

# Modular and Multi-Path-Aware Offline Benchmarking for Mobile GUI Agents

Youngmin Im<sup>1,\*</sup>, Byeongung Jo<sup>2,\*</sup>, Jaeyoung Wi<sup>1</sup>, Seungwoo Baek<sup>2</sup>,  
Tae Hoon Min<sup>2</sup>, Joo Hyung Lee<sup>2</sup>, Sangeun Oh<sup>3</sup>, Insik Shin<sup>1,4</sup>, Sunjae Lee<sup>2</sup>

<sup>1</sup>KAIST, S. Korea   <sup>2</sup>Sungkyunkwan University, S. Korea,   <sup>3</sup>Korea University, S. Korea   <sup>4</sup>Fluiz, S. Korea

ym.im@kaist.ac.kr

{whale1510,sunjae.lee}@skku.edu

## Abstract

Mobile GUI Agents—AI agents capable of interacting with mobile applications on behalf of users—have the potential to transform human-computer interaction. However, current evaluation practices for GUI agents face two fundamental limitations. First, they either rely on single-path offline benchmarks or online live benchmarks. However, offline benchmarks using static, single-path annotated dataset unfairly penalize valid alternative actions, and online benchmarks suffer from poor scalability and reproducibility due to the dynamic and unpredictable nature of live evaluation. Second, existing benchmarks treat agents as monolithic black boxes, overlooking the contributions of individual components, which often leads to unfair comparisons or obscures key performance bottlenecks. To address these limitations, we present MobiBench<sup>1</sup>, the first *modular* and *multi-path aware* offline benchmarking framework for Mobile GUI Agents that enables high-fidelity, scalable, and reproducible evaluation entirely in offline settings. Our experiments demonstrate that MobiBench achieves 94.72% agreement with human evaluators—on par with carefully engineered online benchmarks—while preserving the scalability and reproducibility of static offline benchmarks. Furthermore, our comprehensive module-level analysis uncovers several key insights, including a systematic evaluation of diverse techniques used in mobile GUI Agents, optimal module configurations across model scales, the inherent limitations of current LFM, and actionable guidelines for designing more capable and cost-efficient mobile agents.

## 1 Introduction

The proliferation of Large Foundation Models (LFMs) has catalyzed the development of mobile Graphical User Interface (GUI) agents [16, 22, 33, 37, 51]—AI agents capable of autonomously interacting with mobile apps on behalf of humans. These Mobile GUI Agents promise to revolutionize

human-computer interaction by automating complex, repetitive mobile tasks that pervade our digital lives. However, despite significant advances in agent capabilities, the evaluation methodologies [3, 7, 24, 25, 34, 43–45, 52, 55] for these systems remain fundamentally limited, hindering both fair performance comparison and systematic improvement of these agents.

Current evaluation practices for Mobile GUI Agents suffer from two critical shortcomings. First, existing benchmarks fall into two categories—online and offline evaluation—each with its own limitations. Offline evaluations [3, 4, 15, 25, 29, 44, 53] typically rely on static datasets composed of sequence of screenshots paired with a “*single*” correct action at each step. While convenient and reproducible, these datasets fail to account for the multiple valid paths available in real-world applications. For instance, when booking a flight, an agent may choose either the “Search Flights” button or an “Explore Trips” shortcut; single-path datasets treat the latter as an error even though both lead to the correct next state. Consequently, current offline benchmark mark any deviation from the pre-recorded “golden path” as failure, unfairly penalizing agents that pursue equally valid alternatives.

Conversely, online benchmarks [7, 24, 34, 43, 45, 52, 55] evaluate agents in live environments using execution checkpoints. While this supports multiple valid paths, it suffers from severe scalability and reproducibility challenges. Creating valid checkpoints requires a comprehensive understanding of the app’s logic and extensive engineering effort, often requiring app code modifications. Moreover, environmental factors such as app updates, dynamic content, or unexpected pop-ups can render these checkpoints obsolete and make results difficult to reproduce. As a result, many existing online benchmarks are restricted to a handful of simplified applications, often excluding the complexity of real-world apps and limiting their practical applicability.

Second, existing benchmarks [7, 25, 34] treat agents as monolithic black boxes, evaluating only end-to-end performance without distinguishing the contributions of individual components within the agentic system. This coarse-grained evaluation prevents researchers from identifying performance

\*Co-first authors: Youngmin Im, Byeongung Jo.

<sup>1</sup>Our benchmark framework and dataset is available at <https://github.com/fclab-skku/Mobi-Bench>

**Table 1: Comparison of MobiBench to other benchmarks**

Benchmark	Modular Assessment	Multi-path Support	Scalable Dataset	Reproducible Results	Real world Apps
Offline Benchmarks					
AITW [25]	✗	✗	✓	✓	✓
MoTiF [3]	✗	✗	✓	✓	✓
Meta-Gui [29]	✗	✗	✗	✓	✓
Mobile-Bench-v2 [44]	✗	✓	✗	✓	✓
MobileGPT [15]	✗	✗	✓	✓	✓
DroidTask [37]	✗	✗	✓	✓	✓
Online Benchmarks					
AndroidArena [43]	✗	✓	✓	✗	✓
LlamaTouch [55]	✗	✓	✗	✗	✓
Mobile-Bench [7]	✗	✓	✗	✗	✓
MobileAgentBench [34]	✗	✓	✗	✗	✗
Android Lab [45]	✗	✓	✗	✓	✓
AndroidWorld [24]	✗	✓	✗	✓	✗
MobiBench (ours)	✓	✓	✓	✓	✓

bottlenecks, optimizing specific modules, and leads to unfair comparisons between agents that employ different underlying components.

To address these limitations, we present MobiBench, a benchmark framework designed to enable high-fidelity<sup>2</sup>, scalable, and modular evaluation of Mobile GUI Agents. MobiBench introduces two key innovations:

**Multi-Branch Static Dataset.** To resolve the dilemma between the rigidity of static datasets (i.e., offline benchmark) and the instability of runtime environments (i.e., online benchmark), MobiBench introduces a novel *multi-branch* static dataset that preserves the efficiency of offline evaluation while capturing the path diversity of online evaluation. Instead of annotating all possible trajectories for each task, which would become intractable due to the combinatorial explosion of paths, MobiBench dataset maintains a single “default” trajectory while annotating multiple valid actions—“branches”—at each step. This design effectively captures the multi-path nature of mobile tasks without the overhead of exhaustive path annotation or runtime engineering.

**Modular Evaluation Framework.** Complementing this dataset, MobiBench decomposes a Mobile GUI Agent into five standardized components: (i) Screen Parser, (ii) Prompt Styler, (iii) History Generator, (iv) Feedback Generator, and (v) the underlying LFM model. This modular architecture enables evaluators to systematically analyze how different design choices influence overall agent performance through controlled reconfiguration, and to explore various combinations to identify optimal configurations. MobiBench provides widely-used baseline implementations for each module while supporting plug-and-play of custom techniques.

Our comparison across different benchmark methods shows that, despite being an offline benchmark, MobiBench achieves 94.72% agreement with human evaluators—on par with carefully engineered online benchmarks—while revealing that the single-path datasets underestimate agent capabilities by up to 16.09 percentage points (49.9% relative degradation). Moreover, our module-level evaluation demonstrates that an agent’s performance can vary significantly by 4.72% to 42.72% for GPT-4.1) depending on its module configuration, even when using the same underlying LFM, and that the optimal modules for a given LFM can only be determined through rigorous modular evaluation. Finally, we identify the best-performing module combinations across model scales and families and analyze the cost efficiency of each.

We summarize our contributions as follows:

- (1) We develop a **multi-branch static benchmark dataset** that captures multi-path nature of mobile tasks—offering the fidelity of online benchmarks while maintaining scalability and reproducibility of offline benchmarks.
- (2) We propose a **modular benchmark framework** that enables independent evaluation of agent components, facilitating both systematic optimization and fair comparison across mobile GUI agents.
- (3) We present comprehensive analysis identifying **optimal component combinations** and provide insights and actionable guidelines for designing more capable and cost-efficient mobile GUI agents.

## 2 Background and Motivation

LFM-powered GUI agents typically adopt a pipeline architecture [33, 45, 51] that translates user instructions into executable UI actions (e.g., clicks, scrolls, text inputs) through multiple stages:

<sup>2</sup>We use the term *fidelity* to describe how accurately benchmark performance reflects an agent’s true real-world capabilities.

- **Screen parsing:** This initial stage converts a raw mobile screen (i.e., a pixel image) into a structured representation interpretable by an LFM. Common techniques include augmenting screenshot with visual markers [47], extracting textual information via Optical Character Recognition (OCR) [30], or parsing accessibility tree to generate structured layouts [8].
- **History Generation:** To handle multi-step tasks, the agent must maintain a coherent memory of its prior actions [6, 21]. This module manages the interaction history to provide the LFM with essential historical context for subsequent steps.
- **Action Inference:** Given the task instruction, parsed screen representation, and interaction history, the agent predicts the next optimal action [36, 48, 56]. This is typically orchestrated through carefully designed prompts that guide the LFM’s inference [17, 33, 53]. Prompt engineering techniques commonly adopted include ReAct [48], and few-shot learning [2].
- **Action Reflection:** Before executing the action, the proposed action can undergo a validation step to detect potential errors, correct misinterpretations, or recover from mistakes [18, 27, 35].

Each stage can employ different implementation techniques, resulting in *modular architecture* of Mobile GUI Agents.

## 2.1 The Need for Modular Evaluation

While such modular architecture has become standard for mobile GUI agents, existing benchmarks still evaluate agents as monolithic pipeline. This coarse-grained evaluation leads to three critical problems.

**Unfair Comparisons.** Different implementations of individual modules can lead to significantly different overall performance. Yet existing studies often compare agents without controlling for these differences. As a result, performance improvements are often misattributed to a single factor (e.g., underlying LFM performance), overlooking the influence of other components. For instance, an agent using Model A with structured prompting [36, 48, 56] may outperform one using Model B with naive prompting. A traditional approach of black-box benchmarking may incorrectly attribute the gain solely to Model A’s superiority, when in fact the prompting strategy may be the real driver. Consequently, without disentangled, module-level evaluation, meaningful comparison becomes infeasible.

**Hidden Performance Factors.** Seemingly minor design choices (e.g., how UI elements are represented or how action history is summarized) can have a profound impact on downstream performance. Yet these effects remain invisible under end-to-end evaluation, making it difficult to identify critical bottlenecks or opportunities for optimization. Moreover,

when an agent fails to complete a task, it is often unclear which part of the agent is responsible: the screen parser (e.g., missing UI elements), the inference prompt (e.g., ambiguous instructions), or the underlying LFM. Without fine-grained, component-level evaluation, designing agentic system becomes guesswork rather than systematic engineering.

**Optimization Barriers.** Optimal module configurations may vary depending on model size, input modality, or even target app domain [26, 45]. Yet studies often blindly employ configurations tested under entirely different settings, adopting "best practices" from prior work without tailoring them to the new context. This can lead to agents operating under suboptimal configurations. Without granular evaluation, it becomes impossible to systematically identify optimal configuration that best fits the current context.

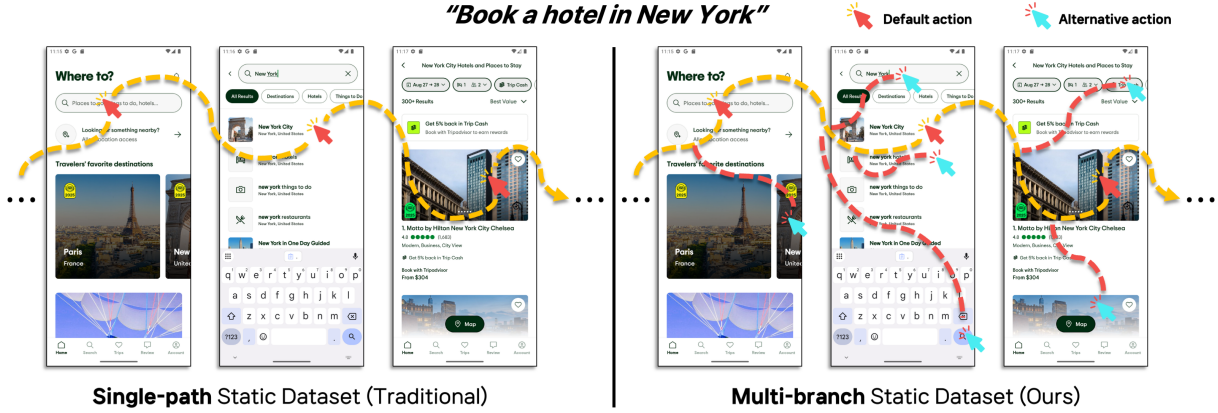
## 2.2 Benchmark Dataset

Benchmarks for Mobile GUI Agents typically falls into one of two categories: offline static benchmarks or online runtime benchmarks. Both have significant tradeoffs.

**Offline Static Evaluation.** Offline benchmarks [3, 25, 29, 33] use static datasets of pre-recorded screenshot sequences, each paired with a single "ground-truth" action. These actions collectively form a "golden path" for a given task. These datasets are easy to use and reproduce: the evaluator simply presents each screenshot to the agent and checks if the predicted action matches the "ground-truth", marking any deviation as a task failure. This simplicity also makes static datasets easy to scale, as non-expert annotators can easily create new task entry through simple demonstration. However, mobile tasks inherently support multiple valid paths. By annotating only one correct path, static datasets penalize agents that pursue equally valid alternatives. Our analysis shows that mobile tasks typically have on average 2.95 valid actions at each step, suggesting that current static benchmarks systematically underestimate agent capabilities (§ 4.1)

**Online Runtime Evaluation.** To address this, online benchmarks [7, 15, 24, 34, 43, 45, 52, 55] run agents in live mobile environments to check whether the agent reaches specific *app states checkpoints* rather than enforcing one fixed action sequence. This approach naturally accommodates multiple interaction paths but introduces several critical limitations:

(i) *Limited scalability due to engineering overhead:* Each task requires manually designed checkpoint logic to detect intermediate or final success states. Implementing these checkpoints often demands intimate knowledge of the app logic, specialized instrumentation, or integration with external libraries, limiting scalability of the dataset. (ii) *Limited reproducibility due to environmental instability:* Online evaluations are fragile to dynamic content (e.g., ads, pop-ups), cached



**Figure 1: Examples of single-path static dataset and multi-branch static dataset.**

user data, or app updates that alter app behavior. These factors make experiments difficult to reproduce across agents or over time, undermining the reliability of their results. Consequently, most online evaluations restrict themselves to a small set of open-source or controlled apps.

In sum, offline benchmarks offer reproducibility and scalability, but fail to capture the realistic behavior of mobile tasks. Conversely, online benchmarks capture richer execution traces but suffer from engineering complexity and poor reproducibility. This motivates the need for a new evaluation paradigm that combines the best of both worlds.

### 3 MobiBench

We present MobiBench, a modular, multi-path aware offline benchmark framework designed to support fine-grained, reliable, and scalable evaluation. Unlike existing benchmarks that treat agents as monolithic systems and rely on fragile single-path datasets or complex runtime environments, MobiBench explicitly **decouples the agent architecture** and introduces a novel **multi-branch evaluation dataset** that captures path diversity without sacrificing reproducibility or scalability. Specifically, MobiBench is designed around four key goals:

- **Fidelity:** Accurately reflect real-world agent performance by recognizing *multiple valid paths*, rather than penalizing equally valid alternatives.
- **Scalability:** Facilitate scalable dataset creation by enabling non-expert annotators to easily contribute new tasks and instructions, without complex engineering or code modifications.
- **Reproducibility:** Provide a stable, deterministic evaluation environment that ensures results are consistent and *fairly comparable* across agents, configurations, and time.
- **Modularity:** Support the systematic analysis of Mobile GUI Agents, allowing evaluators to isolate the impact of individual components through controlled module-level configurations.

#### 3.1 Multi-Branch Static Dataset

Capturing the path diversity of mobile tasks is essential for accurately evaluating a Mobile GUI Agent’s performance. A straightforward way to capture this diversity would be to exhaustively annotate every possible trajectory for each task. However, this quickly becomes intractable, as it requires recording an exponential number of state–action sequences—undermining the very advantage of static datasets: scalability. This limitation is a primary reason why many benchmarks rely on costly and fragile online runtime evaluation.

The key innovation of MobiBench is its *multi-branch static dataset*, which enables high-fidelity, multi-path-aware evaluation even in offline settings. Instead of recording all possible paths, our dataset maintains a *single default trajectory* while annotating multiple valid *alternative actions*—i.e., “branches”—at each step (see Figure 1). The core insight is that an agent’s success fundamentally depends on its ability to select valid actions at each decision point. In other words, choosing a valid action at every step is effectively equivalent to following a correct path. By focusing on the diversity of valid *actions* instead of paths, MobiBench preserves the reproducibility and scalability of static, trajectory-driven offline evaluation, while effectively emulating the flexibility of real-world multi-path execution.

**3.1.1 Running the Dataset.** The evaluation procedure of multi-branch dataset is nearly identical to that of a traditional single-path dataset. At each step, the agent is presented with a screenshot and prompted to predict the next action. If the predicted action matches *any* of the annotated valid actions—including both the default and alternative actions—the step is marked correct and the evaluation proceeds to the next screen in the default trajectory.

A key design choice is how interaction history is handled. To ensure the evaluation can proceed to the next pre-recorded screen, regardless of which valid action the agent selects, we update the agent’s history as if it had taken the

default action. This allows us to evaluate the agent along a fixed reference trajectory. While this approach treats task completion as a greedy, step-wise classification problem, it ensures stable, reproducible evaluation and maintains compatibility with existing offline evaluation practices. Crucially, our empirical validation (§ 4.1) demonstrates that this design achieves near-perfect agreement (94.72%) with human evaluators, confirming that step-wise validity is a highly reliable proxy for overall success rate in mobile tasks.

**3.1.2 Dataset Construction.** We constructed the multi-branch dataset using 27 non-expert human annotators through a hybrid LLM-assisted workflow designed to balance scalability and annotation quality. Our pilot studies revealed that annotators are more reliable at refining and validating candidate actions than generating complete trajectories from scratch. This insight guided the following four-stage process (See Appendix A and D for more details).

**Stage 1—Sampling Tasks and Default Trajectory.** To bypass the ambiguity humans face when arbitrarily selecting a single "default" path among many options, we initialized our dataset by sampling tasks and trajectories from existing single-path datasets: LlamaTouch [55], MobileGPT [15], Meta-GUI [29], and AndroidWorld\_Static<sup>3</sup>. Their original annotations serve as the default trajectory, removing the need for annotators to determine default actions themselves.

**Stage 2—LLM-Based Candidate Action Generation.** Pilot studies showed that annotators are more effective at adding new actions or filtering out incorrect ones when provided with initial candidate set. Therefore, we leverage state-of-the-art LLMs (GPT-o3 and Gemini 2.5-pro) to generate an initial pool of plausible actions for each step.

**Stage 3—Human Augmentation and Filtering.** Annotators then refine these LLM generated candidates, adding missing actions and removing incorrect or redundant ones.

**Stage 4—Cross-Validation.** Finally, to minimize individual bias, three independent annotators cross-validated the labeled actions, with the final valid set determined by majority voting.

This hybrid pipeline allowed us to efficiently scale the dataset creation while maintaining high annotation quality and consistency.

**3.1.3 Statistics.** Our final multi-branch dataset comprises 508 unique tasks spanning 66 mobile applications, resulting in a total of 4,173 screenshots and 12,339 annotated actions. A detailed breakdown of dataset statistics is presented in Table 2.

A key highlight is that each step has, on average, 2.95 valid actions (Avg. Actions)—indicating a high degree of path

<sup>3</sup>AndroidWorld\_Static is a custom static dataset we created using snapshots from the online benchmark framework AndroidWorld [24]

**Table 2: MobiBench multi-branch dataset statistics.**

Sampled Dataset	# App	# Task	Avg. # Steps	Avg. # UIs	Avg. # Actions
LlamaTouch	27	163	5.6	36.34	2.76
MobileGPT	7	73	5.75	34.56	2.85
Meta-GUI	10	167	11.02	41.51	3.38
AndroidWorld	22	105	9.43	28.23	2.38
Total	66	508	8.21	36.52	2.95

**Table 3: Task difficulty & complexity categorized based on the number of steps involved and the average number of UIs involved.**

Source	Difficulty			Complexity		
	Easy	Med.	Hard	Simple	Moder.	Complex
LlamTouch	60	98	5	31	79	53
MobileGPT	26	44	3	15	28	30
Meta-GUI	37	63	67	0	55	112
AndroidWorld_Static	20	56	29	43	46	16
MobiBench Dataset	143	261	104	89	208	211

Difficulty: Easy ( $\leq 4$  steps), Medium (5–11 steps), Hard ( $\geq 12$  steps)

Complexity: Simple ( $\leq 25$  UIs), Moderate (26–40 UIs), Complex ( $> 40$  UIs)

diversity in mobile tasks. This implies that the single-path datasets we sampled from have up to a 66% chance of mis-penalizing a valid agent action, substantially *underestimating* true agent capabilities.

Table 2 also reports the average number of UI elements per screen (Avg. # UIs), which represents the screen complexity. Notably, AndroidWorld\_Static<sup>3</sup>, shows a significantly lower complexity—with 22.7% fewer UI elements than the average of the other three datasets. This is because AndroidWorld (online benchmark) relies on simplified open-source applications due to its high complexity in implementing checkpoint instrumentation. This implies that online benchmarks that rely on simplified apps may *overestimate* agent performance when deployed in more complex, real-world environments.

Furthermore, we observe a positive correlation between screen complexity and the number of valid actions per step (see Appendix A). Screens with more UI elements tend to offer more valid actions, leading to higher path diversity. This observation further reinforces the importance of supporting multi-path evaluation, particularly when benchmarking agents on real-world apps with rich, complex interfaces.

Finally, Table 3 categorizes tasks into three difficulty levels and three complexity levels based on the number of steps involved and the average number of UIs involved in each task. This categorization allows for fine-grained performance analysis across tasks of varying difficulty and complexity.

## 3.2 Modular Benchmark Architecture

Another key contribution of MobiBench is its support for controlled, component-level evaluation of Mobile GUI Agents. MobiBench framework decomposes Mobile GUI Agents into

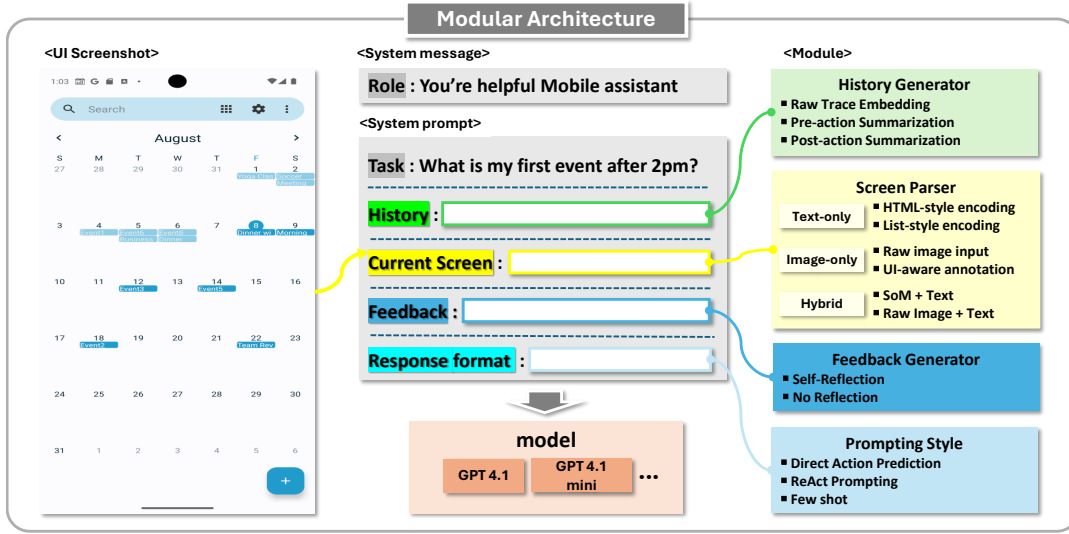


Figure 2: Modular architecture of Mobile GUI Agents

standardized modules that can be systematically reconfigured to assess how different design choices affect overall performance. As illustrated in Figure 2, we identify five core components that collectively form an Mobile GUI Agent: the backbone LFM that predicts actions, and four preprocessing modules that collectively construct its input prompt. This modular structure allows MobiBench to isolate the impact of each component through controlled module combinations, enabling fine-grained attribution of performance differences across agents. Below, we describe each module and the representative techniques supported by MobiBench. Note that MobiBench is fully compatible with end-to-end agents that do not explicitly expose modular boundaries and supports the seamless integration of custom modules and techniques.

**3.2.1 Screen Parser(Screen Representation):** The Screen Parser module transforms the mobile app screen into a format that the LFM can best interpret. Existing screen-parsing techniques can be broadly categorized into three modalities: *text-only*, *image-only*, and *hybrid* (see Appendix B).

**Text-only Modality.** Text-based parsers leverage the accessibility tree provided by Accessibility Service (a11y) [8], which encodes a hierarchical structure of UI elements along with their attributes (e.g., class\_name, text, description) and properties (e.g., clickable, editable). Accessibility trees are often pre-processed into more succinct and informative textual representations due to their verbosity and irrelevant elements. MobiBench implements two widely-adopted approaches:

- *HTML-style encoding:* Leveraging the fact that LFM’s are extensively pre-trained on web-based corpora, this approach [15, 31] translates the a11y tree into HTML-like

syntax—mapping UI elements to HTML tags while preserving structural relationships using layout containers (e.g., div).

- *List-style encoding:* In contrast, some works [24, 37] extract only meaningful and interactable UI elements and present them as a flat, enumerated list. Non-graphical or layout elements (e.g., ViewGroup, div) are discarded to keep the representation concise and focus the model’s attention on actionable elements.

**Image-only Modality.** When textual representations are unavailable—as with iOS applications, web apps, or certain Android apps with limited accessibility support—agents must rely exclusively on visual information. We implement two image-based approaches:

- *Raw image input:* The most straightforward approach [22, 51] directly feeds screenshots to vision-language models (VLMs), requiring only basic preprocessing such as resolution scaling. While simple to implement, this method relies entirely on the VLM’s ability to ground visual information without structural guidance.
- *UI-aware visual annotation:* To complement visual information, this approach [30, 39] employs external tools such as object detection models and OCR to annotate UI elements and extract textual content from screenshots. These annotations provide pseudo-structural information that can enhance the LFM’s multimodal understanding.

**Hybrid Modality.** Hybrid approaches leverage both the textual and visual information to combine the strengths of both modalities. A representative technique is Set-of-Marks (SoM) prompting [47]. SoM uses UI coordinates from the accessibility service to overlay visual markers on screenshots. Each UI element receives a numbered bounding box that creates an explicit link between visual elements and their



textual descriptions, enabling more precise grounding for multimodal LFM.

Alternatively, simpler hybrid strategies concatenate raw screenshots with textual encodings without explicit spatial grounding between the two modalities.

**3.2.2 History Generator(Interaction History):** Predicting the next action depends not only on the current screen information but also on the context of prior interactions. The most naive approach is to concatenate the entire prompt history in a conversation-like format, but this is rarely practical due to high costs and the limited context windows of LFM. Instead, agents typically adopt step-wise history injection, where the summary of the agent’s previous action is appended sequentially to the history section of the prompt. MobiBench implements three representative techniques for generating such history entries:

- *Raw Trace*: This straightforward approach directly embeds the LFM response from the previous step into the next prompt. While computationally efficient, this method may lack semantic richness.
- *Pre-action Summarization*: This method employs a specialized summarizer agent to generate a natural language description of the previous action. Given the screen and the predicted action, the agent describes the intended effect or expected outcome of the action. To minimize latency overhead, pre-action summarization generates summaries *before* or *in-parallel* with action execution.
- *Post-action summarization*: Alternatively, a summarizer agent can create history entries *after* observing the action’s outcome (i.e., resulting screen). These summaries are typically more accurate and grounded since they reflect the actual state transition, but introduce additional latency as they must wait until the action gets fully executed.

**3.2.3 Prompting Style(Response Format):** The way we prompt the model has a substantial impact on its reasoning process and, ultimately, on the accuracy of the agent’s actions. Since the design space of prompt engineering is effectively unbounded, MobiBench focuses on different response formats that prior research adopts. We implement three representative prompting techniques:

- *Direct Action Prediction*: The simplest prompting style asks the LFM to directly output primitive actions (e.g., click, input, scroll) and their parameters (e.g., UI element index, input text, scroll direction). While highly efficient with minimal latency, this method provides no insight into the model’s decision-making and may lead to low accuracy on complex tasks that require extensive reasoning.

- *ReAct Prompting*: Following the Reasoning + Acting paradigm [15, 45, 48], this approach prompts the LFM to articulate its reasoning before predicting actions. By explicitly generating intermediate thoughts—similar to chain-of-thought prompting [36]—the model can better analyze the current context and arrive at more informed decisions.
- *Few-shot Learning*: This technique augments the prompt with a small number of curated examples demonstrating how to interpret a screen and select the correct action [2, 15]. By exposing the model to concrete input–output pairs, few-shot prompting helps the agent internalize task structure and reduces ambiguity in action prediction.

**3.2.4 Reflection (Feedback Generator):** Modern agentic systems [13, 18, 27] commonly incorporate reflection or feedback mechanism to verify an LFM’s output before execution. Similarly, several Mobile GUI Agents [14, 33] adopt a self-reflection stage, where predicted actions undergo additional verification before being executed.

To evaluate the effectiveness of this stage, MobiBench implements an optional reflection module. After the agent predicts an action, a specialized feedback generator evaluates whether the action aligns with the task goal. If the action is deemed incorrect, the agent re-predicts the action, this time incorporating the feedback. This creates a feedback loop where the agent iteratively refines its actions based on real-time reflection.

## 4 Evaluation

To understand the effectiveness and practical impact of MobiBench, we conduct a comprehensive evaluation across diverse set of Mobile GUI Agents. Specifically, our evaluation address the following research questions:

- RQ1.** How accurately does MobiBench’s multi-branch dataset assess Mobile *GUI Agent capabilities* compared to existing benchmarks? (§ 4.1)
- RQ2.** How do individual modules contribute to overall performance, and what is the *best-performing configuration* across different underlying models? (§ 4.2)
- RQ3.** What are the trade-offs between accuracy and cost (e.g., latency, token usage), and which configurations offer the *most cost-efficient* solutions? (§ 4.3)
- RQ4.** What are the characteristics and implications of using *specialized models* (e.g., reasoning models and fine-tuned sLLMs) for Mobile GUI Agents? (§ 4.4)

### 4.1 Benchmark Effectiveness

To assess the overall effectiveness of MobiBench as a practical evaluation framework, we examine *i)* the amount of effort required to construct the benchmark (scalability) and

**Table 4: Task completion rate (TSR) of m3a mobile GUI Agent measured under four different evaluation methodologies. All four methodologies used the same task instruction set.**

Method	Task Difficulty			Task Complexity			Overall	
	Easy	Medium	Hard	Simple	Moderate	Complex	TSR	Fidelity <sup>1</sup>
# of Tasks	25	56	29	43	36	16	105	
AndroidWorld (Online)	30.00%	34.82%	22.98%	44.57%	23.18%	14.58%	30.63%	94.90%
AndWorld_Static (Single-Path)	23.33%	20.83%	0%	20.93%	6.5%	29.16%	16.18%	50.15%
MobiBench (Multi-branch)	33.33%	41.66%	19.54%	41.86%	21.73%	47.91%	33.97%	94.72%
Human Evaluator (Online)	33.88%	31.5%	24.52%	46.51%	24.39%	17.36%	32.27%	—

<sup>1</sup>The metric *Fidelity* indicates how closely each methodology’s results align with human evaluations.

ii) how well it reflects real-world agent performance (fidelity). To this end, we compare four evaluation methodologies: AndroidWorld (online), AndroidWorld\_Static (single-path offline), MobiBench (multi-branch offline), and human evaluation. All benchmarks use the same task set from AndroidWorld. As our baseline agent, we adopt m3a [24], a lightweight yet representative Mobile GUI Agent powered by GPT-4.1. All evaluations were averaged over three runs. For ground truth, three human judges manually validated the agent’s full execution traces (inter-annotator agreement: 93.01%).

**Annotation and Engineering Effort.** First, to quantify the scalability of each approach, we analyzed the engineering and annotation effort required to construct each benchmark. AndroidWorld online benchmark demands checkpoint engineering: To implement runtime checkpoints for its 116 tasks, it uses 17,458 lines of code (~150 LoC/task) across 92 files, each requiring detailed understanding of the target app’s internal logic and software engineering skills. For offline benchmarks, the primary bottleneck is manual page navigation to record reference trajectories. While MobiBench multi-branch dataset require traversing only 991 pages, a naive “Multi-Path” dataset covering all valid trajectories would require visiting an estimated ~6,533 pages due to combinatorial explosion of paths. Given that page navigation constitutes the primary source of annotation fatigue, this exponential growth makes multi-path annotation impractical, particularly for real-world apps with rich path diversity.

**Fidelity.** Table 4 reports the Task Success Rate (TSR) of m3a [54] under four different evaluation settings. As expected, AndroidWorld shows the highest alignment with human evaluators, as its runtime checkpoints are carefully engineered to emulate human judgments. In contrast, its offline counterpart, AndroidWorld\_Static substantially underestimates agent capability—by 16.09 percentage points (49.9% relative)—due to its rigid single-path assumption. This confirms a core limitation of single-path offline benchmarks: they systematically penalize agents for choosing equally valid alternative paths.

These results underscore the key trade-off between online and offline benchmarks. While Online benchmarks achieve high fidelity, they require substantial engineering effort and slow evaluation (~5x longer than offline benchmarks) due to “real” app interactions. Conversely, offline benchmarks are highly efficient and easily reproducible but suffer from low fidelity due to their rigid single-path assumptions.

MobiBench successfully bridges this gap, achieving an overall fidelity of 94.72%, comparable to the AndroidWorld online benchmark. This high-level of alignment, an 88.8% improvement over the single-path static baseline, validates our core insight that an agent’s ability to select a valid action at each step is a reliable proxy for overall task success.

However, we observe a notable divergence in *Complex* tasks, where MobiBench tends to overestimate agent performance compared to AndroidWorld and human evaluators. This stems from the “path explosion” inherent in complex tasks, where each step involves a larger number of valid actions. Since human annotators naturally gravitate toward shorter, more direct paths, our default trajectories typically represent the simplest solutions. Therefore, MobiBench’s default trajectory driven evaluation guides agents back to the optimal path after each step, increasing their likelihood of success. On the other hand, agents in online settings (AndroidWorld, human evaluation) may pursue longer and less efficient alternative paths, leading to higher failure rates. Consequently, agents evaluated under MobiBench are, probabilistically, more likely to exhibit higher success rates. We discuss this limitation and potential extensions in § 6. Nevertheless, MobiBench’s strong overall fidelity, significantly outperforming traditional single-path offline benchmark, confirms that our multi-branch design provides a simple yet highly effective way to capture real-world path diversity in offline evaluation.



**Table 5: Incremental modular evaluation across different model sizes.**

Module	Technique	GPT-4.1				GPT-4.1 mini				GPT-4.1 nano			
		A.Acc	Cost <sup>1</sup>	TSR	Best	A.Acc	Cost <sup>1</sup>	TSR	Best	A.Acc	Cost <sup>1</sup>	TSR	Best
Screen Parser	a11y-HTML	73.64	0.0338	27.17		59.33	0.0068	5.91		<b>41.94</b>	0.0017	<b>0.39</b>	✓
	a11y-UI List	73.04	0.0402	28.15		60.03	0.0080	4.53		37.09	0.0020	0	
	Image-Raw	39.39	0.0342	4.72		33.49	0.0107	2.56		19.15	0.0037	0.39	
	Image-Annotation <sup>2</sup>	69.21	0.0505	16.14		59.65	0.0136	5.51		28.96	0.0045	0.39	
	Hybrid-SoM+a11y <sup>3</sup>	<b>74.66</b>	0.0615	<b>32.68</b>	✓	64.51	0.0144	10.63		34.88	0.0050	0	
History Generation	Hybrid-Raw+a11y <sup>3</sup>	75.52	0.0552	31.50		<b>65.53</b>	0.0158	<b>15.94</b>	✓	38.47	0.0050	0.2	
	Raw Trace	74.66	0.0615	32.68		65.63	0.0158	15.94		41.94	0.0017	0.39	
	Pre-action summary	79.47	0.1222	41.93		70.42	0.0321	19.69		42.01	0.0033	0.79	
	Post-action summary	<b>81.06</b>	0.1556	<b>42.72</b>	✓	<b>73.43</b>	0.0416	<b>24.61</b>	✓	<b>43.41</b>	0.0041	<b>1.38</b>	✓
Inference Style	Action Only	<b>81.06</b>	0.1556	<b>42.72</b>	✓	73.43	0.0416	24.61		43.41	0.0041	1.38	
	ReAct	81.04	0.1589	40.94		<b>75.93</b>	0.0423	<b>32.68</b>	✓	<b>48.95</b>	0.0043	<b>3.74</b>	✓
	Few Shot	80.44	0.2408	42.32		71.67	0.0587	25.59		38.88	0.0084	0.2	
Reflection	No Reflection	<b>81.06</b>	0.1558	<b>42.72</b>	✓	<b>75.93</b>	0.0423	<b>32.68</b>	✓	<b>48.95</b>	0.0043	<b>3.74</b>	✓
	Self Reflection	79.93	0.2333	38.19		75.02	0.0618	26.77		46.98	0.0100	2.17	

Metrics. A.Acc = Action Accuracy; TSR = Task Success Rate; Cost = \$ per task; "Best" marks the within-module best technique for the given model.

<sup>1</sup> GPT-4.1 (Input: \$2.00/1M, Output: \$8.00/1M), GPT-4.1 Mini (Input: \$0.40/1M, Output: \$1.60/1M), GPT-4.1 Nano (Input: \$0.10/1M, Output: \$0.40/1M)

<sup>2</sup> UI Captioning [50] + OCR [23]

<sup>3</sup> For clarity of presentation, we report only the results using the better-performing a11y parsing variant for each hybrid technique. The performance difference between the two a11y parsing methods (HTML vs. UI List) was negligible when combined with the corresponding image-based style.

## 4.2 Modular Evaluation

Building on the validated fidelity of our multi-branch dataset, we conducted a comprehensive module-level evaluation using MobiBench’s modular benchmark framework. Specifically, we assessed the performance impact of each component module—Screen Parser, History Generator, Inference Style, and Reflection—across three backbone models of varying sizes: GPT-4.1, GPT-4.1 mini, and GPT-4.1 nano.

To keep the number of module combinations tractable, we adopted an incremental tuning strategy. We first defined a default configuration using the simplest available techniques across all modules: Screen Parser: *a11y-HTML*, History Generator: *Raw Trace*, Inference Style: *Action Only*, and Reflection: *No Reflection*. We then tuned one module at a time in an order shown in Table 5 (top to bottom), and fixed each module to its best-performing variant before proceeding to the next.

Table 5 summarizes the results, marking the best performing technique for each module with a ✓. While GPT-4.1 and GPT-4.1 mini achieve reasonable TSR (42.72% and 32.68%, respectively) under their best-performing configurations, GPT-4.1 nano performs poorly overall, showing near-zero task success under all settings. This suggests that the model of this scale does not possess cognitive capabilities required for GUI interaction (see Table 4.4). For brevity, we omit further analysis of GPT-4.1 Nano, as its near-zero performance does not yield statistically meaningful insights.

Furthermore, when evaluated under a traditional single-path dataset settings (using only default trajectories), the

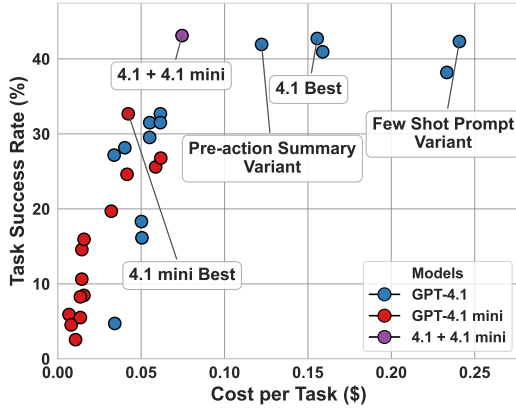
same optimal configurations of GPT-4.1 and GPT-4.1 mini achieve 27.36% and 23.03% task success rates, respectively—underestimating their performance by 15.36% and 9.55% points. Such discrepancies are comparable to the performance gap between different model sizes, reconfirming a critical limitation of single-path evaluation.

Below, we share several key findings from this evaluation.

**No “one-size-fits-all” Solution.** Our results reveal that the effectiveness of each technique varies drastically depending on the underlying model. For instance, *ReAct* prompting significantly boosts the performance of GPT-4.1 mini (improving TSR from 24.61% → 32.68%) and GPT-4.1 nano, but slightly *degrades* performance for the larger GPT-4.1, which performs best with the simplest *Action Only* inference style.

Similar patterns appear in other modules. In Screen Parsing, incorporating visual inputs improves GPT-4.1 mini’s TSR by 2.7x compared to using accessibility trees(a11y) alone, whereas GPT-4.1 sees only a modest 16% gain. Likewise, in History Generation, smaller models (mini, nano) benefit substantially from *Post-action Summarization* over *Pre-action Summarization*, while GPT-4.1 shows a negligible difference between the two. These divergences extend across different model families as well. For instance, Qwen3-VL-8B performs best with *Few-Shot* prompting and shows virtually no difference between pre- and post-action summaries despite sharing a similar model size with GPT-4.1 mini and nano.

Taken together, these results show that predicting the optimal configuration for a given Foundation Model is difficult, if not impossible, without empirical testing. Blindly adopting heuristics or “best practices” from prior work can lead to



**Figure 3: Cost efficiency of different module combinations**

suboptimal performance. Furthermore, when system-level metrics like cost and latency are factored in, the complexity of optimization increases further (§ 4.3). This underscores the practical value of MobiBench’s modular evaluation framework, providing a systematic and reproducible way for researchers and engineers to uncover model-specific optimal configurations.

**The Pitfalls of Outdated Heuristics** Several techniques commonly assumed to be effective turned out to provide little to no benefit, or even degrade performance. Most notably, Set-of-Mark (SoM) prompting [47], a technique widely adopted in prior works to enhance visual grounding, shows no meaningful improvement and even underperformed the simpler *Raw Image+all* parser on GPT-4.1 mini and Nano.

Similarly, ReAct prompting [48] yielded suboptimal results on GPT-4.1, despite being widely regarded as a standard choice for action agents [15, 32, 37, 41, 46]. Worse yet, despite the additional cost and latency incurred by generating reasoning traces, it underperformed the simpler *Action Only* inference style (see § 4.4 Reasoning Models for detailed analysis). These findings demonstrate that as model capabilities evolve, previously accepted “best practices” may become obsolete or even detrimental. Fine-grained, module-level evaluation is therefore crucial for identifying emerging bottlenecks and avoiding outdated heuristics.

**Naive self-reflection often backfires.** While reflection mechanisms that validates agent actions may improve accuracy and help agents recover from errors, they come a risk of false alarms. Our evaluation of *self-reflection*, where the model reflects on its own predicted action and generates feedback, consistently degrades performance across all models. According to our analysis of GPT-4.1, only 52.94% of the actions flagged as errors were actually erroneous. Moreover, while 44% of real errors were successfully corrected through reflection (80 actions), an even larger number of initially correct actions were incorrectly modified due to

false alarms (127 actions). A more sophisticated reflection pipeline [9, 11, 13] or stronger reflection models may perform better. Yet, our results suggest that such mechanisms must be carefully evaluated before deployment.

Taken together, these findings underscore the importance of systematic, module-level evaluation. Without such analysis, practitioners may unknowingly adopt suboptimal or even harmful techniques. While our implementations include only a few common approaches, the results clearly demonstrate that the agent’s architectural decisions must be empirically validated through rigorous module-level evaluation.

### 4.3 Cost & Latency Analysis

While task success rate (TSR) is a critical measure of agent effectiveness, real-world deployment often requires balancing between accuracy and computational cost. In this section, we analyze the latency and cost efficiency of various module configurations. Although our study does not evaluate every possible permutation of modules and models, we focus on highlighting representative trade-offs where certain techniques offer strong returns, while others incur substantial overhead for marginal gains.

**Cost Efficiency.** Techniques exhibit markedly different cost-performance trade-offs. Some techniques deliver substantial performance gains with little to no overhead, while others incur significant additional cost yet provide minimal, or even negative returns. For instance, on GPT-4.1 Mini, *ReAct* prompting improves TSR by 8.07% points with only marginal additional cost. In contrast, *Few-Shot* prompting increases cost by 41% yet improves TSR by less than 1% point.

Figure 3 visualizes the cost-performance distribution of all evaluated module combinations. The results demonstrate that higher cost does not necessarily translate to higher TSR, and the “best-performing” configuration is not always the most practical. For instance, among GPT-4.1 configurations, both the *Pre-Action Summary* and *Few-Shot Prompting* variants achieve performance comparable to the “Best” GPT-4.1 combination, yet the *Pre-Action Summary* variant comes at nearly half the cost, making it the most cost-efficient choice in practice.

Beyond module configuration, another powerful optimization avenue is the use of hybrid model architectures—assigning different underlying LLMs to specific modules. We validated this by employing GPT-4.1 for the core Action Inference module while offloading the History Summarization to the cheaper GPT-4.1 Mini. This hybrid configuration achieved a TSR of **43.11**, matching the GPT-4.1 best configuration, while reducing cost by 52%.

**Latency Analysis.** Analyzing task completion time presents challenges distinct from cost analysis. Unlike token pricing, which is fixed, latency is largely influenced by uncontrollable

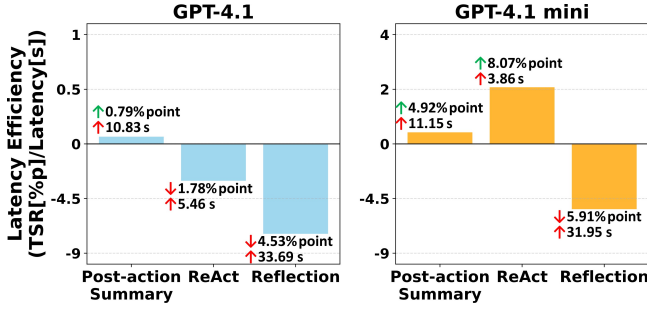


Figure 4: Efficiency of latency incurring techniques

Table 6: Performance of small, fine-tuned LFM

Models	Overall		w/o Open & Finish	
	A.Acc	TSR	A.Acc	TSR
Qwen 2.5 VL-7B	57.38%	3.35%	59.17%	29.33%
GUI OWL 7B [49]	61.30%	0.00%	69.02%	36.22%
UI Genie 7B [42]	64.15%	1.58%	72.13%	<b>38.98%</b>
UITars 1.5 7B [22]	56.63%	<b>7.68%</b>	62.65%	32.09%

stochastic factors such as network delay and provider-level inference throughput. Furthermore, smaller models do not guarantee lower latency, as providers often allocate fewer resources to them. Thus, comparing absolute latency across models does not yield portable or actionable insights.

Given these constraints, we instead measure the estimated *latency efficiency*<sup>4</sup> of each module: the TSR gain achieved per additional second of latency. Figure 4, we display the latency efficiency of techniques that incur extra latency. Note that because LFM inference latency is dominated by the number of *output* tokens, techniques that only modify the *input* prompt are excluded from this plot. We also exclude *Pre-action Summarization* from this analysis because it runs in parallel with action execution; in our experiments, its generation time never exceeded the system’s 3 second execution window, effectively resulting in zero additional latency.

As shown in Figure 4, most techniques offer poor returns on latency investment. The notable exception is *ReAct* prompting on GPT-4.1 Mini, which demonstrates high latency efficiency. Conversely, although *Post-action Summarization* yields the highest absolute TSR for GPT-4.1, its returns per second of delay are minimal. Given that *Pre-action Summarization* achieves comparable performance gains without the latency penalty (due to parallelization), it represents a far more practical choice for real-world application.

#### 4.4 Specialized Models

**Fine-tuned Models.** A number of prior works have proposed small, fine-tuned language models for efficient Mobile GUI Agents. Since these models are trained with specialized inference pipelines, they must be evaluated end-to-end without module separation.

Table 6 compares the performance of three state-of-the-art GUI agents fine-tuned on Qwen 2.5-VL 7B. Similar to GPT-4.1 Nano, these models initially exhibit very low Overall TSR despite fine-tuning. However, a granular error analysis reveals that failures are disproportionately concentrated in two specific actions: Open App and Finish—the actions that initiate and terminate a task.

To quantify this effect, we compute the TSR excluding these two steps (“w/o Open & Finish”). All small models, including the Qwen2.5-VL base model, show dramatic TSR increases, some even surpassing GPT-4.1 Mini. Notably, this gain was more pronounced in fine-tuned models than in the base Qwen 2.5-VL. Their action-level accuracy also rises more sharply, indicating that the disproportional error distribution is further amplified in Fine-tuned models.

A likely explanation is *data imbalance* during finetuning. Unlike intermediate actions (e.g., click, input), which occur multiple times per task, Open App and Finish appear exactly once per task, giving models far fewer learning opportunities.

Taken together, these findings not only highlight an inherent limitation of small fine-tuned models but also provide actionable guidance for future development. Since opening an app and determining the end of the task is the primary bottleneck, upsampling fine-tuning data for Open and Finish actions could resolve this bottleneck and unlock significant performance gains for small, efficient GUI models.

**Reasoning Models** Recent advances in the test-time compute paradigm [28] have enabled models to solve complex problems through extended reasoning. To examine the impact of test-time compute in the context of Mobile GUI Agents, we evaluated GPT-5.1 [20]—a state-of-the-art reasoning model—under varying reasoning efforts. For the base agent, we used the best-performing modular configuration of GPT-4.1 identified in our earlier evaluation (§ 4.2).

Table 7 presents the performance of GPT-5.1 across different levels of reasoning effort. Unlike domains such as math or coding, where scaling test-time compute yields dramatic gains, Mobile GUI Agent performance improves only modestly with additional reasoning. The absolute TSR improvement is limited to 3–4 percentage points (maximum 9.22% relative gain). However, this marginal gain comes at

<sup>4</sup>Latency estimates were computed using the average throughput (tokens/s) and time-to-first-token (TTFT, s) reported by OpenRouter over the period 2025-11-04 to 2025-11-17: GPT-4.1 (throughput: 60.7 tokens/s, TTFT: 0.839 s) and GPT-4.1 Mini (throughput: 71.5 tokens/s, TTFT: 0.713 s).

**Table 7: Performance across GPT-5.1’s reasoning efforts**

Reasoning Effort	TSR	Reasoning Tokens / Task	Cost per Task	Latency per Task
<b>None</b>	40.55%	–	\$0.065	43.00s
<b>Low</b>	39.17% (↓3.40%)	0.66K	\$0.071 (↑9.23%)	55.78s (↑29.72%)
<b>Medium</b>	42.13% (↑3.90%)	1.51K	\$0.080 (↑23.08%)	75.00s (↑74.41%)
<b>High</b>	44.29% (↑9.22%)	4.09K	\$0.11 (↑69.23%)	134.32s (↑212.37%)

a disproportionate expense: a 69.23% increase in monetary cost and a 212.37% increase in latency.

These findings suggest that GUI interaction relies less on deliberate, step-by-step reasoning (System-2 thinking) and more on intuitive visual grounding and pattern recognition (System-1 thinking). This hypothesis is further supported by our earlier finding that ReAct prompting—designed to strengthen explicit reasoning—failed to improve GPT-4.1’s performance. Together, these results imply that future advancements for Mobile GUI Agents may stem not from increasing reasoning depth, but from scaling domain-specific training to better internalize GUI interaction patterns.

**Image-only Environment (iOS, Webb app).** Some application environments (e.g., iOS apps, web applications) restrict access to textual UI representations (a11y). In such cases, agents are forced to rely solely on image-based parsing. To address this, we report modular evaluation results under image-only conditions (see Appendix C). Interestingly, the optimal module configuration remained identical to the standard setting (Table 5), with the exception of the parser itself: both GPT-4.1 and GPT-4.1 Mini performed best with *Raw Image + UI Captioning*. Under this configuration, they achieve TSRs of 26.97% and 20.86%, respectively. This significant performance drop compared to the standard setting highlights the critical role of textual structural information in mobile GUI interaction.

## 5 Related Work

**Multi-path Offline Benchmarks.** Evaluating long-horizon tasks with multi-path diversity remains a long-standing challenge in offline benchmarking. While various approaches have been explored to address this, scalable solutions remain elusive. Notably, Mobile-Bench-v2 [44] leverages a state-action transition graph [40] to support multi-path evaluation. However, constructing such graphs for new applications incurs substantial overhead, limiting practical scalability. Another line of work employs simulated environments that replicate the front-end behavior of real web pages [10] to ensure robustness and reproducibility. Yet, accurately replicating the complex logic of real-world applications demands significant engineering effort, making this approach difficult to scale across diverse domains.

**Modular Evaluation of Agents.** As agent architectures become increasingly complex, several works have begun exploring component-level evaluation. AgentSquare [26] decomposes agents into modules such as Planning, Reasoning, Tool Use, and Memory, and quantifies each module’s contribution in a controlled online setting. BrowserGym [5] provides a unified evaluation platform that enables systematic comparison of diverse agentic techniques.

Building on this direction, we introduce the first modular benchmarking framework designed specifically for Mobile GUI Agents. We formally decompose the end-to-end mobile agent pipeline into key functional modules and enable controlled, isolated evaluation of each component. To make such modular analysis both scalable and reliable, we further pair this framework with a multi-branch static dataset—a new offline benchmarking paradigm that captures real-world path diversity without the engineering burden of online environments.

## 6 Limitation & Discussion

**Inherent limitation of Offline Benchmark.** While MobiBench enables high fidelity benchmark even under offline settings, several inherent limitation of offline benchmark remains: First, it does not account for an agent’s ability to recover from intermediate mistakes. Unlike online evaluation setups, where agents are permitted to make incorrect decisions (e.g., navigating to the wrong screen) as long as they eventually complete the task within a step limit, MobiBench employs a stricter criterion where any single incorrect action results in task failure. A promising direction for future work is to build datasets that include trajectories with occasional errors, which would support an assessment of error recovery capabilities.

Second, the default trajectories in MobiBench multi-branch dataset are subject to human annotator bias, specifically a preference for the shorter and more efficient paths. Consequently, agents are primarily evaluated along these simplified trajectories, which may overestimate their capabilities and fail to capture performance on more complex or less intuitive paths. This issue is particularly pronounced when extreme "shortcuts" exist. Although this bias could be partially mitigated by retaining additional reference trajectories when annotators exhibit large discrepancies in path length, it remains a fundamental limitation of static, trajectory-driven evaluation. Nevertheless, given MobiBench’s high fidelity across the vast majority of task sets, we believe this trade-off is justifiable by the significant gains in scalability, reproducibility, and efficiency.

**Non-standard Auxiliary Modules.** While MobiBench enables modular evaluation of Mobile GUI Agents, it does not fully support all possible modules in the field. Several prior

works have introduced unique modules such as planning modules [1, 12, 19, 35], memory modules [15, 37, 51], or specialized inference pipeline [6, 38] that deviates from standard action driven agentic workflows. These auxiliary modules can significantly enhance agent performance but often rely on task-specific assumptions or specialized designs, making them incompatible with the standardized evaluation pipeline. Nevertheless, MobiBench is designed to be easily extensible. Custom modules can be appended to the framework with minimal engineering effort, allowing future studies to evaluate such specialized components under a unified and reproducible benchmarking setup.

## 7 Conclusion

This work introduced MobiBench, the first modular, multi-path-aware, offline benchmarking framework for Mobile GUI Agents. MobiBench enables fine-grained, component-level analysis while combining the fidelity of online benchmarks with the scalability and reproducibility of offline benchmarks. We hope MobiBench serves as a foundation for more rigorous, reproducible, and insightful evaluation in the development of future GUI agents.

## References

- [1] Saaket Agashe, Kyle Wong, Vincent Tu, Jiachen Yang, Ang Li, and Xin Eric Wang. 2025. Agent S2: A Compositional Generalist-Specialist Framework for Computer Use Agents. *arXiv:2504.00906 [cs.AI]* <https://arxiv.org/abs/2504.00906>
- [2] Tom B. Brown, Benjamin Mann, Nick Ryder, Melanie Subbiah, Jared Kaplan, Prafulla Dhariwal, Arvind Neelakantan, Pranav Shyam, Girish Sastry, Amanda Askell, Sandhini Agarwal, Ariel Herbert-Voss, Gretchen Krueger, Tom Henighan, Rewon Child, Aditya Ramesh, Daniel M. Ziegler, Jeffrey Wu, Clemens Winter, Christopher Hesse, Mark Chen, Eric Sigler, Mateusz Litwin, Scott Gray, Benjamin Chess, Jack Clark, Christopher Berner, Sam McCandlish, Alec Radford, Ilya Sutskever, and Dario Amodei. 2020. Language Models are Few-Shot Learners. *arXiv:2005.14165*
- [3] Andrea Burns, Deniz Arsan, Sanjna Agrawal, Ranjitha Kumar, Kate Saenko, and Bryan A Plummer. 2021. Mobile app tasks with iterative feedback (motif): Addressing task feasibility in interactive visual environments. *arXiv preprint arXiv:2104.08560* (2021).
- [4] Yuxiang Chai, Siyuan Huang, Yazhe Niu, Han Xiao, Liang Liu, Dingyu Zhang, Shuai Ren, and Hongsheng Li. 2024. Amex: Android multi-annotation expo dataset for mobile gui agents. *arXiv preprint arXiv:2407.17490* (2024).
- [5] De Chezelles, Thibault Le Sellier, Sahar Omid Shayegan, Lawrence Keunho Jang, Xing Han Lù, Ori Yoran, Dehan Kong, Frank F Xu, Siva Reddy, Quentin Cappart, et al. 2024. The browsergym ecosystem for web agent research. *arXiv preprint arXiv:2412.05467* (2024).
- [6] Gaole Dai, Shiqi Jiang, Ting Cao, Yuanchun Li, Yuqing Yang, Rui Tan, Mo Li, and Lili Qiu. 2025. Advancing mobile gui agents: A verifier-driven approach to practical deployment. *arXiv preprint arXiv:2503.15937* (2025).
- [7] Shihan Deng, Weikai Xu, Hongda Sun, Wei Liu, Tao Tan, Jianfeng Liu, Ang Li, Jian Luan, Bin Wang, Rui Yan, and Shuo Shang. 2024. Mobile-Bench: An Evaluation Benchmark for LLM-based Mobile Agents. *arXiv:2407.00993 [cs.AI]* <https://arxiv.org/abs/2407.00993>
- [8] Android Developers. [n.d.]. *AccessibilityService | API reference*. <https://developer.android.com/reference/android/accessibilityservice/AccessibilityService> Accessed 2025-09-02.
- [9] Shehzaad Dhuliawala, Mojtaba Komeili, Jing Xu, Roberta Raileanu, Xian Li, Asli Celikyilmaz, and Jason Weston. 2023. Chain-of-verification reduces hallucination in large language models. *arXiv preprint arXiv:2309.11495* (2023).
- [10] Divyansh Garg, Shaun VanWeelden, Diego Caples, Andis Draguns, Nikil Ravi, Pranav Putta, Naman Garg, Tomas Abraham, Michael Lara, Federico Lopez, James Liu, Atharva Gundawar, Prannay Hebbar, Youngchul Joo, Jindong Gu, Charles London, Christian Schroeder de Witt, and Sumeet Motwani. 2025. REAL: Benchmarking Autonomous Agents on Deterministic Simulations of Real Websites. *arXiv:2504.11543 [cs.AI]* <https://arxiv.org/abs/2504.11543>
- [11] Haoqiang Kang, Juntong Ni, and Huaxiu Yao. 2023. Ever: Mitigating hallucination in large language models through real-time verification and rectification. *arXiv preprint arXiv:2311.09114* (2023).
- [12] Yi Kong, Dianxi Shi, Guoli Yang, Chenlin Huang, Xiaopeng Li, Songchang Jin, et al. 2025. MapAgent: Trajectory-Constructed Memory-Augmented Planning for Mobile Task Automation. *arXiv preprint arXiv:2507.21953* (2025).
- [13] Jungjae Lee, Dongjae Lee, Chihun Choi, Youngmin Im, Jaeyoung Wi, Kihong Heo, Sangeun Oh, Sunjae Lee, and Insik Shin. 2025. Safeguarding mobile gui agent via logic-based action verification. *arXiv preprint arXiv:2503.18492* (2025).
- [14] Jungjae Lee, Dongjae Lee, Chihun Choi, Youngmin Im, Jaeyoung Wi, Kihong Heo, Sangeun Oh, Sunjae Lee, and Insik Shin. 2025. VeriSafe Agent: Safeguarding Mobile GUI Agent via Logic-based Action Verification. In *Proceedings of the 31st Annual International Conference on Mobile Computing and Networking* (Kerry Hotel, Hong Kong, Hong Kong, China) (ACM MOBICOM '25). Association for Computing Machinery, New York, NY, USA, 817–831. doi:10.1145/3680207.3765248
- [15] Sunjae Lee, Junyoung Choi, Jungjae Lee, Munim Hasan Wasi, Hojun Choi, Steve Ko, Sangeun Oh, and Insik Shin. 2024. MobileGPT: Augmenting LLM with Human-like App Memory for Mobile Task Automation. In *Proceedings of the 30th Annual International Conference on Mobile Computing and Networking* (Washington D.C., DC, USA) (ACM MobiCom '24). Association for Computing Machinery, New York, NY, USA, 1119–1133. doi:10.1145/3636534.3690682
- [16] Sunjae Lee, Junyoung Choi, Jungjae Lee, Munim Hasan Wasi, Hojun Choi, Steven Y Ko, Sangeun Oh, and Insik Shin. 2023. Explore, select, derive, and recall: Augmenting llm with human-like memory for mobile task automation. *arXiv preprint arXiv:2312.03003* (2023).
- [17] Xinbei Ma, Zhuosheng Zhang, and Hai Zhao. 2024. Coco-agent: A comprehensive cognitive mllm agent for smartphone gui automation. *arXiv preprint arXiv:2402.11941* (2024).
- [18] Aman Madaan, Niket Tandon, Prakhar Gupta, Skyler Hallinan, Luyu Gao, Sarah Wiegreffe, Uri Alon, Nouha Dziri, Shrimai Prabhumoye, Yiming Yang, et al. 2023. Self-refine: Iterative refinement with self-feedback. *Advances in Neural Information Processing Systems* 36 (2023), 46534–46594.
- [19] Fanglin Mo, Junzhe Chen, Haoxuan Zhu, and Xuming Hu. 2025. Building a Stable Planner: An Extended Finite State Machine Based Planning Module for Mobile GUI Agent. *arXiv:2505.14141 [cs.AI]* <https://arxiv.org/abs/2505.14141>
- [20] openai. 2025. *GPT-5.1: A smarter, more conversational ChatGPT*. openai. Retrieved 11 12, 2025 from <https://openai.com/index/gpt-5-1/>
- [21] Joon Sung Park, Joseph O'Brien, Carrie Jun Cai, Meredith Ringel Morris, Percy Liang, and Michael S Bernstein. 2023. Generative agents: Interactive simulacra of human behavior. In *Proceedings of the 36th annual acm symposium on user interface software and technology*. 1–22.

- [22] Yujia Qin, Yining Ye, Junjie Fang, Haoming Wang, Shihao Liang, Shizuo Tian, Junda Zhang, Jiahao Li, Yunxin Li, Shijue Huang, Wanjuan Zhong, Kuanye Li, Jiale Yang, Yu Miao, Woyu Lin, Longxiang Liu, Xu Jiang, Qianli Ma, Jingyu Li, Xiaojun Xiao, Kai Cai, Chuang Li, Yaowei Zheng, Chaolin Jin, Chen Li, Xiao Zhou, Minchao Wang, Haoli Chen, Zhaojian Li, Haihua Yang, Haifeng Liu, Feng Lin, Tao Peng, Xin Liu, and Guang Shi. 2025. UI-TARS: Pioneering Automated GUI Interaction with Native Agents. *arXiv:2501.12326* [cs.AI] <https://arxiv.org/abs/2501.12326>
- [23] Qualcomm. 2023. *EasyOCR*. Qualcomm. Retrieved Nov 11, 2025 from <https://aihub.qualcomm.com/models/easyocr>
- [24] Christopher Rawles, Sarah Clinckemallie, Yifan Chang, Jonathan Waltz, Gabrielle Lau, Marybeth Fair, Alice Li, William Bishop, Wei Li, Folawiyi Campbell-Ajala, Daniel Toyama, Robert Berry, Divya Tyamagundlu, Timothy Lillicrap, and Oriana Riva. 2024. *AndroidWorld: A Dynamic Benchmarking Environment for Autonomous Agents*. *arXiv:2405.14573* [cs.AI] <https://arxiv.org/abs/2405.14573>
- [25] Christopher Rawles, Alice Li, Daniel Rodriguez, Oriana Riva, and Timothy Lillicrap. 2023. *Android in the wild: a large-scale dataset for android device control*. In *Proceedings of the 37th International Conference on Neural Information Processing Systems* (New Orleans, LA, USA) (*NIPS '23*). Curran Associates Inc., Red Hook, NY, USA, Article 2609, 21 pages.
- [26] Yu Shang, Yu Li, Keyu Zhao, Likai Ma, Jiahe Liu, Fengli Xu, and Yong Li. 2024. *Agentsquare: Automatic llm agent search in modular design space*. *arXiv preprint arXiv:2410.06153* (2024).
- [27] Noah Shinn, Federico Cassano, Ashwin Gopinath, Karthik Narasimhan, and Shunyu Yao. 2023. *Reflexion: Language agents with verbal reinforcement learning*. *Advances in Neural Information Processing Systems* 36 (2023), 8634–8652.
- [28] Charlie Snell, Jaehoon Lee, Kelvin Xu, and Aviral Kumar. 2024. *Scaling llm test-time compute optimally can be more effective than scaling model parameters*. *arXiv preprint arXiv:2408.03314* (2024).
- [29] Liangtai Sun, Xingyu Chen, Lu Chen, Tianle Dai, Zichen Zhu, and Kai Yu. 2022. *META-GUI: Towards Multi-modal Conversational Agents on Mobile GUI*. *arXiv preprint arXiv:2205.11029* (2022).
- [30] Jianqiang Wan, Sibong Song, Wenwen Yu, Yuliang Liu, Wenqing Cheng, Fei Huang, Xiang Bai, Cong Yao, and Zhibo Yang. 2024. *Omniparser: A unified framework for text spotting key information extraction and table recognition*. In *Proceedings of the IEEE/CVF conference on computer vision and pattern recognition*. 15641–15653.
- [31] Bryan Wang, Gang Li, and Yang Li. 2023. *Enabling Conversational Interaction with Mobile UI using Large Language Models*. In *Proceedings of the 2023 CHI Conference on Human Factors in Computing Systems* (Hamburg, Germany) (*CHI '23*). Association for Computing Machinery, New York, NY, USA, Article 432, 17 pages. doi:10.1145/3544548.3580895
- [32] Guanzhi Wang, Yuqi Xie, Yunfan Jiang, Ajay Mandlekar, Chaowei Xiao, Yuke Zhu, Linxi Fan, and Anima Anandkumar. 2023. *Voyager: An Open-Ended Embodied Agent with Large Language Models*. *arXiv:2305.16291* [cs.AI] <https://arxiv.org/abs/2305.16291>
- [33] Junyang Wang, Haiyang Xu, Haitao Jia, Xi Zhang, Ming Yan, Weizhou Shen, Ji Zhang, Fei Huang, and Jitao Sang. 2024. *Mobile-agent-v2: Mobile device operation assistant with effective navigation via multi-agent collaboration*. *Advances in Neural Information Processing Systems* 37 (2024), 2686–2710.
- [34] Luyuan Wang, Yongyu Deng, Yiwei Zha, Guodong Mao, Qinmin Wang, Tianchen Min, Wei Chen, and Shoufa Chen. 2024. *MobileAgentBench: An Efficient and User-Friendly Benchmark for Mobile LLM Agents*. *arXiv:2406.08184* [cs.AI] <https://arxiv.org/abs/2406.08184>
- [35] Zhenhailong Wang, Haiyang Xu, Junyang Wang, Xi Zhang, Ming Yan, Ji Zhang, Fei Huang, and Heng Ji. 2025. *Mobile-agent-e: Self-evolving mobile assistant for complex tasks*. *arXiv preprint arXiv:2501.11733* (2025).
- [36] Jason Wei, Xuezhi Wang, Dale Schuurmans, Maarten Bosma, Brian Ichter, Fei Xia, Ed Chi, Quoc Le, and Denny Zhou. 2023. *Chain-of-Thought Prompting Elicits Reasoning in Large Language Models*. *arXiv:2201.11903* [cs.CL] <https://arxiv.org/abs/2201.11903>
- [37] Hao Wen, Yuanchun Li, Guohong Liu, Shanhui Zhao, Tao Yu, Toby Jia-Jun Li, Shiqi Jiang, Yunhao Liu, Yaqin Zhang, and Yunxin Liu. 2023. *Empowering llm to use smartphone for intelligent task automation*. *arXiv preprint arXiv:2308.15272* (2023).
- [38] Hao Wen, Shizuo Tian, Borislav Pavlov, Wenjie Du, Yixuan Li, Ge Chang, Shanhui Zhao, Jiacheng Liu, Yunxin Liu, Ya-Qin Zhang, and Yuanchun Li. 2025. *AutoDroid-V2: Boosting SLM-based GUI Agents via Code Generation*. *arXiv:2412.18116* [cs.AI] <https://arxiv.org/abs/2412.18116>
- [39] Jason Wu, Xiaoyi Zhang, Jeff Nichols, and Jeffrey P Bigham. 2021. *Screen parsing: Towards reverse engineering of ui models from screen-shots*. In *The 34th Annual ACM Symposium on User Interface Software and Technology*. 470–483.
- [40] Qinzhuo Wu, Weikai Xu, Wei Liu, Tao Tan, Jianfeng Liu, Ang Li, Jian Luan, Bin Wang, and Shuo Shang. 2024. *MobileVLM: A vision-language model for better intra-and inter-ui understanding*. *arXiv preprint arXiv:2409.14818* (2024).
- [41] Zhiyong Wu, Zhenyu Wu, Fangzhi Xu, Yian Wang, Qiushi Sun, Chengyou Jia, Kanzhi Cheng, Zichen Ding, Liheng Chen, Paul Pu Liang, et al. 2024. *Os-atlas: A foundation action model for generalist gui agents*. *arXiv preprint arXiv:2410.23218* (2024).
- [42] Han Xiao, Guozhi Wang, Yuxiang Chai, Zimu Lu, Weifeng Lin, Hao He, Lue Fan, Liuyang Bian, Rui Hu, Liang Liu, Shuai Ren, Yafei Wen, Xiaoxin Chen, Aojun Zhou, and Hongsheng Li. 2025. *UI-Genie: A Self-Improving Approach for Iteratively Boosting MLLM-based Mobile GUI Agents*. *arXiv:2505.21496* [cs.CL] <https://arxiv.org/abs/2505.21496>
- [43] Mingzhe Xing, Rongkai Zhang, Hui Xue, Qi Chen, Fan Yang, and Zhen Xiao. 2024. *Understanding the Weakness of Large Language Model Agents within a Complex Android Environment*. *arXiv:2402.06596* [cs.AI] <https://arxiv.org/abs/2402.06596>
- [44] Weikai Xu, Zhizheng Jiang, Yuxuan Liu, Pengzhi Gao, Wei Liu, Jian Luan, Yuanchun Li, Yunxin Liu, Bin Wang, and Bo An. 2025. *Mobile-Bench-v2: A More Realistic and Comprehensive Benchmark for VLM-based Mobile Agents*. *arXiv:2505.11891* [cs.CL] <https://arxiv.org/abs/2505.11891>
- [45] Yifan Xu, Xiao Liu, Xueqiao Sun, Siyi Cheng, Hao Yu, Hanyu Lai, Shudan Zhang, Dan Zhang, Jie Tang, and Yuxiao Dong. 2024. *Android-Lab: Training and Systematic Benchmarking of Android Autonomous Agents*. *arXiv:2410.24024* [cs.AI] <https://arxiv.org/abs/2410.24024>
- [46] Yiheng Xu, Zekun Wang, Junli Wang, Dunjie Lu, Tianbao Xie, Amrita Saha, Doyen Sahoo, Tao Yu, and Caiming Xiong. 2024. *Aguvis: Unified pure vision agents for autonomous gui interaction*. *arXiv preprint arXiv:2412.04454* (2024).
- [47] Jianwei Yang, Hao Zhang, Feng Li, Xueyan Zou, Chunyuan Li, and Jianfeng Gao. 2023. *Set-of-Mark Prompting Unleashes Extraordinary Visual Grounding in GPT-4V*. *arXiv:2310.11441* [cs.CV] <https://arxiv.org/abs/2310.11441>
- [48] Shunyu Yao, Jeffrey Zhao, Dian Yu, Nan Du, Izhak Shafran, Karthik Narasimhan, and Yuan Cao. 2023. *React: Synergizing reasoning and acting in language models*. In *International Conference on Learning Representations (ICLR)*.
- [49] Jiabo Ye, Xi Zhang, Haiyang Xu, Haowei Liu, Junyang Wang, Zhaoqing Zhu, Ziwei Zheng, Feiyu Gao, Junjie Cao, Zhengxi Lu, Jitong Liao, Qi Zheng, Fei Huang, Jingren Zhou, and Ming Yan. 2025. *Mobile-Agent-v3: Fundamental Agents for GUI Automation*. *arXiv:2508.15144* [cs.AI] <https://arxiv.org/abs/2508.15144>



preprint.

- [50] Wenwen Yu, Zhibo Yang, Jianqiang Wan, Sibao Song, Jun Tang, Wenqing Cheng, Yuliang Liu, and Xiang Bai. 2025. OmniParser V2: Structured-Points-of-Thought for Unified Visual Text Parsing and Its Generality to Multimodal Large Language Models. arXiv:2502.16161 [cs.CV] <https://arxiv.org/abs/2502.16161>
- [51] Chi Zhang, Zhao Yang, Jiaxuan Liu, Yanda Li, Yucheng Han, Xin Chen, Zebiao Huang, Bin Fu, and Gang Yu. 2025. Appagent: Multimodal agents as smartphone users. In *Proceedings of the 2025 CHI Conference on Human Factors in Computing Systems*. 1–20.
- [52] Danyang Zhang, Zhennan Shen, Rui Xie, Situo Zhang, Tianbao Xie, Zihan Zhao, Siyuan Chen, Lu Chen, Hongshen Xu, Ruisheng Cao, and Kai Yu. 2024. Mobile-Env: Building Qualified Evaluation Benchmarks for LLM-GUI Interaction. arXiv:2305.08144 [cs.AI] <https://arxiv.org/abs/2305.08144>
- [53] Jiwen Zhang, Jihao Wu, Yihua Teng, Minghui Liao, Nuo Xu, Xiao Xiao, Zhongyu Wei, and Duyu Tang. 2024. Android in the zoo: Chain-of-action-thought for gui agents. *arXiv preprint arXiv:2403.02713* (2024).
- [54] Jiwen Zhang, Jihao Wu, Yihua Teng, Minghui Liao, Nuo Xu, Xiao Xiao, Zhongyu Wei, and Duyu Tang. 2024. Android in the zoo: Chain-of-action-thought for gui agents. *arXiv preprint arXiv:2403.02713* (2024).
- [55] Li Zhang, Shihe Wang, Xianqing Jia, Zhihan Zheng, Yunhe Yan, Longxi Gao, Yuanchun Li, and Mengwei Xu. 2024. Llamatouch: A faithful and scalable testbed for mobile ui task automation. In *Proceedings of the 37th Annual ACM Symposium on User Interface Software and Technology*. 1–13.
- [56] Denny Zhou, Nathanael Schärli, Le Hou, Jason Wei, Nathan Scales, Xuezhi Wang, Dale Schuurmans, Claire Cui, Olivier Bousquet, Quoc Le, et al. 2022. Least-to-most prompting enables complex reasoning in large language models. *arXiv preprint arXiv:2205.10625* (2022).

## A Mobibench Benchmark Details

### A.1 Benchmark Selection

To ensure that our multi-branch dataset is built upon a reliable and representative foundation, we selected and augmented four existing mobile-agent benchmarks—LlamaTouch, MobileGPT, Meta-GUI, and AndroidWorld. This selection was guided by the following practical criteria.

**(1) XML Availability.** Each dataset provides structured UI metadata (XML or equivalent hierarchical representations), enabling consistent parsing of UI elements, bounding boxes, widget types, and interactable components. This property is essential for reliably reconstructing screen states during branch annotation.

**(2) Action Space Completeness.** These benchmarks define clear and complete action vocabularies (e.g., click, input, scroll), ensuring compatibility with our unified action schema. This consistency also improves the reliability of LLM-based candidate action generation across tasks.

**(3) Popularity and Coverage.** The selected datasets span a diverse range of application domains—including productivity, social, navigation, shopping, and media—capturing common interaction patterns observed in real-world mobile applications. This ensures that the sampled tasks are representative of realistic user behavior, and importantly, these benchmarks have been widely adopted in recent mobile-agent research, providing further empirical validation of their reliability and utility.

By satisfying these criteria, the selected benchmarks not only offer strong representativeness and data quality but can also be easily expanded through our multi-branch augmentation pipeline. Furthermore, the augmented dataset exhibits a clear relationship between UI complexity and path diversity (Figure 5), demonstrating that our dataset selection and augmentation process preserves key structural properties of real-world mobile interactions.

### A.2 Task Selection

To ensure the realism, representativeness, and structural completeness of the multi-branch dataset, we selected benchmark tasks—and their corresponding applications—according to the following criteria.

**(1) App Real-world Usefulness & Representativeness.** The applications associated with the selected tasks belong to high-frequency usage categories in everyday mobile interaction (e.g., messaging, social media, email, shopping, media, and productivity) and include widely adopted mobile apps frequently used in prior research. This ensures that the augmented tasks reflect realistic user behaviors and that the resulting multi-branch evaluation generalizes well to real-world mobile GUI interaction settings.

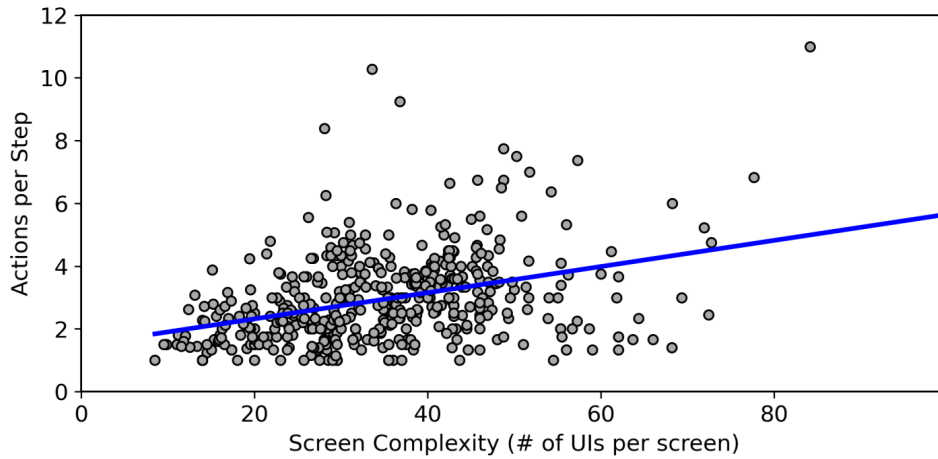


Figure 5: Correlation between screen complexity and path diversity

**(2) Completeness of UI Metadata.** Each task was required to provide stable XML/Accessibility Tree metadata for all steps, ensuring that essential UI information—such as UI elements, text content, and bounding boxes—was consistently available. This guarantees the consistency and reproducibility of LLM-based candidate action generation and valid-action verification.

preprint.

**(3) Capture Real World Complexity.** To reflect real-world complexity of mobile tasks, we included tasks that have multiple alternative UI paths to achieve the same intent. Representative examples include:

- Pressing a search button vs. selecting the top search bar,
- Entering the same screen through different menu routes,
- Using the right-side options button vs. a left-side navigation button.

This criterion ensures that each step contains multiple valid actions, capturing the inherent path diversity of mobile interfaces.

**(4) Cross-benchmark App Sampling.** Some applications appeared across multiple benchmark datasets—such as Llama-Touch, MobileGPT, Meta-GUI, and AndroidWorld. In such cases, we cross-sampled tasks from the same application across these datasets. For instance, applications like *Calendar* appeared in multiple benchmarks, enabling integrated sampling. This approach:

- mitigates dependence on the design biases of a single benchmark,
- incorporates broader UI variations at the app level,
- enhances dataset representativeness and diversity.

This strategy was applied only when an app appeared in multiple benchmarks, and was not universally applicable to all apps.

### A.3 Prompts

Below, we share a prompt used in the hybrid LLM-assisted workflow to construct the multi-branch dataset. It enables the model to enumerate all potentially valid actions for a given screen, which are then verified and refined by human annotators.

#### Candidate Action Generation Prompt

You are a mobile UI validation assistant.

Your goal is to find all possible UI actions that can accomplish given goals on mobile applications. Based on the provided goal, provided UI screenshot, current UI elements, and actions that can be performed on the UI, you must choose which action on the specific element is appropriate to achieve the goal.

Available actions :

- Click: Tap on buttons, links, menu items, or interactive elements.
- Input: Type text into text fields, search boxes, or input areas.
- Navigate back: Go back to the previous screen
- Swipe: Scroll up or down to find more relevant content or UI elements.
- Finish: Complete the task when the goal has been accomplished.

The current goal : {Goal}

Current UI elements:

{UI representations}

Action rules:

- The `element_id` must be one of the IDs from the “Current UI elements” list.
- Actions on an element and its element ID must clearly match.
- Action types include `click`, `input`, `swipe`, and `navigate_back`.
- An input action can accomplish the goal only if the element is an `InputField` or a `TextField` whose text contains “search”. In that case, consider a click action on the same element along with the input action.
- For an input action, specify `text_to_input`.
- For `text_to_input`, extract appropriate phrases or words from the goal that can be entered in the input field.
- Extract all possible actions, not just a single path to the goal. Consider various possibilities and optional paths.
- Make sure to answer according to the JSON array format below.

Example response:

```
[{"action_type": "click", "element_id": 14}, {"action_type": "input", "element_id": 16, "text_to_input": "winter"}, {"action_type": "swipe"}][4pt]
```

response:

## B Agent Design

In this section, we provide additional description of the basic structure and design of the base Mobile GUI Agent we used for the modular evaluation in § 4.2.

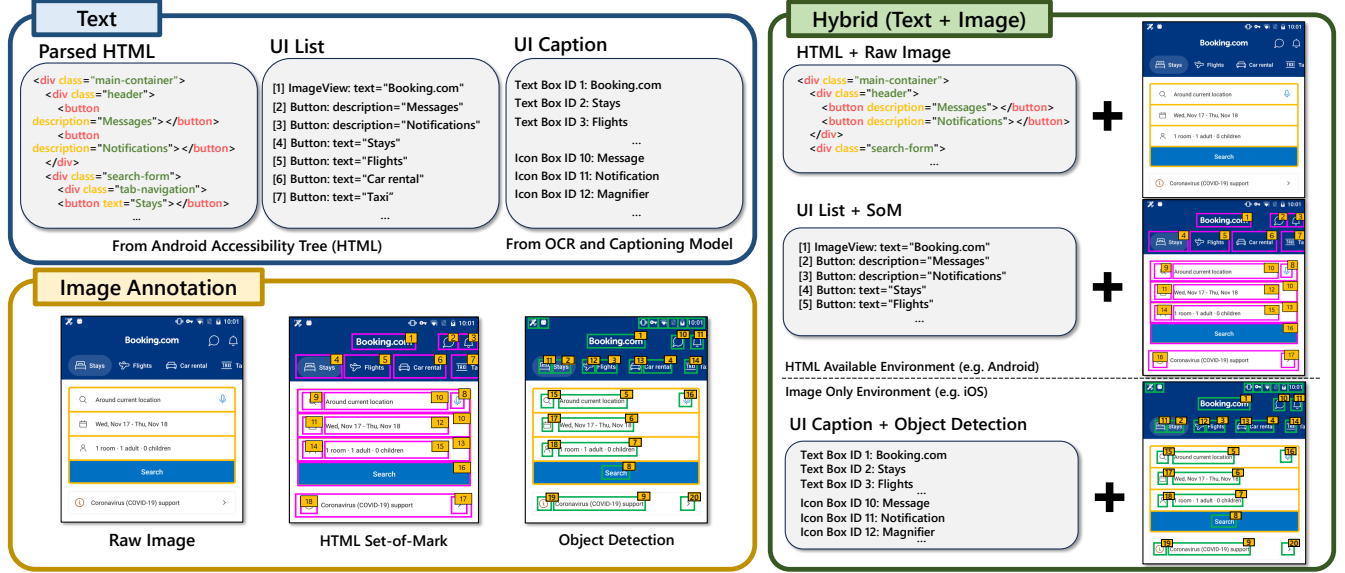


Figure 6: Example techniques for screen parsing.

### B.1 Input

**B.1.1 A11y Tree.** Android’s Accessibility framework enables extraction of the on-screen UI hierarchy by producing XML dumps that encode view structure, attributes, and interaction affordances. We use this mechanism to collect UI snapshots offline and construct a dataset containing serialized UI trees for each interaction state. During evaluation, the agent operates solely on these pre-extracted XML observations, allowing the benchmark to faithfully approximate real deployment conditions without requiring live traversal of the device interface. This representation functions analogously to an HTML or DOM tree, providing a structured and device-independent view of the mobile UI.

**B.1.2 Image.** In a real Android execution environment, agents obtain visual observations by capturing screenshots of the current screen. Our benchmark adopts the same observation modality by providing these screenshots as input, ensuring that the offline setting closely matches real deployment conditions.

### B.2 Action Space

The system supports a set of structured actions for interacting with the user interface and completing tasks. Each action is represented in JSON format and corresponds to a specific UI-level operation.

- **Click:** Performs a tap gesture on a UI element identified by its index, triggering the corresponding interface transition or interaction.
- **Input:** Inserts a specified text string into the target text field, emulating user typing.
- **Scroll:** Executes a directional scrolling gesture to reveal additional on-screen content or navigate within scrollable regions.
- **Navigate Back:** Returns the interface to the previous screen or hierarchical level.
- **Open App:** Launches a specified application by name.
- **Finish:** Signals the completion of the task and terminates the interaction sequence.

preprint.

### Action Descriptions in Prompt

action example list:

- Click/tap on a UI element (specified by its index) on the screen: {"action type": "click", "index": <target UI index>}. Use only when the element is already visible and unambiguous. The click should immediately trigger the next UI change (open a page, toggle a control, confirm a dialog). identify the correct index from the UI descriptions and Do not forget to cite that index in the JSON.
- Type text: {"action type": "input", "index": <target UI index>, "params": {"text": "<text input>"}}. Use only when the goal explicitly requires entering text into the focused field (search, login, chat input). Do not combine with manual clicks on the keyboard; describe the exact text you will enter and always wrap it in 'params.text'. Do not forget to include the correct index as well.
- Scroll the current screen or list: {"action type": "scroll", "direction": <up, down, left, right>}. Use when the element you need is off-screen or more content needs to be revealed. Choose the direction that moves toward the target (e.g., 'down' to reveal lower content). Do not over-scroll; perform one scroll per action.
- Navigate back: {"action type": "navigate back"}. Use when the current screen is a dead end, you opened the wrong page, or the goal requires returning to the previous view. Do not use 'click' on on-screen back buttons unless the instruction explicitly calls for that specific UI button.
- Open an app: {"action type": "open app", "params": {"app": <app name>}}. Use at the start of a task or whenever you must switch apps. Do not scroll the home screen or tap icons manually to find an app. Always issue open app with the app name and let the system launch it. If the app name is given in the goal, copy it exactly.
- Finish the task: {"action type": "finish", "status": "complete"}. Only use after verifying that all requirements in the goal have been satisfied. Once the task is complete, choose 'finish' immediately instead of taking additional exploratory actions.

## B.3 Prompts

Below, we present the prompts used for our agent, adapted from the Mobile GUI Agent m3a [25]. These base prompts were further adjusted depending on the specific technique being evaluated (e.g., ReAct, Pre-action Summary, Few-Shot Prompting).

### Action Agent Prompt

You are an agent who can operate an Android phone on behalf of a user. Based on user's goal/request, complete the tasks by performing actions (step by step) on the phone.

At each step, a list of descriptions for most UI elements on the current screen will be given to you if possible (each element can be specified by an index), together with a history of what you have done in previous steps. Based on these pieces of information and the goal, you must choose to perform one of the action in the following list (action description followed by the JSON format) by outputting the action in the correct JSON format.

{Action Explanation}

The current user goal/request is: {Goal}

Here is a history of what you have done so far:{History}

Here is a representation of UI elements on the current screen:

{UI representation}

Now output an action from the above list directly in the correct JSON format. Your answer must be only the JSON object representing the action. Do not include any additional text or explanation in your answer.

example: {"action type": "...}

Your Answer:

### History Generation (i.e., Action Summary) Prompt

You are an agent capable of operating an Android phone on behalf of a user.

Based on user's goal/request, you may

{Action Explanation}

The (overall) user goal/request is: {Goal}'

Now I want you to summarize the latest step. You will be given the screenshot before you performed the action, the action you chose, and the screenshot after the action was performed.

Here is the UI representation (description) of the screen before the action (related with the first image): {Before Action UI representation}

On this screen you chose the following action: {Selected Action}

Here is the UI representation (description) of the screen after the action (related with the second image): {After Action UI representation}

By comparing the two screenshots (plus the UI representation) and the action performed, give a brief summary of this step. This summary will be added to action history and used in future action selection, so try to include essential information you think that will be most useful for future action selection like what you intended to do, why, if it worked as expected, if not what might be the reason (be critical, the action/reason might not be correct), what should/should not be done next and so on.

Make sure to keep it short and in one line.

Summary of this step:

### Self-Reflection Prompt

You are an agent capable of operating an Android phone on behalf of a user.

Based on user's goal/request, you may

{Action Explanation}

The (overall) user goal/request is: {Goal}'

Here is a history of what you have done so far: {History}

Now I want you to verify whether the next chosen action is correct. You will be given the screenshot before you performed the action, the action you chose, and the screenshot after the action was performed.

Here is the UI representation (description) of the screen before the action (related with the first image): {Before Action UI representation}

On this screen you chose the following action: {Selected Action}

Here is the UI representation (description) of the screen after the action (related with the second image): {After Action UI representation}

By comparing the two screenshots (plus the UI representation) and the action performed, validate whether the action is on the correct path towards the user's goal. The action is correct only if it clearly moves one step closer to the goal.

Be extremely strict: if any part of the action looks wrong, risky, or even slightly misaligned (wrong index/bounds/coordinates/text/direction/app), mark it incorrect. The action is correct only if it clearly moves one step closer to the goal.

You must respond in JSON format:

{correct (boolean): <true or false, indicating if the action is correct>, explanation (string): <Your explanation about your decision>, feedback (string): <feedback on what went wrong and how to fix it if applicable, or "none" if no fixes are needed.> }

Verification result:



## C Supplementary Experiments Details

**Table 8: Modular evaluation under image-only environment.**

Module	Technique	GPT-4.1			GPT-4.1 mini		
		A.Acc	TSR	Best	A.Acc	TSR	Best
Screen Parser	Image-Raw	39.39	4.72		33.49	2.56	
	Object Detection SoM + UI Captioning	69.21	16.14		59.65	5.51	
	Raw Image + UI Captioning	<b>70.66</b>	<b>18.31</b>	✓	<b>62.78</b>	<b>8.27</b>	✓
History Generation	Raw Trace	70.66	18.31		62.78	8.27	
	Pre-action	74.03	25.98		65.65	17.13	
	Post-action	<b>74.85</b>	<b>26.97</b>	✓	<b>69.79</b>	<b>17.52</b>	✓
Inference Style	Action Only	<b>74.85</b>	<b>26.97</b>	✓	69.79	17.52	
	ReAct	76.08	25.39		<b>70.24</b>	<b>20.86</b>	✓
	Few Shot	75.26	25.79		62.32	20.47	
Reflection	No Reflection	<b>74.85</b>	<b>26.97</b>	✓	<b>70.24</b>	<b>20.86</b>	✓
	Self Reflection	75.36	26.77		70.44	20.47	

*Metrics.* A.Acc = Action Accuracy; TSR = Task Success Rate; “Best” marks within-module best technique.

**Table 9: Action and task success accuracy with vs. without the finish action.**

Module	Technique	GPT-4.1				GPT-4.1 mini				GPT-4.1 nano			
		Overall		w/o Fin		Overall		w/o Fin		Overall		w/o Fin	
		A.Acc	TSR	A.Acc	TSR	A.Acc	TSR	A.Acc	TSR	A.Acc	TSR	A.Acc	TSR
Screen Parser	a11y-HTML	73.64	27.17	76.69	<b>44.89</b>	59.33	5.91	65.58	34.06	41.94	0.39	41.92	11.22
	a11y-UI List	73.04	28.15	75.70	42.52	60.03	4.53	66.97	34.06	37.09	0	37.08	9.06
	Image-Raw	39.39	4.72	37.88	6.29	33.49	2.56	34.48	5.71	19.15	0.39	19.14	4.33
	Image-Annotation <sup>1</sup>	69.21	16.14	71.34	30.12	59.65	5.51	67.39	29.13	28.96	0.39	28.95	6.69
	Hybrid-SoM+a11y <sup>2</sup>	74.66	<b>32.68</b>	76.62	43.90	64.51	10.63	70.57	<b>43.50</b>	34.88	0	34.88	3.54
	Hybrid-Raw+a11y <sup>2</sup>	75.52	31.50	76.94	41.54	65.53	<b>15.94</b>	70.61	40.15	38.47	0.2	38.46	<b>12.0</b>
History Generation	Raw Trace	74.66	32.68	76.62	43.90	65.63	15.94	70.61	40.15	41.94	0.39	41.92	11.22
	Pre-action summary	79.47	41.93	79.96	45.67	70.42	19.69	74.53	39.38	42.01	0.79	41.98	10.63
	Post-action summary	81.06	<b>42.72</b>	82.04	<b>48.03</b>	73.43	<b>24.61</b>	77.11	<b>40.16</b>	43.41	1.38	43.36	<b>11.22</b>
Inference Style	Action Only	81.06	<b>42.72</b>	82.04	<b>48.03</b>	73.43	24.61	77.11	40.16	43.41	1.38	43.36	11.22
	ReAct	81.04	40.94	81.66	44.68	75.93	<b>32.68</b>	78.28	<b>43.11</b>	48.95	3.74	48.74	<b>13.58</b>
	Few Shot	80.44	42.32	81.28	47.04	71.67	25.59	74.66	39.57	38.88	0.2	38.85	7.09
Reflection	No Reflection	81.06	<b>42.72</b>	82.04	<b>48.03</b>	75.93	<b>32.68</b>	78.28	<b>43.11</b>	48.95	3.74	48.74	<b>13.58</b>
	Self Reflection	79.93	38.19	80.81	42.13	75.02	26.77	77.69	37.99	46.98	2.17	46.81	10.24

<sup>1</sup> UI Captioning [50] + OCR [23], <sup>2</sup> Better-performing a11y variant.

*Metrics.* A.Acc = Action Accuracy; TSR = Task Success Rate.

## D Dataset App List

The following Table 10 summarizes the application’s information used in MobiBench. For each app, we list its name, a short description, and the number of tasks in which it appears. In multi-app tasks, multiple applications may be used simultaneously; therefore, the task counts may include duplicates when an app participates in such tasks.

**Table 10: List of AndroidWorld apps and the number of tasks for each.**

App name	Description	# tasks
Trello	Provides project and task-management tools using boards, lists, and cards to organize work.	17
Pinterest	Offers a visual discovery platform that helps users find and save ideas through images and collections.	16
Discord	Supports voice, video, and text communication, widely adopted by online communities.	10
Instagram	Lets users share photos, stories, and short videos on a large social platform.	10
YouTube	Enables users to watch, upload, and share videos with a global audience.	10
Reddit	Provides community-based spaces for discussions, news, and content sharing.	10
DoorDash	Connects users with nearby restaurants for convenient meal delivery.	9
Walmart	Supports retail and grocery shopping with tools for browsing and purchasing products online.	9
Yelp	Helps users discover and review local businesses, restaurants, and services.	8
Zoom	Enables users to conduct online meetings and virtual communication via video.	7
YT Music	Provides music streaming with playlists, songs, and personalized recommendations.	22
ESPN	Delivers sports coverage including live scores, news, and major event updates.	6
Amazon Shopping	Supports browsing, purchasing, and tracking items on an online marketplace.	5
Expedia	Serves as a platform for reserving flights, hotels, car rentals, and vacation packages.	5
Snapchat	Lets users share photos and videos that disappear after viewing.	4
CNN	Delivers global and local news coverage, articles, and live updates.	4
Gmail	Supports sending, receiving, and organizing email messages.	12
Coursera	Offers online learning through courses, certificates, and educational programs.	4
Spotify	Provides music streaming for songs, playlists, and podcasts.	3
BBC	Delivers international articles, videos, and news reports.	3
Maps	Provides navigation tools for finding routes, directions, and location information.	2
Clock	Offers alarms, timers, and stopwatch functions for daily utility.	5
Facebook	Supports social networking for connecting, posting, and interacting with communities.	2
Duolingo	Provides language lessons and exercises across various languages.	2
Drive	Enables cloud storage for uploading, storing, and sharing files.	2
Calculator	Performs mathematical calculations for everyday use.	1
Chrome	Allows users to access and explore websites through a web browser.	3
Calendar	Manages event scheduling and reminders for personal planning.	1
Proton Calendar	Helps users manage events with privacy-focused calendar features.	89
Uber	Connects riders with nearby drivers for quick and convenient transportation.	23
Weather: Live radar & widgets	Shows live radar updates and offers home-screen widgets for instant weather checks.	14
Booking.com	Provides tools for booking hotels, vacation rentals, and lodging.	9
Simple Calendar	Supports event and appointment management for organizing schedules.	26
Weather Forecast: Live Weather	Provides real-time weather updates, forecasts, and predictions.	8
Google Calendar	Helps users plan events, manage schedules, and set reminders.	6
Weather smart-pro android apps	Offers weather predictions and related utility functions.	4
Daily Forecast: Weather & Radar	Delivers daily weather forecasts and radar maps.	4
Google_dialer	Supports phone calls, call log management, and contact handling on Android devices.	17
Microsoft_to-do	Helps users organize personal tasks and to-do lists.	12
Telegram	Supports secure chats, group conversations, and media sharing.	6
Tripadvisor	Guides users in exploring and reviewing hotels, restaurants, and attractions.	7
Twitter	Enables sharing short updates, news, and real-time posts.	8
Audio_recorder	Captures voice or ambient sounds and saves them as audio files.	1
Camera	Captures photos or video through the device camera.	1
Contacts	Manages saving, editing, and organizing personal contact information.	2
Expense pro	Tracks spending by recording expenses, updating entries, and managing budgets.	9
Files	Organizes device storage by letting users move, delete, or modify files.	5
Joplin	Provides note-taking tools for writing and storing personal notes.	4
Markor	Supports text-focused writing, editing, and organization of notes and folders.	13
Osmand	Helps users navigate, save routes, and explore locations through mapping tools.	3

preprint.

App name	Description	# tasks
Retro music player	Plays and manages local audio files and playlists.	4
Settings	Configures device options such as Bluetooth, Wi-Fi, display settings, and system preferences.	11
Simple draw pro	Enables sketching and saving simple illustrations.	1
Simple sms messenger	Supports sending, replying to, and managing SMS messages.	6
Tasks	Helps users create to-dos, set deadlines, and track progress.	6
Vlc	Plays a wide range of audio and video file formats.	2
Gallery	Manages and browses image files stored on the device.	3
Broccoli	Stores and organizes cooking recipes with editing and categorization features.	13
OpenTracks	Tracks workouts and records statistics such as distance, duration, and movement patterns.	6