

**Understanding Critical Thinking in Generative Artificial Intelligence Use:
Development, Validation, and Correlates of the Critical Thinking in AI Use Scale**

Gabriel R. Lau¹, Wei Yan Low², Louis Tay³, Ysabel Guevarra⁴, Dragan
Gašević⁵, Andree Hartanto⁴

¹ School of Social Sciences, Nanyang Technological University, Singapore

² Interdisciplinary Graduate Programme, Nanyang Technological University, Singapore

³ College of Health and Human Sciences, Purdue University, Indiana, United States

⁴ School of Social Sciences, Singapore Management University, Singapore

⁵ Faculty of Information Technology, Monash University, Victoria, Australia

Address correspondence to:

Gabriel R. Lau & Andree Hartanto, Ph.D.

Singapore Management University

School of Social Sciences

10 Canning Rise, Level 4

Singapore 179873

Email: gabriel.laury@ntu.edu.sg & andreeh@smu.edu.sg

Phone: (65) 6828 1901

Abstract

Generative AI tools are increasingly embedded in everyday work and learning, yet their fluency, opacity, and propensity to hallucinate mean that users must critically evaluate AI outputs rather than accept them at face value. The present research conceptualises critical thinking in AI use as a dispositional tendency to verify the source and content of AI-generated information, to understand how models work and where they fail, and to reflect on the broader implications of relying on AI. Across six studies (N = 1365), we developed and validated the 13-item critical thinking in AI use scale and mapped its nomological network. Study 1 generated and content-validated scale items. Study 2 supported a three-factor structure (Verification, Motivation, and Reflection). Studies 3, 4, and 5 confirmed this higher-order model, demonstrated internal consistency and test-retest reliability, strong factor loadings, sex invariance, and convergent and discriminant validity. Studies 3 and 4 further revealed that critical thinking in AI use was positively associated with openness, extraversion, positive trait affect, and frequency of AI use. Lastly, Study 6 demonstrated criterion validity of the scale, with higher critical thinking in AI use scores predicting more frequent and diverse verification strategies, greater veracity-judgement accuracy in a novel and naturalistic ChatGPT-powered fact-checking task, and deeper reflection about responsible AI. Taken together, the current work clarifies why and how people exercise oversight over generative AI outputs and provides a validated scale and ecologically grounded task paradigm to support theory testing, cross-group, and longitudinal research on critical engagement with generative AI outputs.

249 words

Keywords: generative artificial intelligence, critical thinking, scale development, verification, misinformation

Understanding Critical Thinking in Generative Artificial Intelligence Use: Development, Validation, and Correlates of the Critical Thinking in AI Use Scale

Generative artificial intelligence (AI), such as large language models (LLMs), has reshaped how people access, process, and use information, and it is increasingly embedded in everyday tasks such as information search and decision-making. By analysing complex problems and generating customisable content, generative AI provides round-the-clock, highly versatile support across diverse applications (C. K. Y. Chan & Hu, 2023; Doshi et al., 2025; Montazeri et al., 2024). Through reducing cognitive load in memory storage or information processing, generative AI tools enable users to produce higher-quality outputs in less time than was typically feasible without AI support (Hong et al., 2025). Empirical evidence links generative AI use to gains in productivity and work quality (Noy & Zhang, 2023), task performance (Hemmer et al., 2023), and creativity (Doshi & Hauser, 2024; B. C. Lee & Chung, 2024). Users also report greater perceived usefulness, enjoyment, and satisfaction with generative AI than with conventional web search for information-seeking tasks (Karunaratne & Adesina, 2023; Xu et al., 2023). These affordances and benefits have driven rapid adoption across educational and workplace settings (Bouteraa et al., 2024; Brynjolfsson et al., 2025; Gruenhagen et al., 2024; Humlum & Vestergaard, 2025; D. Lee et al., 2024).

While the benefits of using generative AI are well-documented, there have been intensified concerns about overreliance on AI tools and potential threats to human cognitive capabilities (Gerlich, 2025a). Generative AI can generate highly fluent, seemingly reliable content that fosters trust and encourages overdependence on AI tools (Klingbeil et al., 2024; Kosmyrna et al., 2025; Stadler et al., 2024), and because these tools also free working-memory resources and streamline routine tasks by offloading storage and computation (Risko & Gilbert, 2016), they can further promote overreliance that reduces active cognitive

engagement and limits opportunities to practise analytic reasoning (Singh et al., 2025). Evidence further indicates that heavy dependence on generative AI can weaken critical thinking and deep analytical processing, dampen motivation for independent analysis, and amplify automation bias (Alexander et al., 2018; Gerlich, 2025a; Grinschgl & Neubauer, 2022; Gsenger & Strle, 2021; Kosmyna et al., 2025; Stadler et al., 2024). Algorithmic recommendations may also displace personal autonomy, constraining individual judgement and creative exploration (Ahmad et al., 2023; Topol, 2019). Over-reliance on generative AI tools becomes problematic especially when users readily accept AI outputs that look legitimate (but are inaccurate) without engaging in further verification (Fernandes et al., 2026; Huang et al., 2025).

Despite growing concerns, there is a limited understanding of how individuals differ in their tendency and ability to critically evaluate AI outputs. We anchor this idea of critical evaluation for generative AI use within the broader critical thinking literature. This construct of critical thinking in AI use remains empirically underexplored and conceptually underdefined, as existing critical thinking research has mainly relied on domain-general assessments developed for pre-digital contexts and has failed to capture the unique cognitive demands of generative AI use (e.g., opaque algorithms, fluent but inaccurate outputs; Gerlich, 2025b; C. Lee et al., 2025; Suriano et al., 2025). To address this gap, the current research aims to (1) articulate a construct definition aligned with the broader critical-thinking literature, (2) present a theory-driven account of underlying mechanisms to guide item generation and structure, and (3) investigate the correlates of critical thinking in AI use through (4) the development and validation of the critical thinking in AI use scale.

Critical Thinking in AI Use

Critical thinking has been hailed as one of the 21st-century skills in educational and workplace settings (Ananiadou & Claro, 2009; Thornhill-Miller et al., 2023), and in an era

increasingly shaped by generative AI, critical thinking in the context of using such tools has become indispensable for contemporary education and work (Gerlich, 2025a). We propose that critical thinking in AI use refers to reasonable, reflective thinking focused on deciding what to believe or do when interacting with AI systems and AI-generated outputs, adapted from Ennis' (1985, 2011) foundational definition of critical thinking. It involves the deliberate evaluation of AI-generated content in order to make informed and responsible decisions (Ennis, 1985; Facione, 1990). Aligned with the broader critical thinking literature (Ennis, 1985, 2011; Facione, 1990; Sosu, 2013; Sperber et al., 2010), critical thinking in AI use is characterised by a reflective process and a motivational disposition to engage critically with generative AI outputs, through verification behaviours.

Distinctives and Overlaps with Traditional Critical Thinking

The epistemic features of generative AI outputs differ fundamentally from traditional information sources in ways that heighten the need for a domain-specific construct. Unlike traditional information evaluation, which relies on examining explicit arguments, verifiable evidence, and transparent inferential steps (Facione, 1990; Halpern, 2014), the reasoning processes of AI are largely opaque, probabilistic, and non-explanatory (Lebovitz et al., 2022; Liao & Vaughan, 2023). This opacity behind AI outputs prevents users from inspecting the premises, evidence, or inferential steps which are central to traditional critical thinking. At the same time, generative AI systems routinely produce fluent, logical-sounding outputs that may contain omissions, hallucinations, and overconfident claims (Huang et al., 2025; Lee et al., 2025; Savage et al., 2025). Beyond inaccuracies at the level of individual outputs, contemporary AI systems can perpetuate existing biases, amplify economic inequalities, and impose environmental costs (Hagerty & Rubinov, 2019; Ho et al., 2025), and can be further strategically weaponised for manipulation, disinformation, and other malicious ends (Ibrar et al., 2025). These unique features underscore the need for a domain-specific extension of

critical thinking that focuses on the evaluation of opaque and probabilistic AI-generated information rather than human arguments.

Critical thinking in AI use overlaps with traditional critical thinking in theoretically relevant ways. Specifically, critical thinking in AI use preserves the core aims of traditional critical thinking while adapting them to these epistemic challenges. This adaptation is essential since critical thinking is context- and domain-sensitive, with different tasks requiring different critical thinking skills (Lilienfeld et al., 2020; McPeck, 1990). Critical thinking in AI use shares the same goal of arriving at reasonable, well-grounded judgements, while incorporating key elements emphasised in the critical thinking literature, including reflective judgement, which involves evaluating the certainty and limits of knowledge claims by weighing evidence, alternatives, and context, and epistemic motivation, which refers to a willingness to invest effort in seeking accurate, well-justified beliefs (Ennis, 1985, 2011; Facione, 1990; Sosu, 2013). Both traditional and critical thinking in AI use are conceptually aligned with critical thinking disposition as a tendency to engage in careful, truth-seeking evaluation of information (Sosu, 2013), with need for cognition as a motivation to invest effort in complex thinking (Cacioppo et al., 1984; Stedman et al., 2009; Taube, 1997), and with actively open-minded thinking as the willingness to consider alternative possibilities and revise beliefs in light of new evidence (Stanovich & Toplak, 2023)

However, critical thinking in AI use diverges from traditional critical thinking. While traditional critical thinking typically assumes explicit arguments, accessible evidence, and transparent inferential steps and therefore emphasises the analysis and evaluation of arguments (Facione, 1990; Halpern, 2014), critical thinking in AI use assumes algorithmic opacity and probabilistic outputs that can be fluent yet biased or inaccurate and therefore require the verification of source and information veracity (Lebovitz et al., 2022; C. Lee et al., 2025; Liao & Vaughan, 2023; Savage et al., 2025). Accordingly, reflective judgement in

critical thinking in AI use entails not only assessing the plausibility of AI-generated claims but also deciding when such outputs should be trusted in light of their potential downstream ethical and societal consequences.

Reflective Judgement

Critical thinking in AI use comprises three dimensions. First, we conceptualise critical thinking in AI use as grounded in reflective judgement about how AI-generated content should inform one's cognition and actions. In line with Sosu's (2013) notion of reflective scepticism, it involves a dispositional tendency to reassess one's own views, anticipate wider implications, and resist taking AI outputs at face value. Rather than merely asking whether a response is factually correct, users must consider the context in which it is produced, the potential consequences of accepting it, and whether their judgements should be revised. This conception also aligns with classic accounts that treat critical thinking as reflective judgement, whereby individuals evaluate the context and likely consequences of knowledge claims in deciding what to believe and what to do (Ennis, 1985, 2011; Facione, 1990; King & Kitchener, 1994, 2004). Given that contemporary AI systems can perpetuate existing biases, amplify economic inequalities, and impose environmental costs (Hagerty & Rubinov, 2019), critical thinking in AI use therefore requires users to reflect explicitly on the broader ethical and societal consequences of relying on AI-generated content, not only on the correctness of any single output. Such reflection on the broader risks and benefits of AI-generated content, beyond its surface accuracy, is especially vital in an era where powerful generative tools can be strategically weaponised for manipulation, disinformation, and other malicious ends (Ibrar et al., 2025).

These reflective judgements can be explained by dual-process theories that distinguish fast and intuitive Type 1 processing from slower and analytic Type 2 processing (Kahneman, 2011; Stanovich & West, 2008). From this perspective, the reflection

component of critical thinking in AI use mainly indexes the capacity of Type 2 effortful, deliberative processing of AI outputs. The Heuristic Systematic Model (HSM) offers a complementary account in which people either rely on heuristic processing, guided by simple cues such as fluency, apparent expertise, or consensus, or engage in systematic processing that involves effortful evaluation of the content when they have sufficient motivation and ability (Chaiken, 1980; S. Chen & Chaiken, 1999). In this framework, making reflective judgements map onto systematic processing, as it involves weighing reasons and counterarguments, anticipating downstream consequences, and scrutinising the broader ethical and societal implications of relying on AI-generated content.

Verification

Second, complementing the reflective judgements, critical thinking in AI use also requires verification, because even fluent, logical-sounding outputs can contain omissions, hallucinations, and overconfident claims (Huang et al., 2025; Lee et al., 2025; Savage et al., 2025). Applying the HSM (Chaiken, 1980; S. Chen & Chaiken, 1999) to understand generative AI interactions, many features of AI outputs encourage the heuristic mode. Outputs are articulated in a highly fluent and assertive manner, and displayed within a streamlined interface that implicitly conveys epistemic credibility (Rheu et al., 2021; Tutuncuoglu, 2025). These cues can easily be read as signals of validity and can reduce the felt need to question or verify what the model says (Sun et al., 2025). Building on this account, critical thinking in AI use encompasses the capacity to override heuristic or Type 1 acceptance and to initiate systematic or Type 2 processing when interacting with generative AI tools. This involves pausing before endorsing an output, checking external sources, considering alternative interpretations and disconfirming evidence, and revisiting conclusions as new information becomes available. However, critical thinking in AI use should not be understood as a purely systematic Type 2 process. In practice, critical thinking

in AI use can be initiated and supported by automatic Type 1 processes, such as increasingly routinised verification habits and the use of search engines and even AI tools themselves for cross-checking information. Training and frequent practice can gradually automate effortful and systematic information processing (Boissin et al., 2021; Raelison et al., 2021). Using AI tools for further verification purposes can also help offload cognitive workload to ensure verification processes can proceed in a relatively effortless manner (Gerlich, 2025b), as they ultimately serve to align belief with the actual strength of the evidence underlying AI-generated content.

In addition to dual-process theories, a closely related construct of critical thinking in AI use is epistemic vigilance, which refers to the cognitive mechanisms used to evaluate the reliability of communicated information and the trustworthiness of its sources (Sperber et al., 2010). Epistemic vigilance overlaps with critical thinking in AI use in its emphasis on calibrating belief to the quality of evidence and source credibility rather than to the fluency or assertiveness of a message. However, critical thinking in AI use is specific to the context of interacting with generative AI tools, whereas epistemic vigilance describes a domain-general system for processing communicated information. Together, both critical thinking in AI use and epistemic vigilance highlight cognitive capacities that are central to safeguarding accurate judgement and responsible decision-making in an era of pervasive AI use and information abundance.

Epistemic Motivation

Lastly, critical thinking in AI use also depends on understanding how the AI systems operate because this understanding shapes their propensity to engage in evaluative behaviours, such as scrutinising AI-generated outputs, cross-verifying sources, and revising their judgements. Critical thinking in AI use involves not only checking AI-generated outputs but also being motivated to learn how generative models are trained, what

information they draw on, and which tasks or domains are likely to exceed their capabilities. Within the HSM framework, systematic processing occurs when people have both sufficient motivation and sufficient ability (Chaiken, 1980; S. Chen & Chaiken, 1999). Epistemic motivation increases the willingness to invest cognitive effort, whereas ability is supported by AI-related knowledge and literacy. Users who know more about how models work, what data they rely on, and where they tend to fail are better equipped to judge the plausibility and limits of AI outputs (Amit & Sagiv, 2013; Kulal, 2025; Pinski & Benlian, 2024). When people have a better understanding of AI as a system rather than treating it as a black-box shortcut, they are more willing and more able to scrutinise prompts, interrogate model limitations, and update their mental models of how the system behaves (Pinski & Benlian, 2024; C. Zhang & Magerko, 2025). Users who recognise common failure modes, data gaps, or bias patterns can better anticipate where errors are likely, target fact-checking efficiently, and judge when human expertise should override AI suggestions (Bećirović et al., 2025). In that sense, critical thinking in AI use includes a forward-looking learning component, in which users progressively refine both their motivation and their ability to understand AI systems, so that their verification practices, reflective judgements, and reliance on AI become increasingly calibrated and responsible over time.

Correlates of Critical Thinking in AI Use

Beyond conceptual definition and theoretical underpinnings, the current work also aims to identify the possible correlates that are associated with critical thinking in AI use. Critical thinking skills have been linked to factors such as individual personality differences, specifically, openness to experience consistently emerges as the only Big Five trait that reliably predicts critical thinking skills, with higher openness associated with better performance on standard critical thinking tests, while extraversion, agreeableness, conscientiousness, and neuroticism do not consistently show meaningful associations with

critical thinking skills (Acevedo & Hess, 2022; Clifford et al., 2004; Ku & Ho, 2010). This pattern suggests that an individual's intellectual curiosity and willingness to reconsider alternative ideas are important characteristics of critical thinking. Given that critical thinking in AI use likewise requires users to seek out new information, interrogate AI outputs, and revise their beliefs in light of emerging evidence, a dispositional openness to experience is expected to be positively associated with critical thinking in AI use.

Besides personality, emotions also have a significant influence on cognition (Dolan, 2002), and this influence is evident in critical thinking performance as well (Lun et al., 2023). Recent work suggests that both positive and negative emotions are beneficial to critical thinking (Lun et al., 2023). Prior work has shown that positive mood enhances the tendency to use critical thinking in both subjective self-reports (Q. Zhang & Zhang, 2013), and objective essay exams (Lewine et al., 2015). Negative mood can reduce one's susceptibility to misleading information (Forgas, 2019) and boost performance on critical thinking assessment (Lun et al., 2023). Drawing on the assimilative–accommodative framework and feelings-as-information theory (Bless & Fiedler, 2006; Forgas, 2017; Schwarz, 2012), one explanation is that mood functions as metacognitive information that tunes people's information-processing strategies, specifically, positive and negative moods may facilitate critical thinking through distinct processing routes. Positive mood signals a benign situation and promotes assimilative, top-down processing that supports open-minded exploration and integration of multiple perspectives. By contrast, negative mood signals potential problems and triggers accommodative, bottom-up processing, motivating vigilant, analytic scrutiny of evidence and reducing gullibility to misleading claims. From a dual-process theoretical perspective (Chaiken, 1980; S. Chen & Chaiken, 1999; Kahneman, 2011), positive mood tends to bias people toward heuristic, System 1 processing, whereas negative mood tends to shift them toward more systematic, System 2 processing when

accuracy is prioritised. Hence, different moods boost critical thinking via different routes. Given that critical thinking in AI use likewise depends on both intuitive and analytic modes of processing AI outputs, we expect both positive mood and (well-regulated) negative mood to be positively associated with critical thinking in AI use.

Critical thinking in AI use has important downstream consequences for how individuals navigate an AI-saturated information environment. When people habitually verify AI-generated content, override intuitive acceptance, and remain vigilant to deception, they should be able to better filter misinformation and resist cognitive biases that exploit the fluency and authority cues of generative AI systems (Frederick, 2005; Hung et al., 2025; C. Lee et al., 2025; Savage et al., 2025; Sperber et al., 2010). Drawing on Facione's (1990) view of critical thinking as purposeful, self-regulatory judgement, critical thinking in AI use should enhance the quality of everyday decisions by promoting systematic fact-checking, cross-referencing sources, and explaining why a given AI response is or is not trustworthy. Users who are able to recognise uncertainty, identify algorithmic biases, and detect subtle manipulation tactics are less likely to be nudged into unwarranted confidence, polarised beliefs, or discriminatory choices reflected on AI outputs (Almulla, 2023; Machete & Turpin, 2020; Puig et al., 2021). Over time, critical thinking in AI use should not only reduce individual susceptibility to misinformation but also support healthier information ecologies, as users are more selective about what they rely on and believe in. In this way, critical thinking in AI use functions as a protective cognitive resource which helps maintain human oversight over opaque, persuasive AI systems and fosters more accurate, accountable, and ethically informed decision-making in an increasingly complex, AI-mediated world.

The Current Research

The present research sought to understand the construct and investigate the possible

correlates of critical thinking in AI use. To this end, we developed and validated the critical thinking in AI use scale, an instrument to assess individuals' tendencies to verify AI sources and content, to reflect on the responsible use of AI-generated outputs, and to understand how generative models operate. Across six studies, we established the theoretical coherence, psychometric robustness, and practical relevance of the scale. Study 1 generated, refined, and content-validated an initial item pool, using expert review and naïve judges to ensure strong content adequacy and accessibility, yielding a 27-item scale with excellent substantive agreement and readability. Study 2 employed exploratory factor analysis (EFA) to identify a clear three-factor structure, and reduced the measure to 13 items with a simple and interpretable structure. Study 3 confirmed this structure via confirmatory factor analysis (CFA), demonstrated high internal consistencies, supported a higher-order critical thinking in AI use factor, and provided evidence of convergent validity, as well as discriminant validity, alongside measurement invariance across sex. Study 4 conducted a second psychometric validation, replicating the factor structure and extending the nomological network. Study 5 examined both 1-week and 2-week test-retest reliability, providing evidence for the temporal stability of critical thinking in AI use. Finally, Study 6 evaluated criterion validity by linking critical thinking in AI use scores to performance and behaviour in AI-mediated tasks that represent the core processes of critical thinking in AI use.

Study 1: Item Generation and Reduction

Method

Item Generation & Refinement

In Study 1, we aimed to create a measure to capture different aspects of critical thinking in AI use. In line with our conceptualisation of critical thinking in AI use as involving reflective judgement, epistemic motivation, and a propensity to verify AI-generated information, we operationalised three core dimensions: reflection, motivation, and

verification. During item-generation, we added two possible dimensions, scepticism and openness, to ensure comprehensive coverage of the critical thinking in AI use construct. In total, we generated an initial pool of ninety items adapted from three validated critical thinking measures, Critical Thinking Toolkit (Stupple et al., 2017), Critical Motivational Scale (Valenzuela et al., 2017), Critical Thinking Disposition Scale (Sosu, 2013). Each initial dimension was represented by eighteen items to ensure adequate conceptual breadth within that dimension. All items were refined to capture core characteristics of generative AI systems, including opaque reasoning processes, probabilistic and occasionally hallucinated outputs, and their susceptibility to data and societal biases, while retaining the underlying critical thinking constructs of the source scales. For example, the Critical Thinking Disposition Scale items “I usually check the credibility of the source of information before making judgements” and “I usually think about the wider implications of a decision before taking action” were adapted to “I tend to check the sources of AI-generated information before fully relying on it” and “I sometimes consider the broader consequences of using AI outputs when making decisions,” respectively, to represent the verification and reflection dimensions. The full list of ninety items is available in Supplementary Materials Table S1. Three Subject Matter Experts (SMEs), the senior authors, with expertise in scale development and generative AI research, then reviewed the items for dimensional relevance, face validity, and redundancy, selecting thirty items, approximately six per dimension, that best captured the construct.

Analytic Plan

We adopted the content validation process of Anderson and Gerbing (1991) and applied the evaluation criteria of Colquitt et al. (2019) to refine the scale. Consistent with Anderson and Gerbing’s recommendation to use naïve judges, we recruited a total of 24 undergraduate research assistants (RAs) to independently evaluate all items and mapped them

onto the five dimensions across four rounds of review administered via Qualtrics.

Demographic information was not formally collected; however, all participants were recruited from local universities in Singapore and were university students (comprising both undergraduates and graduates) or recent graduates. Items were presented in random order and rated on a five-point Likert scale (1 = strongly disagree to 5 = strongly agree). Content adequacy was assessed using two indices: p_{sa} (proportion of substantive agreement), defined as the proportion of judges who correctly mapped an item to its intended construct, and c_{sv} (substantive validity coefficient), calculated as the difference between the number of correct mappings and the highest number of incorrect mappings to any other construct, divided by the total number of judges (Colquitt et al., 2019).

We evaluated the readability of the items using the Flesch–Kincaid tests, which estimate reading difficulty based on average syllables per word and words per sentence (Ravens-Sieberer et al., 2014). Prior research revealed that the average U.S. adult reads at approximately a 7th-grade level, corresponding to a Flesch Reading Ease score of 60–70 (Stockmeyer, 2008), where lower grade levels and higher ease scores indicate greater readability.

Results and Discussion

Across four rounds of content validation, items were iteratively revised for readability, clarity, and interpretability. Of the initial thirty items, sixteen items, seven items, and five items failed to meet Colquitt et al.’s (2019) threshold criteria of .72 for p_{sa} and .51 for c_{sv} in rounds 1 to 3, respectively. After item refinement and the addition of dimensional descriptions in the survey, only three items failed in the fourth and final round, which were completed by five RAs, and these items were removed, yielding the 27-item critical thinking in AI use scale. The final scale demonstrated excellent content validity ($p_{sa} = 0.96$; $c_{sv} = 0.93$), indicating that nearly all items were correctly mapped to their intended

dimensions by the majority of judges.

In terms of scale readability, the 27-item critical thinking in AI use scale achieved a Flesch–Kincaid Grade Level of 6.22 and a Reading Ease score of 74, suggesting that the items were easier to read than the average adult reading level. These results indicate that the scale is not only comprehensive in its coverage of the key dimensions of critical thinking in AI use, but also accessible and easy to understand for the broader audience. The 27-item version of the scale is available in Supplementary Materials Table S2.

Study 2: Exploratory Factor Analysis

Following the findings from Study 1, we conducted Study 2 to examine the factor structure and refine the critical thinking in AI use scale using exploratory factor analysis (EFA).

Method

Participants and Procedure

Data collection for all studies in the current work was approved by the corresponding authors' university institutional review board (IRB-25-141-A112-M3(925)) prior to data collection. To meet the recommended guideline of at least 10 respondents per item (Boateng et al., 2018), we recruited 270 adults from Prolific to complete the 27-item critical thinking in AI use scale. Participants were at least 18 years old, U.S. residents, and ranged in age from 21 to 83 years ($M_{\text{age}} = 44.30$, $SD_{\text{age}} = 13.30$); 52.96% were female. Informed consent was obtained electronically prior to participation. The study was administered via Qualtrics, which included the scale and demographic questions, and it took approximately 3 minutes to complete. Attention to instructions was verified with an attention check item ("Please select 'Disagree' for this statement"), which all participants passed. Most participants identified as American by nationality (95.9%), Caucasian/White (68.9%), and held at least a bachelor's

degree (Bachelor's = 35.2%, or higher = 14.0%). Household income was in the mid-range, with 58.2% earning \$25,000–\$100,000. The full demographic data are available in Supplementary Materials Table S3.

Measure

The 27-item critical thinking in AI use scale was developed in Study 1 to capture five possible theoretical dimensions of critical thinking: verification, scepticism, openness, motivation, and reflection. Each item was rated on a 5-point Likert scale ranging from 1 (Strongly disagree) to 5 (Strongly agree), with higher scores reflecting greater endorsement of critical thinking in the context of using generative AI.

Analytic Plan

All data analyses were conducted in R version 4.5.2 (R Core Team, 2025). All data cleaning and manipulation were performed using *dplyr* version 1.1.4 (Wickham et al., 2023) and *tidyr* version 1.3.1 (Wickham et al., 2024). All descriptives and internal consistency reliability were calculated using *psych* version 2.5.6 (Revelle, 2025). Descriptive statistics indicated that the items demonstrated adequate variability for factor analysis. Item means ranged from 2.40 to 4.35 (SDs = 0.69–1.39), with no evidence of floor or ceiling effects. Most items were negatively skewed, reflecting stronger endorsement, and kurtosis values ranged from –1.31 to 3.24, suggesting that item distributions were acceptable but varied in shape. Prior to conducting factor analyses, we evaluated the suitability of the data using Bartlett's Test of Sphericity and the Kaiser–Meyer–Olkin (KMO) Measure of Sampling Adequacy. EFA, including the KMO test and Bartlett's test of sphericity, was also conducted using *psych* version 2.5.6 (Revelle, 2025).

Although the scale was designed a priori based on a conceptual framework, we conducted an EFA to empirically examine its underlying latent structure. This analytic approach enabled us to evaluate how items clustered in practice without imposing a fixed

structure and to identify potential cross-loadings, weak items, or unexpected factor patterns before proceeding to confirmatory testing in Study 3. To determine the appropriate number of factors, we conducted a parallel analysis using Pearson correlation matrices with principal axis factoring as the extraction method (Horn, 1965). Parallel analysis compares eigenvalues from the observed data with those generated from random data of the same size and dimensionality, retaining only those factors with eigenvalues greater than expected by chance (Hayton et al., 2004). We supplemented this procedure with visual inspection of the scree plot, in which factors are retained up to the point of inflection (Shrestha, 2021), as well as consideration of the Bayesian Information Criterion (BIC; Preacher et al., 2013), with lower values indicating superior fit, and the theoretical interpretability of the resulting factor solutions.

EFA was performed using principal axis factoring with oblimin rotation, which permits correlated factors. We adopted an iterative item-trimming procedure. At each iteration, items were evaluated against predefined thresholds, with communalities (h^2) $< .50$, primary loadings $< .50$, or cross-loadings $\geq .50$ flagged as problematic (Hair et al., 2019). Communalities were obtained from the factor solution output; primary and cross-loadings were evaluated using the pattern matrix. Flagged items were removed sequentially using a hierarchical rule, starting from lowest communality, then lowest primary loading, and then highest cross-loading, while ensuring no factor was reduced below three items (Costello & Osborne, 2005). After each removal, the model was re-estimated and fit indices (RMSEA with 90% CI, TLI, RMSR, BIC, and total variance explained) were recalculated, with iterations continuing until all items met criteria or further deletions violated the minimum item rule. We compiled the iteration history and selected the solution with the lowest RMSEA as the optimal model, after which items lacking conceptual alignment with the intended construct were removed (Hair et al., 2019).

Results and Discussion

Bartlett's test was statistically significant, $\chi^2(351) = 3714.58, p < .001$, indicating that the data were appropriate for factor analysis. The overall KMO value was excellent (KMO = .92), with all individual item KMOs exceeding .82. Parallel analysis showed that the first four observed eigenvalues exceeded simulated values, with subsequent eigenvalues falling below the random data threshold. The scree plot likewise displayed a clear inflection after the fourth factor (refer to Supplementary Materials Figure S1 for the parallel analysis scree plot). Although a four-factor model was initially estimated, closer inspection revealed that the fourth factor accounted for relatively little variance (4%) and only contained two items. A factor with fewer than three items is generally weak and unstable (Costello & Osborne, 2005), and the two items in question (items 15 and 16) showed weak primary loadings of .37 and .36, respectively. Furthermore, the Bayesian Information Criterion favoured the three-factor model (BIC = -973) over the four-factor model (BIC = -958). Taken together, these results supported a more parsimonious three-factor solution, which demonstrated stronger interpretability and adequate fit (RMSEA = .06, TLI = .89, CFI = .92, RMSR = .04). A three-factor structure was therefore retained for subsequent analyses.

Results from the iterative refinement procedure indicated that a three-factor model with 17 items, all of which met the communality, primary loading, and cross-loading thresholds, provided the best overall fit, demonstrating excellent model performance (RMSEA = .05, TLI = .96, CFI = .98, RMSR = .03). Closer inspection, however, revealed that four items lacked adequate conceptual or psychometric support. Two items ("I try to check if AI information is still up to date before using it" and "I try to stay sceptical of AI information until I am sure it is accurate") were removed because they showed substantial cross-loadings and high complexity, making their factor membership ambiguous. Two items ("I often wonder if AI responses are biased in any way" and "I try to look at things

in more than one way before deciding if I agree with what AI says”) were removed because they did not correspond to their original theoretical dimensions. Removing these four items produced a more parsimonious 13-item solution characterised by a clearer simple structure, stronger construct validity, and excellent overall model fit (RMSEA = .037, TLI = .98, CFI = .99, RMSR = .02). The final 13-item version of the scale is presented in Table 1, while factor loadings are presented in Supplementary Materials Table S11.

Table 1*13-Item Critical Thinking in AI Use Scale*

Preamble:					
Think about how you usually use AI tools (e.g., chatbots, image generators, voice assistants). For each statement, indicate how true it is of your typical behaviour using 1 (strongly disagree) to 5 (strongly agree).					
	1 = Strongly disagree	2 = Disagree	3 = Neither agree nor disagree	4 = Agree	5 = Strongly agree
<i>Verification of source and content</i>					
1. I often look at the sources of AI content before I rely on it	<input type="checkbox"/>	<input type="checkbox"/>	<input type="checkbox"/>	<input type="checkbox"/>	<input type="checkbox"/>
2. I sometimes check other sources or expert opinions to help judge what AI says	<input type="checkbox"/>	<input type="checkbox"/>	<input type="checkbox"/>	<input type="checkbox"/>	<input type="checkbox"/>
3. I try to check whether AI content is reliable	<input type="checkbox"/>	<input type="checkbox"/>	<input type="checkbox"/>	<input type="checkbox"/>	<input type="checkbox"/>
4. I think it is important to check the accuracy of the AI information	<input type="checkbox"/>	<input type="checkbox"/>	<input type="checkbox"/>	<input type="checkbox"/>	<input type="checkbox"/>
5. I often check AI content to make sure it is correct and clear	<input type="checkbox"/>	<input type="checkbox"/>	<input type="checkbox"/>	<input type="checkbox"/>	<input type="checkbox"/>
<i>Motivation to understand AI</i>					
6. I try to understand how AI creates its answers whenever I can	<input type="checkbox"/>	<input type="checkbox"/>	<input type="checkbox"/>	<input type="checkbox"/>	<input type="checkbox"/>
7. Sometimes I feel motivated to learn how AI works so I can judge its answers better	<input type="checkbox"/>	<input type="checkbox"/>	<input type="checkbox"/>	<input type="checkbox"/>	<input type="checkbox"/>
8. I try to understand why the AI makes	<input type="checkbox"/>	<input type="checkbox"/>	<input type="checkbox"/>	<input type="checkbox"/>	<input type="checkbox"/>

certain recommendations					
9. I try to understand why AI gives different answers	<input type="checkbox"/>	<input type="checkbox"/>	<input type="checkbox"/>	<input type="checkbox"/>	<input type="checkbox"/>
<i>Reflection on responsible AI</i>					
10. I sometimes think about how using AI might affect the environment	<input type="checkbox"/>	<input type="checkbox"/>	<input type="checkbox"/>	<input type="checkbox"/>	<input type="checkbox"/>
11. I often think about the ethical problems that AI content might cause	<input type="checkbox"/>	<input type="checkbox"/>	<input type="checkbox"/>	<input type="checkbox"/>	<input type="checkbox"/>
12. I sometimes think about how the growing use of AI might change society	<input type="checkbox"/>	<input type="checkbox"/>	<input type="checkbox"/>	<input type="checkbox"/>	<input type="checkbox"/>
13. I sometimes think about who benefits or gets hurt by the things AI says	<input type="checkbox"/>	<input type="checkbox"/>	<input type="checkbox"/>	<input type="checkbox"/>	<input type="checkbox"/>

Note. Participants indicated their agreement with each statement on a 5-point scale (1 = strongly disagree to 5 = strongly agree). The total scale score is computed by averaging items within each subscale and then averaging the three subscale means (score range: 1–5).

Study 3: First Psychometric Validation

Following the EFA findings in Study 2, we conducted Study 3 to validate the psychometric properties of the 13-item critical thinking in AI use scale with evidence on scale reliability, structural validity, construct validity, and sex invariance.

Method

Participants and Procedure

We estimated the required sample size for the confirmatory factor analysis (CFA) a priori using the RMSEA-based power analysis framework for covariance structure modeling (MacCallum et al., 1996). This approach evaluates statistical power in terms of the RMSEA, contrasting hypotheses of close fit (e.g., $RMSEA \leq .05$) against those of not-close fit (e.g., $RMSEA \geq .08$). By specifying the model's degrees of freedom, the significance level ($\alpha = .05$), and desired power (1 – the probability of making a Type II

error), the method yields the minimum sample size needed to detect whether a model exhibits adequate versus inadequate fit. For our model ($df = 62$), the analysis showed that 183 participants would be sufficient to achieve 80% power. To ensure greater precision and robustness in model estimation, we targeted 99% power, which required a minimum of 376 participants. Based on this estimation, we recruited 376 participants from Prolific to complete the scale. Participants were at least 18 years old, U.S. residents, and ranged in age from 19 to 79 years ($M_{\text{age}} = 44.97$, $SD_{\text{age}} = 14.06$); 53.46% were female. The demographic distribution of this sample (available in Supplementary Materials Table S4) is similar to the sample in Study 2. Informed consent was obtained electronically prior to participation. The study was administered via Qualtrics and took approximately 11 minutes to complete. The study included the critical thinking in AI use scale, psychometric scales, and demographic questions. Attention to instructions was verified via three attention check questions spread evenly across the study, which all participants passed.

Measures

Critical Thinking in AI Use. Critical thinking in AI use ($\alpha = .88$) was assessed using the 13-item version of the scale. Critical thinking in AI use is a multidimensional construct comprising three dimensions: verification of source and content ($\alpha = .89$; e.g., “I often check AI content to make sure it is correct and clear”), motivation to understand AI ($\alpha = .90$; e.g., “I try to understand why the AI makes certain recommendations”), and reflection on responsible AI ($\alpha = .80$; e.g., “I sometimes think about who benefits or gets hurt by the things AI says”). Participants rated each statement on a 5-point Likert scale (1 = *strongly disagree* to 5 = *strongly agree*).

Critical Thinking Disposition. Critical thinking disposition ($\alpha = .87$) was assessed using the 11-item Critical Thinking Disposition Scale (Sosu, 2013). This scale tests the dispositional tendency to approach problems, decisions, and information with critical

reflection, open-mindedness, and justification, i.e., whether someone is motivated and inclined to think critically in practice. It includes items such as “I often re-evaluate my experiences so that I can learn from them” and “I usually think about the wider implications of a decision before taking action”. Responses were recorded on a 5-point Likert scale (1 = *strongly disagree* to 5 = *strongly agree*).

Need for Cognition. Need for cognition ($\alpha = .94$) was assessed using the 18-item Need for Cognition Scale (Cacioppo et al., 1984). This scale includes items, such as “I would prefer complex to simple problems” and “I find satisfaction in deliberating hard and for long hours”, that test an individual’s motivational disposition to seek out, engage in, and derive enjoyment from cognitively effortful activities (i.e., how much people like thinking for its own sake). Responses were recorded on a 5-point Likert scale (1 = *Extremely uncharacteristic of me* to 5 = *Extremely characteristic of me*).

Actively Open-minded Thinking. Actively open-minded thinking ($\alpha = .85$) was assessed using the 13-item Actively Open-minded Thinking Scale (Stanovich & Toplak, 2023). This scale includes items related to openness to counterevidence (e.g., “People should always take into consideration evidence that goes against their opinions”) and willingness to revise beliefs (e.g., “People should revise their conclusions in response to relevant new information”). Responses were recorded on a 5-point Likert scale (1 = *strongly disagree* to 5 = *strongly agree*).

Cognitive Reflection. We administered the 4-item Cognitive Reflection Test–2 (Thomson & Oppenheimer, 2016), which measures cognitive reflection, the tendency and ability to inhibit an initial, intuitive (often wrong) response and engage in deliberate, analytic reasoning before answering. Participants provided either numerical or textual answers to each problem. For example, 83.51% correctly solved “A farmer had 15 sheep and all but 8 died. How many are left?” by responding “8,” whereas only 34.84% correctly

solved “How many cubic feet of dirt are there in a hole that is 3’ deep \times 3’ wide \times 3’ long?” by responding “0.” In total, 83.24% of participants answered two or more questions correctly.

Attitudes Toward AI. Perceived negative attitudes ($\alpha = .82$) and positive attitudes ($r = .71$) toward AI were assessed using the 5-item Attitudes toward Artificial Intelligence Scale (Sindermann et al., 2021). The scale explores attitudes toward AI as a social and technological phenomenon, comprising two items related to trust and acceptance (e.g., “I trust artificial intelligence”), and three items related to fear of AI and concerns about its potential consequences for humanity (e.g., “I fear artificial intelligence”). Responses were recorded on an 11-point Likert scale (0 = *Strongly disagree* to 10 = *Strongly agree*).

AI Dependency. AI Dependency ($\alpha = .90$) was assessed using the 11-item Generative AI Dependency Scale (Goh et al., 2025). The scale measures the extent to which individuals develop a psychological and behavioural reliance on generative AI tools through three dimensions: (1) cognitive preoccupation ($\alpha = .81$; e.g., “I feel an urge to use generative AI, even when it may not be necessary”), (2) negative consequences ($\alpha = .77$; e.g., “I have trouble completing work or other responsibilities without generative AI”), and (3) withdrawal ($\alpha = .96$; e.g., “I get frustrated or irritable when I am unable to use generative AI”). Responses were recorded on a 5-point Likert scale (1 = *strongly disagree* to 5 = *strongly agree*).

Big Five Personality. Participants’ personality traits were assessed using the 15-item Big Five Inventory–2–XS (Soto & John, 2017). Each subscale consisted of three items: Agreeableness ($\alpha = .65$; e.g., “Is compassionate, has a soft heart”), Conscientiousness ($\alpha = .75$; e.g., “Is reliable, can always be counted on”), Extraversion ($\alpha = .59$; e.g., “Is full of energy”), Neuroticism ($\alpha = .78$; e.g., “Worries a lot”), Openness ($\alpha = .64$; e.g., “Has little interest in abstract ideas” [reverse-scored]). Five administered items

differed from the intended 15-item BFI-2-XS but were domain-consistent substitutes from the 30-item BFI-2-S (e.g., Agreeableness: “tends to find fault with others” [reverse-scored] instead of “assumes the best about people”). Responses were recorded on a 5-point Likert scale (1 = *Disagree strongly*, 5 = *Agree strongly*).

Analytic Plan

Confirmatory Factor Analysis. The 13-item scale was specified to load on three correlated first-order factors derived a priori. No cross-loadings or correlated residuals were allowed. To evaluate whether the three dimensions reflect a broader concept, we also estimated a higher-order model in which a second-order factor, critical thinking in AI use, loaded on Verification, Motivation, and Reflection. In this model, correlations among first-order factors are explained by critical thinking in AI use. Indicators (5-point Likert) were treated as continuous and estimated with robust maximum likelihood (MLR). Model adequacy was judged against conventional thresholds: CFI/TLI $\geq .90$ (acceptable) with preference for $\geq .95$ (good) (Hopwood & Donnellan, 2010; Perry et al., 2015), RMSEA $\leq .06$ and SRMR $\leq .08$ (Hu & Bentler, 1999; Shi & Maydeu-Olivares, 2020). The first-order and second-order structures were compared using the robust χ^2 difference test, AIC/BIC, and practical-equivalence criteria ($\Delta\text{CFI} \leq .01$, $\Delta\text{RMSEA} \leq .015$, $\Delta\text{SRMR} \leq .01$; Cao & Liang, 2022; Cheung & Rensvold, 2002). Standardised loadings $\geq .50$ with narrow CIs will be considered salient (Kline, 2015).

Evidence based on internal structure was quantified using Average Variance Extracted (AVE). For each first-order factor, AVE was computed from the standardised CFA solution as the proportion of indicator variance accounted for by the factor relative to error; for the second-order model, AVE for the critical thinking in AI use were calculated from the standardised second-order loadings on the three first-order dimensions and the residual variances of those dimensions, all estimated within the same model. We used AVE because it

provides an error-adjusted index of how well a latent factor explains its indicators, a direct criterion of measurement quality in Structural Equation Models (SEMs), we treated $AVE \geq .50$ as adequate and interpreted values just below .50 in conjunction with standardised loadings and composite reliability (Fornell & Larcker, 1981; Hair et al., 2019). CFA was conducted and measurement invariance was tested using *lavaan* package version 0.6-20 (Rosseel et al., 2025). Additional CFA diagnostics and AVE values were computed using *semTools* version 0.5-7 (Jorgensen et al., 2025).

Criterion Validity. We explored how critical thinking in AI use translates into real-world outcomes by using the critical thinking in AI use to predict CRT scores with a simple OLS regression. Given that the CRT was designed to index the capacity to inhibit compelling but incorrect intuitive responses and engage effortful analytic reasoning under conflict (Thomson & Oppenheimer, 2016), we expected individuals higher in critical thinking in AI use, particularly on the reflection facet that captures deliberation about implications and alternative viewpoints, to score higher on the CRT. OLS regressions were estimated using base R's *stats* package (R Core Team, 2025).

Convergent & Divergent Validity. CFA was conducted using the higher-order model, with model fits evaluated similarly. To assess the construct validity of the critical thinking in AI use scale, both convergent and discriminant validity were tested within a single measurement model. The model specified a second-order latent factor representing overall critical thinking in AI use loading onto the first-order latent dimensions identified during CFA. All comparator constructs were included as observed composites. The magnitude of associations was interpreted using effect size guidelines proposed by Funder & Ozer (2019): $|r| < .05$ (no validity), .05–.09 (very small), .10–.19 (small), .20–.29 (medium), .30–.39 (large), and $\geq .40$ (very large). Convergent validity was assessed by examining critical thinking in AI use correlation with critical thinking disposition, need for cognition,

and actively open-minded thinking. We expect medium to large positive associations given their shared emphasis on reflective, effortful, and open-minded processing.

Divergent validity was assessed by the critical thinking in AI use correlation with attitudes toward AI (including both positive and negative), and AI dependency. To establish divergent validity, we evaluated the Fornell–Larcker criterion (Fornell & Larcker, 1981). Specifically, the square root of the AVE for each divergent validity construct was compared against their standardised correlations with the second-order critical thinking in AI use latent factor. Evidence for discriminant validity is demonstrated when $\sqrt{\text{AVE}}$ exceeds the corresponding correlation ($\sqrt{\text{AVE}} > |r|$), indicating that each construct shares more variance with its own indicators than with the critical thinking in AI use construct. These constructs were selected as divergent comparators because they represent distinct functional domains within the broader AI user nomological network. Accordingly, we expected only small associations, because critical thinking in AI use reflects effortful evaluative processing of AI-generated information, whereas AI attitudes and AI dependency primarily capture affective evaluations that can arise with relatively little analytic scrutiny.

Correlates. The Big Five traits were included to situate critical thinking in AI use within a nomological network that reflects broad, stable personality dimensions (Soto & John, 2017). Prior work on generic critical thinking consistently identifies openness to experience as the only Big Five trait that reliably predicts critical thinking skills, whereas extraversion, agreeableness, conscientiousness, and neuroticism show little to no systematic association (Acevedo & Hess, 2022; Clifford et al., 2004; Ku & Ho, 2010). On this basis, we expected critical thinking in AI use to correlate positively with openness to experience, reflecting the shared emphasis on intellectual curiosity, willingness to entertain alternative ideas, and readiness to revise beliefs in light of new evidence. In contrast, we anticipated near-zero or very small associations with the remaining Big Five traits, which index broad

socioemotional and behavioural tendencies that are less directly tied to the evaluative, verification-focused processes captured by the construct of critical thinking in AI use.

Sex Invariance. We tested the measurement invariance of the higher-order critical thinking in AI use scale across sex (male vs. female) using multi-group CFA. Establishing invariance by sex is essential to ensure that the scale assesses the same underlying construct in men and women, thereby allowing meaningful comparisons of latent means. This is important given that previous studies generally report little to no overall sex differences in critical thinking (Boonsathirakul & Kerdsomboon, 2021; Fabio et al., 2025; Facione, 1990; Walsh & Hardy, 1999), so any sex differences observed in critical thinking in AI use scale scores should reflect genuine variation in critical thinking in AI use rather than measurement artefacts.

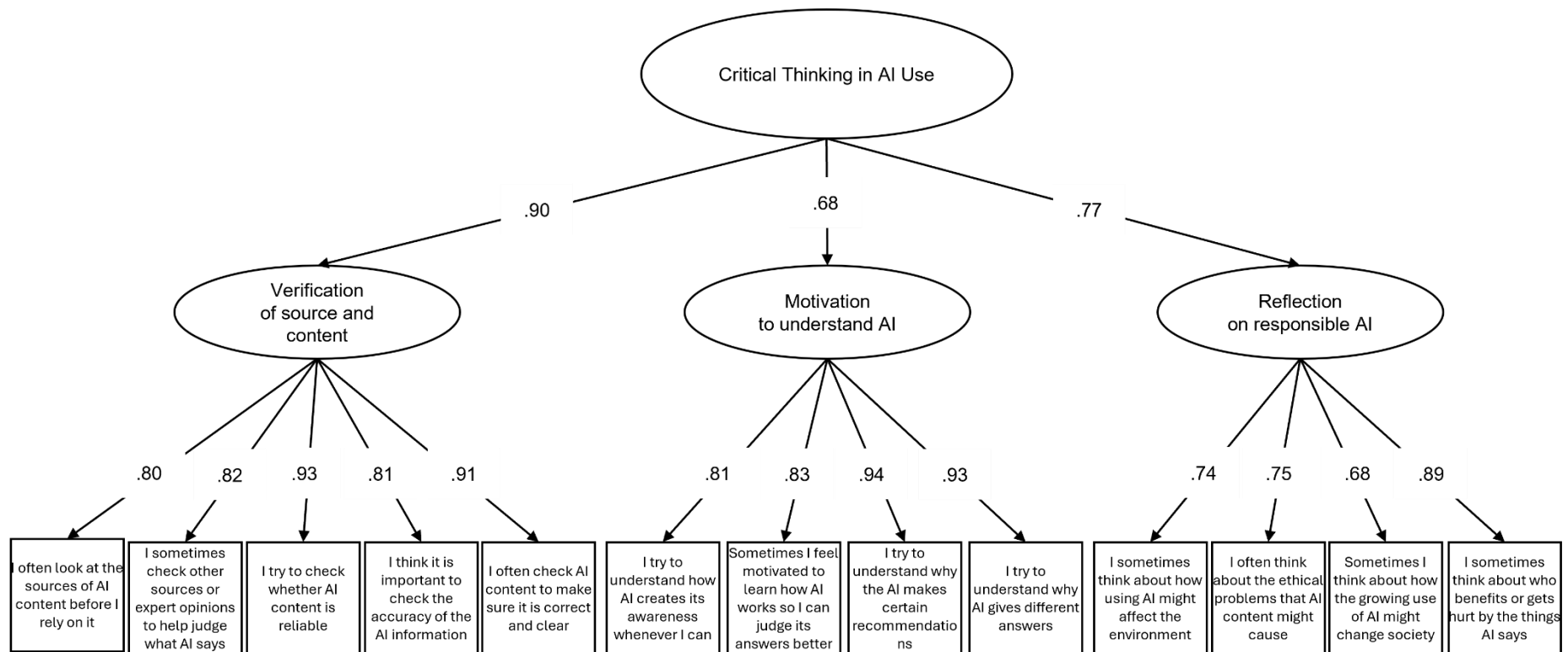
The higher-order model specified three first-order factors (verification, motivation, reflection), which loaded onto a second-order latent factor (critical thinking in AI use). Following recommended practice (F. F. Chen, 2007; Cheung & Rensvold, 2002), we sequentially evaluated four levels of invariance: (1) configural invariance (no cross-group equality constraints), (2) metric invariance (equal first-order and second-order factor loadings), (3) scalar invariance (equal loadings and intercepts), and (4) residual invariance (equal loadings, intercepts, and residual variances). Models were estimated using the robust maximum likelihood estimator (MLR), which provides robust standard errors and scaled test statistics and allows for comparison of AIC and BIC values. To identify the model, we set the latent variances of each factor to 1 (std.lv = TRUE). We used $\Delta CFI \leq .01$ as our primary criterion for establishing invariance (Cheung & Rensvold, 2002) and also considered $\Delta RMSEA \leq .015$ and $\Delta SRMR \leq .010$ as supplementary benchmarks (Chen, 2007).

Results and Discussion

CFA

We tested a three-factor CFA for the 13-item scale. The model fit the data well, $\chi^2(62) = 131.75, p < .001$; CFI = .997; TLI = .996; RMSEA = .055, 90% CI [.042, .068]; SRMR = .049. All standardised factor loadings were large and statistically significant (all $ps < .001$), $\lambda_{\text{verification}} = .80-.93$, $\lambda_{\text{motivation}} = .81-.95$, and $\lambda_{\text{reflection}} = .68-.89$. The three first-order factors were moderately correlated with $r_{\text{verification-motivation}} = .48$, $r_{\text{verification-reflection}} = .49$, $r_{\text{motivation-reflection}} = .45$. Reliability estimates were high with $\omega_{\text{verification}} = .90$, $\omega_{\text{motivation}} = .90$, $\omega_{\text{reflection}} = .81$. Average variance extracted further supported convergent validity with $\text{AVE}_{\text{verification}} = .73$, $\text{AVE}_{\text{motivation}} = .77$, $\text{AVE}_{\text{reflection}} = .59$.

We next estimated a higher-order CFA in which critical thinking in AI use loaded on verification, motivation, and reflection. As expected for this reparameterisation, global fit was identical to the correlated three-factor model with $\chi^2(62) = 131.75$, CFI = .997, TLI = .996, RMSEA = .055 with a 90% CI from .042 to .068, and SRMR = .049. Higher-order loadings were all substantial and significant with $ps < .001$. The loadings of critical thinking in AI use on verification, motivation, and reflection were .73 ($R^2 = .53$), .66 ($R^2 = .44$), and .68 ($R^2 = .46$), respectively. These findings indicate that a sizeable proportion of each first-order factor was explained by a common higher-order factor, while meaningful specificity remained at the first-order level. Taken together, the critical thinking in AI use scale demonstrated strong structural validity, high reliability, and evidence of a coherent higher-order critical thinking in AI use factor alongside three interpretable first-order dimensions. The higher-order structure (illustrated in Figure 1) was applied in all subsequent analyses to align with the intended theoretical framework and future use of the scale.

Figure 1*CFA Model of the Critical Thinking in AI Use Scale*

Note. N = 376. Standardised factor loadings from the higher-order confirmatory factor analysis (CFA) of the critical thinking in AI use scale.

The three first-order factors were Verification (items 1–5), Motivation (items 6–9), and Reflection (items 10–13). The higher-order factor, critical thinking in AI use, loaded significantly on all three dimensions. All loadings shown are standardised estimates ($ps < .001$)

Criterion Validity

In a simple OLS model, critical thinking in AI use did not reliably predict CRT performance, $b = -0.157$ ($SE = 0.092$), $t(374) = -1.70$, $p = .089$; 95% CI $[-0.337, 0.024]$, with a very small standardised effect, $\beta = -0.088$, and minimal explained variance, $R^2 = .008$. Consistent with this pattern, using the reflection subscale as the sole predictor yielded a small, marginally negative association, $b = -0.132$ ($SE = 0.068$), $t(374) = -1.95$, $p = .052$; 95% CI $[-0.265, 0.001]$, $\beta = -.10$, $R^2 = .010$. Across both analyses, confidence intervals included zero and were compatible with effects ranging from trivially negative to null. According to Funder and Ozer's (2019) guidelines, these effects are very small, indicating that self-reported critical thinking in AI use, and in its reflective facet, shared little variance with CRT.

Although this result diverged from our a priori prediction, it is consistent with a mismatch between the cognitive processes targeted by critical thinking in AI use and those tapped by the CRT. Recent evidence indicates that CRT scores are strongly saturated with general intelligence, numeracy (Otero et al., 2022; Sinayev & Peters, 2015), working-memory efficiency (Engin, 2021), rather than a distinct reflective-thinking disposition (refer to Otero et al., 2022 for meta-analysis) that was meant to be captured by the Reflection facet of critical thinking in AI use. Multiple studies document substantial prior exposure to CRT items, typically 40–50% or more of participants in online and student samples, which inflates scores and makes prior experience and familiarity one of the strongest predictors of high CRT performance (Haigh, 2016; Stieger & Reips, 2016; Thomson & Oppenheimer, 2016). Consistent with this pattern, our CRT data showed 83.24% of participants answering at least two of the four items correctly. Woike (2019) argued that repeated exposure has turned CRT performance into an exercise in “mindless memorisation,” rather than a genuine test of the intuitive–analytic conflict it was designed to capture.

Convergent & Divergent Validity

We estimated a nomological CFA in which critical thinking in AI use was modelled as a second-order factor and was allowed to correlate with convergent and divergent composites. All standardised covariances between critical thinking in AI use and comparators included in the validity model are indicated in Figure 2. Model fit ($N = 376$) showed excellent incremental fit with some residual misfit: $\chi^2(134) = 569.29, p < .001$; CFI = .98, TLI = .98; RMSEA = .09, 90% CI [.09, .11]; SRMR = .08. First-order item loadings were strong within each dimension, and the second-order factor loaded robustly on Verification, Motivation, and Reflection (standardised loadings $\approx .66-.73$; all $p < .001$), supporting the hierarchical structure.

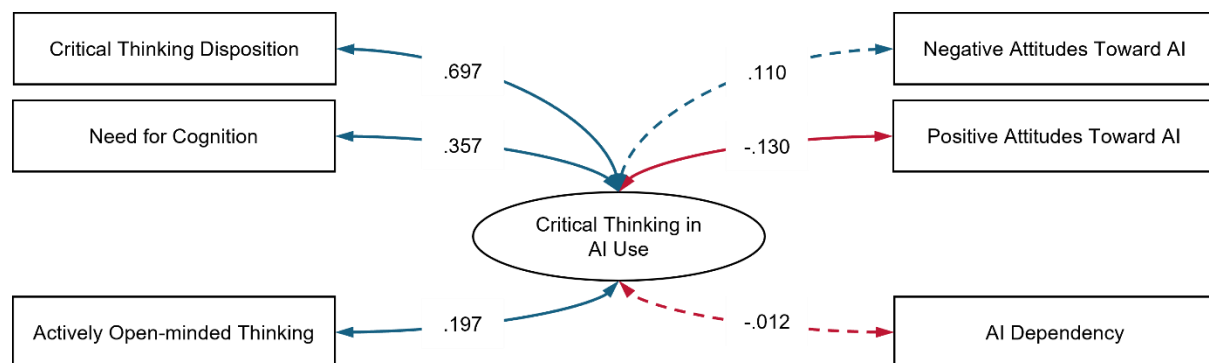
For convergent validity, critical thinking in AI use correlated positively with cognition-related dispositions as predicted. The largest association was with critical thinking disposition, $r = .697, p < .001$ (very large; Funder & Ozer, 2019), followed by need for cognition, $r = .357, p < .001$ (large), and actively open-minded thinking, $r = .197, p = .001$ (small, approaching medium). This finding is theoretically coherent. Critical thinking in AI use captures applied evaluative engagement with AI outputs, which overlaps most strongly with general critical thinking, substantially with enjoyment of effortful thinking, and more modestly with an openness style that is necessary but not sufficient for verification-oriented behaviour.

For divergent validity, associations with constructs from distinct functional domains were small to negligible: AI dependency, $r = -.012, p = .820$ (none); positive attitudes toward AI, $r = -.130, p = .018$ (small, negative); and negative attitudes toward AI, $r = .110, p = .055$ (small). Discriminant validity was further supported by Fornell–Larcker tests: in every case, the square root of AVE exceeded the absolute critical thinking in AI use correlation (AI dependency $\sqrt{AVE} = .736 > |r| = .012$; positive attitudes $.841 > .130$; negative attitudes $.788 >$

.110). Although the two-indicator positive-attitudes latent yielded a routine warning about the variance–covariance matrix, the decisive gap between \sqrt{AVE} and $|r|$ left the conclusion unchanged. Overall, the pattern showed strong convergence with cognition-related traits and only small links with attitudes and AI dependency, consistent with the theorised nomological network for critical thinking in AI use.

Figure 2

Standardised Covariances Between Critical Thinking in AI Use and Constructs Included for Convergent and Divergent Validity



Note. N = 376. All values represent standardised covariances. Solid lines indicate significant associations, while dotted lines represent non-significant associations. Blue and red lines indicate positive and negative associations, respectively.

Correlates

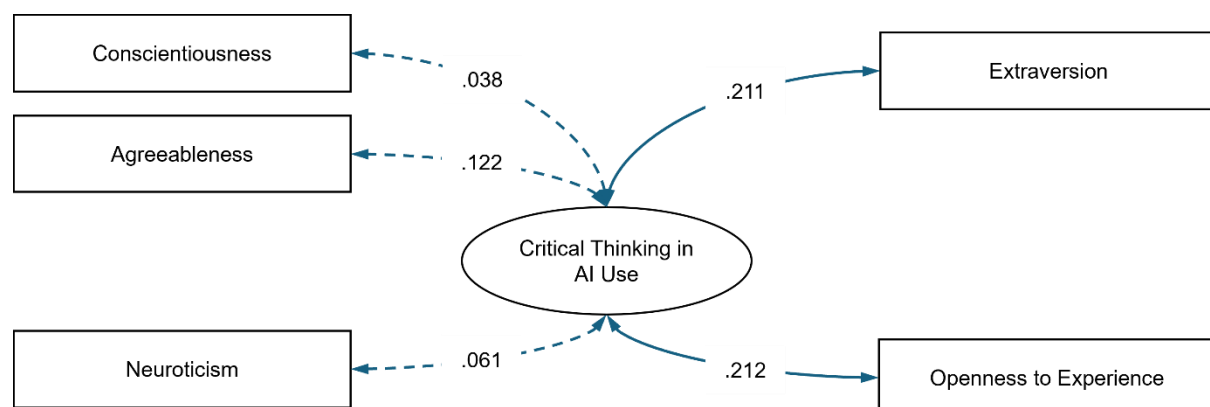
We estimated a nomological CFA in which critical thinking in AI use was modelled as a second-order factor and allowed to correlate with the Big Five composites. The model fit the data well, robust $\chi^2(122) = 217.00, p < .001$, CFI = .97, TLI = .96, RMSEA = .05, SRMR = .05. As shown in Figure 3, the higher-order critical thinking in AI use scale factor was positively associated with extraversion ($r = .21, p = .006$; medium) and openness ($r = .21, p = .002$; medium), while its relations with agreeableness ($r = .12, p = .103$), conscientiousness (r

= .04, $p = .569$), and neuroticism ($r = .06$, $p = .377$) were small and not statistically reliable.

In a joint subdimension CFA where the three first-order factors were estimated together, model fit was also good, robust $\chi^2(112) = 196.00$, $p < .001$, CFI = .97, TLI = .96, RMSEA = .05, SRMR = .04. Patterns largely mirrored the higher-order factor: Motivation showed medium associations with extraversion ($r = .21$, $p < .001$) and small associations with openness ($r = .14$, $p = .014$), with other traits near zero; Reflection correlated positively with agreeableness ($r = .15$, $p = .036$) and openness ($r = .14$, $p = .025$), and was marginal for neuroticism ($r = .10$, $p = .092$); Verification related small-to-moderately to openness ($r = .13$, $p = .015$) and was marginal for extraversion ($r = .11$, $p = .055$), with other traits negligible. Together, these results suggest that individual differences in critical thinking in AI use align most consistently with an open, exploratory interpersonal style (openness, extraversion), whereas links to conscientiousness and neuroticism are weak or absent.

Figure 3

Correlations Between Critical Thinking in AI Use and Personality Correlates



Note. N = 376. All values represent standardised covariances. Solid lines indicate significant associations, while dotted lines represent non-significant associations. Blue and red lines indicate positive and negative associations, respectively.

Sex Invariance

We examined the measurement invariance of the higher-order critical thinking in AI use scale across biological sex using multi-group CFA. Fit indices indicated good model fit at the configural level, $\chi^2(124) = 225.99$, CFI = .973, RMSEA = .056, SRMR = .057, supporting a common factor structure across males and females. Constraining factor loadings to equality (metric invariance) did not reduce model fit, $\chi^2(136) = 236.39$, CFI = .975, RMSEA = .052, SRMR = .063; $\Delta\text{CFI} = +.002$ relative to the configural model. Constraining both loadings and intercepts (scalar invariance) likewise produced negligible change, $\chi^2(145) = 248.61$, CFI = .974, RMSEA = .051, SRMR = .065; $\Delta\text{CFI} = -.001$ relative to the metric model. Finally, adding residual equality constraints (strict invariance) also resulted in minimal change, $\chi^2(158) = 275.27$, CFI = .973, RMSEA = .050, SRMR = .068; $\Delta\text{CFI} = -.001$ relative to the scalar model.

As shown in Table 2, all invariance steps met recommended criteria ($|\Delta\text{CFI}| \leq .01$), consistent with recommended criteria for invariance (Cheung & Rensvold, 2002; Chen, 2007). Scaled χ^2 difference tests based on the MLR estimator were nonsignificant for each model comparison, further supporting invariance. Although warnings were issued about the near-singularity of the variance–covariance matrix at the scalar and residual levels, diagnostic checks revealed no zero standard errors, and modification indices suggested only minor localised strain (e.g., residual correlations among specific items). Taken together, these results provide strong evidence for configural, metric, scalar, and residual invariance of the higher-order critical thinking in AI use scale across sex.

Table 2

Measurement Invariance of the Higher-Order Critical Thinking in AI Use Scale Across Sex (Male vs. Female)

Model	CFI	Δ CFI	RMSEA	SRMR	AIC	BIC
Configural	.973	—	.056	.057	11224.50	11554.59
Metric (vs. Configural)	.975	+.002	.052	.063	11210.90	11493.83
Scalar (vs. Metric)	.974	-.001	.051	.065	11205.13	11452.69
Residual (vs. Scalar)	.973	-.001	.050	.068	11205.79	11402.27

Note. Δ CFI values are relative to the immediately preceding model. Values of $|\Delta$ CFI| \leq .01 indicate negligible change in model fit (Cheung & Rensvold, 2002; Chen, 2007). All models were estimated with the MLR estimator.

Study 4: Second Psychometric Validation

We conducted a second psychometric validation study of the critical thinking in AI use scale to strengthen the nomological network of critical thinking in AI use examining a wider range of correlates and additional measures of divergent validity, as well as replicating the correlations between critical thinking in AI use and the Big Five personality traits.

Method

Participants and Procedure

Similar to Study 3, RMSEA-based power analysis framework for covariance structure modelling (MacCallum et al., 1996) indicated a minimum of 183 participants to achieve 80% power. Based on this estimation, we recruited a total of 295 participants from Prolific. To ensure adequate familiarity with AI tools, only individuals with prior experience using AI were eligible to participate. During data screening, five participants

were excluded for not meeting this inclusion criterion, which was clearly stated in the study description and participant information sheet. Specifically, these participants indicated “Never (I do not use AI at all in my daily life)” in response to the screening question, “How often do you use AI in your daily life?” Consequently, they were removed from all subsequent analyses, resulting in a final sample of 290 participants. A total of 92.41% of participants indicated that they “use AI (at least) a few times a week”. All participants were U.S. residents, ranged in age from 20 to 78 years ($M_{\text{age}} = 42.30$, $SD_{\text{age}} = 12.73$); 50.69% female, 93.79% American by nationality, and 63.10% Caucasian White (see Supplementary Materials Table S5 for the full list of demographic characteristics). Informed consent was obtained electronically prior to participation. The survey included four attention check items (e.g., “Please select ‘True’ for this statement.”) that were evenly distributed across the questionnaire. All participants successfully passed at least three of the four checks.

Measures

Critical Thinking in AI Use. We used the 13-item critical thinking in AI use scale, which demonstrated high internal consistencies (Total $\alpha = .92$; Verification $\alpha = .90$; Motivation $\alpha = .91$; Reflection $\alpha = .87$).

Attitudes Toward AI. Similar to Study 3, we used the 5-item Attitudes toward Artificial Intelligence Scale (Sindermann et al., 2021), which demonstrated high internal consistencies (Positive $\alpha = .85$; Negative $\alpha = .77$).

AI Dependency. Similar to Study 3, we used the 11-item Generative AI Dependency Scale (Goh et al., 2025), which demonstrated high internal consistencies (Total $\alpha = .93$; Cognitive Preoccupation $\alpha = .86$; Negative Consequences $\alpha = .84$; Withdrawal $\alpha = .95$).

AI Attachment. We included AI attachment as a theoretically distinct, socioemotional

construct to test whether critical thinking in AI use can be differentiated from attachment bonds felt with AI, thereby providing evidence for the discriminant validity of our scale. AI attachment was assessed with the 15-item AI Attachment Scale (Kasturiratna & Hartanto, 2025). The scale captures people's felt bond with AI across three dimensions: Emotional Closeness (i.e., intimacy and warmth toward AI; e.g., "I look forward to interacting with AI"), Social Substitution (i.e., turning to AI for company or support; e.g., "I sometimes find myself turning to AI when I need someone to talk to"), and Normative Regard (i.e., extending respectful, considerate treatment to AI; e.g., "I try to treat AI respectfully"). Participants responded on a 5-point Likert scale (1 = strongly disagree to 5 = strongly agree). The total scale score was computed by first averaging items within each subscale and then averaging the three subscale means. Higher scores indicate stronger AI attachment. Internal consistencies were high (Total $\alpha = .94$; Emotional Closeness $\alpha = .90$; Social Substitution $\alpha = .95$; Normative Regard $\alpha = .90$).

Social Desirability. Social desirability bias was assessed using the 13-item Marlowe-Crowne Social Desirability Scale Form C (Reynolds, 1982). Checking social desirability protects the construct validity and interpretability of critical thinking in AI use by ensuring that the scale is measuring real critical thinking dispositions about AI, not just participants' desire to present themselves as careful, ethical, and rational. The scale included items such as "No matter who I'm talking to, I'm always a good listener" and "I have never intensely disliked anyone". Responses were recorded on a binary scale (True/False). Internal consistency was high (Total $\alpha = .80$).

Big Five Personality. Similar to Study 3, we used the 15-item Big Five Inventory-2-XS (Soto & John, 2017), all items were accurately administered, and internal consistencies were high (Agreeableness $\alpha = .77$, Conscientiousness $\alpha = .83$, Extraversion $\alpha = .79$, Neuroticism $\alpha = .83$, and Openness $\alpha = .75$).

Positive and Negative Affect Schedule. We included trait positive and negative affect to examine whether critical thinking in AI use shows theoretically coherent associations with broader emotional functioning, which would position our scale within a wider nomological network. Affect was assessed with the 20-item International Positive and Negative Affect Schedule (PANAS; Watson et al., 1988). Participants indicated how they generally felt, over the past six months, on ten Positive Affect adjectives (e.g., “alert” and “inspired”) and ten Negative Affect adjectives (e.g., “upset” and “afraid”) using a 5-point scale (1 = never to 5 = always). Subscale scores were computed as the mean of their items; no overall total was calculated. Higher scores indicate greater positive or negative affect, respectively. Internal consistencies were good (Positive Affect $\alpha = .82$ and Negative Affect $\alpha = .85$).

Use of AI. We assessed AI use frequency to examine whether critical thinking in AI use is meaningfully related to real-world engagement with AI tools, adding to the nomological network of the scale. Frequency of AI use was assessed with a single multiple-choice item: “How often do you use AI in your daily life?” Response options were: Never (I do not use AI at all in my daily life), Rarely (once or twice a month), Sometimes (a few times a week), Often (almost every day), and Very frequently (multiple times daily). Responses were coded 0–4 (0 = Never, 4 = Very frequently). Five participants who indicated “Never” failed the inclusion criteria and were removed from the dataset. AI use frequency was analysed as a continuous outcome and used as a criterion for predictive validity; higher scores reflect more frequent AI use.

Analytic Plan

Similar to Study 3, we used CFA to evaluate the factor structure of the 13-item critical thinking in AI use scale. We evaluated convergent and divergent validity similar to Study 3. Besides attitudes toward AI and AI dependency, we also added AI attachment and social desirability as divergent constructs. We expected these AI-related scales (AI dependency, AI

attachment, and attitudes toward AI) to be conceptually distinct from critical thinking in AI use because the former index socioemotional orientations, whereas the latter captures cognitive processes. We also expect social desirability to be distinct from critical thinking in AI use because it reflects impression management and self-deceptive enhancement rather than the capacity or motivation to verify, reflect, and seek evidence. The motivation to present oneself favourably may encourage self-reported endorsement of verification behaviours to appear agreeable (Nederhof, 1985). Because social desirability is primarily a response-style tendency, we expected only trivial associations with critical thinking in AI use.

Besides the Big Five traits evaluated in Study 3, we included positive and negative trait affect as correlates. Because both positive and negative moods have been suggested to facilitate critical thinking via different cognitive pathways (Lun et al., 2023), we expected small positive associations between critical thinking in AI use and both trait positive and negative affect. We also included the frequency of AI usage as a correlate of critical thinking in AI use. People increasingly use generative AI tools for verification purposes (e.g., cross-checking claims, asking follow-up questions, and iteratively re-prompting) to test the consistency and clarity of AI outputs (Quelle & Bovet, 2024). Accordingly, we anticipated a small positive association between critical thinking in AI use and AI usage frequency.

Results and Discussion

CFA

Once again, we found that the correlated three-factor CFA model fit the data well, $\chi^2(62) = 144.22, p < .001$; CFI = .968; TLI = .960; RMSEA = .067, 90% CI [.053, .081]; SRMR = .043. All standardised loadings were substantial and significant ($ps < .001$). For the higher-order model, global fit was identical to the correlated three-factor solution ($\chi^2(62) = 144.22$; CFI = .968; TLI = .960; RMSEA = .067 [.053, .081]; SRMR = .043). We also found that the higher-order loadings were strong and significant ($ps < .001$), indicating that a

common higher-order factor explains a large share of variance in each dimension while preserving meaningful specificity. Taken together, these CFA results were similar to those obtained in Study 3, and provide strong evidence of structural validity for the critical thinking in AI use.

Divergent Validity

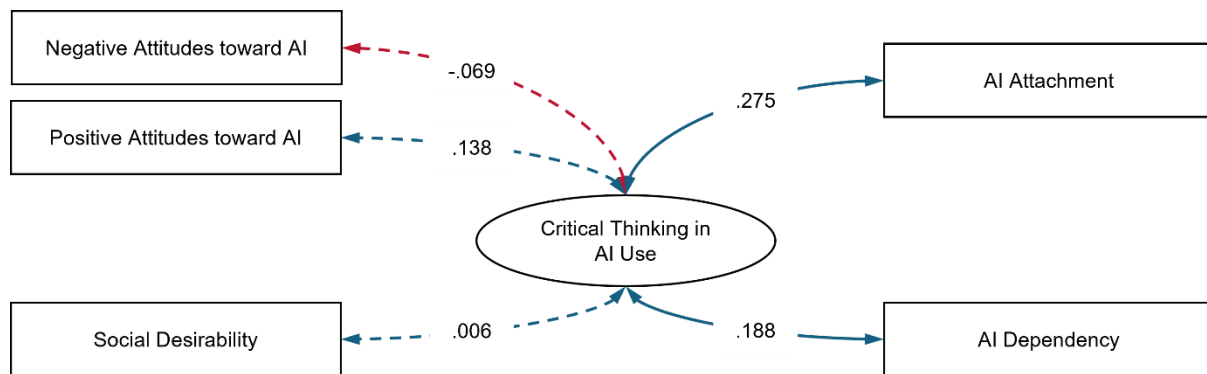
To estimate latent correlations with external constructs, we fit a higher-order critical thinking in AI use CFA with observed divergent constructs allowed to intercorrelate. All standardised covariances between critical thinking in AI use and comparators included in the validity model are indicated in Figure 4. Model fit was acceptable, $\chi^2(122) = 302.04, p < .001$; CFI = 0.941; TLI = 0.926; RMSEA = 0.071, 90% CI [0.061, 0.081]; SRMR = 0.064.

Divergent validity was supported; constructs outside the cognitive analytic domain showed small or negligible associations with the higher-order critical thinking in AI use factor.

Associations with socioemotional tendencies were modest at most: AI dependency, $r = .19, p = .010$ (small), and AI attachment, $r = .28, p < .001$ (small to moderate). Attitudinal valence toward AI was near zero to small (positive attitudes, $r = .14, p = .140$; negative attitudes, $r = -.07, p = .504$). Social desirability was essentially null ($r = .01, p = .941$). Fornell–Larcker checks led to the same conclusion: in every case the square root of AVE exceeded the absolute correlation with critical thinking in AI use (AI Trust $\sqrt{\text{AVE}} = .858 > |r| = .14$; AI Fear $.749 > .07$; AI Dependency $.801 > .19$; AI Attachment $.779 > .28$; Social Desirability $.498 > .01$). Overall, the evidence indicates that critical thinking in AI use primarily captures a cognitive critical thinking construct with limited overlap with socioemotional dispositions, attitudes toward AI, or response bias.

Figure 4

Standardised Covariances Between Critical Thinking in AI Use and Constructs Included for

Divergent Validity

Note. $N = 290$. All values represent standardised covariances. Solid lines indicate significant associations, while dotted lines represent non-significant associations. Blue and red lines indicate positive and negative associations, respectively.

Correlates

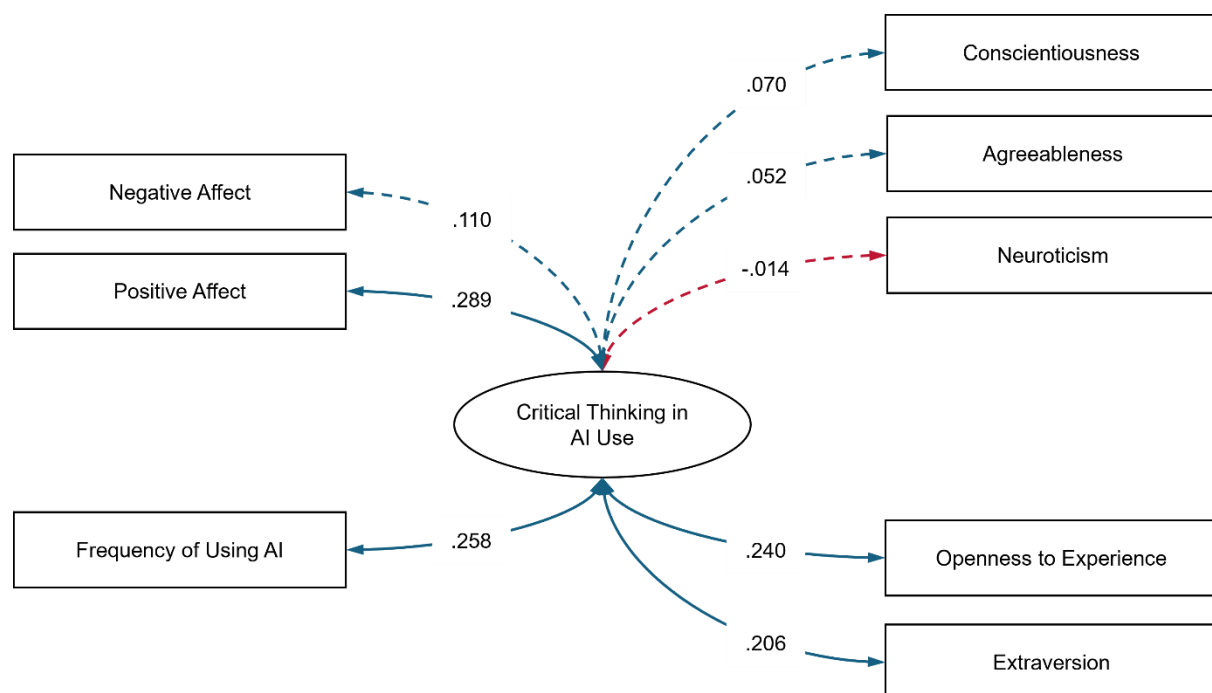
We estimated a nomological CFA in which critical thinking in AI use was specified as a second-order factor and allowed to correlate with the Big Five composites, trait affect, and frequency of AI use. Model fit was good, robust $\chi^2(158) = 232.00, p < .001$, CFI = .98, TLI = .97, RMSEA = .04, SRMR = .05. As shown in Figure 5, the higher-order critical thinking in AI use factor was positively associated with Extraversion ($r = .21, p = .002$; medium), Openness ($r = .24, p < .001$; medium), Positive Affect ($r = .29, p < .001$; medium), and AI use frequency ($r = .26, p < .001$; medium). Associations with Agreeableness ($r = .05, p = .434$), Conscientiousness ($r = .07, p = .294$), and Neuroticism ($r = -.01, p = .836$) were small and not reliable, and the link with Negative Affect was small and marginal ($r = .11, p = .070$).

A joint first-order CFA that estimated the three critical thinking in AI use subdimensions together also fit well, robust $\chi^2(142) = 203.00, p < .001$, CFI = .98, TLI = .97, RMSEA = .04, SRMR = .03. Patterns largely echoed the higher-order factor. Motivation correlated with Extraversion ($r = .22, p < .001$; medium), Openness ($r = .19, p = .001$; small–medium), Positive Affect ($r = .31, p < .001$; medium), and AI use frequency ($r = .26, p <$

.001; medium), with other traits near zero. Reflection showed positive relations with Openness ($r = .21, p = .002$; small–medium) and Negative Affect ($r = .22, p < .001$; small–medium), was marginal for Neuroticism ($r = .13, p = .053$), and negligible otherwise, including AI use frequency ($r = .08, p = .249$). Verification related to Openness ($r = .19, p = .002$; small–medium), Positive Affect ($r = .21, p = .001$; small–medium), Extraversion ($r = .14, p = .017$; small), and AI use frequency ($r = .23, p < .001$; small–medium), with other traits negligible or marginal (Negative Affect $r = .09, p = .097$). Taken together, individual differences in critical thinking in AI use align most consistently with an open, agentic, and positively engaged profile, and are also higher among more frequent AI users, whereas links to conscientiousness, agreeableness, and neuroticism are weak or absent.

Figure 5

Correlations Between Critical Thinking in AI Use, Personality, Affect, and Frequency of AI Usage Correlates



Note. N = 290. All values represent standardised covariances. Solid lines indicate significant

associations, while dotted lines represent non-significant associations. Blue and red lines indicate positive and negative associations, respectively.

Study 5: Test-Retest Reliability

Study 5 was conducted to examine the test-retest of the 13-item critical thinking in AI use scale over 1-week and 2-week intervals. The 1-week interval follows recommendations for assessing short-term stability while minimising recall effects (Duff, 2014; Windle, 1955), whereas the 2-week interval extends this window to further reduce recall effects while still capturing stable individual differences (Poder et al., 2022; Streiner et al., 2024).

Method

Participants and Procedure

Using a precision-based approach for test-retest reliability, we sized the study to achieve narrow 95% CI around ICC(2,1) (Koo & Li, 2016). We estimated an ICC of .80, Bonett's CI-width method (Bonett, 2002) indicated that a 95% CI width of .15 required $n = 89$ completers. For subscales, translating the expected coefficient alpha of .80 to $ICC \approx .72$ and fixing the width at .20 yielded $n = 90$. These results informed us that we would require a minimum of 90 participants for examining test-retest reliability. For the 1-week test-retest interval, 92 participants ($M_{age} = 21.13$, $SD_{age} = 1.69$; refer to Supplementary Materials Table S6 for participant demographics) were recruited from a university subject pool system in Singapore. For the 2-week test-retest interval, we extended participant recruitment through a Telegram channel that advertises psychology experiments, and recruited 122 participants ($M_{age} = 24.15$, $SD_{age} = 3.57$; see Supplementary Materials Table S7 for participant demographics) who completed the scale on both sessions.

Analytic Plan

Test-Retest Reliability. Test-retest reliability of the scale was assessed using both the intra-class correlation coefficient (ICC) and Pearson's zero-order bivariate correlation coefficient (r), computed between the two assessment points; initial administration of the scale (baseline) and the follow-up in the second session. ICC was estimated using a two-way mixed-effects model with absolute agreement to capture the extent to which individual scores remain stable across time, reflecting both consistency and agreement in measurement (Bruton et al., 2000). Interpretation of ICC values was based on the 95% confidence interval, following conventional thresholds: values below .50 indicate poor reliability, values between .50 and .75 moderate reliability, between .75 and .90 good reliability, and above .90 excellent reliability (Koo & Li, 2016). Pearson's correlation coefficient (r) was also calculated to evaluate the linear association between scores at the two time points. Correlation strength was interpreted in accordance with established guidelines for effect size evaluation in psychological research (Funder & Ozer, 2019). ICCs for test-retest reliability were calculated using *merTools* version 0.6.3 (Knowles & Frederick, 2025). Pearson correlations used to quantify rank-order stability were computed using base R's *stats* package (R Core Team, 2025).

Results and Discussion

Test-Retest Reliability

The 13-item critical thinking in AI use scale demonstrated good temporal stability over 1- and 2-week test-retest intervals. For a 1-week test-retest interval, the total score showed strong test-retest consistency, $r = .704$, 95% CI [.583, .794], $p < .001$, and good absolute agreement, $\text{ICC}(2,1) = .704$, 95% CI [.584, .794], $p < .001$. Subscale stability was comparable: Verification $r = .745$, $\text{ICC}(2,1) = .745$, 95% CI [.638, .823]; Motivation $r = .633$, $\text{ICC}(2,1) = .631$, 95% CI [.491, .739]; Reflection $r = .701$, $\text{ICC}(2,1) = .703$, 95% CI

[.583, .793]; all $ps < .001$.

For a 2-week test-retest interval, the total score showed test-retest consistency, $r = .645$, 95% CI [.528, .738], $p < .001$, and absolute agreement, $ICC(2,1) = .646$, 95% CI [.530, .739], $p < .001$. Subscale stability was comparable: Verification $r = .658$; $ICC(2,1) = .656$, 95% CI [.542, .747]; Motivation $r = .628$; $ICC(2,1) = .625$, 95% CI [.504, .722]; Reflection $r = .610$; $ICC(2,1) = .608$, 95% CI [.483, .709]; all $ps < .001$. Item-level ICCs ranged from .436 to .710 for the 1-week test-retest interval, and ranged from .364 to .637 for the 2-week test-retest interval, indicating some heterogeneity at the item level, but aggregation to subscales and the total produced reliably stable scores over time. The item-level ICC results are available in Supplementary Materials Table S9 for the 1-week test-retest interval, and Table S10 for the 2-week test-retest interval. Overall, the close correspondence between Pearson correlations (rank-order consistency) and ICCs (absolute agreement) supports the use of the scale for repeated-measures and individual-differences applications.

Study 6: Criterion Validation

Study 3 found no association between critical thinking in AI use and performance on the Cognitive Reflection Task, a numeracy-laden, familiarity- and memory-dependent task that is only weakly aligned with the demands of evaluating AI-generated information. To address this mismatch, Study 6 provided a more stringent, ecologically valid test of the scale's criterion validity using tasks that closely matched its core processes. To this end, we created two novel tasks: (1) a ChatGPT-4o-powered fact-checking task that closely resembled how people query LLMs for information, and (2) a reflection-writing task on the topic of responsible AI that was designed to tap the reflection subfactor of critical thinking in AI use. These tasks yielded objective indices of how accurately participants judged the veracity of generative-AI outputs and how deeply they reflected on responsible AI. In addition, we also examined self-reported behavioural

tendencies, including frequency of verification when using AI, diversity of verification methods, and depth of reflection on responsible AI.

Method

Participants

The target sample size for Study 6 was determined a priori based on the expected association between critical thinking in AI use and task-based indices of AI evaluation (e.g., veracity-judgement accuracy) which prior work suggests being in the small-to-moderate range ($r \approx .22-.40$; Orhan, 2022; Pennycook & Rand, 2019). To be conservative, we based our power analysis on detecting a correlation of $r = .22$ with $\alpha = .05$ (two-tailed). This analysis indicated that approximately 159 participants would be required to achieve 80% power. We recruited 200 adults from Prolific. Nine participants were excluded for noncompliance, incomplete responses, or extreme completion times (>3 SD from the median). The resulting 191 participants ranged in age from 19 to 78 years ($M_{\text{age}} = 44.65$, $SD_{\text{age}} = 14.34$), 50.26% were female, and 66.49% were White. The full demographic data are available in Supplementary Materials Table S8. Informed consent was obtained electronically prior to participation. The survey, which took approximately 17 minutes to complete, was administered via Qualtrics. Participants received £1.70 as compensation. Attention to instructions was verified using two attention check items (e.g., “Please select ‘Disagree’ for this statement”), which all participants passed.

Measures and Procedure

Participants first completed the fact-checking task, followed by the reflection writing task, and then the 13-item critical thinking in AI use scale.

Fact-checking Task. We created a fact-checking task that closely resembles participants’ verification behaviour when using generative AI. Participants evaluated 12 statements (6 true, 6 false) presented in random order through a ChatGPT-4o-powered

chatbot interface embedded in Qualtrics. Independently, each item was assigned one of four source-link conditions: None (disabled and not clickable), Broken (clickable but fails to load), Working-irrelevant (valid page with irrelevant information), or Working-relevant (valid page with relevant information). These source-link conditions were meant to mimic the full range of source link scenarios typical of LLM outputs. For both the six true and six false items, we set a balanced quota between usable evidence present and absent: three statements had working-relevant source links (evidence present), and the other three offered no usable on-page evidence (one working-irrelevant link, one broken link, and one with no link). The mapping of source-link condition to specific statements was randomised for every participant, so across participants, any statement could appear under any source-link condition. This design prevented systematic pairings of specific statements or veracity with particular source-link conditions that could bias verification performance. The full pool of 48 items (12 base statements x 4 source-link conditions) can be found in Supplementary Materials Table S12.

Participants judged each statement on whether they believe it is Correct, Incorrect, or Unsure. The system used Vercel as serverless middleware to proxy requests securely between Qualtrics and OpenAI's API, preventing API-key exposure, and it returned brief, neutral acknowledgements after each response without revealing correctness. Task performance was operationalised as percentage correct across 12 items (0–100%), where an item was scored correct only when true statements were marked Correct and false statements were marked Incorrect. The instructions for the fact-checking task are displayed in Supplementary Materials Figures S2 and S3. Figure 6 shows the interface of the ChatGPT-4o-powered fact-checking task.

Figure 6

Interface of the ChatGPT-4o–Powered Fact-Checking Task.

AI Chatbot powered by ChatGPT-4o

Please generate a statement supported by a verifiable source

Sure! Here's a statement with verifiable source:
The first public railway, the Stockton and Darlington Railway, opened in England in 1825
[Source link](#)

Incorrect

Your choice has been noted.

Please generate a statement supported by a verifiable source

Ok! Here's a statement with a verifiable source:

Please generate a statement supported by a verifiable source

Correct Incorrect Unsure

Immediately after the fact-checking task, participants completed a single self-report measure of how much they verified statements during the task. The prompt read: “Which of the following best describes your behaviour earlier when determining whether the statements were correct/unsure/incorrect?” Responses were collected on a five-point ordered scale, which we coded on the scale from 0 to 4, with higher scores indicating greater self-reported verification (0 = “I did not verify any statements”, 1 = “I verified a few statements”, 2 = “I verified some statements”, 3 = “I verified most statements”, 4 = “I verified all statements”). Participants then indicated the methods they used to verify statements. They could select one or more options from a predefined list: (a) clicked on the source link(s) provided, (b) used online search engines (e.g., Google Search), (c) used other AI tools (e.g., ChatGPT), or (d) others, with an open-text field for additional methods. Participants also explained why they

chose these methods. During data cleaning, we found that 10 participants' "Others" responses reflected prior knowledge (e.g., "my own memory"), and these were not counted as verification. Only one "Others" response was retained, as the participant reported verifying the information by asking a friend. We computed each participant's count of unique verification-method categories endorsed, yielding a possible range of 0 to 4, with higher scores indicating a greater diversity of verification methods.

Reflection Writing Task. Participants completed a 5-minute written reflection to assess their capacity to reflect on the use of generative AI. The task prompt instructed participants to write freely in their own words, with several guiding themes provided to encourage breadth and depth of thought. These included: (a) how the use of AI may affect them personally, (b) how it may influence others around them, (c) its potential societal impacts, and (d) possible ethical questions arising from AI use. Participants were reminded not to use any generative AI tools that would assist with their writing. Participants could respond in paragraph or point form, and were informed that there were no right or wrong answers. Participants' reflections were scored using an automated rater implemented via a large-language-model API, specifically, OpenAI's GPT-4o. Recent research has demonstrated that large language models can assist researchers by automating deductive coding in qualitative studies by ensuring consistency while promoting efficiency (Chew et al., 2023; Landerholm, 2025; Xiao et al., 2023). Reflection scores ranged from 0 to 4, with a higher score indicative of deeper and more thoughtful reflection. The coding rubric and system prompt used are shown in Supplementary Materials Figure S4.

Immediately after the reflection task, participants provided a self-assessment of the depth and quality of their reflection. Using a continuous slider scale ranging from 0 to 100, they rated the extent to which they had engaged in deep and thoughtful reflection during the earlier writing task. A score of 0 indicated no reflection at all (for example, superficial or

impersonal writing with little engagement), whereas a score of 100 indicated very deep and thoughtful reflection (for example, critically examining multiple perspectives and considering implications for oneself, others, and society).

Analytic Plan

Verification Behaviour and Fact-checking Task Performance. For our primary analyses, we ran a simple OLS regression using critical thinking in AI use to predict verification frequency, number of unique verification methods, veracity-judgement accuracy on the fact-checking task, self-reported reflection depth, LLM-scored reflection depth on the writing task. We expect a positive relationship between critical thinking in AI use with self-reported verification behaviour (i.e., verification frequency and number of unique verification methods) and performance (i.e., veracity-judgement accuracy) on the fact-checking task. This is because users higher in critical thinking in AI use would tend to engage in active corroboration of AI outputs by checking source attribution and evaluating the reliability and accuracy before relying on them. Additionally, users higher on critical thinking in AI use are expected to be more motivated to understand how AI generates responses in order to judge AI outputs more effectively.

For secondary exploratory analyses, we computed three process-level indices that capture how participants used or withheld evidence while judging claims. We explored the relationship between critical thinking in AI use (and its verification facet) and these three indices using simple OLS regressions. For each item, the source hyperlink condition determined whether usable evidence was present (a working, relevant page) or absent (no link, a broken link, or a working but irrelevant page). Each participant received a balanced set of items across these conditions, and indices were computed per participant (0-100%). Firstly, Evidence Extraction captured accuracy when evidence was present, defined as the proportion of items correctly classified (counting False items as Incorrect, and True items as Correct)

when a working-relevant source link is provided. Secondly, Misread Rate indexed failure to recognise or apply usable evidence. It was defined as the proportion of trials, with a working link and relevant information, on which the response was Unsure. By focusing on trials with credible and accessible supporting evidence, Misread Rate isolated uncertainty in the face of valid evidence rather than general inaccuracy. Finally, Evidence-Gap Resolution indexed accurate, decisive, evidence-seeking judgements when no relevant on-page source link was available. Evidence-Gap Resolution was defined as the accuracy when relevant evidence was absent, specifically the None, Broken, or Working-irrelevant link conditions, on which the participant accurately selected Correct or Incorrect rather than Unsure. We have provided more details on these three indices (Evidence Extraction, Misread Rate, Evidence-Gap Resolution) in Supplementary Materials Table S13.

Reflection Scores. To ensure robustness and replicability of the automated assessment, we cross-validated the reflection scores, coded automatically by OpenAI's ChatGPT-4o, using Anthropic's Claude Opus 4.1. We selected OpenAI's and Anthropic's LLMs as they have demonstrated stronger deductive and inductive reasoning abilities (Cai et al., 2025), greater AI alignment with human values (Lau et al., 2025), and have often been used for qualitative analyses (Morgan, 2023; Simon et al., 2025). Agreement between the two models was good: $ICC(2,1) = .79$, 95% CI [.73, .84], $F(190, 191) = 8.42$, $p < .001$; two-way random-effects, single-measure, absolute agreement. We ran simple OLS regressions using the critical thinking in AI use to predict the reflection score on the writing task as well as self-reported reflection. We expected a positive relationship between critical thinking in AI use and both reflection metrics (self-reported and LLM-scored reflection depth), as AI users who scored higher in critical thinking in AI use would tend to engage in deliberate consideration of the broader impacts of AI use, including ethical issues, environmental effects, societal change, and who stands to benefit or be harmed by AI systems and their outputs.

Results and Discussion

Higher levels of critical thinking in AI use were consistently associated with more engaged verification behaviour on the fact-checking task. As expected, participants who scored higher on critical thinking in AI use reported verifying statements more frequently during the task, ($b = 0.282$, $SE = 0.139$, $t = 2.03$, $p = .044$, $R^2 = .02$). They also reported using a broader range of verification methods, ($b = 0.145$, $SE = 0.059$, $t = 2.45$, $p = .015$, $R^2 = .03$), indicating that higher critical thinking in AI use scorers not only verified more often but also did so through multiple strategies such as checking source links, searching online, or consulting other AI tools. These findings align with the notion that individuals with stronger critical thinking dispositions toward AI are more likely to engage in active corroboration and cross-validation of AI outputs rather than relying on them passively. Fact-checking task performance data further reinforced this interpretation. Critical thinking in AI use significantly predicted veracity-judgement accuracy, ($b = 6.91$, $SE = 1.92$, $t = 3.59$, $p < .001$, $R^2 = .06$). This suggests that participants who were more motivated, and actually engaged in more verification behaviour, were better at discriminating true from false claims. Higher levels of critical thinking in AI use were also consistently associated with deeper reflection about AI use on the reflective writing task. Critical thinking in AI use predicted both self-reported reflection depth, ($b = 7.29$, $SE = 1.73$, $t = 4.20$, $p < .001$, $R^2 = .09$), and LLM-coded reflection depth on the writing task, ($b = 0.21$, $SE = 0.08$, $t = 2.57$, $p = .011$, $R^2 = .03$). These results suggest that critical thinking in AI use extends beyond verification to encompass metacognitive awareness and reflection on the moral and societal implications of AI usage. Taken together, participants higher in critical thinking in AI use not only verified more but also reflected more deeply on issues such as fairness, accountability, and ethical consequences of AI use.

For exploratory purposes, critical thinking in AI use showed a small, non-significant

positive association with Evidence Extraction ($b = 3.51$, $SE = 2.25$, $t = 1.557$, $p = .121$, $R^2 = .013$), while the Verification subscale significantly predicted higher Evidence Extraction ($b = 4.69$, $SE = 1.89$, $t = 2.479$, $p = .014$, $R^2 = .032$) on the fact-checking task. This suggests that the verification facet of critical thinking in AI use was the most proximal driver of effective use of relevant working link sources provided. Participants with higher verification scores were more likely to access the link, evaluate the credibility of its contents, and apply that evidence to their judgements rather than rely on general knowledge. We also observed that higher critical thinking in AI use showed a marginal reduction in Misread Rate ($b = -3.48$, $SE = 1.96$, $t = -1.777$, $p = .077$, $R^2 = .016$), consistent with less uncertainty when usable evidence was present; the Verification subscale showed a similar but non-significant tendency ($b = -2.35$, $SE = 1.67$, $t = -1.407$, $p = .161$, $R^2 = .010$). This pattern suggests that individuals higher in critical thinking in AI use were slightly more adept at recognising and using on-page evidence, applying it to interpret the statement, and committing to a judgement rather than being “Unsure” on the fact-checking task. Notably, we found that critical thinking in AI use significantly predicted higher Evidence-Gap Resolution ($b = 10.32$, $SE = 2.52$, $t = 4.102$, $p < .001$, $R^2 = .082$), and the Verification subscale showed a similarly strong association ($b = 8.43$, $SE = 2.14$, $t = 3.934$, $p < .001$, $R^2 = .076$). Participants higher in critical thinking in AI use were less likely to indicate “Unsure” when the interface did not provide a working link with relevant information and were more likely to render an accurate and definitive judgement of “Correct” or “Incorrect”. This finding is best interpreted as a form of adaptive verification behaviour where higher critical thinking in AI use participants sought corroboration beyond the interface when evidence was absent within the interface. Taken together, these results indicate that when relevant evidence is present, high AI critical thinkers extract and apply them with certainty; when relevant evidence is absent, high AI critical thinkers seek verification beyond the interface rather than default to uncertainty.

General Discussion

As generative AI becomes integral to workplace and educational settings, the central question is no longer just whether we can use these tools, but whether AI users can critically evaluate AI outputs, in light of its persuasive fluency, hallucinations, opaque training data, such that human judgement remains in control. Yet critical thinking in AI use remains empirically underexplored and conceptually underdefined, with few tools that capture the distinctive demands of generative AI use and little work explaining why individuals differ in critical thinking in AI use or how these differences shape their behaviour and outcomes. To address this gap, we developed and validated the critical thinking in AI use scale, a theory-driven instrument that assesses individual differences in AI output content and source verification, motivation to understand AI systems, and reflection on the broader implications of AI use. Across six studies, the scale demonstrated strong psychometric properties, a stable three-factor structure with a higher-order factor, robust convergent and discriminant validity, measurement invariance across sex, and good test-retest reliability over one- and two-week intervals. Higher critical thinking in AI use was linked to a user profile of openness, extraversion, trait positive affect, and more frequent AI use. Notably, higher critical thinking in AI use predicted more frequent verification behaviour, greater diversity of verification strategies, higher fact-checking accuracy, and deeper reflection. Taken together, these findings position the critical thinking in AI use scale as a reliable and valid tool for advancing research on critical thinking in the context of using generative AI tools, clarifying its correlates, and informing interventions to support more responsible AI use.

Psychometric Properties of the Critical Thinking in AI Use Scale

The critical thinking in AI use scale was developed through a theory-driven, multi-stage process designed to ensure strong content validity and structural soundness. In Study 1, item generation drew on contemporary accounts of critical thinking (Stupple et al., 2017;

Valenzuela et al., 2017; Sosu, 2013) and dual-process theories (Chaiken, 1980; S. Chen & Chaiken, 1999; Kahneman, 2011) adapted to capture the distinctive demands of interacting with generative AI systems. Through expert review and multiple rounds of content validation with naïve judges, a large initial item pool was trimmed to 27 items with excellent substantive agreement and high readability, indicating that the items were both conceptually well-targeted and accessible to a broad adult audience. Across Studies 2, 3, 4, and 6, EFA and CFA converged on a 13-item measure with a stable three-factor structure corresponding to Verification (scrutinising and corroborating AI outputs), Motivation to understand AI (seeking to learn how AI systems work and where they fail), and Reflection (considering ethical, societal, and long-term implications of AI use). A higher-order CFA further showed that these first-order dimensions are underpinned by a common critical thinking in AI use factor, with substantially higher-order loadings that leave room for meaningful specificity at the subscale level. This structure aligns with broader critical thinking frameworks that distinguish between evaluative practices, epistemic motivation, and reflective judgement, while accommodating the distinct demands of AI-mediated reasoning (Ennis, 1985, 2011; Facione, 1990; King & Kitchener, 1994, 2004). Notably, the critical thinking in AI use scale extends existing domain-general critical thinking measures by providing a concise, domain-specific operationalisation that directly targets the demands posed by generative AI in the contemporary, technology-saturated information era.

The scale showed excellent internal consistency at both the total and subscale score levels. Reliability estimates for the facets of Verification, Motivation, and Reflection consistently exceeded conventional thresholds. The three-factor structure was well-replicated across Studies 3 and 4, with the higher-order critical thinking in AI use factor explaining a substantial share of variance in each subscale. Building on this foundation, the scale exhibited measurement invariance across sex, indicating that the scale functions similarly across

demographic groups and have comparable meaning and measurement properties for male and female users. Moreover, we demonstrated in Study 5 that the scale has good temporal stability. Over one- and two-week intervals, total and subscale scores exhibited good test-retest reliability, with good absolute agreement, indicating that critical thinking in AI use is a relatively stable individual difference rather than a transient state or random fluctuations. By demonstrating a replicated hierarchical structure, temporal stability, and sex invariance, the findings support using the scale for theory testing and for longitudinal and cross-group research, allowing meaningful comparisons of critical thinking in AI use within individuals over time and between demographic groups.

We demonstrated convergent and discriminant validity in Studies 3 and 4, which further supported the psychometric robustness of the scale. As predicted, the scale showed large associations with critical thinking disposition and need for cognition, and small-to-moderate associations with actively open-minded thinking. The positive associations between critical thinking in AI use and related critical thinking constructs suggest that critical thinking in AI use builds on general critical thinking skills and the enjoyment of effortful cognitive endeavours. In contrast, correlations with AI dependency, AI attachment, positive and negative attitudes toward AI, and social desirability were small or negligible, and Fornell–Larcker tests confirmed that these comparators shared more variance with their own indicators than with critical thinking in AI use. The near-zero association with social desirability indicates that scores on the critical thinking in AI use scale were unlikely to be inflated by a general tendency to self-present as thoughtful or cautious (Lanz et al., 2022). Our results are consistent with prior work showing that critical thinking dispositions are only weakly correlated with domain-specific attitudes (Merma-Molina et al., 2022), and dependency-type constructs (Thomas, 2020). In addition, the present findings extend the critical thinking literature by demonstrating that an AI-specific critical thinking construct can

be clearly distinguished from a range of socio-emotional orientations toward AI while still showing strong links to core critical thinking dispositions. This pattern supports the view that critical thinking in AI use constitutes a distinctive, AI-focused form of critical thinking, centred on the evaluation of opaque, probabilistic AI outputs and their downstream consequences, rather than merely reflecting traditional critical thinking or simple reliance on, or sentiment toward, AI systems.

Study 6 demonstrated criterion validity of the scale by extending these correlational findings to task-based performances and behavioural outcomes that closely mirrored the core processes embedded in the critical thinking in AI use construct. Critical thinking in AI use scale scores predicted, with a moderate effect size, higher veracity-judgement accuracy on a ChatGPT-powered fact-checking task, indicating that individuals who regularly verify AI outputs and seek to understand model behaviour are better able to distinguish true from false claims generated by LLMs. These results are consistent with previous studies that have also found a positive relationship between critical thinking and more accurate veracity judgements (Machete & Turpin, 2020; Sultan et al., 2024), and demonstrate how critical thinking in AI use translates into objective, measurable differences in how people actually interact with AI-generated content. This fact-checking task-based performance was further supported by participants' self-reported behavioural measures. Participants higher in critical thinking in AI use reported verifying AI-generated statements more frequently during the fact-checking task and using a broader repertoire of verification methods, such as clicking source links, consulting independent websites, or cross-checking with other AI tools. In other words, individuals high in critical thinking in AI use tend to seek corroboration before trusting AI-generated information and are consequently less vulnerable to misinformation. These findings align with prior work showing that active fact-checking yields more accurate veracity judgements (Brodsky et al., 2021; McGrew, 2020). The present work links critical thinking in

AI use scores to behaviour in an AI-mediated fact-checking task that mirrors everyday engagement with generative AI tools. The significant relationships between the scale scores and both veracity-judgement accuracy and verification behaviour provide evidence that the scale taps into real-world engagement, indexing how users interpret and verify AI-generated information in practice.

Beyond global veracity judgement accuracy, our findings make a novel contribution by clarifying how individuals high in critical thinking in AI use respond to epistemic uncertainty in AI outputs. In Study 6, when AI outputs provided working, relevant source links, higher critical thinking in AI use scale scores predicted a small, non-significant increase in veracity judgement accuracy, and a marginal reduction in uncertainty. By contrast, when the AI chatbot did not provide relevant on-page evidence (either no source-link, broken source-link, or irrelevant source-link), higher critical thinking in AI use scale scores predicted more accurate and definitive veracity judgements. Prior work has shown that users often rely on visible cues like source links when evaluating claims (Lucassen & Schraagen, 2013; Quelle & Bovet, 2024), but has not addressed how users behave when such cues are absent or misleading. Our results extend this literature by demonstrating that critical thinking in AI use predicts proactive verification behaviour even under constrained conditions, where on-page evidence is lacking or unreliable. This behaviour of seeking corroboration beyond the interface, even though they were told that they did not require any other AI tools or search engines for the task, reflects a key expression of epistemic vigilance (Sperber et al., 2010) applied in the context of AI use. Theoretically, these findings reveal that the core strength of critical thinking in AI use is not primarily about the effective use of readily available on-page evidence, but more about the active closing of evidence gaps by seeking corroboration beyond the interface in the absence of evidence, even when such verification is not required.

Critical thinking in AI use also extended to reflective outcomes. Higher critical

thinking in AI use scale scores predicted both self-reported reflection depth and reflection depth in a writing task that asked participants to consider personal, social, and ethical implications of AI use. Participants higher in critical thinking in AI use not only engaged more deeply with issues such as fairness, accountability, and societal impact, and did so in ways that were detectable by LLM-coders. Consistent with the HSM (Chaiken, 1980; S. Chen & Chaiken, 1999), this pattern suggests that critical thinking in AI use is tied to a broader metacognitive orientation, in which users consciously weigh the downstream consequences of relying on AI systems, rather than focusing solely on immediate accuracy. These findings support recent arguments that contemporary critical thinking must encompass advanced epistemic competencies for evaluating the quality of information and navigating technology-mediated information environments, with attention to their broader societal implications (Muis et al., 2021; Pasquinelli et al., 2021).

Correlates of Critical Thinking in AI Use

Beyond psychometrics, we sought to clarify how critical thinking in AI use is embedded in a broader psychological profile. Our results reveal that high AI critical thinkers are open-minded, intellectually curious, socially agentic, frequent AI users who generally experience more positive affect yet can harness negative affect for vigilant scrutiny when evaluating AI-generated information. In a nomological network, we consistently found across Studies 3 and 4 that critical thinking in AI use was positively associated with openness to experience and extraversion, whereas associations with conscientiousness, agreeableness, and neuroticism were small or negligible. The link with openness to experience is in line with prior work showing that individuals higher in openness tend to report stronger critical thinking dispositions (Acevedo & Hess, 2022; Clifford et al., 2004; Ku & Ho, 2010). Novel to the domain of critical thinking in AI contexts is the finding that extraversion is also positively associated with critical thinking in AI use. This contrasts with traditional critical

thinking research, where extraversion is not typically linked to critical thinking dispositions (Acevedo & Hess, 2022; Clifford et al., 2004). Unlike traditional critical thinking, critical thinking in AI use requires users to verify AI outputs with human experts and to actively seek out information from human experts about how AI systems work. Such behaviours are likely facilitated by an outgoing, socially engaged orientation encapsulated by a disposition of extraversion. Consistent with this interpretation, extraversion showed no association with the Reflection facet, which more closely resembles traditional critical thinking dispositions, but was positively related to the Verification and Motivation facets of critical thinking in AI use.

Besides personality traits, critical thinking in AI use was positively associated with trait positive affect, but not with trait negative affect, consistent with accounts that positive emotions can facilitate critical thinking (Lewine et al., 2015; Q. Zhang & Zhang, 2013). However, a subscale-level analysis revealed a more nuanced pattern. We observed that negative trait affect was positively associated with the reflection facet of critical thinking in AI use, while positive trait affect was positively associated with verification and motivation facets of critical thinking in AI use. Our findings are supported by theoretical proposals that both positive and negative affect can differentially support critical thinking in AI use (Forgas, 2017, 2019; Lun et al., 2023). Drawing on the assimilative–accommodative framework and feelings-as-information theory (Bless & Fiedler, 2006; Forgas, 2017; Schwarz, 2012), positive mood signals a benign situation and promotes assimilative, top-down processing that supports open-minded exploration. By contrast, negative mood signals potential problems and elicits accommodative, bottom-up processing, motivating vigilant scrutiny of evidence and reducing susceptibility to misleading claims. These findings reveal that the Reflection facet primarily captures a more systematic appraisal of AI outputs, whereas the Verification and Motivation facets reflect a relatively more automated process of checking and engagement with AI outputs and systems. This differential pattern across affective states represents a

novel empirical contribution, suggesting that distinct emotional dispositions selectively support different components of critical thinking in AI use context. Whereas prior research has explored associations between effects and traditional critical thinking performance (Forgas, 2017; Lewine et al., 2015; Q. Zhang & Zhang, 2013), the present findings suggest that affect may relate differently to specific dimensions of critical thinking. Consistent with dual-process models Our present work also extends dual-process models of critical thinking by mapping positive and negative trait affect onto the Motivation–Verification–Reflection dimensions. In doing so, it provides initial evidence on how affective dispositions may be differentially associated with specific evaluative, epistemic, and ethical dimensions of AI oversight.

Within the nomological network, we also found that individuals higher on critical thinking in AI use tended to report more frequent AI use. Consistent with prior work, users commonly use generative AI tools for cross-checking claims, asking follow-up questions, and iteratively re-prompting to verify the source and content of AI outputs (Quelle & Bovet, 2024). Those who use AI more frequently are therefore likely to have more opportunities and motivation to practise verification strategies, deepen their understanding of how AI systems operate, and translate this experience into more reflective judgements about AI outputs, which in turn support higher levels of critical thinking in AI use (Ng et al., 2021; Park, 2025; Promma et al., 2025; Stevic et al., 2025). As users become more familiar with AI tools, interactions become less effortful, freeing cognitive resources that can be allocated to multitasking and to running verification checks in parallel with information search (Haith & Krakauer, 2018; Ruthruff et al., 2001). This association adds novel evidence by clarifying how usage frequency relates to critical engagement with AI outputs. Whereas previous research suggests that frequent (Gerlich, 2025a) and problematic use (Hou et al., 2025) use of AI tools can undermine traditional critical thinking, our findings indicate that frequent users

may, in fact, develop higher levels of AI-specific critical thinking.

Practical Implications

Beyond its empirical contributions, the present research has implications for both research practice and real-world AI use. For researchers, this work introduces a new, AI-specific, multi-faceted construct of critical thinking that moves beyond traditional definitions and extends the critical thinking literature to address the unique demands of generative AI tools. Methodologically, we designed a novel ChatGPT-powered fact-checking task that simulates real-world interactions with LLMs, offering an ecologically valid and adaptable method for assessing critical thinking and related constructs, such as misinformation detection, source evaluation, and epistemic vigilance, in contemporary AI use contexts. By developing a validated scale with replicated hierarchical structure, temporal stability, and sex invariance, our findings support using the critical thinking in AI use scale for theory testing and for longitudinal and cross-group research on critical thinking in AI. The present findings also offer practical guidance for educators seeking to foster responsible and critical engagement with generative AI in classrooms. The scale also provides a concise diagnostic tool for identifying individuals who may be more vulnerable to uncritical reliance on AI outputs. In educational settings, for example, it can be used to flag students who may require additional support in verifying and reflecting on AI outputs, which is especially important given growing concerns that heavy or uncritical use of generative AI can encourage superficial processing, automation bias, and weakened critical thinking over time (Gerlich, 2025a; Hou et al., 2025; Kosmyna et al., 2025).

Limitations and Future Directions

While the present research provides a foundational understanding of critical thinking in AI use, it has a few limitations that should be acknowledged and that open avenues for future research. First, our data fully relies on English-speaking online and university samples.

Competencies that relate to critical thinking in AI use, such as AI literacy (Chung & Wihbey, 2024; Mansoor et al., 2024) and misinformation susceptibility (M. Chan et al., 2025; Kyrychenko et al., 2025; Maertens et al., 2024; Roozenbeek et al., 2020) have demonstrated cross-cultural variations. Future work should test critical thinking in AI use across cultures, languages, and organisational settings, examining measurement invariance and group differences to strengthen the generalisability of the scale. Second, the present studies did not include direct measures of (generative) AI literacy. As a result, we were unable to examine how critical thinking in AI use relates to people's declarative and procedural knowledge about AI systems, or whether the scale predicts outcomes over and above AI literacy. Given frameworks that conceptualise AI literacy as a prerequisite for competent and responsible AI use (Long & Magerko, 2020; Mills et al., 2024), future research should include validated AI literacy measures to test their overlap, discriminant validity, and incremental predictive value for verification behaviour and real-world AI outcomes. Lastly, we did not assess participants' prior knowledge or expertise in the substantive domains of the veracity-judgement tasks. Domain knowledge may shape how individuals evaluate AI outputs, and it may interact with AI outputs (Dikmen & Burns, 2022), for example, by enabling high-critical thinking in AI use individuals to detect subtle inaccuracies in AI-generated content. Future studies should therefore measure and experimentally manipulate topic knowledge to clarify how critical thinking in AI use combines with domain-specific expertise in guiding verification behaviour.

Conclusion

In conclusion, this work provides a comprehensive first account of critical thinking in AI use as a measurable construct that captures stable individual differences and has real-world benefits for how people engage with generative AI. Across six studies, we introduced a theoretically grounded and empirically validated instrument that captures how users verify the source and content of AI outputs, seek to understand model behaviour and limits, and

reflect responsibly on personal, social, and ethical implications of AI use. The critical thinking in AI use scale exhibited a clear three-factor structure with a higher-order factor, strong internal consistency, temporal stability, convergent and discriminant validity, and measurement invariance across sex. Critical thinking in AI use was systematically patterned by frequency of AI use, positive affect, and personality traits such as openness and extraversion. Importantly, critical thinking in AI use generalises beyond self-report, providing evidence about what AI users actually do, not just what they intend. Higher critical thinking in AI use predicts more frequent and diverse verification methods, better veracity-judgement accuracy in a generative-AI fact-checking task, and deeper reflection in a reflective writing task. Critical thinking in AI use supports calibrated, responsible AI use by encouraging engagement with AI while maintaining human oversight of its outputs. Practically, the critical thinking in AI use scale provides a rigorous diagnostic for evaluating human oversight of AI outputs, across time and between demographic groups, in AI-mediated organisations and educational institutions.

Acknowledgements

On behalf of all authors, the corresponding authors report no financial or non-financial conflicts of interest. This research was supported by grants awarded to Andree Hartanto by Singapore Management University through research grants from the Ministry of Education Academy Research Fund Tier 1 (25-SOSS-SMU-006) and Lee Kong Chian Fund for Research Excellence. We thank Charlotte, Shermaine, Claire, Ayden, Andre, Mary, Gabrielle, Elisabeth, Isaac, Jingwen, Paye Shin, Emma Jane, Adeleese, Harshitha, Jun Heng, Kelly, Arundati, Gilda, Seow Min, Joyce, and Claire for contributing to different parts of this project including content validation, manuscript proofreading, and data cleaning.

References

- Acevedo, E. C., & Hess, C. (2022). The link between critical thinking and personality: Individual differences in a concern for truth. *Modern Psychological Studies*, 27(1), 9.
- Ahmad, S. F., Han, H., Alam, M. M., Rehmat, Mohd. K., Irshad, M., Arraño-Muñoz, M., & Ariza-Montes, A. (2023). Impact of artificial intelligence on human loss in decision making, laziness and safety in education. *Humanities and Social Sciences Communications*, 10(1), 311. <https://doi.org/10.1057/s41599-023-01787-8>
- Alexander, V., Blinder, C., & Zak, P. J. (2018). Why trust an algorithm? Performance, cognition, and neurophysiology. *Computers in Human Behavior*, 89, 279–288. <https://doi.org/10.1016/j.chb.2018.07.026>
- Almulla, M. A. (2023). Constructivism learning theory: A paradigm for students' critical thinking, creativity, and problem solving to affect academic performance in higher education. *Cogent Education*, 10(1), 2172929. <https://doi.org/10.1080/2331186X.2023.2172929>
- Amit, A., & Sagiv, L. (2013). The role of epistemic motivation in individuals' response to decision complexity. *Organizational Behavior and Human Decision Processes*, 121(1), 104–117. <https://doi.org/10.1016/j.obhdp.2013.01.003>
- Ananiadou, K., & Claro, M. (2009). 21st century skills and competences for new millennium learners in OECD countries. *OECD Education Working Papers*, 2009. <https://doi.org/10.1787/218525261154>
- Anderson, J. C., & Gerbing, D. W. (1991). Predicting the performance of measures in a confirmatory factor analysis with a pretest assessment of their substantive validities. *Journal of Applied Psychology*, 76(5), 732–740. <https://doi.org/10.1037/0021-9010.76.5.732>
- Bećirović, S., Polz, E., & Tinkel, I. (2025). Exploring students' AI literacy and its effects on

- their AI output quality, self-efficacy, and academic performance. *Smart Learning Environments*, 12(1), 29. <https://doi.org/10.1186/s40561-025-00384-3>
- Bless, H., & Fiedler, K. (2006). Mood and the regulation of information processing and behavior. In J. P. Forgas (Ed.), *Affect in social thinking and behavior* (pp. 65–84). Psychology Press.
- Boateng, G. O., Neilands, T. B., Frongillo, E. A., Melgar-Quinonez, H. R., & Young, S. L. (2018). Best practices for developing and validating scales for health, social, and behavioral research: A primer. *Frontiers in Public Health*, 6, 149. <https://doi.org/10.3389/fpubh.2018.00149>
- Boissin, E., Caparos, S., Raelison, M., & De Neys, W. (2021). From bias to sound intuiting: Boosting correct intuitive reasoning. *Cognition*, 211, 104645. <https://doi.org/10.1016/j.cognition.2021.104645>
- Bonett, D. G. (2002). Sample size requirements for estimating intraclass correlations with desired precision. *Statistics in Medicine*, 21(9), 1331–1335. <https://doi.org/10.1002/sim.1108>
- Boonsathirakul, J., & Kerdsomboon, C. (2021). The investigation of critical thinking disposition among Kasetsart university students. *Higher Education Studies*, 11(2), 224. <https://doi.org/10.5539/hes.v11n2p224>
- Bouteraa, M., Bin-Nashwan, S. A., Al-Daihani, M., Dirie, K. A., Benlahcene, A., Sadallah, M., Zaki, H. O., Lada, S., Ansar, R., Fook, L. M., & Chekima, B. (2024). Understanding the diffusion of AI-generative (ChatGPT) in higher education: Does students' integrity matter? *Computers in Human Behavior Reports*, 14, 100402. <https://doi.org/10.1016/j.chbr.2024.100402>
- Brodsky, J. E., Brooks, P. J., Scimeca, D., Todorova, R., Galati, P., Batson, M., Grosso, R., Matthews, M., Miller, V., & Caulfield, M. (2021). Improving college students' fact-

- checking strategies through lateral reading instruction in a general education civics course. *Cognitive Research: Principles and Implications*, 6(1), 23.
<https://doi.org/10.1186/s41235-021-00291-4>
- Bruton, A., Conway, J. H., & Holgate, S. T. (2000). Reliability: What is it, and how is it measured? *Physiotherapy*, 86(2), 94–99. [https://doi.org/10.1016/S0031-9406\(05\)61211-4](https://doi.org/10.1016/S0031-9406(05)61211-4)
- Brynjolfsson, E., Li, D., & Raymond, L. (2025). Generative AI at work. *The Quarterly Journal of Economics*, 140(2), 889–942. <https://doi.org/10.1093/qje/qjae044>
- Cacioppo, J. T., Petty, R. E., & Feng Kao, C. (1984). The efficient assessment of need for cognition. *Journal of Personality Assessment*, 48(3), 306–307.
https://doi.org/10.1207/s15327752jpa4803_13
- Cai, C., Zhao, X., Liu, H., Jiang, Z., Zhang, T., Wu, Z., Hwang, J.-N., & Li, L. (2025). *The role of deductive and inductive reasoning in large language models* (No. arXiv:2410.02892). arXiv. <https://doi.org/10.48550/arXiv.2410.02892>
- Cao, C., & Liang, X. (2022). The impact of model size on the sensitivity of fit measures in measurement invariance testing. *Structural Equation Modeling: A Multidisciplinary Journal*, 29(5), 744–754. <https://doi.org/10.1080/10705511.2022.2056893>
- Chaiken, S. (1980). Heuristic versus systematic information processing and the use of source versus message cues in persuasion. *Journal of Personality and Social Psychology*, 39(5), 752–766. <https://doi.org/10.1037/0022-3514.39.5.752>
- Chan, C. K. Y., & Hu, W. (2023). Students' voices on generative AI: Perceptions, benefits, and challenges in higher education. *International Journal of Educational Technology in Higher Education*, 20(1), 43. <https://doi.org/10.1186/s41239-023-00411-8>
- Chan, M., Yi, J., Vaccari, C., & Yamamoto, M. (2025). A cross-national examination of the effects of accuracy nudges and content veracity labels on belief in and sharing of

- misleading news. *Journal of Computer-Mediated Communication*, 30(4), zmaf009.
<https://doi.org/10.1093/jcmc/zmaf009>
- Chen, F. F. (2007). Sensitivity of goodness of fit indexes to lack of measurement invariance. *Structural Equation Modeling: A Multidisciplinary Journal*, 14(3), 464–504.
<https://doi.org/10.1080/10705510701301834>
- Chen, S., & Chaiken, S. (1999). The heuristic-systematic model in its broader context. In S. Chaiken & Y. Trope (Eds.), *Dual-process theories in social psychology* (pp. 73–96). The Guilford Press.
- Cheung, G. W., & Rensvold, R. B. (2002). Evaluating goodness-of-fit indexes for testing measurement invariance. *Structural Equation Modeling: A Multidisciplinary Journal*, 9(2), 233–255. https://doi.org/10.1207/S15328007SEM0902_5
- Chew, R., Bollenbacher, J., Wenger, M., Speer, J., & Kim, A. (2023). *LLM-assisted content analysis: Using large language models to support deductive coding* (No. arXiv:2306.14924). arXiv. <https://doi.org/10.48550/arXiv.2306.14924>
- Chung, M., & Wihbey, J. (2024). The algorithmic knowledge gap within and between countries: Implications for combatting misinformation. *Harvard Kennedy School Misinformation Review*. <https://doi.org/10.37016/mr-2020-155>
- Clifford, J. S., Boufal, M. M., & Kurtz, J. E. (2004). Personality traits and critical thinking skills in college students: Empirical tests of a two-factor theory. *Assessment*, 11(2), 169–176. <https://doi.org/10.1177/1073191104263250>
- Colquitt, J. A., Sabey, T. B., Rodell, J. B., & Hill, E. T. (2019). Content validation guidelines: Evaluation criteria for definitional correspondence and definitional distinctiveness. *Journal of Applied Psychology*, 104(10), 1243–1265.
<https://doi.org/10.1037/apl0000406>
- Costello, A. B., & Osborne, J. (2005). Best practices in exploratory factor analysis: Four

- recommendations for getting the most from your analysis. *Practical Assessment, Research, and Evaluation*, 10(1). <https://doi.org/10.7275/jyj1-4868>
- Dikmen, M., & Burns, C. (2022). The effects of domain knowledge on trust in explainable AI and task performance: A case of peer-to-peer lending. *International Journal of Human-Computer Studies*, 162, 102792. <https://doi.org/10.1016/j.ijhcs.2022.102792>
- Dolan, R. J. (2002). Emotion, cognition, and behavior. *Science*, 298(5596), 1191–1194. <https://doi.org/10.1126/science.1076358>
- Doshi, A. R., Bell, J. J., Mirzayev, E., & Vanneste, B. S. (2025). Generative artificial intelligence and evaluating strategic decisions. *Strategic Management Journal*, 46(3), 583–610. <https://doi.org/10.1002/smj.3677>
- Doshi, A. R., & Hauser, O. P. (2024). Generative AI enhances individual creativity but reduces the collective diversity of novel content. *Science Advances*, 10(28), eadn5290. <https://doi.org/10.1126/sciadv.adn5290>
- Duff, K. (2014). One-week practice effects in older adults: Tools for assessing cognitive change. *The Clinical Neuropsychologist*, 28(5), 714–725. <https://doi.org/10.1080/13854046.2014.920923>
- Engin, A. (2021). The cognitive ability and working memory framework: Interpreting cognitive reflection test results in the domain of the cognitive experiential theory. *Central European Journal of Operations Research*, 29(1), 227–245. <https://doi.org/10.1007/s10100-020-00721-6>
- Ennis, R. H. (1985). A logical basis for measuring critical thinking skills. *Educational Leadership*, 43(2), 44–48.
- Ennis, R. H. (2011). *The nature of critical thinking: An outline of critical thinking dispositions and abilities*. 2(4), 1–8.
- Fabio, R. A., Antonietti, A., Iannello, P., & Suriano, R. (2025). Development and

- psychometric properties of the critical thinking attitude scale in Italian college students. *Frontiers in Psychology*, 16. <https://doi.org/10.3389/fpsyg.2025.1599920>
- Facione, P. A. (1990). *The California Critical Thinking Skills Test—College Level. Technical Report No. 3. Gender, Ethnicity, Major, CT Self-Esteem, and the CCTST.* <https://eric.ed.gov/?id=ED326584>
- Fernandes, D., Villa, S., Nicholls, S., Haavisto, O., Buschek, D., Schmidt, A., Kosch, T., Shen, C., & Welsch, R. (2026). AI makes you smarter but none the wiser: The disconnect between performance and metacognition. *Computers in Human Behavior*, 175, 108779. <https://doi.org/10.1016/j.chb.2025.108779>
- Forgas, J. P. (2017). Mood effects on cognition: Affective influences on the content and process of information processing and behavior. *Emotions and Affect in Human Factors and Human-Computer Interaction*, 89–122. <https://doi.org/10.1016/B978-0-12-801851-4.00003-3>
- Forgas, J. P. (2019). On the role of affect in gullibility: Can positive mood increase, and negative mood reduce credulity? In J. P. Forgas & R. Baumeister (Eds.), *The social psychology of gullibility: Conspiracy theories, fake news and irrational beliefs* (1st ed., pp. 179–197). Routledge.
- Fornell, C., & Larcker, D. F. (1981). Evaluating structural equation models with unobservable variables and measurement error. *Journal of Marketing Research*, 18(1), 39–50. <https://doi.org/10.2307/3151312>
- Frederick, S. (2005). Cognitive reflection and decision making. *Journal of Economic Perspectives*, 19(4), 25–42. <https://doi.org/10.1257/089533005775196732>
- Funder, D. C., & Ozer, D. J. (2019). Evaluating effect size in psychological research: Sense and nonsense. *Advances in Methods and Practices in Psychological Science*, 2(2), 156–168. <https://doi.org/10.1177/2515245919847202>

- Gerlich, M. (2025a). AI tools in society: Impacts on cognitive offloading and the future of critical thinking. *Societies*, 15(1), 6. <https://doi.org/10.3390/soc15010006>
- Gerlich, M. (2025b). Outsourcing Judgment: Hidden Anxieties and the Rise of Cognitive Offloading in the Age of AI. In P. Gazzola & G. Dominici (Eds.), *Technology and Society—Boon or Bane?* (pp. 44–58). Springer Nature Switzerland. https://doi.org/10.1007/978-3-032-07163-7_3
- Goh, A. Y. H., Hartanto, A., & Majeed, N. M. (2025). Generative artificial intelligence dependency: Scale development, validation, and its motivational, behavioral, and psychological correlates. *Computers in Human Behavior Reports*, 20, 100845. <https://doi.org/10.1016/j.chbr.2025.100845>
- Grinschgl, S., & Neubauer, A. C. (2022). Supporting cognition with modern technology: Distributed cognition today and in an AI-enhanced future. *Frontiers in Artificial Intelligence*, 5, 908261. <https://doi.org/10.3389/frai.2022.908261>
- Gruenhagen, J. H., Sinclair, P. M., Carroll, J.-A., Baker, P. R. A., Wilson, A., & Demant, D. (2024). The rapid rise of generative AI and its implications for academic integrity: Students' perceptions and use of chatbots for assistance with assessments. *Computers and Education: Artificial Intelligence*, 7, 100273. <https://doi.org/10.1016/j.caeai.2024.100273>
- Gsenger, R., & Strle, T. (2021). Trust, automation bias and aversion: Algorithmic decision-making in the context of credit scoring. *Interdisciplinary Description of Complex Systems*, 19(4), 542–560. <https://doi.org/10.7906/indecs.19.4.7>
- Hagerty, A., & Rubinov, I. (2019). *Global AI ethics: A review of the social impacts and ethical implications of artificial intelligence* (No. arXiv:1907.07892). arXiv. <https://doi.org/10.48550/arXiv.1907.07892>
- Haigh, M. (2016). Has the standard cognitive reflection test become a victim of its own

- success? *Advances in Cognitive Psychology*, 12(3), 145–149.
<https://doi.org/10.5709/acp-0193-5>
- Hair, J. F., Black, W. C., Babin, B. J., & Anderson, R. E. (2019). *Multivariate data analysis* (8th ed.). Cengage.
- Haith, A. M., & Krakauer, J. W. (2018). The multiple effects of practice: Skill, habit and reduced cognitive load. *Current Opinion in Behavioral Sciences*, 20, 196–201.
<https://doi.org/10.1016/j.cobeha.2018.01.015>
- Halpern, D. F. (2014). *Thought and knowledge: An introduction to critical thinking* (5th ed.). Psychology Press. <https://doi.org/10.4324/9781315885278>
- Hayton, J. C., Allen, D. G., & Scarpello, V. (2004). Factor retention decisions in exploratory factor analysis: A tutorial on parallel analysis. *Organizational Research Methods*, 7(2), 191–205. <https://doi.org/10.1177/1094428104263675>
- Hemmer, P., Westphal, M., Schemmer, M., Vetter, S., Vössing, M., & Satzger, G. (2023). Human–AI collaboration: The effect of AI delegation on human task performance and task satisfaction. *Proceedings of the 28th International Conference on Intelligent User Interfaces*, 453–463. <https://doi.org/10.1145/3581641.3584052>
- Ho, J. Q. H., Hartanto, A., Koh, A., & Majeed, N. M. (2025). Gender biases within artificial intelligence and ChatGPT: Evidence, sources of biases, and solutions. *Computers in Human Behavior: Artificial Humans*, 4, 100145.
<https://doi.org/10.1016/j.chbah.2025.100145>
- Hong, H., Vate-U-Lan, P., & Viriyavejakul, C. (2025). Cognitive offload instruction with generative AI: A quasi-experimental study on critical thinking gains in English writing. *Forum for Linguistic Studies*, 7. <https://doi.org/10.30564/fls.v7i7.10072>
- Hopwood, C. J., & Donnellan, M. B. (2010). How should the internal structure of personality inventories be evaluated? *Personality and Social Psychology Review*, 14(3), 332–346.

<https://doi.org/10.1177/1088868310361240>

Horn, J. L. (1965). A rationale and test for the number of factors in factor analysis.

Psychometrika, 30(2), 179–185. <https://doi.org/10.1007/BF02289447>

Hou, C., Zhu, G., & Sudarshan, V. (2025). The role of critical thinking on undergraduates’

reliance behaviours on generative AI in problem-solving. *British Journal of*

Educational Technology, 56(5), 1919–1941. <https://doi.org/10.1111/bjet.13613>

Hu, L., & Bentler, P. M. (1999). Cutoff criteria for fit indexes in covariance structure

analysis: Conventional criteria versus new alternatives. *Structural Equation*

Modeling: A Multidisciplinary Journal, 6(1), 1–55.

<https://doi.org/10.1080/10705519909540118>

Huang, L., Yu, W., Ma, W., Zhong, W., Feng, Z., Wang, H., Chen, Q., Peng, W., Feng, X.,

Qin, B., & Liu, T. (2025). A survey on hallucination in large language models:

Principles, taxonomy, challenges, and open questions. *ACM Trans. Inf. Syst.*, 43(2),

42:1-42:55. <https://doi.org/10.1145/3703155>

Humlum, A., & Vestergaard, E. (2025). The unequal adoption of ChatGPT exacerbates

existing inequalities among workers. *Proceedings of the National Academy of*

Sciences, 122(1), e2414972121. <https://doi.org/10.1073/pnas.2414972121>

Hung, J. W., Hartanto, A., Goh, A. Y. H., Eun, Z. K. Y., Kasturiratna, K. T. A. S., Lee, Z. X.,

& Majeed, N. M. (2025). The efficacy of incorporating Artificial Intelligence (AI)

chatbots in brief gratitude and self-affirmation interventions: Evidence from two

exploratory experiments. *Computers in Human Behavior: Artificial Humans*, 4,

100151. <https://doi.org/10.1016/j.chbah.2025.100151>

Ibrar, W., Mahmood, D., Al-Shamayleh, A. S., Ahmed, G., Alharthi, S. Z., & Akhunzada, A.

(2025). Generative AI: A double-edged sword in the cyber threat landscape. *Artificial*

Intelligence Review, 58(9), 285. <https://doi.org/10.1007/s10462-025-11285-9>

- Jorgensen, T. D., Pornprasertmanit, S., Schoemann, A. M., & Rosseel, Y. (2025). *semTools: Useful tools for structural equation modeling* (Version 0.5-7) [Computer software]. The R Foundation. <https://CRAN.R-project.org/package=semTools>
- Kahneman, D. (2011). *Thinking, fast and slow*. Farrar, Straus and Giroux.
- Karunaratne, T., & Adesina, A. (2023). Is it the new Google: Impact of ChatGPT on students' information search habits. *European Conference on E-Learning*, 22(1), 147–155. <https://doi.org/10.34190/ecel.22.1.1831>
- Kasturiratna, K. T. A. S., & Hartanto, A. (2025). Attachment to artificial intelligence: Development of the AI Attachment Scale, construct validation, and psychological correlates. *OSF Preprints*. https://osf.io/j4r5v_v2
- Kline, P. (2015). *A handbook of test construction: Introduction to psychometric design*. Routledge. <https://doi.org/10.4324/9781315695990>
- Klingbeil, A., Grützner, C., & Schreck, P. (2024). Trust and reliance on AI — An experimental study on the extent and costs of overreliance on AI. *Computers in Human Behavior*, 160, 108352. <https://doi.org/10.1016/j.chb.2024.108352>
- Knowles, J. E., & Frederick, C. (2025). *merTools: Tools for analyzing mixed effect regression models* (Version 0.6.3) [Computer software]. The R Foundation. <https://github.com/jknowles/mertools>
- Koo, T. K., & Li, M. Y. (2016). A guideline of selecting and reporting intraclass correlation coefficients for reliability research. *Journal of Chiropractic Medicine*, 15(2), 155–163. <https://doi.org/10.1016/j.jcm.2016.02.012>
- Kosmyna, N., Hauptmann, E., Yuan, Y. T., Situ, J., Liao, X.-H., Beresnitzky, A. V., Braunstein, I., & Maes, P. (2025). *Your brain on ChatGPT: Accumulation of cognitive debt when using an AI assistant for essay writing tasks* (No. arXiv:2506.08872). arXiv. <https://doi.org/10.48550/arXiv.2506.08872>

- Ku, K. Y. L., & Ho, I. T. (2010). Dispositional factors predicting Chinese students' critical thinking performance. *Personality and Individual Differences*, 48(1), 54–58.
<https://doi.org/10.1016/j.paid.2009.08.015>
- Kulal, A. (2025). Cognitive Risks of AI: Literacy, Trust, and Critical Thinking. *Journal of Computer Information Systems*, 0(0), 1–13.
<https://doi.org/10.1080/08874417.2025.2582050>
- Kyrychenko, Y., Koo, H. J., Maertens, R., Roozenbeek, J., van der Linden, S., & Götz, F. M. (2025). Profiling misinformation susceptibility. *Personality and Individual Differences*, 241, 113177. <https://doi.org/10.1016/j.paid.2025.113177>
- Landerholm, A. (2025). AI in qualitative health research appraisal: Comparative study. *JMIR Formative Research*, 9, e72815. <https://doi.org/10.2196/72815>
- Lau, G. R., Low, W. Y., Koh, S. M., & Hartanto, A. (2025). *Evaluating AI Alignment in Eleven LLMs through Output-Based Analysis and Human Benchmarking* (No. arXiv:2506.12617). arXiv. <https://doi.org/10.48550/arXiv.2506.12617>
- Lebovitz, S., Lifshitz-Assaf, H., & Levina, N. (2022). To engage or not to engage with AI for critical judgments: How professionals deal with opacity when using AI for medical diagnosis. *Organization Science*, 33(1), 126–148.
<https://doi.org/10.1287/orsc.2021.1549>
- Lee, B. C., & Chung, J. (2024). An empirical investigation of the impact of ChatGPT on creativity. *Nature Human Behaviour*, 8(10), 1906–1914.
<https://doi.org/10.1038/s41562-024-01953-1>
- Lee, C., Kim, J., Lim, J. S., & Shin, D. (2025). Generative AI risks and resilience: How users adapt to hallucination and privacy challenges. *Telematics and Informatics Reports*, 19, 100221. <https://doi.org/10.1016/j.teler.2025.100221>
- Lee, D., Arnold, M., Srivastava, A., Plastow, K., Strelan, P., Ploeckl, F., Lekkas, D., &

- Palmer, E. (2024). The impact of generative AI on higher education learning and teaching: A study of educators' perspectives. *Computers and Education: Artificial Intelligence*, 6, 100221. <https://doi.org/10.1016/j.caeai.2024.100221>
- Lewine, R., Sommers, A., Waford, R., & Robertson, C. (2015). Setting the mood for critical thinking in the classroom. *International Journal for the Scholarship of Teaching and Learning*, 9(2). <https://doi.org/10.20429/ijstotl.2015.090205>
- Liao, Q. V., & Vaughan, J. W. (2023). *AI transparency in the age of LLMs: A human-centered research roadmap* (No. arXiv:2306.01941). arXiv. <https://doi.org/10.48550/arXiv.2306.01941>
- Lilienfeld, S. O., Basterfield, C., Bowes, S. M., & Costello, T. H. (2020). Nobelists gone wild: Case studies in the domain specificity of critical thinking. In R. J. Sternberg & D. F. Halpern (Eds.), *Critical Thinking in Psychology* (2nd ed., pp. 10–38). Cambridge University Press. <https://doi.org/10.1017/9781108684354.003>
- Long, D., & Magerko, B. (2020). What is AI literacy? Competencies and design considerations. *Proceedings of the 2020 CHI Conference on Human Factors in Computing Systems*, 1–16. <https://doi.org/10.1145/3313831.3376727>
- Lucassen, T., & Schraagen, J. M. (2013). The influence of source cues and topic familiarity on credibility evaluation. *Computers in Human Behavior*, 29(4), 1387–1392. <https://doi.org/10.1016/j.chb.2013.01.036>
- Lun, V. M. C., Yeung, J. C., & Ku, K. Y. L. (2023). Effects of mood on critical thinking. *Thinking Skills and Creativity*, 47, 101247. <https://doi.org/10.1016/j.tsc.2023.101247>
- MacCallum, R. C., Browne, M. W., & Sugawara, H. M. (1996). Power analysis and determination of sample size for covariance structure modeling. *Psychological Methods*, 1(2), 130–149.
- Machete, P., & Turpin, M. (2020). The Use of Critical Thinking to Identify Fake News: A

- Systematic Literature Review. In M. Hattingh, M. Matthee, H. Smuts, I. Pappas, Y. K. Dwivedi, & M. Mäntymäki (Eds.), *Responsible Design, Implementation and Use of Information and Communication Technology* (Vol. 12067, pp. 235–246). Springer International Publishing. https://doi.org/10.1007/978-3-030-45002-1_20
- Maertens, R., Götz, F. M., Golino, H. F., Roozenbeek, J., Schneider, C. R., Kyrychenko, Y., Kerr, J. R., Stieger, S., McClanahan, W. P., Drabot, K., He, J., & van der Linden, S. (2024). The Misinformation Susceptibility Test (MIST): A psychometrically validated measure of news veracity discernment. *Behavior Research Methods*, 56(3), 1863–1899. <https://doi.org/10.3758/s13428-023-02124-2>
- Mansoor, H. M. H., Bawazir, A., Alsabri, M. A., Alharbi, A., & Okela, A. H. (2024). Artificial intelligence literacy among university students—A comparative transnational survey. *Frontiers in Communication*, 9. <https://doi.org/10.3389/fcomm.2024.1478476>
- McGrew, S. (2020). Learning to evaluate: An intervention in civic online reasoning. *Computers & Education*, 145, 103711. <https://doi.org/10.1016/j.compedu.2019.103711>
- McPeck, J. E. (1990). Critical thinking and subject specificity: A reply to Ennis. *Educational Researcher*, 19(4), 10. <https://doi.org/10.2307/1176382>
- Merma-Molina, G., Gavilán-Martín, D., & Urrea-Solano, M. (2022). Actively open-minded thinking, personality, and critical thinking in Spanish adolescents: A correlational and predictive study. *International Journal of Instruction*, 15(2), 579–600.
- Mills, K., Ruiz, P., Lee, K., Coenraad, M., Fusco, J., Roschelle, J., & Weisgrau, J. (2024). *AI literacy: A framework to understand, evaluate, and use emerging technology*. Digital Promise. <https://eric.ed.gov/?id=ED671235>
- Montazeri, M., Galavi, Z., & Ahmadian, L. (2024). What are the applications of ChatGPT in

- healthcare: Gain or loss? *Health Science Reports*, 7(2), e1878.
<https://doi.org/10.1002/hsr2.1878>
- Morgan, D. L. (2023). Exploring the use of artificial intelligence for qualitative data analysis: The case of ChatGPT. *International Journal of Qualitative Methods*, 22, 16094069231211248. <https://doi.org/10.1177/16094069231211248>
- Muis, K. R., Chevrier, M., Denton, C. A., & Losenno, K. M. (2021). Epistemic emotions and epistemic cognition predict critical thinking about socio-scientific issues. *Frontiers in Education*, 6. <https://doi.org/10.3389/feduc.2021.669908>
- Nederhof, A. J. (1985). Methods of coping with social desirability bias: A review. *European Journal of Social Psychology*, 15(3), 263–280.
<https://doi.org/10.1002/ejsp.2420150303>
- Ng, D. T. K., Leung, J. K. L., Chu, S. K. W., & Qiao, M. S. (2021). Conceptualizing AI literacy: An exploratory review. *Computers and Education: Artificial Intelligence*, 2, 100041. <https://doi.org/10.1016/j.caeai.2021.100041>
- Noy, S., & Zhang, W. (2023). Experimental evidence on the productivity effects of generative artificial intelligence. *Science*, 381(6654), 187–192.
<https://doi.org/10.1126/science.adh2586>
- Orhan, A. (2022). California Critical Thinking Disposition Inventory: Reliability generalization meta-analysis. *Journal of Psychoeducational Assessment*, 40(2), 202–220. <https://doi.org/10.1177/07342829211048962>
- Otero, I., Salgado, J. F., & Moscoso, S. (2022). Cognitive reflection, cognitive intelligence, and cognitive abilities: A meta-analysis. *Intelligence*, 90, 101614.
<https://doi.org/10.1016/j.intell.2021.101614>
- Park, J. (2025). A systematic literature review of generative artificial intelligence (GenAI) literacy in schools. *Computers and Education: Artificial Intelligence*, 9, 100487.

<https://doi.org/10.1016/j.caeai.2025.100487>

- Pasquinelli, E., Farina, M., Bedel, A., & Casati, R. (2021). Naturalizing critical thinking: Consequences for education, blueprint for future research in cognitive science. *Mind, Brain, and Education*, 15(2), 168–176. <https://doi.org/10.1111/mbe.12286>
- Pennycook, G., & Rand, D. G. (2019). Lazy, not biased: Susceptibility to partisan fake news is better explained by lack of reasoning than by motivated reasoning. *Cognition*, 188, 39–50. <https://doi.org/10.1016/j.cognition.2018.06.011>
- Perry, J. L., Nicholls, A. R., Clough, P. J., & Crust, L. (2015). Assessing model fit: Caveats and recommendations for confirmatory factor analysis and exploratory structural equation modeling. *Measurement in Physical Education and Exercise Science*, 19(1), 12–21. <https://doi.org/10.1080/1091367X.2014.952370>
- Pinski, M., & Benlian, A. (2024). AI literacy for users – A comprehensive review and future research directions of learning methods, components, and effects. *Computers in Human Behavior: Artificial Humans*, 2(1), 100062. <https://doi.org/10.1016/j.chbah.2024.100062>
- Poder, T. G., Coulibaly, L. P., Hassan, A. I., Conombo, B., & Laberge, M. (2022). Test–retest reliability of the Cost for Patients Questionnaire. *International Journal of Technology Assessment in Health Care*, 38(1), e65. <https://doi.org/10.1017/S0266462322000460>
- Preacher, K. J., Zhang, G., Kim, C., & Mels, G. (2013). Choosing the optimal number of factors in exploratory factor analysis: A model selection perspective. *Multivariate Behavioral Research*, 48(1), 28–56. <https://doi.org/10.1080/00273171.2012.710386>
- Promma, W., Imjai, N., Usman, B., & Aujirapongpan, S. (2025). The influence of AI literacy on complex problem-solving skills through systematic thinking skills and intuition thinking skills: An empirical study in Thai gen Z accounting students. *Computers and Education: Artificial Intelligence*, 8, 100382.

<https://doi.org/10.1016/j.caeai.2025.100382>

Puig, B., Blanco-Anaya, P., & Pérez-Maceira, J. J. (2021). “Fake news” or real science?

Critical thinking to assess information on COVID-19. *Frontiers in Education*, 6,

646909. <https://doi.org/10.3389/feduc.2021.646909>

Quelle, D., & Bovet, A. (2024). The perils and promises of fact-checking with large language models. *Frontiers in Artificial Intelligence*, 7.

<https://doi.org/10.3389/frai.2024.1341697>

R Core Team. (2025). *R: A language and environment for statistical computing* (Version

4.5.2) [Computer software]. R Foundation for Statistical Computing. [https://www.R-](https://www.R-project.org/)

[project.org/](https://www.R-project.org/)

Raelison, M., Boissin, E., Borst, G., & De Neys, W. (2021). From slow to fast logic: The development of logical intuitions. *Thinking & Reasoning*, 27(4), 599–622.

<https://doi.org/10.1080/13546783.2021.1885488>

Ravens-Sieberer, U., Devine, J., Bevans, K., Riley, A. W., Moon, J., Salsman, J. M., &

Forrest, C. B. (2014). Subjective well-being measures for children were developed

within the PROMIS project: Presentation of first results. *Journal of Clinical*

Epidemiology, 67(2), 207–218. <https://doi.org/10.1016/j.jclinepi.2013.08.018>

Revelle, W. (2025). *psych: Procedures for psychological, psychometric, and personality*

research (Version 2.5.6) [Computer software]. The R Foundation. [https://CRAN.R-](https://CRAN.R-project.org/package=psych)

[project.org/package=psych](https://CRAN.R-project.org/package=psych)

Reynolds, W. (1982). Development of reliable and valid short forms of the marlowe-crowne social desirability scale. *Journal of Clinical Psychology*, 38, 119–125.

[https://doi.org/10.1002/1097-4679\(198201\)38:1%25253C119::AID-](https://doi.org/10.1002/1097-4679(198201)38:1%25253C119::AID-JCLP2270380118%25253E3.0.CO;2-I)

[JCLP2270380118%25253E3.0.CO;2-I](https://doi.org/10.1002/1097-4679(198201)38:1%25253C119::AID-JCLP2270380118%25253E3.0.CO;2-I)

Rheu, M., Shin, J. Y., Peng, W., & Huh-Yoo, J. (2021). Systematic review: Trust-building

- factors and implications for conversational agent design. *International Journal of Human–Computer Interaction*, 37(1), 81–96.
<https://doi.org/10.1080/10447318.2020.1807710>
- Risko, E. F., & Gilbert, S. J. (2016). Cognitive offloading. *Trends in Cognitive Sciences*, 20(9), 676–688. <https://doi.org/10.1016/j.tics.2016.07.002>
- Roozenbeek, J., Schneider, C. R., Dryhurst, S., Kerr, J., Freeman, A. L. J., Recchia, G., van der Bles, A. M., & van der Linden, S. (2020). Susceptibility to misinformation about COVID-19 around the world. *Royal Society Open Science*, 7(10), 201199.
<https://doi.org/10.1098/rsos.201199>
- Rosseel, Y., Jorgensen, T. D., Wilde, L. D., Oberski, D., Byrnes, J., Vanbrabant, L., Savalei, V., Merkle, E., Hallquist, M., Rhemtulla, M., Katsikatsou, M., Barendse, M., Rockwood, N., Scharf, F., Du, H., Jamil, H., & Classe, F. (2025). *lavaan: Latent Variable Analysis* (Version 0.6-20) [Computer software]. <https://cran.r-project.org/web/packages/lavaan/index.html>
- Ruthruff, E., Johnston, J. C., & Van Selst, M. (2001). Why practice reduces dual-task interference. *Journal of Experimental Psychology: Human Perception and Performance*, 27(1), 3–21. <https://doi.org/10.1037/0096-1523.27.1.3>
- Savage, T., Wang, J., Gallo, R., Boukil, A., Patel, V., Safavi-Naini, S. A. A., Soroush, A., & Chen, J. H. (2025). Large language model uncertainty proxies: Discrimination and calibration for medical diagnosis and treatment. *Journal of the American Medical Informatics Association: JAMIA*, 32(1), 139–149.
<https://doi.org/10.1093/jamia/ocae254>
- Schwarz, N. (2012). Feelings-as-information theory. In P. Van Lange, A. Kruglanski, & E. Higgins (Eds.), *Handbook of Theories of Social Psychology: Volume 1* (pp. 289–308). SAGE Publications Ltd. <https://doi.org/10.4135/9781446249215.n15>

- Shi, D., & Maydeu-Olivares, A. (2020). The effect of estimation methods on SEM fit indices. *Educational and Psychological Measurement*, 80(3), 421–445.
<https://doi.org/10.1177/0013164419885164>
- Shrestha, N. (2021). Factor analysis as a tool for survey analysis. *American Journal of Applied Mathematics and Statistics*, 9(1), 4–11. <https://doi.org/10.12691/ajams-9-1-2>
- Simon, S., Sankaranarayanan, S., Tajik, E., Borchers, C., Shahrokhian, B., Balzan, F., Strauß, S., Viswanathan, S. A., Ataş, A. H., Čarapina, M., Liang, L., & Celik, B. (2025). Comparing a human's and a multi-agent system's thematic analysis: Assessing qualitative coding consistency. In A. I. Cristea, E. Walker, Y. Lu, O. C. Santos, & S. Isotani (Eds.), *Artificial Intelligence in Education* (pp. 60–73). Springer Nature Switzerland. https://doi.org/10.1007/978-3-031-98420-4_5
- Sinayev, A., & Peters, E. (2015). Cognitive reflection vs. Calculation in decision making. *Frontiers in Psychology*, 6. <https://doi.org/10.3389/fpsyg.2015.00532>
- Sindermann, C., Sha, P., Zhou, M., Wernicke, J., Schmitt, H. S., Li, M., Sariyska, R., Stavrou, M., Becker, B., & Montag, C. (2021). Assessing the Attitude Towards Artificial Intelligence: Introduction of a Short Measure in German, Chinese, and English Language. *KI - Künstliche Intelligenz*, 35(1), 109–118.
<https://doi.org/10.1007/s13218-020-00689-0>
- Singh, A., Taneja, K., Guan, Z., & Ghosh, A. (2025). *Protecting human cognition in the age of AI* (No. arXiv:2502.12447). arXiv. <https://doi.org/10.48550/arXiv.2502.12447>
- Sosu, E. M. (2013). The development and psychometric validation of a Critical Thinking Disposition Scale. *Thinking Skills and Creativity*, 9, 107–119.
<https://doi.org/10.1016/j.tsc.2012.09.002>
- Soto, C. J., & John, O. P. (2017). Short and extra-short forms of the Big Five Inventory–2: The BFI-2-S and BFI-2-XS. *Journal of Research in Personality*, 68, 69–81.

<https://doi.org/10.1016/j.jrp.2017.02.004>

Sperber, D., Clément, F., Heintz, C., Mascaro, O., Mercier, H., Origg, G., & Wilson, D.

(2010). Epistemic vigilance. *Mind & Language*, 25(4), 359–393.

<https://doi.org/10.1111/j.1468-0017.2010.01394.x>

Stadler, M., Bannert, M., & Sailer, M. (2024). Cognitive ease at a cost: LLMs reduce mental

effort but compromise depth in student scientific inquiry. *Computers in Human*

Behavior, 160, 108386. <https://doi.org/10.1016/j.chb.2024.108386>

Stanovich, K. E., & Toplak, M. E. (2023). Actively open-minded thinking and its

measurement. *Journal of Intelligence*, 11(2), 27.

<https://doi.org/10.3390/jintelligence11020027>

Stanovich, K. E., & West, R. F. (2008). On the relative independence of thinking biases and

cognitive ability. *Journal of Personality and Social Psychology*, 94(4), 672–695.

<https://doi.org/10.1037/0022-3514.94.4.672>

Stedman, N. L. P., Irani, T. A., Friedel, C., Rhoades, E. B., & Ricketts, J. C. (2009).

Relationships between critical thinking disposition and need for cognition among

undergraduate students enrolled in leadership courses. *NACTA Journal*, 53(3), 62–70.

Stevic, A., Hodzic, S., Matthes, J., Nanz, A., Binder, A., & Chan, M. (2025). *Generative AI*

literacy: Key antecedents and outcomes among youth in four countries (SSRN

Scholarly Paper No. 5277061). Social Science Research Network.

<https://doi.org/10.2139/ssrn.5277061>

Stieger, S., & Reips, U.-D. (2016). A limitation of the Cognitive Reflection Test: Familiarity.

PeerJ, 4, e2395. <https://doi.org/10.7717/peerj.2395>

Stockmeyer, N. O. (2008). *Using Microsoft Word's Readability Program* (SSRN Scholarly

Paper No. 1210962). Social Science Research Network.

<https://papers.ssrn.com/abstract=1210962>

- Streiner, D. L., Norman, G. R., & Cairney, J. (2024). *Health measurement scales: A practical guide to their development and use*. Oxford University Press.
- Stupples, E. J. N., Maratos, F. A., Elander, J., Hunt, T. E., Cheung, K. Y. F., & Aubeeluck, A. V. (2017). Development of the Critical Thinking Toolkit (CriTT): A measure of student attitudes and beliefs about critical thinking. *Thinking Skills and Creativity*, 23, 91–100. <https://doi.org/10.1016/j.tsc.2016.11.007>
- Sultan, M., Tump, A. N., Ehmann, N., Lorenz-Spreen, P., Hertwig, R., Gollwitzer, A., & Kurvers, R. H. J. M. (2024). Susceptibility to online misinformation: A systematic meta-analysis of demographic and psychological factors. *Proceedings of the National Academy of Sciences*, 121(47), e2409329121. <https://doi.org/10.1073/pnas.2409329121>
- Sun, F., Li, N., Wang, K., & Goette, L. (2025). *Large Language Models are overconfident and amplify human bias* (No. arXiv:2505.02151). arXiv. <https://doi.org/10.48550/arXiv.2505.02151>
- Suriano, R., Plebe, A., Acciai, A., & Fabio, R. A. (2025). Student interaction with ChatGPT can promote complex critical thinking skills. *Learning and Instruction*, 95, 102011. <https://doi.org/10.1016/j.learninstruc.2024.102011>
- Taube, K. T. (1997). Critical thinking ability and disposition as factors of performance on a written critical thinking test. *The Journal of General Education*, 46(2), 129–164.
- Thomas, D. (2020). Social media addiction, critical thinking, and achievement emotions among EFL students in Thailand. *Asia Pacific Journal of Educators and Education*, 35, 157–171. <https://doi.org/10.21315/apjee2020.35.1.9>
- Thomson, K. S., & Oppenheimer, D. M. (2016). Investigating an alternate form of the cognitive reflection test. *Judgment and Decision Making*, 11(1), 99–113. <https://doi.org/10.1017/S1930297500007622>

- Thornhill-Miller, B., Camarda, A., Mercier, M., Burkhardt, J.-M., Morisseau, T., Bourgeois-Bougrine, S., Vinchon, F., El Hayek, S., Augereau-Landais, M., Mourey, F., Feybesse, C., Sundquist, D., & Lubart, T. (2023). Creativity, critical thinking, communication, and collaboration: Assessment, certification, and promotion of 21st century skills for the future of work and education. *Journal of Intelligence*, 11(3), 54. <https://doi.org/10.3390/jintelligence11030054>
- Topol, E. J. (2019). High-performance medicine: The convergence of human and artificial intelligence. *Nature Medicine*, 25(1), 44–56. <https://doi.org/10.1038/s41591-018-0300-7>
- Tutuncuoglu, B. T. (2025). *Designing for trust: The aesthetics and language of AI interfaces in shaping human perception* (SSRN Scholarly Paper No. 5271705). Social Science Research Network. <https://doi.org/10.2139/ssrn.5271705>
- Valenzuela, J., Nieto, A. M., & Saiz, C. (2017). Critical Thinking Motivational Scale: A contribution to the study of relationship between critical thinking and motivation. *Electronic Journal of Research in Education Psychology*, 9(24), 823–848. <https://doi.org/10.25115/ejrep.v9i24.1475>
- Walsh, C. M., & Hardy, R. C. (1999). Dispositional differences in critical thinking related to gender and academic major. *Journal of Nursing Education*, 38(4), 149–155. <https://doi.org/10.3928/0148-4834-19990401-04>
- Watson, D., Clark, L. A., & Tellegen, A. (1988). Development and validation of brief measures of positive and negative affect: The PANAS scales. *Journal of Personality and Social Psychology*, 54(6), 1063–1070. <https://doi.org/10.1037/0022-3514.54.6.1063>
- Wickham, H., François, R., Henry, L., Müller, K., Vaughan, D., Software, P., & PBC. (2023). *dplyr: A Grammar of Data Manipulation* (Version 1.1.4) [Computer software]. The R

- Foundation. <https://cran.r-project.org/web/packages/dplyr/index.html>
- Wickham, H., Vaughan, D., Girlich, M., Ushey, K., Software, P., & PBC. (2024). *tidyr: Tidy Messy Data* (Version 1.3.1) [Computer software]. The R Foundation. <https://cran.r-project.org/web/packages/tidyr/index.html>
- Windle, C. (1955). Further studies of test-retest effect on personality questionnaires. *Educational and Psychological Measurement*, 15(3), 246–253. <https://doi.org/10.1177/001316445501500304>
- Woike, J. K. (2019). Upon repeated reflection: Consequences of frequent exposure to the Cognitive Reflection Test for Mechanical Turk participants. *Frontiers in Psychology*, 10, 2646. <https://doi.org/10.3389/fpsyg.2019.02646>
- Xiao, Z., Yuan, X., Liao, Q. V., Abdelghani, R., & Oudeyer, P.-Y. (2023). Supporting qualitative analysis with large language models: Combining codebook with GPT-3 for deductive coding. *Companion Proceedings of the 28th International Conference on Intelligent User Interfaces*, 75–78. <https://doi.org/10.1145/3581754.3584136>
- Xu, R., Feng, Y., & Chen, H. (2023). *ChatGPT vs. Google: A comparative study of search performance and user experience* (Version 1). arXiv. <https://doi.org/10.48550/ARXIV.2307.01135>
- Zhang, C., & Magerko, B. (2025). *Generative AI literacy: A comprehensive framework for literacy and responsible use* (No. arXiv:2504.19038). arXiv. <https://doi.org/10.48550/arXiv.2504.19038>
- Zhang, Q., & Zhang, J. (2013). Instructors' positive emotions: Effects on student engagement and critical thinking in U.S. and Chinese classrooms. *Communication Education*, 62(4), 395–411. <https://doi.org/10.1080/03634523.2013.828842>

Supplementary Materials

Table S1

Initial 90 Items Created for the Construct of Critical Thinking in AI Use

Dimension	Item
Verification and Rigorous Evaluation Focuses on explicit, proactive checking and verifying of AI-generated outputs	<ol style="list-style-type: none"> 1. I tend to check the sources of AI-generated information before fully relying on it. 2. I try to think about whether AI information is still up to date before using it. 3. I sometimes look at other sources or expert opinions to assess AI outputs. 4. I am willing to invest time to check the reliability of AI-generated content. 5. I often prioritize accuracy over convenience when evaluating AI-generated information. 6. I sometimes look out for errors or inconsistencies in AI-generated content. 7. I make it a habit to confirm AI-generated information with reliable references. 8. I usually double-check important details provided by AI before acting on them. 9. I rarely accept AI-generated answers without verifying them first. 10. I take extra care to confirm factual claims made by AI tools. 11. I cross-check AI outputs with trusted sources whenever possible. 12. I try to verify whether AI-generated information matches established evidence. 13. I make sure AI information is supported by credible data before using it. 14. I often compare AI-generated results with my own prior knowledge. 15. I try to test the consistency of AI responses by asking follow-up questions. 16. I often recheck AI-generated facts if they seem too good to be true. 17. I take steps to confirm that AI outputs are not outdated or misleading. 18. I usually question AI responses until I see supporting evidence.
Reflective Scepticism and Bias Awareness Captures cautious, sceptical stance towards AI, including awareness of	<ol style="list-style-type: none"> 1. I try to stay sceptical about AI-generated information until I feel confident it's valid. 2. I usually prefer to use my own judgement rather than just follow AI suggestions. 3. I often reflect on whether AI responses might be biased in some way.

manipulation and biases	<ol style="list-style-type: none"> 4. I try to figure out reasons when I see AI giving conflicting answers. 5. I sometimes wonder if AI-generated content is meant to shape my behaviour. 6. I often wonder if AI content might reflect someone else's goals or interests. 7. I sometimes feel cautious if AI outputs strongly agree with what I already believe. 8. I tend to question whether AI responses might leave out important viewpoints. 9. I sometimes doubt whether AI outputs are influenced by the data it was trained on. 10. I often think about who might benefit if I accept an AI recommendation. 11. I try to stay alert to whether AI-generated content could be slanted in a particular direction. 12. I sometimes check if AI outputs sound persuasive rather than objective. 13. I often reflect on whether AI systems are designed to nudge users toward certain choices. 14. I usually pause to consider whether AI suggestions could be misleading, even unintentionally. 15. I sometimes worry that AI outputs might reinforce stereotypes or unfair assumptions. 16. I often wonder whether AI-generated content is shaped by hidden commercial interests. 17. I sometimes test AI with different prompts to see if it gives contradictory answers. 18. I try to stay aware that AI systems might present information in ways that affect my opinions.
Openness and Flexibility of Thought	<ol style="list-style-type: none"> 1. I often think about alternative viewpoints instead of only relying on AI answers. 2. I consider multiple possible explanations before accepting AI-generated conclusions. 3. I often reconsider my views when I come across evidence that doesn't match AI information. 4. I sometimes talk to others about AI-generated information to hear different views. 5. I often consider how my own assumptions might affect how I see AI-generated content 6. I try to stay open to revising my views when AI content challenges what I think. 7. I sometimes explore perspectives that AI does not mention. 8. I am willing to change my mind if new information suggests the AI might be wrong. 9. I like to compare AI-generated ideas with different sources before deciding what to believe. 10. I often think about whether there are other ways to interpret the same information AI provides.

Measures willingness to adjust beliefs, seek diverse viewpoints, and consider alternative explanations

	11. I sometimes reflect on how people with different experiences might see AI outputs differently. 12. I enjoy considering multiple options even if AI suggests only one answer. 13. I sometimes play with alternative scenarios to test how reliable AI information is. 14. I try to imagine how people from other cultures might respond to AI content. 15. I often ask myself what assumptions AI might be making that shape its answers. 16. I sometimes question whether my first reaction to AI-generated content is the only valid one. 17. I am open to the possibility that AI responses can be both helpful and limited at the same time. 18. I often reflect on how AI information fits alongside my own experiences and values.
Intrinsic Motivation to Understand AI Reflects curiosity, enjoyment, and internal drive to understand AI systems and their processes	1. I try to understand how AI outputs are generated, when possible. 2. I sometimes feel motivated to learn how AI works to judge its outputs better. 3. I try to understand the reasoning or logic behind AI's recommendations. 4. I think it can be helpful to understand how AI models are trained to assess their reliability. 5. I try to stay updated on what AI can and cannot do 6. I enjoy questioning AI-generated outputs rather than passively consuming them. 7. I often explore how AI arrives at its answers out of curiosity. 8. I enjoy learning about the limitations of AI systems. 9. I sometimes look into the methods AI uses to generate information. 10. I find it interesting to learn why AI might give different answers to the same question. 11. I like to read or watch materials that explain how AI works. 12. I enjoy discovering the strengths and weaknesses of AI tools. 13. I sometimes investigate why AI makes mistakes in its responses. 14. I feel motivated to deepen my understanding of AI beyond just using it. 15. I often reflect on the factors that could influence how AI produces its outputs. 16. I like to test AI with different questions to see how it responds. 17. I find it rewarding to understand the principles behind AI decision-making. 18. I enjoy keeping up with new developments in AI to better understand its capabilities.

Ethical and Societal Reflection	<ol style="list-style-type: none"> 1. I sometimes consider the broader consequences of using AI outputs when making decisions. 2. I often think about potential ethical concerns related to AI-generated content. 3. I sometimes consider how widespread AI use might affect society. 4. I think it is important to have human oversight when using AI-generated information. 5. I sometimes think about whether I depend too much on AI for some tasks. 6. I try to question AI outputs as a way to strengthen my thinking. 7. I often reflect on whether AI-generated content treats all groups fairly. 8. I sometimes think about how AI might influence people's decision-making power. 9. I consider whether relying on AI too much could weaken human critical thinking. 10. I sometimes wonder about the environmental costs of creating and running AI systems. 11. I often reflect on whether AI tools respect people's privacy. 12. I sometimes think about who gains or loses power from the growing use of AI. 13. I consider whether AI-generated information could increase inequality in society. 14. I sometimes reflect on whether AI outputs encourage or discourage independent thought. 15. I often think about the responsibility people should take when relying on AI. 16. I sometimes reflect on whether AI-generated content aligns with my ethical values. 17. I often think about how over-reliance on AI might change the way people interact with each other. 18. I sometimes consider whether AI tools are designed more to benefit companies than to help people.
--	--

Table S2*27 Items Used for EFA*

Dimension	Item
Verification and Rigorous Evaluation Focuses on explicit, proactive checking and verifying of AI-generated outputs	1. I often look at the sources of AI content before I rely on it. 2. I try to check if AI information is still up to date before using it. 3. I sometimes check other sources or expert opinions to help judge what AI says. 4. I try to check whether AI content is reliable. 5. I think it is important to check the accuracy of AI information 6. I often check AI content to make sure it is correct and clear
Reflective Scepticism and Bias Awareness Captures cautious, sceptical stance towards AI, including awareness of manipulation and biases	7. I try to stay sceptical of AI information until I am sure it is accurate. 8. I usually trust my own judgment more than AI suggestions. 9. I often wonder if AI responses are biased in any way. 10. I sometimes wonder if AI content is trying to change how I act. 11. I sometimes feel uneasy when AI responses strongly match my own beliefs.
Openness and Flexibility of Thought Measures willingness to adjust beliefs, seek diverse viewpoints, and consider alternative explanations	12. I often consider other viewpoints, not just what AI says. 13. I try to look at things in more than one way before deciding if I agree with what AI says 14. I sometimes discuss AI content with others to get different perspectives. 15. I know there can be more than one good answer, even if AI gives just one. 16. I am willing to change my mind if I find strong reasons to disagree with what AI says.
Intrinsic Motivation to Understand AI Reflects curiosity, enjoyment, and internal drive to understand AI systems and their processes	17. I try to understand how AI creates its answers whenever I can. 18. Sometimes I feel motivated to learn how AI works so I can judge its answers better. 19. I try to understand why the AI makes certain recommendations. 20. I think it is helpful to understand how AI models are trained when judging how reliable they are. 21. I try to stay updated on what AI can and cannot do. 22. I try to understand why AI gives different answers.
Ethical and Societal Reflection	23. I sometimes think about how using AI might affect the environment 24. I often think about the ethical problems that AI content

Encompasses broader consideration of ethics, human oversight, and societal consequences of AI reliance	might cause. 25. Sometimes I think about how the growing use of AI might change society. 26. I sometimes think about who benefits or gets hurt by the things AI says. 27. I often think about how my use of AI might affect others
--	---

Table S3*Study 2 Demographic Distribution*

Demographic variables	Distribution (N = 270)
Age ('What is your age?')	$M_{\text{age}} = 44.25$, $SD_{\text{age}} = 13.30$
Sex	Female (n = 143), Male (n = 127)
Income ('What is your annual income?')	≤ USD 15,000 (n = 31), USD 15,001–25,000 (n = 34), USD 25,000–35,000 (n = 30), USD 35,001–50,000 (n = 40), USD 50,001–75,000 (n = 55), USD 75,001–100,000 (n = 32), USD 100,001–150,000 (n = 31), ≥ USD 150,001 (n = 17)
Education ('What is your highest education level?')	High school (n = 99), Associate's degree (n = 36), Bachelor's degree (n = 95), Master's degree (n = 29), Doctorate degree (n = 9), Others (n = 2)
Race ('What is your race?')	Caucasian White (n = 186), African American (n = 31), Hispanic (n = 20), Asian (n = 25), Mixed (n = 5), Others (n = 3)
Nationality ('What is your nationality?')	American (n = 259), Non-American (n = 11)

Table S4*Study 3 Demographic Distribution*

Demographic variables	Distribution (N = 376)
Age ('What is your age?')	$M_{\text{age}} = 44.97$, $SD_{\text{age}} = 14.06$
Sex	Female (n = 201), Male (n = 175)
Income ('What is your annual income?')	≤ USD 15,000 (n = 41), USD 15,001–25,000 (n = 29), USD 25,000–35,000 (n = 49), USD 35,001–50,000 (n = 47), USD 50,001–75,000 (n = 71), USD 75,001–100,000 (n = 67), USD 100,001–150,000 (n = 46), ≥ USD 150,001 (n = 26)
Education ('What is your highest education level?')	High school (n = 103), Associate's degree (n = 53), Bachelor's degree (n = 133), Master's degree (n = 64), Doctorate degree (n = 15), Others (n = 8)
Race ('What is your race?')	Caucasian White (n = 237), African American (n = 61), Hispanic (n = 26), Asian (n = 27), Mixed (n = 16), Others (n = 7)
Nationality ('What is your nationality?')	American (n = 366), Non-American (n = 10)

Table S5*Study 4 Demographic Distribution*

Demographic variables	Distribution (N = 290)
Age ('What is your age?')	$M_{\text{age}} = 42.3$, $SD_{\text{age}} = 12.7$
Sex	Female (n = 147), Male (n = 143)
Income ('What is your annual income?')	≤ USD 15,000 (n = 30), USD 15,001–25,000 (n = 29), USD 25,000–35,000 (n = 27), USD 35,001–50,000 (n = 30), USD 50,001–75,000 (n = 79), USD 75,001–100,000 (n = 36), USD 100,001–150,000 (n = 40), ≥ USD 150,001 (n = 19)
Education ('What is your highest education level?')	No formal education (n = 1) High school (n = 72), Associate's degree (n = 34), Bachelor's degree (n = 120), Master's degree (n = 44), Doctorate degree (n = 18), Others (n = 1)
Race ('What is your race?')	Caucasian White (n = 183), African American (n = 45), Hispanic (n = 22), Asian (n = 29), Mixed (n = 8), Others (n = 3)
Nationality ('What is your nationality?')	American (n = 272), Non-American (n = 18)

Table S6*Study 5 Demographic Distribution for 1-Week Test-Retest Interval*

Demographic variables	Distribution (N = 92)
Age ('What is your age?')	$M_{\text{age}} = 21.13$, $SD_{\text{age}} = 1.69$
Sex	Female (n = 62), Male (n = 30)
Income ('What is your household's total monthly income before taxes and deductions, in Singapore dollars (SGD)?')	Below 2,000 (n = 8), 2,000–4,999 (n = 9), 5,000–7,999 (n = 16), 8,000–10,999 (n = 11), 11,000–14,999 (n = 13), 15,000–19,999 (n = 12), 20,000–29,999 (n = 16), 30,000–49,999 (n = 4), Above 50,000 (n = 3)
Monthly allowance ("What is your monthly allowance/income, in Singapore dollars (SGD)?")	Below 99 (n = 12), 100–199 (n = 3), 200–499 (n = 24), 500–999 (n = 36), 1,000–1,999 (n = 10), 2,000–3,999 (n = 6), 4,000–6,999 (n = 1)
Year of study ("What is your current year of study?")	Year 1 (n = 26), Year 2 (n = 27), Year 3 (n = 29), Year 4 (n = 10)
Race ('What is your race?')	Chinese (n = 73), Indian (n = 8), Others (n = 11)
Nationality ('What is your nationality?')	Singaporean (n = 77), Non-Singaporean (n = 15)

Table S7*Study 5 Demographic Distribution for 2-Week Test-Retest Interval*

Demographic variables	Distribution (N = 122)
Age ('What is your age?')	$M_{\text{age}} = 24.15$, $SD_{\text{age}} = 3.57$
Sex	Female (n = 73), Male (n = 47), Prefer not to say (2)
Income ('Please indicate your estimated monthly household income (SGD)')	< \$2000 (n = 9), \$2000 - \$5999 (n = 28), \$6000 - \$9999 (n = 32), \$10,000 - \$14,999 (n = 27), \$15,000 - \$19,999 (n = 12), > \$20,000 (n = 14)
Race ('What is your race?')	Chinese (n = 104), Malay (n = 5), Indian (n = 7), Others (n = 6)
Nationality ('What is your nationality?')	Singaporean (n = 115), Non-Singaporean (n = 7)

Table S8

Study 6 Demographic Distribution

Demographic variables	Distribution (N = 191)
Age ('What is your age?')	$M_{age} = 44.65$, $SD_{age} = 14.34$
Sex	Female (n = 96), Male (n = 93) Prefer not to say (n = 2)
Race ('What is your race?')	Caucasian White (n = 127), African American (n = 31), Asian (n = 21), Mixed (n = 8), Others (n = 4)

Table S9*1-Week Test-Retest Interval: Item-Level Intraclass Correlations (ICCs) for 13-Item AICTS*

Item	ICC (item-level)
1) I often look at the sources of AI content before I rely on it.	0.67
2) I sometimes check other sources or expert opinions to help judge what AI says.	0.44
3) I try to check whether AI content is reliable.	0.57
4) I think it is important to check the accuracy of AI information.	0.45
5) I often check AI content to make sure it is correct and clear.	0.52
6) I try to understand how AI creates its answers whenever I can.	0.47
7) Sometimes I feel motivated to learn how AI works so I can judge its answers better.	0.48
8) I try to understand why the AI makes certain recommendations.	0.61
9) I try to understand why AI gives different answers.	0.63
10) I sometimes think about how using AI might affect the environment.	0.58
11) I often think about the ethical problems that AI content might cause.	0.71
12) Sometimes I think about how the growing use of AI might change society.	0.39
13) I sometimes think about who benefits or gets hurt by the things AI says.	0.60

Note. ICCs are item-level intraclass correlations computed between T1 and T2 with a 1-week interval.

Table S10*2-Week Test-Retest Interval: Item-Level Intraclass Correlations (ICCs) for 13-Item AICTS*

Item	ICC (item-level)
1) I often look at the sources of AI content before I rely on it.	0.45
2) I sometimes check other sources or expert opinions to help judge what AI says.	0.38
3) I try to check whether AI content is reliable.	0.54
4) I think it is important to check the accuracy of AI information.	0.50
5) I often check AI content to make sure it is correct and clear.	0.39
6) I try to understand how AI creates its answers whenever I can.	0.44
7) Sometimes I feel motivated to learn how AI works so I can judge its answers better.	0.64
8) I try to understand why the AI makes certain recommendations.	0.45
9) I try to understand why AI gives different answers.	0.40
10) I sometimes think about how using AI might affect the environment.	0.58
11) I often think about the ethical problems that AI content might cause.	0.49
12) Sometimes I think about how the growing use of AI might change society.	0.40
13) I sometimes think about who benefits or gets hurt by the things AI says.	0.36

Note. ICCs are item-level intraclass correlations computed between T1 and T2 with a 2-week interval.

Table S11

Exploratory Factor Analysis of the 13-Item Critical Thinking in AI Use Scale Using Principal Axis Factoring with Oblimin Rotation (N = 270)

Pattern loadings, communalities, uniqueness, and complexity						
Item	Verification	Motivation	Reflection	h²	u²	com
I often look at the sources of AI content before I rely on it.	0.71	—	—	0.52	0.48	1.00
I sometimes check other sources or expert opinions to help judge what AI says.	0.71	—	—	0.60	0.40	1.00
I try to check whether AI content is reliable.	0.93	—	—	0.79	0.21	1.00
I think it is important to check the accuracy of AI information.	0.63	—	—	0.50	0.50	1.10
I often check AI content to make sure it is correct and clear.	0.79	—	—	0.64	0.36	1.00
I try to understand how AI creates its answers whenever I can.	—	0.79	—	0.61	0.39	1.00
Sometimes I feel motivated to learn how AI works so I can judge its answers better.	—	0.76	—	0.54	0.46	1.00
I try to understand why the AI makes certain recommendations.	—	0.81	—	0.71	0.29	1.00
I try to understand why AI gives different answers.	—	0.78	—	0.65	0.35	1.00
I sometimes think about how using AI might affect the environment.	—	—	0.79	0.59	0.41	1.00
I often think about the ethical problems that AI content might cause.	—	—	0.87	0.77	0.23	1.00
Sometimes I think about how the growing use of AI might change society.	—	—	0.51	0.39	0.61	1.20
I sometimes think about who benefits or gets hurt by the things AI says.	—	—	0.62	0.47	0.53	1.00

Note. Loadings are standardized; values < .30 are suppressed (shown as em dashes). h^2 = communality; u^2 = uniqueness; com = item complexity. All items loaded cleanly onto their intended factors, with minimal cross-loadings and adequate communalities ($h^2 \geq .39$).

Factor correlations

	Verification	Motivation	Reflection
Verification	1.00	0.62	0.51
Motivation	0.62	1.00	0.42
Reflection	0.51	0.42	1.00

Note. Moderate correlations among factors ($r = .42-.62$) support oblique rotation, indicating that while the dimensions are related, each captures unique variance in the construct of critical thinking in AI use.

Factor-level statistics

	Verification	Motivation	Reflection
SS loadings (eigenvalues)	3.03	2.56	2.18
Proportion variance	0.23	0.20	0.17
Cumulative variance	0.23	0.43	0.60
Proportion explained (common variance)	0.39	0.33	0.28
Cumulative proportion explained	0.39	0.72	1.00

Note. SS loadings reflect eigenvalues of the reduced correlation matrix. Proportion Var is the proportion of common variance attributed to each factor. The three factors accounted for 60% of the total variance. Verification explained the largest share (23%), followed by Motivation (20%) and Reflection (17%), consistent with theoretical expectations.

Model fit and test statistics

Statistic	Value
Null model χ^2	1821.67
Null model df	78
Model χ^2 (likelihood)	57.79
Model df	42
p-value (likelihood χ^2)	0.05
Empirical χ^2	20.23
RMSR	0.02
RMSR (df corrected)	0.03
RMSEA [90% CI]	0.037 [0.000, 0.059]
Tucker–Lewis Index (TLI)	0.983
BIC	-177.35
Mean item complexity	1.00
Fit based upon off-diagonal values	1

Note. Model fit indices suggested excellent fit. The borderline non-significance further indicated that the hypothesized three-factor model adequately represented the data, balancing parsimony and fit. RMSR = root mean square residual; RMSEA = root mean square error of approximation; BIC = Bayesian Information Criterion.

Factor score adequacy

	Verification	Motivation	Reflection
Correlation of (regression) scores with factors	0.95	0.94	0.93

Multiple R ² of scores with factors	0.91	0.88	0.87
Minimum correlation of possible factor scores	0.81	0.77	0.73
<i>Note.</i> Factor score adequacy values indicated that regression-based factor scores were highly reliable ($R^2 = .87-.91$), with strong correlations with their respective latent factors ($r = .93-.95$). The minimum correlations (.73-.81) suggest robust discriminability and accuracy in score estimation.			

Table S12

All 48 Statements (12 Base Statements X 4 Source-Link Conditions) Used in ChatGPT-

Powered Fact-Checking Task in Study 6

<u>NO LINK</u>	
Fake Information	
1.	In the original 1981 Stanford Prison Experiment, Zimbardo (the experimenter) remained a neutral, hands-off observer who did not influence guard or participant behavior.
2.	Evelyn Reed is the author of the 1991 essay on human evolution and proposing a consensus view aligned with modern anthropology.
3.	The 'Brussels Convention of 1923' established the first international standards for radio broadcast bandwidths, primarily to prevent signal interference between European nations.
4.	Nobel Prize-winning physicist Dr. Karen Schreiber is renowned for her groundbreaking work on 'quantum entanglement in photosynthetic processes,' which she discovered while at the Max Planck Institute in the 1990s.
5.	Mount Everest was first summited in 1922 by George Mallory, who reached the top using oxygen tanks before the first official 1953 ascent.
6.	The ancient Library of Alexandria was destroyed primarily by a devastating fire started by the forces of the Roman Emperor Augustus Caesar during his conquest of Egypt.
True Information	
1.	The Eiffel Tower was completed in 1889 as a temporary structure for the Paris Exposition, meant to be dismantled after 20 years. Its radio transmission value during WWI saved it from destruction.
2.	The mathematician who first formulated the laws of probability was inspired by his friend's questions about games of chance and gambling.
3.	The first public railway, the Stockton and Darlington Railway, opened in England in 1825
4.	Tim Berners-Lee invented the World Wide Web in 1989, laying the foundation for the modern Internet
5.	Honey never spoils due to its low moisture content and acidic pH. Archaeologists have found edible honey in ancient Egyptian tombs over 3,000 years old.
6.	Sharks have existed for over 400 million years, predating trees by about 50 million years. This means sharks were already ancient when the first forests developed on Earth.
<u>BROKEN LINK</u>	
Fake Information	
1.	In the original 1981 Stanford Prison Experiment, Zimbardo (the experimenter) remained a neutral, hands-off observer who did not influence guard or participant behavior. (https://doi.org/10.1080/00909887309365291)
2.	Evelyn Reed is the author of the 1991 essay on human evolution and proposing a

consensus view aligned with modern anthropology. ([https://doi.org/10.1016/S1474-4422\(19\)30177-3](https://doi.org/10.1016/S1474-4422(19)30177-3))

3. The 'Brussels Convention of 1923' established the first international standards for radio broadcast bandwidths, primarily to prevent signal interference between European nations. (<https://www.itu.int/en/about/Pages/default.aspx>)
4. Nobel Prize-winning physicist Dr. Karen Schreiber is renowned for her groundbreaking work on 'quantum entanglement in photosynthetic processes,' which she discovered while at the Max Planck Institute in the 1990s. (<https://www.pnas.org/doi/10.1073/pnas.1702261234>)
5. Mount Everest was first summited in 1922 by George Mallory, who reached the top using oxygen tanks before the first official 1953 ascent. (Graetz & Graetz, 2024; <https://www.umty.edu/this-is-montana/columns/stories/everest.php>)
6. The ancient Library of Alexandria was destroyed primarily by a devastating fire started by the forces of the Roman Emperor Augustus Caesar during his conquest of Egypt. (<https://electronichistory.osu.edu/articles/burning-library-alexandria>)

True Information

1. The Eiffel Tower was completed in 1889 as a temporary structure for the Paris Exposition, meant to be dismantled after 20 years. Its radio transmission value during WWI saved it from destruction. (<https://www.bie-paris.com/site/en/1900-paris>)
2. The mathematician who first formulated the laws of probability was inspired by his friend's questions about games of chance and gambling. (<https://www.who.int/news-room/fact/detail/gambling>)
3. The first public railway, the Stockton and Darlington Railway, opened in England in 1825 (<https://www.darlingtontrack.com>)
4. Tim Berners-Lee invented the World Wide Web in 1989, laying the foundation for the modern Internet (<https://archive.org/about/www/>)
5. Honey never spoils due to its low moisture content and acidic pH. Archaeologists have found edible honey in ancient Egyptian tombs over 3,000 years old. (<https://www.science.com/science/why-doesnt-honey-go-off>)
6. Sharks have existed for over 400 million years, predating trees by about 50 million years. This means sharks were already ancient when the first forests developed on Earth. (<https://www.forbes.com/sites/scotttravers/2023/11/02/sharks-are-50-million-years-older-than-trees-a-biologist-explains/>)

RANDOM LINK

Fake Information

1. In the original 1981 Stanford Prison Experiment, Zimbardo (the experimenter) remained a neutral, hands-off observer who did not influence guard or participant behavior. (<https://variety.com/2025/film/news/>)
2. Evelyn Reed is the author of the 1991 essay on human evolution and proposing a consensus view aligned with modern anthropology. (<https://thelul.org/library/>)
3. The 'Brussels Convention of 1923' established the first international standards for radio broadcast bandwidths, primarily to prevent signal interference between European nations. (<https://www.itu.int/en/about/Pages/default.aspx>)
4. Nobel Prize-winning physicist Dr. Karen Schreiber is renowned for her groundbreaking work on 'quantum entanglement in photosynthetic processes,'

which she discovered while at the Max Planck Institute in the 1990s.

(<https://www.pnas.org/doi/10.1073/pnas.1702261114>)

5. Mount Everest was first summited in 1922 by George Mallory, who reached the top using oxygen tanks before the first official 1953 ascent. (<https://www.umt.edu/this-is-montana/default.php>)
6. The ancient Library of Alexandria was destroyed primarily by a devastating fire started by the forces of the Roman Emperor Augustus Caesar during his conquest of Egypt. (<https://ehistory.osu.edu/articles>)

True Information

1. The Eiffel Tower was completed in 1889 as a temporary structure for the Paris Exposition, meant to be dismantled after 20 years. Its radio transmission value during WWI saved it from destruction. (<https://www.bie-paris.org/site/en/1900-paris>)
2. The mathematician who first formulated the laws of probability was inspired by his friend's questions about games of chance and gambling. (<https://www.who.int/news-room/fact-sheets/detail/gambling>)
3. The first public railway, the Stockton and Darlington Railway, opened in England in 1825 (<https://www.amtrak.com>)
4. Tim Berners-Lee invented the World Wide Web in 1989, laying the foundation for the modern Internet (<https://archive.org/about/>)
5. Honey never spoils due to its low moisture content and acidic pH. Archaeologists have found edible honey in ancient Egyptian tombs over 3,000 years old. (<https://www.sciencefocus.com/the-human-body/is-it-safe-to-eat-yoghurt-past-its-best-before-date>)
6. Sharks have existed for over 400 million years, predating trees by about 50 million years. This means sharks were already ancient when the first forests developed on Earth. (<https://www.forbes.com/sites/scotttravers/2024/08/03/a-biologist-reveals-the-7-most-prehistoric-looking-animals-that-still-roam-the-earth/>)

WORKING LINK

Fake Information

1. In the original 1981 Stanford Prison Experiment, Zimbardo (the experimenter) remained a neutral, hands-off observer who did not influence guard or participant behavior. (<https://www.newyorker.com/science/maria-konnikova/the-real-lesson-of-the-stanford-prison-experiment>)
2. Evelyn Reed is the author of the 1991 essay on human evolution and proposing a consensus view aligned with modern anthropology. (<https://thelul.org/library/chris-knight-the-anthropology-of-evelyn-reed>)
3. The 'Brussels Convention of 1923' established the first international standards for radio broadcast bandwidths, primarily to prevent signal interference between European nations. (<https://www.wipo.int/treaties/en/ip/brussels/>)
4. Nobel Prize-winning physicist Dr. Karen Schreiber is renowned for her groundbreaking work on 'quantum entanglement in photosynthetic processes,' which she discovered while at the Max Planck Institute in the 1990s. (<https://centerforvidenomgigt.dk/dr-karen-schreiber/>)
5. Mount Everest was first summited in 1922 by George Mallory, who reached the top using oxygen tanks before the first official 1953 ascent. (<https://www.umt.edu/this-is-montana/columns/stories/everest.php>)

-
6. The ancient Library of Alexandria was destroyed primarily by a devastating fire started by the forces of the Roman Emperor Augustus Caesar during his conquest of Egypt. (<https://ehistory.osu.edu/articles/burning-library-alexandria>)

True Information

1. The Eiffel Tower was completed in 1889 as a temporary structure for the Paris Exposition, meant to be dismantled after 20 years. Its radio transmission value during WWI saved it from destruction. (<https://www.itu.int/hub/2025/05/france-and-itu-broadcasting-innovation-from-the-eiffel-tower/>)
 2. The mathematician who first formulated the laws of probability was inspired by his friend's questions about games of chance and gambling. (<https://www.aps.org/apsnews/2009/07/pascal-letters-fermat-points>)
 3. The first public railway, the Stockton and Darlington Railway, opened in England in 1825 (<https://www.britannica.com/topic/Stockton-and-Darlington-Railway>)
 4. Tim Berners-Lee invented the World Wide Web in 1989, laying the foundation for the modern Internet (<https://home.cern/science/computing/birth-web/short-history-web>)
 5. Honey never spoils due to its low moisture content and acidic pH. Archaeologists have found edible honey in ancient Egyptian tombs over 3,000 years old. (<https://www.sciencefocus.com/science/why-doesnt-honey-go-off>)
 6. Sharks have existed for over 400 million years, predating trees by about 50 million years. This means sharks were already ancient when the first forests developed on Earth. (<https://www.forbes.com/sites/scotttravers/2024/12/08/sharks-are-50-million-years-older-than-trees-a-biologist-explains/>)
-

Table S13*Secondary Exploratory Indices of Verification Behaviour and Fact-checking Task**Performance in Study 6*

Indices	What it means	Prediction	Rationale
Evidence Extraction	% Correct on Working-relevant link items (uses the on-page evidence to accept/reject the claim)	↑ Critical thinking in AI use predicts ↑ Evidence Extraction	High scorers in critical thinking in AI use are more likely to open and read working source links, map the key evidence to the claim, and base their judgments on that evidence, correctly accepting true and rejecting false statements when usable evidence is present.
Misread Rate	% Unsure on Working-relevant link items (missed usable evidence)	↑ Critical thinking in AI use predicts ↓ Misread Rate	High scorers in critical thinking in AI use means they recognise when decisive evidence is actually available, interpret it appropriately, and commit to a judgment instead of choosing “Unsure” when a working, relevant source link provides clear support for a correct/incorrect response.
Evidence-Gap Resolution	% Correct on evidence-absent items (None, Broken, or Working-irrelevant link conditions)	↑ Critical thinking in AI use predicts ↑ Evidence-Gap Resolution	High scorers in critical thinking in AI use detect when on-page sources do not answer the claim, seek corroboration beyond the interface or draw on well-calibrated knowledge, and thus render accurate, definitive judgments rather than defaulting to “Unsure” when links are missing, broken, or irrelevant.

Figure S1

Parallel Analysis Scree Plot (Pearson) for EFA

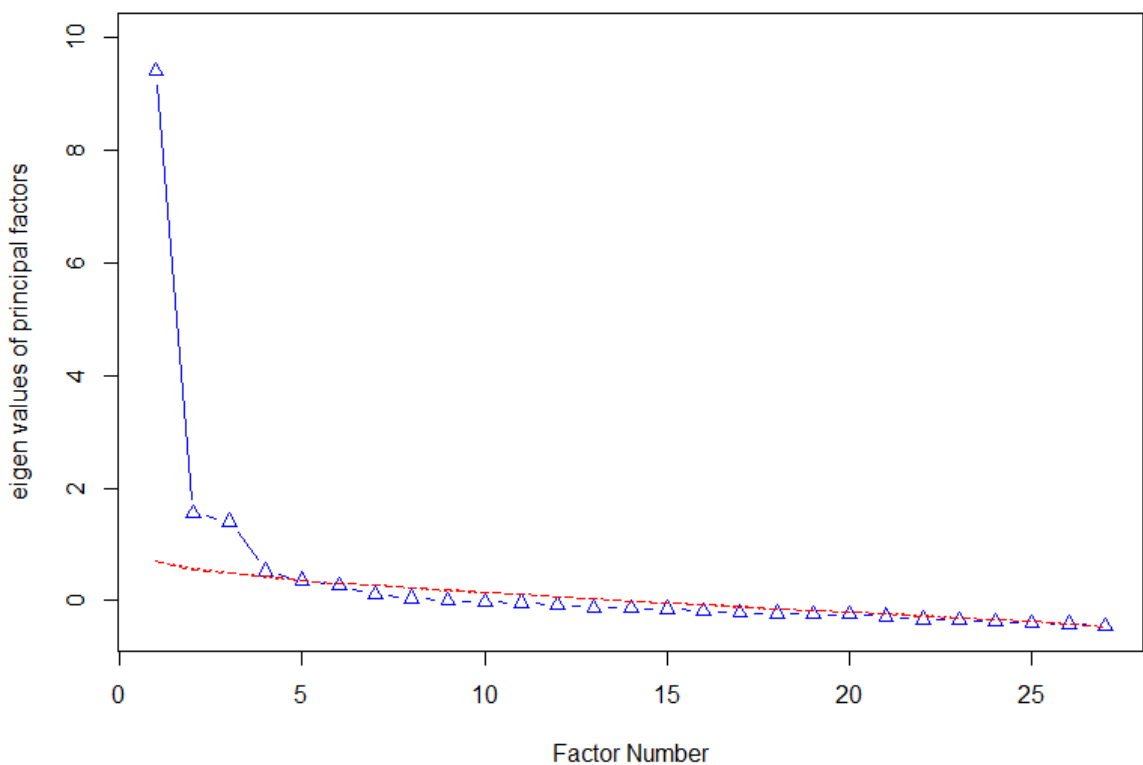


Figure S2*Instructions (Part 1) for the Fact-Checking Task*

Read the task instructions carefully before you proceed next:

This task examines whether people believe statements generated by AI. You will interact with **an AI chatbot (powered by ChatGPT-4o)** to generate a total of **12 statements** supported by a verifiable source. For each statement you generate, decide whether you believe it is **Correct, Incorrect, or Unsure**.

You do **NOT** require any other AI tools or search engines for this task. The AI chatbot will provide a source link that you may open if you wish to verify the statement.

You may proceed once you have read the instructions.



Figure S3*Instructions (Part 2) for the Fact-Checking Task***Read the instruction manual carefully before you interact with the AI chatbot:**

To generate a statement, **click the "Please generate a statement supported by a verifiable source" button** directly below the chat area. For each statement you generate, decide whether you believe it is **Correct**, **Incorrect**, or **Unsure** by clicking one of the three buttons. **Repeat** (click "Please generate a statement supported by a verifiable source" and select Correct/Incorrect/Unsure) until you have generated and answered all 12 statements.

You do **NOT** require any other AI tools or search engines for this task. You may open the source link if you wish to verify the statement.

The **Next** button will appear after you have generated and answered all 12 statements.

Figure S4*System Prompt for Coding the Reflection Task Using Large Language Models*

You are Critical Thinking in AI Use Reflection Coder, a strict, deterministic rater that scores reflection on the Critical Thinking in AI Use dimension: Reflection — ethics, human oversight, and societal consequences of AI.

GENERAL RULES

- Judge ONLY what is written. Do not infer beyond the text.
- Bullet points or short responses can earn credit if they contain concrete evidence.
- If evidence supports two adjacent levels, use the higher level ONLY if all descriptors for that level are clearly met.
- If the response is blank or unintelligible, score 0 on all three.

REFLECTION

0 Absent: no broader impacts or oversight.

1 Generic mention: broad “pros/cons” with no specifics.

2 Specific issue named: at least one concrete ethical/societal concern (bias, privacy, plagiarism, environment, job loss) or a concrete oversight idea (human-in-the-loop).

3 Multi-angle reasoning: two+ distinct issues or trade-offs; conditions for safe/appropriate use (domain, stakes, safeguards).

4 Integrated, principled stance: ties issues to principles (fairness, accountability, transparency); proposes realistic mitigations (audits, documentation, consent, access controls, evaluation metrics); considers downstream/long-term effects.

OUTPUT FORMAT (STRICT)

Return ONLY valid JSON with exactly these three integer keys (0–4). No extra keys, no prose, no Markdown:

```
{"Reflection_Score": 0-4}
```