

On Well-VE-Dominated Graphs

Yasemin Büyükçolak^a

^a*Department of Mathematics, Gebze Technical University, Kocaeli, Turkey*

Abstract

Given a graph $G = (V, E)$, a vertex is said to *ve-dominate* an edge if it is either incident with the edge or adjacent to one of its endpoints. A set of vertices is a *ve-dominating set* if it ve-dominates every edge of the graph. We introduce the class of *well-ve-dominated graphs*, defined as graphs in which all minimal ve-dominating sets have the same cardinality. After establishing several general structural properties of well-ve-dominated graphs, we show that recognizing whether a graph belongs to this class is co-NP-complete, highlighting the computational difficulty of the problem. Our main result is a complete structural characterization of well-ve-dominated trees, which yields a simple linear-time recognition algorithm and a constructive description of all trees in this class.

Keywords: VE-domination; Vertex-edge domination; Well-VE-dominated graphs; Well-VE-dominated trees; Good pendant edges; Co-NP-completeness; Unit-cut decomposition; Unit-cut extension.

1. Introduction

The study of graph classes in which all minimal or maximal solutions to a fixed optimization problem have equal cardinality play a central role in structural graph theory. Well-known examples include well-covered graphs [1], equimatchable graphs [2], well-dominated graphs [3], and well-edge-dominated graphs [4]. In each of these settings, the requirement of uniformity imposes a strong local constraints that expand to the global structure of the graph, often leading to deep characterizations and, in some cases, efficient recognition algorithms. In this paper, we investigate such a uniformity phenomenon in the context of *vertex-edge domination*.

All graphs considered here are finite, simple, and undirected. For a graph G , the vertex and edge sets are denoted by $V(G)$ and $E(G)$, with $|V(G)|$ and $|E(G)|$ referred to as the order and size of G . The open and closed neighborhoods of a vertex $v \in V(G)$ are $N(v) = \{u \in V(G) \mid uv \in E(G)\}$ and $N[v] = N(v) \cup \{v\}$, and the degree of v is $d(v) = |N(v)|$. The set $N(v)$ denotes the neighbors of v in G , while $N(X)$ denotes the set of all vertices adjacent to at least one vertex of X in G . The difference $G \setminus H$ of two graphs G and H is defined as the subgraph induced by the difference of their vertex sets. For a graph G and a vertex $v \in V(G)$, the subgraph induced by $V(G) \setminus \{v\}$ is denoted by $G - v$. Similarly, for an edge $uv \in E(G)$, the graph obtained by deleting only the edge uv (while keeping its endpoints) is denoted by $G - uv$. A vertex of degree 1 is called a *leaf* (or *pendant vertex*), and a vertex adjacent to a leaf is called a *support vertex* (or *stem*). An edge incident with a leaf is a *pendant edge*, and such an edge is called a *good pendant edge* if its other endpoint has degree 2. A set of pairwise nonadjacent vertices is an *independent set*.

Email address: y.buyukcolak@gtu.edu.tr (Yasemin Büyükçolak)

Given a graph $G = (V, E)$, a vertex v is said to *ve-dominate* an edge $e \in E(G)$ if at least one endpoint of e lies in the closed neighborhood $N[v]$. A set $D \subseteq V(G)$ is a *ve-dominating set* if every edge of G is ve-dominated by some vertex of D . Vertex-edge domination was introduced by Peters [5] and further developed by Lewis [6], who established fundamental bounds and proved NP-completeness results for several related decision problems. Subsequent studies explored connections with other domination parameters and obtained results for specific graph classes, including trees; see, for example, [7, 8, 9, 10, 11].

As in classical domination theory, several extremal parameters arise naturally in the ve-domination setting. The minimum and maximum cardinalities of minimal ve-dominating sets are denoted by $\gamma_{\text{ve}}(G)$ and $\Gamma_{\text{ve}}(G)$, respectively. Restricting attention to independent ve-dominating sets yields the parameters $i_{\text{ve}}(G)$ and $\beta_{\text{ve}}(G)$, while ve-irredundant sets give rise to $\text{ir}_{\text{ve}}(G)$ and $\text{IR}_{\text{ve}}(G)$. These parameters satisfy the vertex-edge domination chain

$$\text{ir}_{\text{ve}}(G) \leq \gamma_{\text{ve}}(G) \leq i_{\text{ve}}(G) \leq \beta_{\text{ve}}(G) \leq \Gamma_{\text{ve}}(G) \leq \text{IR}_{\text{ve}}(G),$$

mirroring the classical domination hierarchy and highlighting the natural role of $\gamma_{\text{ve}}(G)$ and $\Gamma_{\text{ve}}(G)$ as measures of extremal minimal ve-dominating sets.

The uniformity perspective for ve-domination has only recently begun to be addressed. Boutrig, Chellali, and Meddah [12] introduced the class of *well-ve-covered graphs*, defined by the equality $i_{\text{ve}}(G) = \beta_{\text{ve}}(G)$, and showed that recognizing such graphs is co-NP-complete. They also provided a constructive characterization of well-ve-covered trees. However, well-ve-coveredness enforces uniformity only among *independent* minimal ve-dominating sets and therefore does not fully capture the most fundamental uniformity question in ve-domination, namely: *when do all minimal ve-dominating sets of a graph have the same size?*

Motivated by this gap, we introduce the class of *well-ve-dominated graphs*. A graph G is well-ve-dominated if all of its minimal ve-dominating sets have the same cardinality,

$$\gamma_{\text{ve}}(G) = \Gamma_{\text{ve}}(G).$$

This condition strictly strengthens well-ve-coveredness, since

$$\gamma_{\text{ve}}(G) = \Gamma_{\text{ve}}(G) \implies i_{\text{ve}}(G) = \beta_{\text{ve}}(G),$$

while the converse does not hold in general. Accordingly, well-ve-domination represents a more rigid and structural form of uniformity, placing ve-domination on the same footing as well-domination and well-edge-domination.

Our contributions are twofold. First, we establish general structural properties of well-ve-dominated graphs, including invariance under reduction and decomposition behavior with respect to certain cut edges and cut vertices. Second, we show that recognizing well-ve-dominated graphs is co-NP-complete, demonstrating that the added uniformity does not simplify the problem from a computational perspective. In sharp contrast, for trees the situation becomes completely explicit: we obtain a full structural characterization of well-ve-dominated trees via a *unit partition* and an associated backbone subtree. This characterization is both constructive and algorithmic, yielding a direct linear-time recognition algorithm.

The rest of the paper is organized as follows. Section 2 develops the general structural properties of well-ve-dominated graphs. Section 3 proves the co-NP-completeness of the recognition problem. In Section 4, we present the complete characterization of well-ve-dominated trees yielding the linear-time recognition algorithm.

2. Structure of Well-ve-Dominated Graphs

To understand well-ve-dominated graphs, it is natural to first examine the structural consequences of the condition $\gamma_{\text{ve}}(G) = \Gamma_{\text{ve}}(G)$. Graphs in which all minimal ve-dominating sets share the same cardinality tend to exhibit characteristic patterns in the way their edges are dominated, and these patterns offer valuable insight into the combinatorial behavior of the class. In this section, we identify several general observations and basic structural properties that any well-ve-dominated graph must satisfy. These findings lay the groundwork for the complete characterization of trees in Section 4.

An edge e is called a *private edge of v with respect to S* if v ve-dominates e and no other vertex in $S \setminus \{v\}$ does. Conversely, an edge that is not a private edge of any vertex of S is called *redundant*. The following characterization of minimal ve-dominating sets was established in [9].

Proposition 1 ([9]). *Let S be a ve-dominating set of a graph G . Then S is minimal if and only if every vertex $v \in S$ has at least one private edge with respect to S .*

A graph G is called *reduced* if no two vertices of G have identical neighborhoods. The *reduction* of G , denoted by $R(G)$, is obtained by retaining exactly one representative from each set of vertices that share the same neighborhood; this reduced graph is uniquely defined. The next lemma shows that the study of well-ve-dominated graphs can be restricted to reduced graphs.

Lemma 2. *A graph G is well-ve-dominated if and only if $R(G)$ is well-ve-dominated.*

Proof. Without loss of generality, suppose that x and y are the only pair of distinct vertices in G having the same neighborhood. The general case follows by applying the same argument to each such pair. Since x and y dominate exactly the same set of edges, any ve-dominating set that contains one of them automatically dominates the edges dominated by the other. Moreover, if a minimal ve-dominating set S were to contain both x and y , then neither vertex would possess a private edge with respect to S . Consequently, $S \setminus \{x\}$ and $S \setminus \{y\}$ would still be ve-dominating, contradicting the minimality of S . Hence, every minimal ve-dominating set contains at most one of x and y , and the assertion follows. \square

Since a graph is well-ve-dominated if and only if each of its components is well-ve-dominated, it is sufficient to restrict our attention to connected graphs. Combined with Lemma 2, this allows us to focus on connected reduced well-ve-dominated graphs throughout the paper. Unless stated otherwise, all well-ve-dominated graphs considered hereafter are assumed to be connected and reduced.

The next lemma shows that deleting a proper cut edge of a well-ve-dominated graph preserves well-ve-domination in each of the resulting components.

Lemma 3. *Let G be a well-ve-dominated graph and let uv be a cut edge of G . If u and v lie on internally vertex-disjoint paths of length at least 2, then each component of $G - \{u, v\}$ is well-ve-dominated.*

Proof. Let v_1v_2 be a cut edge of a well-ve-dominated graph G , and suppose that v_1 and v_2 lie on internally vertex-disjoint paths of length at least 2. Let H_1 and H_2 be the components of $G - \{v_1v_2\}$ containing v_1 and v_2 , respectively. By assumption, each H_i contains a path $v_ix_iy_i$ of length 2, so u does not ve-dominate any edge of H_2 and v does not ve-dominate any edge of H_1 .

Since G is well-ve-dominated, let D be a minimal ve-dominating set of G that contains v_2 but avoids its neighbours and y_2 ; such a set exists because v_2 alone ve-dominates all edges incident with its neighbours in H_2 , and any ve-undominated edge incident with y_2

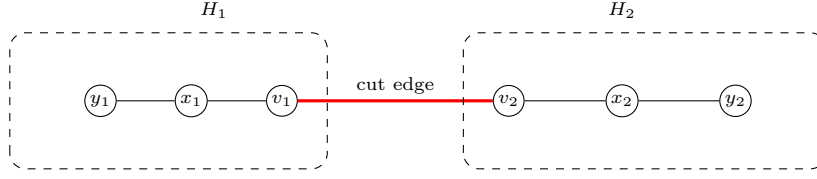


Figure 1: The cut edge v_1v_2 and the paths $v_1x_1y_1 \subseteq H_1$ and $v_2x_2y_2 \subseteq H_2$.

can be ve-dominated by other than y_2 . In particular, $v \in D$, $D \cap N(v_2) = \emptyset$, and $y_2 \notin D$. Let $D_i = D \cap V(H_i)$ for $i = 1, 2$. Then $D_2 \neq \emptyset$ since $v_2 \in D_2$, and $D_1 \neq \emptyset$ because no vertex of H_2 ve-dominates the edge x_1y_1 . Every edge of $H_1 - \{v_1\}$ is ve-dominated only by vertices of D_1 , so D_1 is a ve-dominating set of $H_1 - \{v_1\}$. Moreover, if D_1 were not minimal in $H_1 - \{v_1\}$, removing a redundant edge vertex from D_1 would yield a smaller ve-dominating set of G , contradicting the minimality of D . Hence D_1 is a minimal ve-dominating set of $H_1 - \{v_1\}$.

Suppose that $H_1 - \{v_1\}$ is not well-ve-dominated. Then it has two minimal ve-dominating sets D'_1 and D''_1 with $|D'_1| < |D''_1|$. We consider

$$D' = D'_1 \cup D_2, \quad D'' = D''_1 \cup D_2.$$

Since vertices in D_2 do not dominate any edge of $H_1 - \{v_1\}$, private edges of vertices in D'_1 or D''_1 remain private in D' and D'' . Likewise, every vertex of D_2 has a private edge contained in H_2 , which is ve-undominated by vertices of $H_1 - \{v_1\}$. Thus both D' and D'' are minimal ve-dominating sets of G . However, then

$$|D'| = |D'_1| + |D_2| \neq |D''_1| + |D_2| = |D''|,$$

contradicting the assumption that G is well-ve-dominated. Therefore, $H_1 - \{v_1\}$ must be well-ve-dominated. By symmetry, the same holds for $H_2 - \{v_2\}$, completing the proof. \square

The following lemma is an immediate consequence of Lemma 3.

Lemma 4. *Let G be a well-ve-dominated graph and let c be a cut vertex of G . Suppose there exist two neighbors v_1 and v_2 of c such that each edge cv_i is a cut edge of G , and for each $i = 1, 2$, the vertex v_i lies at the end of a path of length at least 2 that does not contain c . Then every component of $G - c$ is well-ve-dominated.*

Proof. Let c be a cut vertex of a well-ve-dominated graph G , and suppose that each neighbor v_i of c ($i = 1, 2$) satisfies the hypothesis: cv_i is a cut edge, and v_i lies at the end of a path of length at least 2 that avoids c . Let H_1, \dots, H_k be the components of $G - c$, with $v_1 \in H_1$ and $v_2 \in H_2$. For each $i = 1, 2$, the edge cv_i satisfies the hypothesis of Lemma 3. Hence, every component of $G - \{cv_i\}$ is well-ve-dominated.

Now consider any component H of $G - c$. If H contains neither v_1 nor v_2 , then it is a component of both $G - \{cv_1\}$ and $G - \{cv_2\}$, and so is well-ve-dominated. If H contains v_1 but not v_2 , then H is a component of $G - \{cv_2\}$ and is therefore well-ve-dominated; the case where H contains v_2 but not v_1 is also symmetric. Therefore, every component of $G - c$ is well-ve-dominated, completing the proof. \square

The next result identifies precisely when a path itself belongs to the class of well-ve-dominated graphs.

Lemma 5. *The path P_n is well-ve-dominated if and only if $n \in \{1, 2, 6\}$.*

Proof. It is straightforward to verify that P_1, P_2, P_3 , and P_6 are well-ve-dominated. Note here that P_3 is not reduced, because its central vertex has two leaf neighbors. On the other hand, $P_4 = v_1v_2v_3v_4$ and $P_5 = v_1v_2v_3v_4v_5$ are not well-ve-dominated, since they have two minimal ve-dominating sets of different cardinalities; for instance, $\{v_3\}$ and $\{v_1, v_4\}$. Now let $n \geq 7$. If a well-ve-dominated $P_n = v_1v_2v_3v_4 \dots v_{n-1}v_n$ contains an induced P_4 obtained by deleting the vertices of a cut edge satisfying the hypothesis of Lemma 3, then it means that the induced subgraph P_4 must itself be well-ve-dominated, a contradiction. Therefore, no path P_n that contains such an induced P_4 can be well-ve-dominated. This eliminates all values $n \geq 7$. \square

Motivated by the behavior of minimal ve-dominating sets on small structures, it is natural to first examine which induced paths may appear in a well-ve-dominated graph. In particular, the following forbidden induced paths arise as obstructions.

Lemma 6. *Let G be a graph. Then the following statements hold:*

- (i) *If $v_1v_2v_3v_4$ is an induced path in G such that $d(v_1) = d(v_4) = 1$ and $d(v_2) = 2$, then G is not well-ve-dominated.*
- (ii) *If $v_1v_2v_3v_4v_5$ is an induced path in G such that $d(v_1) = d(v_5) = 1$ and $d(v_2) = 2$, then G is not well-ve-dominated.*
- (iii) *If $v_1v_2v_3v_4v_5v_6v_7$ is an induced path in G such that $d(v_1) = d(v_7) = 1$ and $d(v_2) = d(v_4) = d(v_6) = 2$, then G is not well-ve-dominated.*

Proof. (i) Consider the induced path $v_1v_2v_3v_4$ with $d(v_1) = d(v_4) = 1$ and $d(v_2) = 2$. There exists a minimal ve-dominating set S containing v_1 and v_4 . Replacing $\{v_1, v_4\}$ by the single vertex v_2 produces another minimal ve-dominating set

$$S' = (S \setminus \{v_1, v_4\}) \cup \{v_2\}$$

with $|S'| = |S| - 1$. Thus G has two minimal ve-dominating sets of different sizes, so it is not well-ve-dominated.

(ii) For the induced path $v_1v_2v_3v_4v_5$ with $d(v_1) = d(v_5) = 1$ and $d(v_2) = 2$, let S be a minimal ve-dominating set that contains the leaves v_1 and v_5 . By replacing $\{v_1, v_5\}$ with the internal vertex v_3 , one can get another ve-dominating set

$$S' = (S \setminus \{v_1, v_5\}) \cup \{v_3\}.$$

If S' is not minimal, we may delete any vertex of S' that has no private edge, obtaining a minimal ve-dominating set S'' . Obviously, we obtain $|S''| \neq |S|$. Thus G admits two minimal ve-dominating sets of different cardinalities and is not well-ve-dominated.

(iii) For the induced path $v_1v_2v_3v_4v_5v_6v_7$ with leaves v_1, v_7 and internal vertices v_2, v_4, v_6 with degree 2, consider a minimal ve-dominating set S that contains $\{v_1, v_4, v_7\}$. These vertices can be replaced by $\{v_2, v_6\}$ to form another minimal ve-dominating set

$$S' = (S \setminus \{v_1, v_4, v_7\}) \cup \{v_2, v_6\},$$

and again the two sets have different sizes. Thus G is not well-ve-dominated. \square

The structural observations established in this section highlight several key constraints that any well-ve-dominated graph must satisfy. In particular, the behavior of minimal ve-dominating sets on paths, together with the implications of cut edges and cut vertices, provides a collection of forbidden configurations and decomposition principles that substantially narrow the space of admissible graphs. These foundational properties will play a central role in the analysis that follows. In the next section, we turn to the algorithmic side of the problem and show that, despite the structural restrictions identified here, recognizing well-ve-dominated graphs is computationally intractable.

3. Complexity of Well-VE-Dominated Graphs

In this section, we investigate the computational complexity of recognizing well-ve-dominated graphs. The fundamental question is whether one can determine, in polynomial time, whether all minimal ve-dominating sets of a graph have the same cardinality.

By definition, every well-ve-dominated graph is also well-ve-covered: if all minimal ve-dominating sets of G have equal size, then in particular all minimum ve-dominating sets share this cardinality. Hence, the class of well-ve-dominated graphs forms a proper subclass of the well-ve-covered graphs introduced in [12]. It is shown in [12] that recognizing well-ve-covered graphs is co-NP-complete. From a complexity point of view, one might therefore anticipate that the additional structural restriction imposed by well-ve-domination could make its recognition easier. As we demonstrate below, this intuition turns out to be incorrect.

Using a similar line of reasoning to that employed in [12], we show that an analogous hardness result holds for ve-domination: recognizing well-ve-dominated graphs is co-NP-complete. Equivalently, determining whether a graph G is not well-ve-dominated is NP-complete. Our proof is based on a polynomial-time reduction from the classical 3-SAT problem, demonstrating that even with the additional structural restrictions imposed by well-ve-domination, the recognition problem remains computationally unsolvable in polynomial time.

3-SAT Problem

Instance: A finite set of variables $U = \{u_1, u_2, \dots, u_n\}$ and a collection of clauses $C = \{C_1, C_2, \dots, C_m\}$ such that each clause C_j contains exactly three literals.

Question: Does there exist a truth assignment for U that satisfies all clauses in C ?

Theorem 7. *Recognizing non-well-ve-dominated graphs is NP-complete.*

Proof. We first show that the problem is in NP. A graph G is not well-ve-dominated if and only if there exist two minimal ve-dominating sets of different cardinalities. One can present these two sets, and in polynomial time we can check (i) that each set ve-dominates all edges of G , (ii) that each set is minimal (no proper subset is ve-dominating), and (iii) that their sizes differ. Hence recognizing non-well-ve-dominated graphs belongs to NP.

To prove NP-hardness, we reduce from an arbitrary instance of the 3-SAT problem. Let $U = \{u_1, \dots, u_n\}$ be the set of variables and $C = \{C_1, \dots, C_m\}$ the set of clauses, where each C_j consists of three literals, for $j \in [1, m]$, and no clause contains both a variable and its negation. We construct a graph $G = (V, E)$ in polynomial time as follows. For each variable u_i , we introduce a path

$$P_i : x_i - y_i - u_i - u'_i - w_i - z_i,$$

where u_i and u'_i represent the positive and negative literals of u_i . This path is easily verified to be well-ve-dominated with ve-domination number 2. For each clause C_j , we add a vertex c_j and connect it to the three literals vertices corresponding to the literals in C_j . We then make the set $\{c_1, \dots, c_m\}$ a clique and introduce a vertex v adjacent to every c_j . Figure 2 illustrates an example of the resulting graph when $U = \{u_1, u_2, u_3, u_4\}$ and $C = \{C_1, C_2, C_3\}$, where $C_1 = \{u_1, u_2, u'_3\}$, $C_2 = \{u'_1, u_3, u_4\}$, and $C_3 = \{u'_2, u'_3, u'_4\}$.

Observe that, in order to ve-dominate the edges $x_i y_i$ and $w_i z_i$, every minimal ve-dominating set must contain at least one vertex from the subpath $x_i y_i u_i$ and at least one

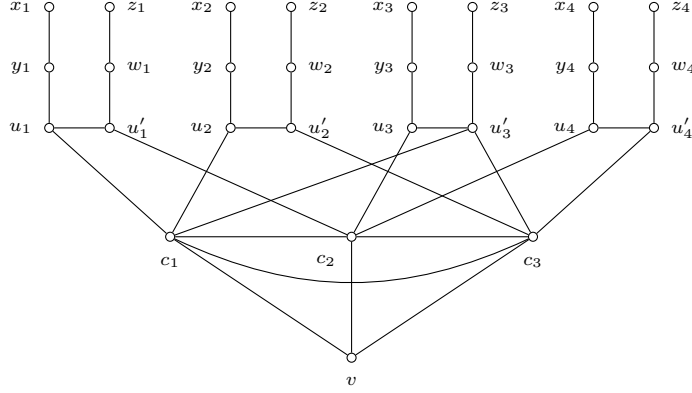


Figure 2: The graph G constructed from a 3-SAT instance with four variables and three clauses.

vertex from the subpath $u'_i w_i z_i$, respectively. Minimality then forces the set to include *exactly one* vertex from each of these two subpaths, and hence *exactly two* vertices from the entire path P_i . It follows that every minimal v -dominating set has cardinality at least $2n$. Furthermore, each minimal v -dominating set must also dominate all edges incident on v . By choosing one clause vertex c_j together with all x_i 's and z_i 's from each path P_i , one obtains a minimal v -dominating set of size $2n + 1$. Notice that the construction ensures that no minimal v -dominating set can exceed cardinality $2n + 1$. Hence, the only possible cardinalities of minimal v -dominating sets in G are $2n$ and $2n + 1$, and in particular a minimal v -dominating set of size $2n + 1$ always exists.

Satisfiable \Rightarrow non-well- v -dominated: Suppose that C is satisfiable, and let t be a satisfying truth assignment. For each variable u_i , if $t(u_i) = \text{true}$ we select the vertices u_i and z_i from P_i , and if $t(u_i) = \text{false}$ we select the vertices u'_i and x_i . Since the assignment satisfies every clause, the resulting set D yields a v -dominating set D of size $2n$, and thus D is a v -dominating set of size $2n$. This set is also minimal by construction. As G additionally admits a minimal v -dominating set of size $2n + 1$, it follows that G is not well- v -dominated.

Non-well- v -dominated \Rightarrow Satisfiable: Suppose that G is not well- v -dominated. Since a minimal v -dominating set of size $2n + 1$ always exists, it means that it has a minimal v -dominating set D of cardinality $2n$. From the structure of each path P_i , the set D necessarily contains exactly two vertices from every P_i , and it contains no clause vertex c_j . Moreover, to dominate all edges incident on the vertex v , the set D must include at least one literal vertex adjacent to each clause vertex c_j . Hence, for every clause C_j , at least one of its three literals appears as a selected vertex in D . We now construct a truth assignment as follows: for each clause C_j , choose one literal that appears in D and set that literal to **true**. This produces a well-defined assignment, since each clause contributes at least one literal chosen from D . Therefore, every clause is satisfied and consequently C is satisfiable.

We have shown that the 3-SAT instance is satisfiable if and only if the constructed graph G is not well- v -dominated. This gives a polynomial-time reduction from 3-SAT to the problem of recognizing non-well- v -dominated graphs, and therefore the problem is NP-hard. Together with membership in NP, this completes the proof that recognizing non-well- v -dominated graphs is NP-complete. \square

4. Characterization of Well-ve-Dominated Trees

In this section, we describe the structure of all well-ve-dominated trees. By Lemma 2, it is enough to consider reduced trees, since any tree can be transformed into a reduced one by keeping only a single leaf at each support vertex. The work [13] gives a structural description of the trees for which the ve-domination number and the independent ve-domination number coincide, i.e., $\gamma_{ve} = i_{ve}$. Their characterization identifies this numerical equality within a broad class of trees, but it does not isolate the additional structural conditions that arise specifically in well-ve-dominated trees. Indeed, every well-ve-dominated tree T satisfies the equality $\gamma_{ve}(T) = i_{ve}(T)$, yet the equality alone does not imply that a tree is well-ve-dominated; the class is smaller and exhibits more restrictive internal patterns.

On the other hand, the idea of well-ve-domination is closely related to the notion of well-indumatchability. In both problems, the selected objects – vertices in ve-domination and edges in indumatching – must cover all incident or neighboring edges using minimal sets that always have the same size. Because of this shared requirement, both settings enforce a strong form of local regularity: each vertex or edge interacts with its neighborhood in a way that leaves no flexibility in the size of minimal solutions. This behavior is central to the structural characterizations of well-indumatched trees and pseudoforests, see [14, 15]. It provides the guiding intuition for our analysis of well-ve-dominated trees. Our goal in this section is to make these structural constraints explicit and to give a clear, self-contained description of the precise configurations that characterize all well-ve-dominated trees.

Let \mathcal{T} denote the family of all reduced well-ve-dominated trees. To describe this family systematically, we separate the small exceptional cases from the general structure. Let \mathcal{T}_1 consist of all reduced well-ve-dominated trees of order less than six. Since P_3 is well-ve-dominated but not reduced, and Lemma 6 rules out P_4 and P_5 , the only reduced well-ve-dominated trees on fewer than six vertices are

$$\mathcal{T}_1 = \{P_1, P_2\}.$$

Let \mathcal{T}_2 denote the class of all reduced well-ve-dominated trees of order at least six; among these, P_6 is the smallest example. Thus, the complete family of reduced well-ve-dominated trees decomposes as

$$\mathcal{T} = \mathcal{T}_1 \cup \mathcal{T}_2.$$

Having identified the exceptional minimal cases, we now focus on the general class \mathcal{T}_2 . For any tree T , let L_T denote the leaves and S_T the support vertices of all good pendant edges of T . Recall that good pendant edges play a structural role in the study of well-indumatched trees [14, 15], where they determine the form of minimal indumatchings. In a closely parallel way, the sets L_T and S_T capture the essential local structure of T in the well-ve-dominated setting, as follows:

Theorem 8. *For every $T \in \mathcal{T}_2$, the set S_T forms a minimal ve-dominating set of T .*

Proof. Let $T \in \mathcal{T}_2$ be a reduced well-ve-dominated tree with $|V(T)| \geq 6$. We will show that S_T ve-dominates all edges by induction on $n = |V(T)|$. As the base case, the smallest tree in \mathcal{T}_2 is P_6 , where the support vertices clearly ve-dominate all edges. As a hypothesis step, assume the statement holds for all trees in \mathcal{T}_2 with fewer than $n > 6$ vertices. For the inductive step, let T have order n , and let $e = v_1v_2$ be a good pendant edge with leaf v_1 and support vertex v_2 . Remark that v_2 ve-dominates all edges incident to it and its neighbors. Since T is reduced, Lemma 6 ensures T contains an induced path $T_0 = v_1v_2v_3v_4v_5v_6$ containing $e = v_1v_2$ with $d(v_1) = 1$ and $d(v_2) = 2$.

Claim 9. *Every edge at distance 2 from v_2 is ve-dominated by a vertex of S .*

Proof of Claim 9. Suppose that $d(v_3) = 2$. Then v_3 has neighbors v_2 and v_4 . Assume, for a contradiction, that the edge v_4v_5 is not ve-dominated by any vertex of S . Thus no vertex of S lies in $N[v_4] \cup N[v_5]$, and therefore T contains an induced path $v_1v_2v_3v_4v_5v_6v_7v_8$. In particular, v_5v_6 is a nontrivial cut edge whose endpoints each lie on a path of length at least two avoiding the other endpoint. Hence v_5v_6 satisfies Lemma 3, and the component of $T - \{v_5, v_6\}$ containing v_4 is well-ve-dominated. Repeating this reduction for all such occurrences forces v_4 to become either a leaf or the support of a leaf, contradicting Lemma 6. Thus v_4v_5 must be ve-dominated by a vertex of S .

Suppose that $d(v_3) > 2$. Besides v_2 and v_4 , let v'_4 be another neighbor of v_3 . By Lemma 6, v'_4 is neither a leaf nor a support of a good pendant edge, so T contains an induced path $v_1v_2v_3v'_4v'_5v'_6$. Assume again that $v'_4v'_5$ is not ve-dominated by any vertex of S . Then no vertex of S lies in $N[v'_4] \cup N[v'_5]$, which yields an induced extension $v_1v_2v_3v'_4v'_5v'_6v'_7v'_8$. As before, $v'_4v'_5$ satisfies Lemma 3, and the component of $T - \{v'_4, v'_5\}$ containing v_3 is well-ve-dominated. Iterating this reduction eventually produces a reduced component in which v_3 has degree 2, reducing the situation to the previous case $d(v_3) = 2$. Thus, $v'_4v'_5$ must also be ve-dominated by a vertex of S . \square

By Claim 9 and Lemma 6, w.l.o.g., we say that all edges of T_0 are ve-dominated by $v_2, v_5 \in S$. For edges outside T_0 , assume for contradiction that $f = xy \notin E(T_0)$ is not ve-dominated by S . Let $P = v_2u_1 \dots u_k = x$ be the path from v_2 to x minimizing k . Then $k \geq 3$, and the component H of $T - \{u_1, u_2\}$ containing f has fewer than n vertices. By the induction hypothesis, the support vertices S_H of H ve-dominate all edges of H , including f . Any $s_f \in S_H$ not in S would either be u_3 or u_4 , leading to a contradiction via Lemmas 6 and 4. Hence $s_f \in S$, contradicting the choice of f . Therefore, S ve-dominate all edges of T . Moreover, for minimality, we observe that each $s \in S$ has its good pendant edge as a private edge. Hence, no proper subset of S is ve-dominating, implying that S is minimal. \square

Although Theorem 8 ensures that S_T is a minimal ve-dominating set for every $T \in \mathcal{T}_2$, it does not rule out the possibility that some edges are ve-dominated by more than one vertex of S_T . The next result sharpens this picture: in the well-ve-dominated setting, certain support vertices can be systematically replaced by their leaves to obtain an independent set $I \subseteq L_T \cup S_T$ that ve-dominates every edge of T *exactly once*. This refinement will play a central role in the structural characterization of well-ve-dominated trees.

Theorem 10. *For a reduced tree T , T is well-ve-dominated if and only if there exists an independent set $I \subseteq L_T \cup S_T$ such that every edge of T is ve-dominated by exactly one vertex of I .*

Proof. (\Rightarrow) Assume first that T is well-ve-dominated. If $T \in \mathcal{T}_1$, then $T \in \{P_1, P_2\}$ and it is trivially done. Hence, we may assume that $T \in \mathcal{T}_2$. Let L_T and S_T be the sets of leaves and support vertices of all good pendant edges of T , respectively. By Theorem 8, S_T is a minimal ve-dominating set of T . Moreover, by Lemma 6, no two support vertices of good pendant edges are adjacent, so S_T is independent. If every edge of T is ve-dominated by exactly one vertex of S , then we may simply take $I := S$, and we are done. Otherwise, there is an edge e that is ve-dominated by two distinct vertices $s_1, s_2 \in S$. Using Lemma 6 and the fact that T is reduced, one checks that the unique path between s_1 and s_2 has the form $s_1 - u - v - s_2$ with $u, v \notin L \cup S$. Using Lemma 6 and the fact that T is reduced, the unique path between s_1 and s_2 must have the form $s_1 - u - v - s_2$ with $u, v \notin L \cup S$. Suppose, for a contradiction, that both s_1 and s_2 have private edges other than their pendant edges. Then each of s_1 and s_2 would admit a private edge leading into a non-leaf, non-support vertex, which by Lemma 6 extends to two induced paths

$$l_1 - s_1 - u - z_0 - z_1 - z_2 - z_3 \quad \text{and} \quad l_2 - s_2 - v - w_0 - w_1 - w_2 - w_3$$

with l_1, l_2 the leaves adjacent to s_1, s_2 . Replacing s_1 and s_2 by the vertices l_1, l_2, z_0, w_0 then yields a ve-dominating set of strictly larger cardinality, contradicting the assumption that T is well-ve-dominated. Therefore, at least one of s_1 and s_2 has no private edge other than its pendant edge to its leaf (say s_i with leaf l_i). In this situation, replacing s_i by l_i , the set $S' := (S \setminus \{s_i\}) \cup \{l_i\}$ preserves ve-domination, minimality, and independence, while strictly reducing the number of edges that are ve-dominated by more than one vertex of the current set. Repeating this local replacement whenever two vertices in the set jointly ve-dominate an edge, we eventually obtain an independent minimal ve-dominating set $I \subseteq L \cup S$ such that every edge of T is ve-dominated by exactly one vertex of I .

(\Leftarrow) Conversely, suppose for a reduced tree T , there exists an independent set $I \subseteq L_T \cup S_T$ such that every edge of T is ve-dominated by exactly one vertex of I . Then, each edge of T is a private edge with respect to I , implying that I is a minimal ve-dominating set. Let D be any minimal ve-dominating set of T . Every good pendant edge has one endvertex in L_T and one endvertex in S_T . Also, by the definition of ve-domination, D must contain at least one vertex within distance at most 2 of each such edge; in particular, D must intersect the local neighborhood of every good pendant edge. Furthermore, by the uniqueness assumption on I , each edge of T is ve-dominated by a vertex of I , so no vertex at a distance greater than 2 from all good pendant edges is needed in a minimal ve-dominating set. Thus, every vertex of D lies in the union of these local neighborhoods. Since I contains exactly one vertex in $L \cup S$ for each good pendant edge, and any minimal ve-dominating set D can contain at most one vertex from the local neighborhood of a given good pendant edge (otherwise, one of them would be redundant), we obtain $|D| \leq |I|$. On the other hand, D must contain at least one vertex from the local neighborhood of each good pendant edge, and I does so with exactly one vertex per such edge; hence $|D| \geq |I|$. Therefore $|D| = |I|$, and every minimal ve-dominating set of T has the same cardinality. This shows that T is well-ve-dominated. \square

Theorem 10 provides a complete characterization of well-ve-dominated trees in terms of an independent set that ve-dominates every edge exactly once. This description reveals that the essential structure of a well-ve-dominated tree is governed entirely by its good pendant edges, and that minimal ve-dominating sets arise by selecting exactly one vertex from each such local configuration. As a direct consequence, the minimum ve-dominating number of a tree depends solely on whether the tree belongs to \mathcal{T}_1 or \mathcal{T}_2 and, in the latter case, on the number of good pendant edges it contains.

Corollary 11. *For every tree $T \in \mathcal{T}_1$, the minimum ve-dominating number of T is at most 1. In particular, $\gamma_{\text{ve}}(P_1) = 0$ and $\gamma_{\text{ve}}(P_2) = 1$. For every tree $T \in \mathcal{T}_2$, the minimum ve-dominating number of T is exactly the number of good pendant edges of T . Consequently, every $T \in \mathcal{T}_2$ has $\gamma_{\text{ve}}(T) \geq 2$, and P_6 is the unique tree in \mathcal{T}_2 with $\gamma_{\text{ve}}(P_6) = 2$.*

The preceding corollary shows that, for every tree $T \in \mathcal{T}_2$, each good pendant edge functions as an independent structural unit of ve-domination: every minimal ve-dominating set contains exactly one vertex arising from each such unit, and no vertex outside these units is ever required. This insight motivates a precise definition of these units, which will form the basic building blocks in our structural analysis of well-ve-dominated trees.

Let $T \in \mathcal{T}_2$ be well-ve-dominated, and let $e = v_1 v_2$ be a good pendant edge with leaf v_1 and support vertex v_2 . Similar to the unit structure of the well-indumatched trees in [15], we define the *unit* $U_T(e)$ as the subtree induced by all edges ve-dominated by v_2 , that is, the portion of T for which v_2 is the unique dominating vertex. By the definition of a good pendant edge, the vertices at distances 1 and 2 from v_1 are uniquely v_2 and

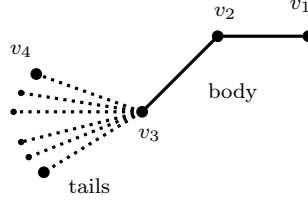


Figure 3: Structure of a unit in a well-ve-dominated tree in \mathcal{T}_2

v_3 , respectively, while several vertices may occur at distance 3. The path $v_1v_2v_3$ forms the *body* of the unit, and the edges joining v_3 to the vertices at distance 3 constitute its *tails*. Each body is a copy of P_3 , reflecting that every unit contains a minimal well-ve-dominated core. Let $U(T)$ denote the set of all units of T . By Lemma 6, two distinct units may intersect only in their tails and never share vertices of their bodies. In particular, the body of every unit is unique to that unit. Therefore, there is a natural one-to-one correspondence between the units in $U(T)$ and the good pendant edges of T . Combined with Corollary 11, this yields the following:

Observation 12. *For $T \in \mathcal{T}_2$, every minimal ve-dominating set of T contains exactly one vertex from the body of each unit of T . Consequently,*

$$|U(T)| = \gamma_{\text{ve}}(T).$$

To further analyze the internal structure of the units, we consider several natural subsets of the vertex set $V(T)$. Recall that L_T denotes the leaves of the good pendant edges of T , and S_T denotes the corresponding support vertices. Since each support vertex $s \in S_T$ may have neighbors other than its leaf, we isolate these vertices by defining $W_T = N(S_T) \setminus L_T$, the set of all non-leaf neighbors of support vertices. By definition, each unit in $U(T)$ contains exactly one vertex from each of the sets L_T , S_T , and W_T : the leaf and its support lie in L_T and S_T , respectively, while the unique vertex at distance two from the leaf lies in W_T . Together with Observation 12, this yields the following:

Observation 13. *Let $T \in \mathcal{T}_2$. Then the sets L_T , S_T , and W_T all have the same cardinality, and*

$$|L_T| = |S_T| = |W_T| = \gamma_{\text{ve}}(T).$$

To describe how units may overlap, we set $Z_T = N(W_T) \setminus S_T$, that is, the set of vertices lying at a distance of three from the leaves of the good pendant edges. By Lemma 6, different units may intersect only in W_T or Z_T . Whenever two units meet at such a vertex, we say they are *unit neighbors*. Moreover, Lemma 6 ensures that each vertex of W_T lies in the body of exactly one unit. The next lemma shows that the sets W_T and Z_T coincide; that is, the distinction between distance 2 and distance 3 vertices vanishes in well-ve-dominated trees.

Lemma 14. *For every $T \in \mathcal{T}_2$, we have $Z_T = W_T$.*

Proof. We first show that $Z_T \subseteq W_T$. Suppose, to the contrary, that there exists a vertex $z \in Z_T \setminus W_T$. Let D be a minimum ve-dominating set containing z . Let U_z be the unit whose tail contains z , with leaf l , support vertex s , and the unique vertex $w \in W_T$ adjacent to s . To dominate the good pendant edge ls , the set D must also contain at least one of l , s , or w ; call this vertex x . Neither z nor x can ve-dominate any other good pendant edge of T , and hence D must include a distinct vertex from each remaining unit. This contradicts Corollary 11, which states that every minimal ve-dominating set contains exactly one vertex from each unit. Thus no such z exists, and $Z_T \subseteq W_T$.

We now show that $W_T \subseteq Z_T$. Assume that there exists a vertex $w \in W_T \setminus Z_T$. Let U_w be the unit containing w , with leaf l_w and support vertex s_w , and let z_w be the non-support neighbor of w in its tail. Since $z_w \notin S_T$ and is adjacent to $w \in W_T$, we must have $z_w \in Z_T$. But then $z_w \in Z_T \subseteq W_T$, meaning that z_w is itself the distance-2 vertex of another unit U_{z_w} , which forces w to lie in Z_T , contradicting our assumption that $w \in W_T \setminus Z_T$. Thus $W_T \subseteq Z_T$. Combining the two inclusions yields $Z_T = W_T$. \square

By Observation 13 and Lemma 14, the vertex set $V(T)$ admits a natural decomposition into three pairwise disjoint subsets of equal size,

$$V(T) = L_T \cup S_T \cup W_T,$$

which we refer to as the *unit partition* of T . The sets L_T and S_T are independent, while the connectivity of T implies that W_T induces a (not necessarily reduced) subtree of T . This partition immediately implies the following:

Corollary 15. *For every tree $T \in \mathcal{T}_2$, we have $|V(T)| = 3n$ and $\gamma_{\text{ve}}(T) = n$ for some integer $n \geq 2$. Moreover, T has exactly n leaves, all of which appear as the leaf endpoints of good pendant edges.*

The unit partition shows that every well-ve-dominated tree in \mathcal{T}_2 consists of three layers of equal cardinality, with all structural variability concentrated in the subtree induced by W_T . Thus, W_T acts as the structural skeleton of the tree, while the leaves and support vertices provide uniform attachments that enforce well-ve-domination. Figure 4 illustrates this decomposition for a tree $T \in \mathcal{T}_2$. vertices in L_T , S_T , and W_T are labelled l , s , and w , respectively, and highlighted in red together with the good pendant edges sl and their incident edges sw . Each red component corresponds precisely to the body of a unit, whereas the induced subtree on W_T is drawn in black. This contrast makes the unit structure of T transparent and clearly displays its partition into the sets L_T , S_T , and W_T .

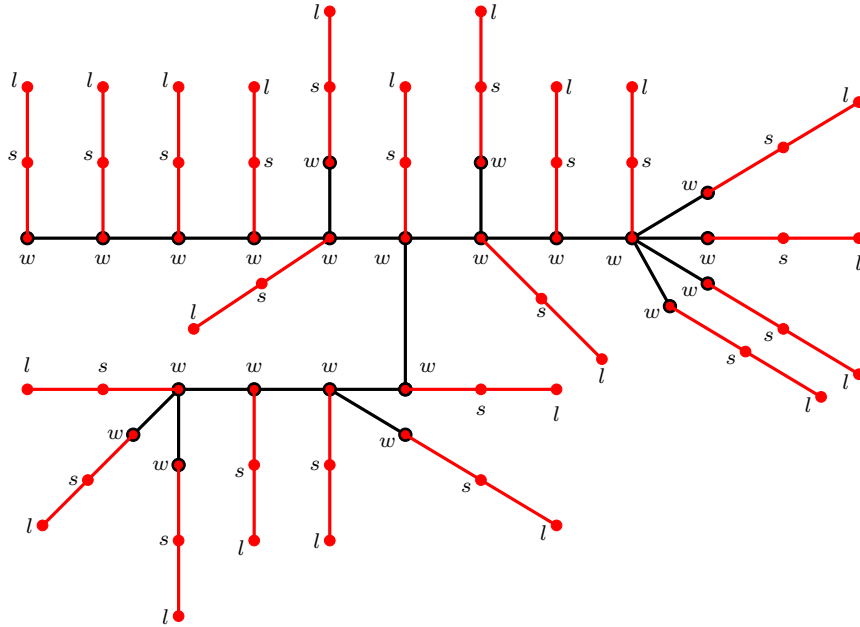


Figure 4: Labelling of vertices in a well-ve-dominated tree in \mathcal{T}_2

The next theorem shows that this relationship is exact: every tree on $n \geq 2$ vertices can be used as the W -subtree of a unique well-ve-dominated tree in \mathcal{T}_2 of order $3n$. In other words, an arbitrary tree can be expanded into a reduced well-ve-dominated structure simply by adjoining a good pendant edge to each of its vertices. This operation preserves all adjacency relations within the original tree while forcing the resulting structure to satisfy the defining properties of \mathcal{T}_2 .

Theorem 16. *Let R be an arbitrary tree (not necessarily reduced) with order ≥ 2 . Then there exists a well-ve-dominated tree $T \in \mathcal{T}_2$ whose unit partition*

$$V(T) = L_T \cup S_T \cup W_T$$

satisfies that the subtree induced by W_T is isomorphic to R .

Proof. Let R be a tree of order ≥ 2 with vertex set $V(R)$ and edge set $E(R)$, and set $W_T := V(R)$. For each vertex $w \in W_T$, introduce two new vertices s_w, ℓ_w and add the edges $ws_w, s_w\ell_w$. Then $s_w\ell_w$ is a good pendant edge of T , with leaf ℓ_w and support vertex s_w , while w plays the role of the distance-2 vertex in its unit. We define

$$L_T := \{\ell_w : w \in W_T\}, \quad S_T := \{s_w : w \in W_T\}.$$

Thus, $V(T) = L_T \cup S_T \cup W_T$, and

$$E(T) = E(R) \cup \{ws_w : w \in W_T\} \cup \{s_w\ell_w : w \in W_T\}.$$

Since T is obtained from R by attaching a pendant path of length two at every vertex, T remains connected and acyclic, and hence is a tree. Moreover,

$$|L_T| = |S_T| = |W_T| = |V(R)|, \quad |V(T)| = 3|V(R)|.$$

We now show that T is well-ve-dominated. Consider an edge $w_1w_2 \in E(R)$ with $w_1, w_2 \in W_T$. To ve-dominate this edge uniquely, one may select either of the pairs

$$\{s_{w_1}, \ell_{w_2}\} \quad \text{or} \quad \{s_{w_2}, \ell_{w_1}\},$$

each of which also ve-dominates the associated pendant edges and their incident edges. Since R is a tree, this local choice can be extended consistently to all edges of R to produce an independent set $I \subseteq S_T \cup L_T$ that ve-dominates every edge of T *exactly once*. By Theorem 10, this implies that T is well-ve-dominated, and therefore $T \in \mathcal{T}_2$.

Moreover, by construction, the subgraph induced by W_T is exactly R , and each triple (ℓ_w, s_w, w) forms the body of a unit of T , satisfies all structural properties described Observations 12 and 13. \square

As established in Theorem 16, every well-ve-dominated tree $T \in \mathcal{T}_2$ possesses a structural backbone W_T to which all units are attached. Along this backbone, the edges play a distinguished role: they are exactly the edges at which the tails of distinct units meet. We call such edges *unit-cut edges*. Deleting a unit-cut edge e while keeping both endpoints separates T into two vertex-disjoint well-ve-dominated subtrees, each containing the bodies of different units. This canonical separation is referred to as the *unit-cut decomposition* of T . The next result shows that ve-domination behaves additively with respect to this decomposition.

Lemma 17. *Let $T \in \mathcal{T}_2$ and let $e = uv \in E(W_T)$ be a unit-cut edge. Let T_u and T_v be the two components obtained by deleting e where $u \in V(T_u)$ and $v \in V(T_v)$. Then*

$$\gamma_{\text{ve}}(T) = \gamma_{\text{ve}}(T_u) + \gamma_{\text{ve}}(T_v).$$

Moreover, iterating this decomposition at all unit-cut edges yields a family of pairwise vertex-disjoint well-ve-dominated subtrees that are precisely the bodies of units of T .

Proof. Let $e = uv$ be a unit-cut edge of T . By definition, removing e disconnects T into two well-ve-dominated trees T_u and T_v , each containing the bodies of distinct units. Repeatedly applying the same decomposition to each component yields a family $\mathcal{F}(T)$ of vertex-disjoint well-ve-dominated subtrees. Every member of $\mathcal{F}(T)$ is the body of a unit of T . By Observation 12, each unit body contributes exactly one vertex to any minimum ve-dominating set of T , and therefore

$$|\mathcal{U}(T)| = \gamma_{\text{ve}}(T).$$

Applying the same reasoning within T_u and T_v yields

$$|\mathcal{U}(T_u)| = \gamma_{\text{ve}}(T_u) \quad \text{and} \quad |\mathcal{U}(T_v)| = \gamma_{\text{ve}}(T_v).$$

Since $\mathcal{U}(T)$ is the disjoint union of $\mathcal{U}(T_u)$ and $\mathcal{U}(T_v)$, we obtain

$$\gamma_{\text{ve}}(T) = |\mathcal{U}(T_u)| + |\mathcal{U}(T_v)| = \gamma_{\text{ve}}(T_u) + \gamma_{\text{ve}}(T_v),$$

as required. \square

Having established the additivity of ve-domination under unit-cut decomposition, it is natural to ask whether the process may be reversed: starting from smaller well-ve-dominated components, can we combine them to form a larger tree in \mathcal{T}_2 while preserving the additive behaviour of γ_{ve} ? The following construction provides precisely this inverse operation.

As the inverse of unit-cut decomposition, two vertex-disjoint well-ve-dominated trees in \mathcal{T}_2 may be merged into a larger one by joining a pair of backbone vertices. Let T_1 and T_2 be such trees, and let $u \in W_{T_1}$ and $v \in W_{T_2}$. Form a new tree T^* by adding the single edge uv , an operation referred to as a *unit-cut extension* of T_1 and T_2 at u and v . The next lemma shows that this extension preserves both membership in \mathcal{T}_2 and the additive structure of ve-domination demonstrated in Lemma 17.

Lemma 18. *Let $T_1, T_2 \in \mathcal{T}_2$ be vertex-disjoint well-ve-dominated trees, and let $u \in W_{T_1}$ and $v \in W_{T_2}$. Let T be the tree obtained by adding the edge uv . Then $T \in \mathcal{T}_2$ and*

$$\gamma_{\text{ve}}(T) = \gamma_{\text{ve}}(T_1) + \gamma_{\text{ve}}(T_2).$$

Proof. Let T be obtained from T_1 and T_2 by performing a unit-cut extension at u and v . By construction, the unit partitions of T_1 and T_2 combine to form the unit partition of T : vertices of $L_{T_1} \cup L_{T_2}$ remain leaves of T , vertices of $S_{T_1} \cup S_{T_2}$ remain support vertices, and vertices of $W_{T_1} \cup W_{T_2}$ remain internal.

Since T_1 and T_2 are well-ve-dominated, every edge of T_1 (resp. T_2) is ve-dominated by a unique vertex of an independent ve-dominating set $I_1 \subseteq S_{T_1} \cup L_{T_1}$ (resp. $I_2 \subseteq S_{T_2} \cup L_{T_2}$). As the extension introduces only the single edge uv and both u and v retain their internal status, the argument in the proof of Theorem 10 yields an independent ve-dominating set $I \subseteq S_T \cup L_T$ that uniquely dominates every edge of T . Hence, by Theorem 10, the tree T is well-ve-dominated.

Finally, deleting the added edge uv recovers T_1 and T_2 as the two components of a unit-cut decomposition of T . Thus, by Lemma 17,

$$\gamma_{\text{ve}}(T_1) + \gamma_{\text{ve}}(T_2) = \gamma_{\text{ve}}(T),$$

as claimed. \square

In [13], linear-time algorithms are given for the ve-domination and independent ve-domination problems in block graphs, a class that properly includes all trees. That work

also identifies, in a recursive manner, the trees for which the two parameters coincide, i.e. $\gamma_{\text{ve}} = i_{\text{ve}}$. These results provide a broad algorithmic framework and clarify several aspects of ve-domination, but they do not focus on the more specific setting of well-ve-dominated trees, where additional structural regularities appear. In particular, every well-ve-dominated tree satisfies $\gamma_{\text{ve}}(T) = i_{\text{ve}}(T)$, but the converse does not hold: a tree may exhibit equality between these two parameters without being well-ve-dominated. Thus, while the characterization in [13] captures this numerical coincidence in a broader context, it does not describe the specific structural mechanisms that enforce it in the well-ve-dominated setting.

Theorem 16 provides precisely this missing structural insight. It shows how the unit partition and the backbone W_T together govern the ve-domination behaviour of a tree, making the underlying mechanisms transparent. As a consequence, we obtain not only a direct linear-time recognition algorithm, but also a clear constructive framework for generating all well-ve-dominated trees.

Corollary 19. *Given a tree T , it can be decided in linear time whether T is well-ve-dominated.*

Proof. First, we obtain the reduced tree $T' = R(T)$ in linear time. Let $L_{T'}$ denote the set of leaves of good pendant edges of T' , and let $S_{T'}$ denote their support vertices. Both sets can be identified in linear time by inspecting vertex degrees in T' . Next, for each edge $e = xy$ of T' , determine how many vertices of $S_{T'}$ ve-dominate e . A vertex s ve-dominates e precisely when $s \in \{x, y\}$ or s is adjacent to x or y . Thus, it suffices to check whether an endpoint of e , or one of their neighbours, belongs to $S_{T'}$. This requires inspecting only the neighbourhoods of x and y , so the total running time is proportional to the sum of degrees of T' , and therefore linear.

Suppose that an edge e is ve-dominated by two distinct support vertices $s_1, s_2 \in S_{T'}$. In this case, we modify the dominating set by replacing one of them with its corresponding leaf. This substitution preserves ve-domination, restores independence, and ensures that each edge remains uniquely ve-dominated, thereby producing a valid set $I \subseteq L_{T'} \cup S_{T'}$. Since each replacement requires inspecting only the local structure around a support vertex and its leaf, every interchange is performed in constant time, and the total time spent on all such adjustments is linear.

By Theorem 10, the tree T' is well-ve-dominated if and only if each edge of T' is ve-dominated by exactly one vertex of such an independent set $I \subseteq L_{T'} \cup S_{T'}$. Finally, by Lemma 2, T is well-ve-dominated if and only if T' is well-ve-dominated. Thus, the described procedure decides in linear time whether T is well-ve-dominated. \square

5. Conclusion

In this paper, we introduced the class of well-ve-dominated graphs and showed that recognizing such graphs is co-NP-complete. Thus, deciding whether all minimal ve-dominating sets of a graph have the same cardinality is computationally difficult in general. For trees, however, we obtained a complete structural characterization. Using the notions of unit-cut decomposition and unit-cut extension, we showed that every well-ve-dominated tree can be described in a clear recursive manner, fully capturing how its units interact along the backbone W_T . This characterization yields a linear-time recognition algorithm and provides a natural constructive framework for generating all well-ve-dominated trees.

Future work may explore whether similar structural descriptions exist for larger graph classes, especially subclasses of bipartite or chordal graphs, where the complexity of the ve-domination problem is better understood. Another direction is to investigate how well-ve-domination interacts with other domination parameters.

Acknowledgements. The author thanks the referee for their valuable comments and suggestions.

Funding. The author did not receive any financial support for the research, authorship, and/or publication of this article.

Data availability. No data were generated or analyzed during the current study.

Conflict of interest. The author declares that they have no conflict of interest.

References

- [1] M. D. Plummer, Some covering concepts in graphs, *J. Comb. Theory* 8 (1) (1970) 91–98.
- [2] M. Lesk, M. D. Plummer, W. R. Pulleyblank, *Equi-matchable graphs*, Academic Press, London, 1984.
- [3] A. Finbow, B. Hartnell, R. Nowakowski, Well-dominated graphs: a collection of well-covered ones, *Ars Combinatoria* 25A (1988) 5–10.
- [4] A. Frendrup, B. Hartnell, P. D. Vestergaard, A note on equimatchable graphs, *Australasian Journal of Combinatorics* 46 (2010) 185–190.
- [5] K. W. Peters, Theoretical and algorithmic results on domination and connectivity, Ph.D. thesis, Clemson University (1986).
- [6] J. R. Lewis, Vertex-edge and edge-vertex parameters in graphs, Ph.D. thesis, Clemson University (2007).
- [7] J. R. Lewis, S. T. Hedetniemi, T. W. Haynes, G. H. Fricke, Vertex-edge domination, *Util. Math.* 81 (2010) 193–213.
- [8] B. Krishnakumari, Y. B. Venkatakrishnan, M. Krzywkowski, Bounds on the vertex-edge domination number of a tree, *C. R. Math. Acad. Sci. Paris* 352 (2014) 363–366.
- [9] R. Boutrig, M. Chellali, T. W. Haynes, S. T. Hedetniemi, Vertex-edge domination in graphs, *Aequationes Math.* 90 (2016) 355–366.
- [10] R. Boutrig, M. Chellali, Total vertex-edge domination, *Int. J. Comput. Math.* 95 (2018) 1820–1828.
- [11] B. Krishnakumari, M. Chellali, Y. B. Venkatakrishnan, Double vertex-edge domination, *Discrete Math. Algorithms Appl.* 9 (4) (2017) 1750045.
- [12] R. Boutrig, M. Chellali, N. Meddah, Well ve-covered graphs, *Commun. Comb. Optim.* 10 (1) (2025) 69–78.
- [13] S. Paul, K. Ranjan, Results on vertex-edge and independent vertex-edge domination, *J. Comb. Optim.* 44 (2022) 303–330.
- [14] S. Akbari, T. Ekim, A. H. Ghodrati, S. Zare, Well-indumatched trees and graphs of bounded girth, *Australas. J. Combin.* 85 (1) (2023) 61–81.
- [15] Y. Büyükçolak, D. Gözüpek, S. Özkan, Well-indumatched pseudoforests, *Discrete Appl. Math.* 361 (2025) 85–102.