

# The Right Kind of Help: Evaluating the Effectiveness of Intervention Methods in Elementary-Level Visual Programming

Ahana Ghosh<sup>a</sup>, Liina Malva<sup>a,b</sup>, Alkis Gotovos<sup>a</sup>, Danial Hooshyar<sup>b</sup>, Adish Singla<sup>a</sup>

<sup>a</sup>*Max Planck Institute for Software Systems, Saarbrücken, Germany*

<sup>b</sup>*Tallinn University, Tallinn, Estonia*

---

## Abstract

Prior work has explored various intervention methods for elementary programming. However, the relative impact of these methods during the learning and post-learning phases remains unclear. In this work, we present a large-scale study comparing the effectiveness of various intervention methods in elementary programming both during learning and on novel tasks post-learning. Specifically, we compare three intervention methods: code-edit recommendations (CODE-REC), quizzes based on code edits (CODE-QUIZ), and quizzes based on metacognitive strategies (PLAN-QUIZ), along with a no-intervention control (group NONE). A total of 398 students (across grades 4–7) participated in a two-phase study: learning phase comprising write-code tasks from the *Hour of Code: Maze Challenge* with the intervention, followed by a post-learning phase comprising more advanced write-code tasks without any intervention. All intervention methods significantly improved learning performance over the control group while preserving students’ problem-solving skills in the post-learning phase. Quiz-based methods further improved performance on novel post-learning tasks. Students in intervention groups also reported greater engagement and perceived skill growth.

*Keywords:* elementary programming, intervention methods, code recommendation, quizzes

---



---

*Email address:* gahana@mpi-sws.org (Ahana Ghosh)

## 1. Introduction

Block-based visual programming environments have become an integral part of K-8 computer science (CS) education worldwide via widely adopted platforms and initiatives such as the *Hour of Code: Maze Challenge* (Code.org, 2022c,b) by code.org (Code.org, 2022a), *Scratch* (Maloney et al., 2010), and Stanford’s *Programming with Karel the Robot* (Pattis, 1981). However, programming tasks on these platforms can be inherently conceptual, open-ended, and require multi-step deductive reasoning to solve, thereby making them challenging for students (Grover et al., 2018; Kanellopoulou et al., 2021; Rodríguez et al., 2019). Hence, to effectively support a struggling student in solving these tasks, it is important to design just-in-time interventions on their attempts (Hattie & Timperley, 2007; Van der Kleij et al., 2015).

To support learners as they navigate these tasks, instructional interventions are often introduced during problem-solving. Effective interventions do not only correct errors, but they also guide learners’ thinking, reinforce strategy use, and cultivate self-regulated learning (SRL) behaviors such as planning, monitoring, and reflection (Zimmerman, 2002; Nicol & Macfarlane-Dick, 2006). Moreover, passive interventions that reveal solutions could impede key cognitive and metacognitive processes, potentially limiting learners’ ability to transfer knowledge to new contexts (Pankiewicz & Baker, 2023; Vasconcelos et al., 2023). Educational frameworks such as Cognitive Load Theory (Sweller, 1994) and SRL suggest that feedback and interventions must strike a balance: reducing unnecessary complexity while preserving opportunities for active engagement (Butler & Winne, 1995). Motivation also plays a central role and learners are more likely to persist and grow when interventions support their sense of autonomy, competence, and skill development (Deci & Ryan, 2013). Human tutors naturally provide such support, but scaling these personalized interventions requires automated systems that are pedagogically grounded and responsive. Specifically, for these automated feedback methods to be effective, they must align with core pedagogical principles identified in prior work: they should be informative without directly revealing complete solutions (Dawson et al., 2019), promote appropriate cognitive load (Paas et al., 2003), foster cognitive engagement, and be designed to support learning while encouraging independent problem-solving (Irons & Elkington, 2021).

Prior work in CS education has developed automated interventions including next-step code edits, worked examples, code-level quizzes, and inter-

ventions based on metacognitive processes (Paaßen et al., 2018; Zhi et al., 2019; Ghosh et al., 2022; Pechorina et al., 2023). However, many of these methods have been evaluated only during the learning phase, with limited understanding of their impact on independent problem-solving post-learning.

In this work, we investigate the following question: *How effective are intervention methods in supporting students during learning and fostering independent problem-solving?* To explore this, we carefully designed a large scale study with elementary school students, comparing three intervention methods: (i) code recommendations based on next-step code edits, (ii) quizzes based on the recommended code edits, and (iii) quizzes based on metacognitive problem-solving stages such as task planning and solution finding. Additionally, a control group with no intervention serves as a baseline for comparison. These methods were implemented within a visual block-based programming environment and evaluated across two phases: a learning phase with interventions via success on task and task engagement metrics and a post-learning phase without any intervention via performance on novel tasks. Figure 1 provides an example of a write-code task and the intervention framework. Our analysis is centered around the following research questions: **(RQ1)** How effective are the intervention methods in supporting students’ task performance, and cognitive effort during the learning phase? **(RQ2)** How effective are the intervention methods in fostering independent problem-solving in the post-learning phase? **(RQ3)** How do students perceive the intervention methods in terms of interest, enjoyment, and skill development?

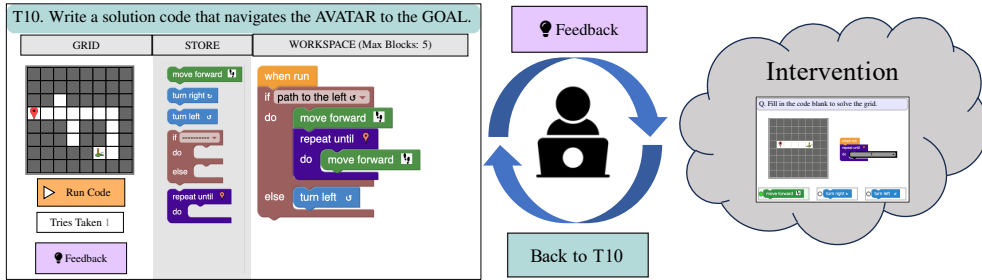


Figure 1: Illustration of our intervention framework. The interface shows a student working on task T10 during the learning phase. The student can seek the intervention at any time via the “Feedback” button, which links to a specific method. After interacting with the intervention, the student can continue working on the task. The no intervention control does not have “Feedback” button.

## 2. Related Work

In this section, we first review prior work on the design of intervention methods and motivate the rationale for selecting the specific intervention methods evaluated in this study. We then discuss these interventions w.r.t. their cognitive load and the effort required from students during engagement, providing the basis for our first research question (RQ1). Next, we consider the effects of these interventions on student performance and their potential for supporting transfer learning, which motivates our second research question (RQ2). Finally, we discuss the role of motivation in the design of interventions and instructional materials, leading to our third and final research question (RQ3).

### *2.1. Design of Intervention Methods*

Instructional interventions during learning play a critical role as they not only guide learners through complex problem-solving processes but also support the development of SRL behaviors. One of the core ideas of popular SRL frameworks is that learners improve when they can actively monitor, control, and reflect on their cognitive processes during task engagement (Zimmerman, 2002; Panadero, 2017). Feedback is therefore not only a corrective mechanism but a core mechanism that enable learners to regulate their learning (Butler & Winne, 1995). In particular, Winne’s metacognitive framework conceptualizes feedback as both externally provided (e.g., from tutors or systems) and internally generated through self-monitoring, shaping learners’ choices of strategies, goals, and responses over time (Butler & Winne, 1995).

The interventions evaluated in this study are situated within the above view of feedback. Within the CS education domain, prior work has explored different formats of feedback and interventions ranging from code recommendations (Piech et al., 2015; Paaßen et al., 2018), quizzes, scaffolds (Pechorina et al., 2023), and worked examples (Zhi et al., 2019) to subgoals (Marwan et al., 2020) and textual explanations (Wang et al., 2024). These interventions have been evaluated in diverse contexts such as hint generation in block-based and text-based environments (Piech et al., 2015), explanation-based feedback for novice programmers (Wang et al., 2024), and metacognitive scaffolding in C-style programming tasks with university-level students (Pechorina et al., 2023). These prior approaches vary in how they engage learners’ cognitive and metacognitive processes, and not all explicitly support self-regulation or interactive engagement. Foundational research

on feedback emphasizes that effective instructional feedback is not limited to indicating correctness, but should actively guide learners through the problem-solving process, encourage reflection, and adapt to their evolving understanding (Butler & Winne, 1995; Hattie & Timperley, 2007; Shute, 2008; Nicol & Macfarlane-Dick, 2006). Feedback is most impactful when it is timely, task-focused, and structured while fostering schema construction and transfer (Hattie & Timperley, 2007; Van der Kleij et al., 2015). However, within the domain of elementary programming, there are no studies explicitly comparing these different intervention modalities during learning.

Inquiry-driven learning tasks and interventions that encourage active reasoning, such as asking students to predict outcomes, explain code behavior, or plan action sequences—can further improve self-regulatory activity and engagement (Panadero, 2017; Winne, 1996). Similarly, interactive and adaptive scaffolds, such as dynamically generated hints or worked examples tailored to a student’s solution trajectory, are shown to support learning more effectively than static or generic support (Azevedo, 2005; Dignath & Büttner, 2008). To this end, we evaluate two quiz-based intervention methods in this study. The first intervention is a variant of the commonly known worked-example, which we adapt to the learner’s latest attempt on the task and re-frame as a fill-in-the-gap style quiz. The second intervention is structured as a planning and solution finding quiz, which prompts learners to reflect on the steps required to complete the visual programming task before constructing the solution code. This intervention is designed based on the findings that feedback promoting process-level engagement, as opposed to correctness-only cues, can improve both comprehension and strategic thinking (Hattie & Timperley, 2007; Nicol & Macfarlane-Dick, 2006). We also include a third intervention group as another condition, which is the code-recommendation based intervention designed on the code component of the fill-in-the-gap quiz-based intervention.

## 2.2. Cognitive Load of Interventions

An essential consideration in the design of educational interventions is their cognitive load i.e., how much working memory of learners they demand during engagement. Grounded in *Cognitive Load Theory* (CLT) (Sweller, 1994; Sweller et al., 1998), prior research emphasizes that instructional materials should be optimized to reduce extraneous cognitive load, manage intrinsic load, and promote germane processing that directly supports learning. When interventions exceed learners’ cognitive capacity, they risk overloading

working memory and impairing learning (Sweller et al., 1998; Chandler & Sweller, 1991).

Within intervention and feedback design, cognitive load has been studied implicitly by observing indicators such as time-on-task, success rates, error patterns, and learner-reported effort (Paas et al., 2003; Wang et al., 2021). High-performing interventions are those that enable students to perform better on the learning task while imposing minimal cognitive effort. In particular, effective interventions must balance meaningful guidance and avoid over-scaffolding or information redundancy (Shute, 2008). For example, worked examples that focus on key elements of a problem or provide immediate, explanatory feedback have been shown to reduce extraneous load, particularly for novice learners (Sweller, 1994; Cooper & Sweller, 1985). In contrast, generic, late-stage, or complex feedback often causes learners to struggle with problem-solving demands and causes them to self-monitor simultaneously, unnecessarily increasing cognitive load (Kalyuga et al., 2003; Kirschner et al., 2006). In block-based programming domains, interventions that provide structure and scaffolds, such as step-by-step planning tasks or adapted worked examples, can reduce unnecessary trial-and-error, allowing students to focus on relevant learning goals (Azevedo, 2005; Leiss et al., 2010).

To evaluate effectiveness of interventions during learning, it is therefore critical to consider not only improvements in task performance, but also the cognitive effort required to achieve those gains. Interventions that improve learning performance along with demanding lower (perceived) cognitive effort are more preferable across learners of varying prior knowledge levels. In this work, we use the time spent on tasks during the learning phase as a proxy for estimating cognitive load, and the success rate on these tasks as a proxy for assessing the benefits of the interventions during learning. To this end, we pose our first research question (**RQ1**): *How effective are the intervention methods in supporting students during the learning phase?*

### 2.3. Cognitive Engagement and Transfer Effects

While instructional interventions are typically evaluated based on immediate learning gains, an important dimension of their effectiveness is whether they foster transferable knowledge—enabling learners to apply strategies or insights to novel problems beyond the context in which they were taught. The ability to transfer learning to new tasks is closely tied to sustained cognitive engagement during instruction (Paas et al., 2003; Sweller et al., 1998),

and is a core objective of SRL, where students build generalizable strategies for planning, monitoring, and adapting across tasks (Zimmerman, 2002; Panadero, 2017). Prior studies have shown that interventions that scaffold metacognitive monitoring or encourage deliberate practice can enhance far transfer, particularly in domains requiring problem decomposition and abstraction, such as programming (Cooper & Sweller, 1985; Azevedo, 2005). For example, the use of faded worked examples or planning tasks has been linked to improved performance on novel, untaught problems by promoting deeper conceptual understanding (Renkl, 2002; Kalyuga et al., 2003).

In CS education domain, prior work has mainly focused on evaluating the impact of instructional interventions during the learning phase, often through immediate task performance or engagement metrics (Shute, 2008; Marwan et al., 2022, 2020). However, only few studies have systematically examined how such interventions influence learners’ ability to transfer knowledge to novel problem-solving scenarios, particularly once the scaffolds are removed. In this work, we aim to extend our evaluation by assessing whether learners can apply the strategies and knowledge acquired during intervention-supported learning to new tasks. To do so, we carefully designed a post-learning phase that includes diverse task types w.r.t. their novelty to the learning phase: structurally similar problems, modified variants requiring adaptation, and entirely novel tasks.

To evaluate whether the interventions foster transfer learning, we use students’ performance on post-learning tasks, completed without any interventions, as a proxy for transfer. These tasks require students to independently reconstruct or adapt problem-solving strategies and include both (structurally) similar and novel problems relative to the learning phase. We assess effectiveness using students’ success rates on these tasks. To this end, we pose our second research question (**RQ2**): *How effective are the intervention methods in fostering independent problem-solving in the post-learning phase?*

#### 2.4. Learner Motivation

Motivation plays a central role in how learners engage with and benefit from instructional interventions. Within SRL frameworks, motivational beliefs, such as self-efficacy, task value, and goal orientation, are core components that influence learners’ planning, persistence, and choice of strategies (Zimmerman, 2002; Panadero, 2017). These beliefs are not static but evolve through learners’ experiences of success, failure, and feedback. Specifically, SRL models emphasize the self-reflection phase, where learners engage

in self-judgment (evaluating their performance relative to goals or standards) and self-reaction (affective responses such as confidence, disappointment, or satisfaction) (Zimmerman, 2002; Panadero, 2017). These reflections directly affect future motivation by influencing learners’ willingness to re-engage, adjust strategies, or abandon tasks. Additionally, research on intrinsic motivation highlights that learners’ sense of autonomy, competence, and enjoyment of developing new skills further shapes how they interpret feedback and persist in challenging tasks (Deci & Ryan, 2013). Hence, motivation is both an input to and an outcome of the regulatory cycle, sustained through learners’ interpretations of their own progress, competence, and control. To support SRL effectively, interventions must therefore be designed not only to guide (meta)cognition, but also to reinforce learners’ motivational and affective regulation, especially in complex tasks.

In CS education specifically, prior work suggests that incorporating interactive, or challenge-based elements in learning activities can improve affective outcomes, including enjoyment, self-efficacy, and perceptions of competence (Marwan et al., 2020; Kelleher et al., 2007). Even quick, diverse quizzes between tasks have been associated with improved engagement and reduced performance anxiety by providing structure, variety, and more opportunities for success (Shute, 2008). The timing of interventions also matters—interleaving learning with formative assessment or problem-solving activities can sustain attention and increase a sense of progression (Bjork et al., 2011), particularly in block-based programming environments where learners may otherwise become stuck on the more challenging tasks.

Hence, we also evaluate students’ self-reported subjective perceptions of the intervention methods in terms of improving their motivation, interest, and contribution to their sense of skill development. To this end, we pose our third research question (**RQ3**): *How do students perceive the intervention methods in terms of interest, enjoyment, and skill development?*

### 3. Methodology

In this section, we first describe the participant pool and the interventions used in the study, followed by the overall study design, and the measures used for data analysis.



### *3.1. Data Collection Process and Participants*

We obtained an Institutional Review Board (IRB) approval from the Ethics Committee of Tallinn University before conducting the study. Data collection was carried out between January and March 2025. The study was conducted in Estonia where we randomly pooled a total of 22 schools. The teachers also sought consent from the parents of the students for participation in the study. Participation in the study was entirely voluntary for teachers and students; in particular it did not involve any specific benefits (e.g., no additional points were given to students towards their informatics lesson). Finally, the students who received approval from their parents for participation in the study were randomly allocated to one of the four intervention groups: NONE, CODE-REC, CODE-QUIZ, and PLAN-QUIZ (detailed in Section 3.2). The other students were provided with alternate learning material for the duration of the study, which did not include data collection. The teachers of each participating school were given detailed email instructions on how to carry out the data collection lessons.

We hosted both phases of the study on a web-based platform created specifically for the study. The two phases of the study were separated by at least a week. During both phases of the study, each participating student received a personal username that would be used throughout the study to be able to connect their data from different time points while securing their anonymity. The connection between the username and the student’s real name was only known by their teacher, and this information was not shared with the researchers. The teachers were instructed to intervene as little as possible and encourage the students to solve the problems independently. The first phase consisted of one 45-minute lesson, beginning with a brief presurvey. Participants then completed programming tasks in their assigned feedback group, with each task allowing multiple attempts. The second phase was conducted at least one week after the first and also comprised of one 45-minute lesson. Participants first completed a brief postsurvey; then they solved advanced write-code tasks of the post-learning phase (POSTHOC).

A total of 398 students between the ages of 9–15 across 22 schools participated in the study with the following distribution w.r.t. grade (year of study): 72 students from grade 4, 159 students from grade 5, 98 students from grade 6, and 69 students from grade 7. The distribution w.r.t. gender was as follows: 195 females and 203 males. Students were randomly allocated to one of the four intervention groups, and their distribution was as follows: 97 in NONE, 105 in CODE-REC, 97 in CODE-QUIZ, and 99 in PLAN-QUIZ.

### 3.2. Design of Intervention Methods

In this section, we describe the design of the specific intervention methods evaluated in our study. As shown in Figure 1, a student can request an intervention via the “Feedback” button when solving write-code tasks in the learning phase. Students can seek the intervention at any time; additionally, they are prompted about the availability of intervention after three consecutive incorrect attempts. Below, we provide an overview of the intervention methods evaluated and will release full implementation with the paper.

*No intervention (NONE).* This control group does not have access to any intervention during the learning phase, i.e., there is no “Feedback” button (see Figure 1). This serves as a baseline to which we will compare the performance of different intervention methods.

*Code-edit recommendations (CODE-REC).* This intervention method provides adaptive code recommendations to guide students toward the correct solution ( $C^*$ ) for the task. Given a student’s attempt ( $C^{\text{stu}}$ ), the method finds an intermediate code ( $C^{\text{rec}}$ ) which brings  $C^{\text{stu}}$  structurally closer to  $C^*$ . This method is inspired by next-step edits (Paaßen et al., 2018; Rivers & Koedinger, 2014; Ghosh et al., 2022), though it makes these edits at a code structure-level instead of individual blocks. As shown in Figure 2a, the intervention is provided in the form of recommendations, where students can either retain their attempt (via the “Keep my Code” button) or apply the recommendation (via the “Use New Code” button). Additional implementation details are presented in Appendix A.

*Quizzes based on code edits (CODE-QUIZ).* This intervention method integrates code-level feedback with interactive problem-solving, by transforming CODE-REC recommendations into fill-in-the-gap quizzes. This method is inspired by quiz-based interventions as presented in prior work (Zhi et al., 2019; Ghosh et al., 2022). As shown in Figure 2b, each quiz presents a visual grid, partial block-based code, and three options (e.g., `move`, `turnLeft`, `turnRight`). Students choose the correct code block to complete the blank in the code. Additional implementation details are presented in Appendix A.

*Quizzes based on metacognitive strategies (PLAN-QUIZ).* This intervention method integrates metacognitive strategies with interactive problem-solving,

by presenting non-adaptive quizzes based on task planning and solution finding. This method is inspired by the metacognitive scaffolding framework presented in the work of Pechorina et al. (2023) and is simplified in the context of elementary programming. As shown in Figure 2c, the intervention provides two quizzes: the first quiz asks students to analyze patterns in the action sequences; the second quiz asks them to select the correct solution. Students may revisit both quizzes at any point of their problem-solving process on the

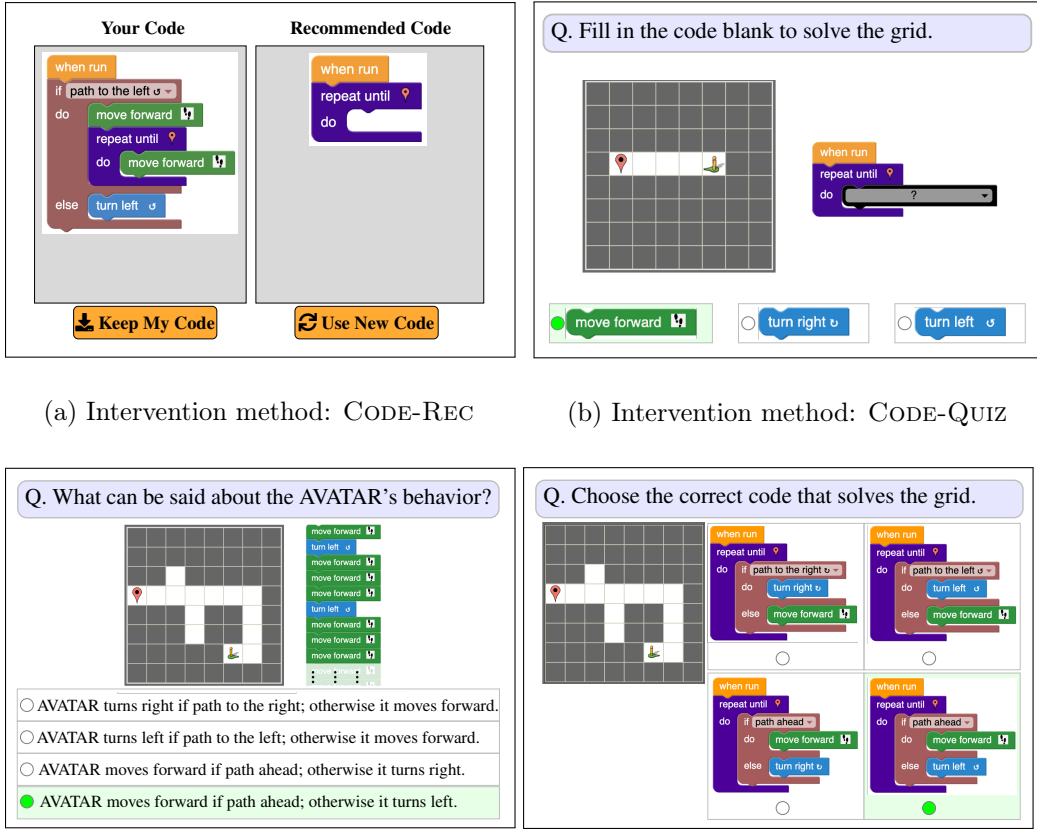


Figure 2: Illustration of the intervention methods evaluated in our study, corresponding to the task T10 and student attempt shown in Figure 1. (a) CODE-REC and (b) CODE-QUIZ presents the intervention as feedback which is adapted to the student's current attempt. (c) PLAN-QUIZ provide two quizzes for the task, though these quizzes are not adapted to the student's current attempt.

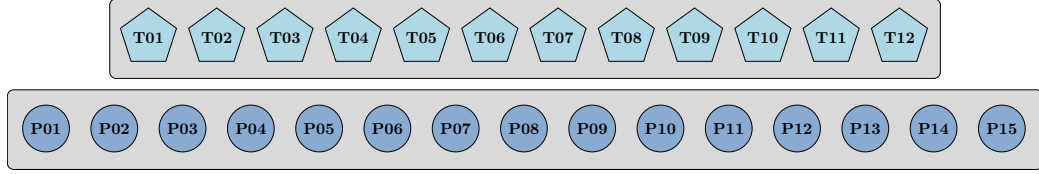
task. Additional implementation details are presented in Appendix A.

### 3.3. Study Design

Next, we outline our two-phase study setup, and logistics. Our study comprises of two phases: learning-phase and post-learning phase; see Figure 3a. The first (learning) phase comprised of one full 45-minute lesson, where participants begin with a brief presurvey followed by a curriculum of write-code tasks in their assigned intervention group, with each task allowing multiple attempts. The second (post-learning) phase also comprised of one full 45-minute lesson beginning with a brief postsurvey followed by a curriculum of write-code tasks without any intervention.

*Presurvey and postsurvey.* The presurvey included questions on students’ demographics, prior programming experience, tools used, and understanding of programming concepts (pre-knowledge). It also collected data on their self-perceived programming interest and skill using a 5-point Likert scale (1: low, 5: high). The postsurvey focused on students’ overall experience during the learning phase and included items on self-perceived enjoyment, acquisition of new skills, and again, programming interest and skill – all rated on a 5-point Likert scale (1: low, 5: high).

*Learning phase curriculum.* This phase evaluates the effectiveness of intervention methods during the learning phase. Given the limited duration of 45 minutes, and accounting for the time students would need to engage with intervention, we selected 12 write-code tasks after consulting with teachers. These tasks are from the popular programming curriculum, *Hour of Code: Maze Challenge* (Code.org, 2022b) by code.org (Code.org, 2022a), denoted as T01–T12 (collectively referred to as HOC), and cover introductory programming concepts as shown in Figure 3b. For each task, a specific intervention method (belonging to one of the three intervention groups: CODE-REC, CODE-QUIZ, PLAN-QUIZ), is accessible via a “Feedback” button. For the no-intervention control group, this button is not present. Figure 1 illustrates the learning interface for on such task in this phase (T10), along with a student attempt. Furthermore, after three consecutive incorrect attempts, a prompt encourages intervention usage. Students can seek the intervention multiple times on the same task. Additionally, we categorize the tasks according to the complexity of their solution codes as follows: EASY<sub>L</sub> (T01–T04) include basic actions such as moves, turns, and simple loops; HARD<sub>L</sub>: (T05–T12) include more advanced programming structures such as conditional loops.



(a) The blue pentagons illustrate the learning phase write-code tasks with the intervention. The dark blue circles illustrate the post-learning write-code tasks without any intervention.

Concept	Tasks in HoC	Tasks in PostHoC
Basic moves and turns	T01	P01 (same as T01), P08
REPEAT{}	T02, T03, T05	P02 (same as T03)
REPEAT{};REPEAT{}	T04	P11
REPEAT{};REPEAT{};REPEAT{}		
REPEATUNTIL{}	T06, T07	P03, P04 (same as T07), P09
REPEATUNTIL{IF}	T08, T09	P05 (same as T08), P10
REPEATUNTIL{IFELSE}	T10, T11	P06 (same as T10)
REPEATUNTIL{IFELSE{IFELSE}}	T12	P07 (same as T12), P15
REPEAT{};REPEATUNTIL{}		P12 (new combination)
REPEAT{REPEAT}		P13 (new combination)
REPEAT{IF}		P14 (new combination)

(b) Distribution of write-code tasks in the learning and post-learning phases.

Figure 3: Task details for the learning and post-learning phases. (a) illustrates the set of write-code tasks in the learning and post-learning phases. (b) presents further details about the tasks based on the programming concepts they cover.

*Post-learning phase curriculum.* This phase evaluates the effectiveness of the intervention methods in fostering independent problem-solving post-learning by assessing performance on (new) tasks without any intervention. To ensure a comprehensive assessment, we carefully selected tasks in consultation with teachers, prioritizing a mix of familiar programming concepts from the learning phase along with novel tasks requiring a different combination of the concepts seen in the learning phase – to evaluate students’ ability to apply their knowledge independently. Given that this phase didn’t involve any intervention, we used a slightly larger pool of 15 write-code tasks. These tasks, denoted as P01–P15 (collectively referred to as POSTHOC) are also based on the same domain; see Figure 3b. Each task can be attempted multiple

times. Similar to the learning phase, we categorized the tasks by difficulty:  $\text{EASY}_{\text{PL}}$  (P01,P02,P08) and  $\text{HARD}_{\text{PL}}$  (P03,P04–P07,P09–P15). Additionally, we characterize the tasks based on their similarity to the learning phase as follows:  $\text{COMMON}_{\text{PL}}$  (P01,P02, P04–P07) tasks are a subset of tasks in HOC;  $\text{NEW}_{\text{PL}}$  (P12–P14) tasks are novel to POSTHOC requiring new combination of programming concepts not seen in HOC. Figures 4b, 4c, and 4d illustrate these tasks. For instance, P12 (Figure 4b) requires task decomposition and combination of **REPEAT** and **REPEATUNTIL**. The design of this set of three tasks was particularly important, as each one— even independently—would serve as a means to assess transfer effects from the learning phase to the post-learning phase.

### 3.4. Data Analysis and Measures

After data collection, we processed the following information from each phase of the study to address our research questions:

- *Learning phase:* For each of the HOC tasks, we analyzed the success rate and time spent on them. Participants could score up to 12 points (1-point per task). We also recorded intervention interaction data, including time spent on the intervention and frequency of requests. Finally, from the presurvey data, we analyzed students’ prior programming experience, pre-knowledge, self-perceived programming interest, and skill.
- *Post-learning phase:* For each of POSTHOC tasks, we analyzed the success rate. Participants could score up to 15 points (1-point per task). From the postsurvey data, we analyzed students’ self-perceived programming interest and skill, as well as their perceived curriculum enjoyment and new skill development after the learning phase.

*Significance analysis methods.* To assess statistical significance across feedback methods, we first determined whether the key metrics—success rates on write-code tasks, time spent on tasks, and time spent on intervention—followed a normal distribution. This distinction guided our choice between parametric and non-parametric significance tests. We applied the Shapiro-Wilk test (Shapiro & Wilk, 1965), which is recommended for moderately sized datasets such as ours ( $n = 398$ ). The null hypothesis of this test assumes normality; thus, a p-value  $< 0.05$  would indicate a non-normal distribution. For the learning phase, we tested the total HOC scores, as well as the

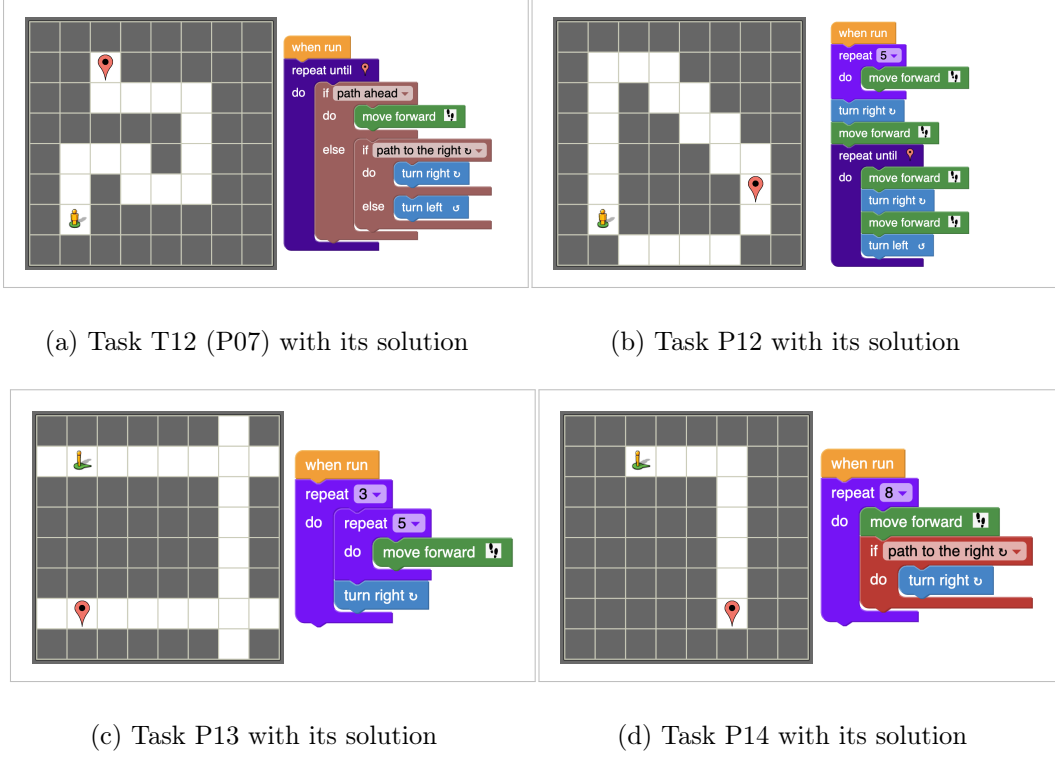
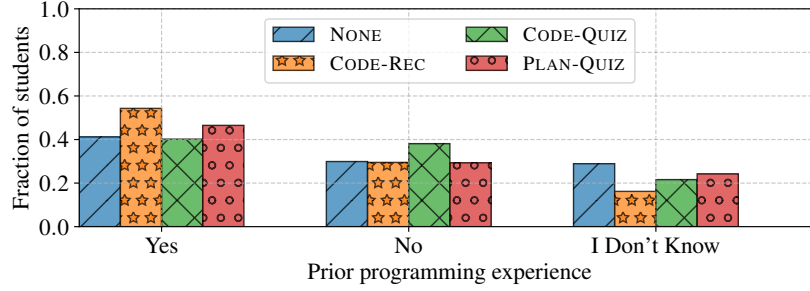
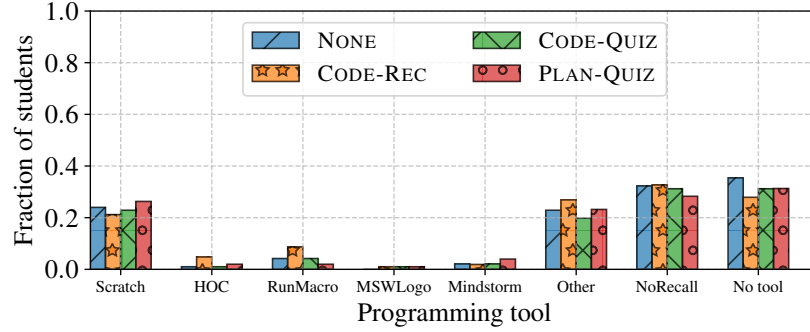


Figure 4: Illustration of tasks from the learning and post-learning phases. (a) illustrates the most advanced task (T12) in the learning phase, which is also the same as post-learning task P07. (b, c, d) illustrate the novel tasks  $NEW_{PL}$  from the post-learning phase.

time spent on the intervention for each task. Both distributions were non-normal ( $p < 0.001$ ). Similarly, in the post-learning phase, the distributions of POSTHOC scores and time spent on tasks were also non-normal ( $p < 0.001$ ). Given these results, we opted for non-parametric statistical tests. Specifically, we used the *Kruskal-Wallis test* (Kruskal & Wallis, 1952) to evaluate differences across the intervention conditions. For pairwise group comparisons (an intervention method vs. the NONE control), we used the *Mann-Whitney U test* (Mann & Whitney, 1947) and applied a Bonferroni correction (Dunn, 1959) with factor 3 to adjust for the three comparisons for each intervention method with the no-intervention control group. Specifically, when reporting statistical significance w.r.t.  $p$  values, we use a threshold of  $\frac{0.01}{3}$  (i.e.,  $p < 0.0033$ ) or  $\frac{0.05}{3}$  (i.e.,  $p < 0.0166$ ) to capture the different significance lev-



(a) Students' prior programming experience



(b) Experience with programming tools

Figure 5: We present students' self-reported prior programming experience and tools used based on the data collected in the presurvey. We compared prior experience between the intervention groups based on *Kruskal-Wallis* test of significance (Kruskal & Wallis, 1952) and found no differences. Further details about the participating student population is presented in Section 3.1.

els. Effect sizes for the pairwise comparisons were computed using Cohen's  $d$  (Cohen, 1988) to quantify the magnitude of differences across conditions.

## 4. Results

In this section, we report the results of our study with respect to the research questions introduced in Section 1. We first evaluate participants' pre-knowledge and prior experience from their presurvey responses, and then present findings corresponding to each research question.



Group	Performance (Success Rate %)		
	Overall	Difficulty Level	
	HoC (T01–T12)	EASY <sub>L</sub> (T01–T04)	HARD <sub>L</sub> (T05–T12)
NONE	73.0 (2.31)	99.2 (0.57)	59.9 (3.39)
CODE-REC	97.2 (1.16)**	99.0 (0.95)	96.3 (1.38)**
CODE-QUIZ	86.5 (2.32)**	97.9 (1.14)	80.8 (3.22)**
PLAN-QUIZ	86.2 (2.29)**	99.2 (0.76)	79.7 (3.32)**

(a) Success rate

Group	Time (s)	Intervention	
	HoC (T01–T12)	Time (s)	Rate
NONE	351 (21.0)	—	—
CODE-REC	240 (15.0)**	5 (0.3)	0.91 (0.056)
CODE-QUIZ	347 (24.5)	13 (1.0)	1.14 (0.087)
PLAN-QUIZ	296 (19.6)**	16 (1.1)	1.09 (0.068)

(b) Time spent on tasks and intervention

Figure 6: Performance in the learning phase. **(a)** presents the average success rates on write-code tasks. Cell colors indicate deviation from NONE baseline: green for improvement, and red for decline, with darker shades for greater differences. **(b)** presents the average time spent on the tasks, average time spent interacting with the intervention and the average number of times the intervention is sought. All values are reported as means with standard errors in gray parentheses. \*\* indicates significance w.r.t. NONE with  $p < 0.0033$  (see Section 3.4). Further details are presented in Section 4.2.

#### 4.1. Pre-knowledge and Prior Experience

Before beginning the analysis of our research questions, we verified prior experience among the participants in the four intervention groups. Figure 5 presents the distribution of student responses w.r.t. their programming experience and tool usage. The results indicated no significant differences in prior programming skill ( $p > 0.08$ ) or in the programming tools students had previously used ( $p > 0.72$ ).

#### 4.2. RQ1: Performance in Learning Phase

To address our first research question, we evaluate the effectiveness of the different intervention methods by comparing their performance on HOC tasks

during the learning phase. The results are presented in Figure 6. We analyze the average success rate across all 12 HOC tasks for each intervention group, as well as their performance on the  $\text{EASY}_L$  and  $\text{HARD}_L$  categories. All three intervention groups—CODE-REC, CODE-QUIZ, and PLAN-QUIZ—perform significantly better than the NONE control group ( $d = 0.82$  with a large effect size). We also report the score distributions across task categories for this phase, along with their medians, in Figure B.10 in Appendix B.1. Additionally, participants in the CODE-QUIZ and PLAN-QUIZ conditions spent significantly more time interacting with the intervention ( $d = 1.10$  with a large effect size) compared to CODE-REC.

These results show that all the three intervention methods improve performance during the learning phase. CODE-REC appears to be the most effective, potentially due to its ease of use and the fact that it directly guides a student to the solution within a few intervention rounds. The quiz-based intervention modalities (CODE-QUIZ and PLAN-QUIZ) show greater engagement and potentially higher cognitive load as indicated by the increased time spent interacting with them.

#### 4.3. RQ2: Performance in Post-Learning Phase

To address our second research question, we evaluate the effectiveness of the different intervention methods by comparing their performance on POSTHOC tasks during the post-learning phase. The results are presented in Figure 7. We first compare the average success rate across all 15 POSTHOC tasks for each intervention group, and no significant differences were observed among them. This trend remains consistent when analyzing performance across tasks categorized by difficulty, i.e.,  $\text{EASY}_{PL}$  and  $\text{HARD}_{PL}$ . We also report the score distributions across task categories for this phase, along with their medians, in Figure B.11 in Appendix B.2.

To gain deeper insight, we examine performance based on novelty relative to the HOC tasks. The performance gap between intervention groups widens for the most novel tasks, with the quiz-based intervention groups showing stronger performance. In particular, from the  $\text{NEW}_{PL}$  category, the CODE-QUIZ group significantly outperforms the NONE group on task P12 ( $d = 0.34$  with a small effect size), which also requires higher-order problem-solving strategies such as task decomposition.

Group	Performance (Success Rate %)		
	Overall		Difficulty Level
	PostHoC (P01–P15)	EASY <sub>PL</sub>	HARD <sub>PL</sub>
NONE	61.1 (2.29)	95.5 (1.16)	52.5 (2.72)
CODE-REC	63.3 (2.36)	94.0 (1.26)	55.6 (2.76)
CODE-QUIZ	62.3 (2.71)	93.1 (1.62)	54.6 (3.14)
PLAN-QUIZ	62.8 (2.65)	92.9 (1.68)	55.2 (3.06)

(a) Performance on write-code tasks from the post-learning phase based on task difficulty. EASY<sub>PL</sub> tasks are (P01, P02, P08) and HARD<sub>PL</sub> tasks are (P03, P04–P07, P09–P15).

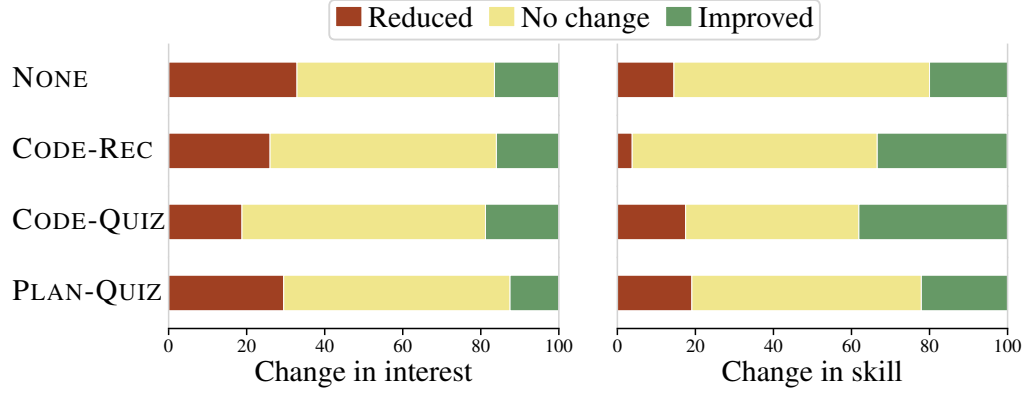
Group	Performance (Success Rate %)				
	Novelty w.r.t. HoC				
	COMMON <sub>PL</sub>	NEW <sub>PL</sub>	P12	P13	P14
NONE	79.0 (2.02)	26.1 (3.76)	22.7 (4.27)	34.0 (4.84)	21.6 (4.20)
CODE-REC	82.4 (1.94)	30.8 (3.95)	29.5 (4.47)	39.0 (4.78)	23.8 (4.18)
CODE-QUIZ	79.2 (2.34)	35.7 (4.38)	38.1 (4.96)*	41.2 (5.02)	27.8 (4.57)
PLAN-QUIZ	78.3 (2.35)	36.0 (4.14)	35.4 (4.83)	46.5 (5.04)	26.3 (4.45)

(b) Performance on write-code tasks from the post-learning phase based on novelty w.r.t. tasks from the learning phase (HoC). COMMON<sub>PL</sub> tasks are (P01,P02,P04–P07) and NEW<sub>PL</sub> tasks are (P12–P14). During the learning phase, students’ performance on write-code tasks common to both phases (COMMON<sub>L</sub>) was as follows for each intervention group: NONE : 68.7(2.43); CODE-REC : 96.7(1.26); CODE-QUIZ : 84.7(2.40); PLAN-QUIZ : 84.3(2.50).

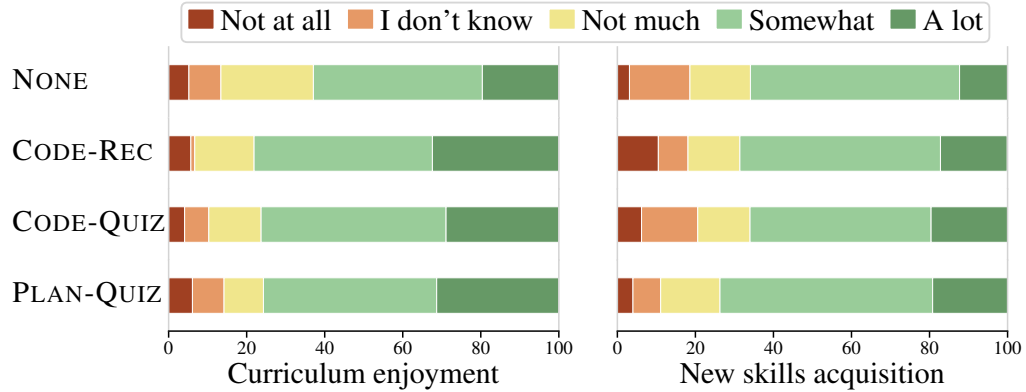
Figure 7: Performance in the post-learning phase. We present average success rates on tasks. Cell colors indicate deviation from NONE baseline: green for improvement, and red for decline, with darker shades for greater differences. All values are reported as means with standard errors in gray parentheses. \* indicates significance w.r.t. NONE with  $p < 0.0166$  (see Section 3.4). Further details are presented in Section 4.3.

#### 4.4. RQ3: Perceptions on Interest, Enjoyment, and Skill Development

To address our third research question, we analyze students’ perceptions across the different intervention groups. This analysis is based on the presurvey and postsurvey questions with data collected using a 5-point Likert scale. In Figure 8a, we analyzed students’ perceived change in interest and change in programming skill obtained by comparing the differences in presurvey



(a) Change in programming interest and skill



(b) Curriculum enjoyment and new skills acquisition

Figure 8: Student engagement after analysis of presurvey and postsurvey results. (a) presents students' perceived change in programming interest and skill after the learning phase. (b) presents students' self-reported enjoyment and new skill acquisition during the learning phase. Further discussion of the results are presented in Section 4.4.

and postsurvey responses. Additionally, in Figure 8b, we assessed students' perception about enjoyment of the curriculum and new skills acquisition. Figure 9 presents the analysis of curriculum enjoyment and perceived new skill acquisition, aggregated by students' age group (younger vs. older).

The CODE-QUIZ group reported slightly greater increase in perceived interest and programming skill. Regarding the curriculum enjoyment, all intervention methods were perceived positively with over 78% of students

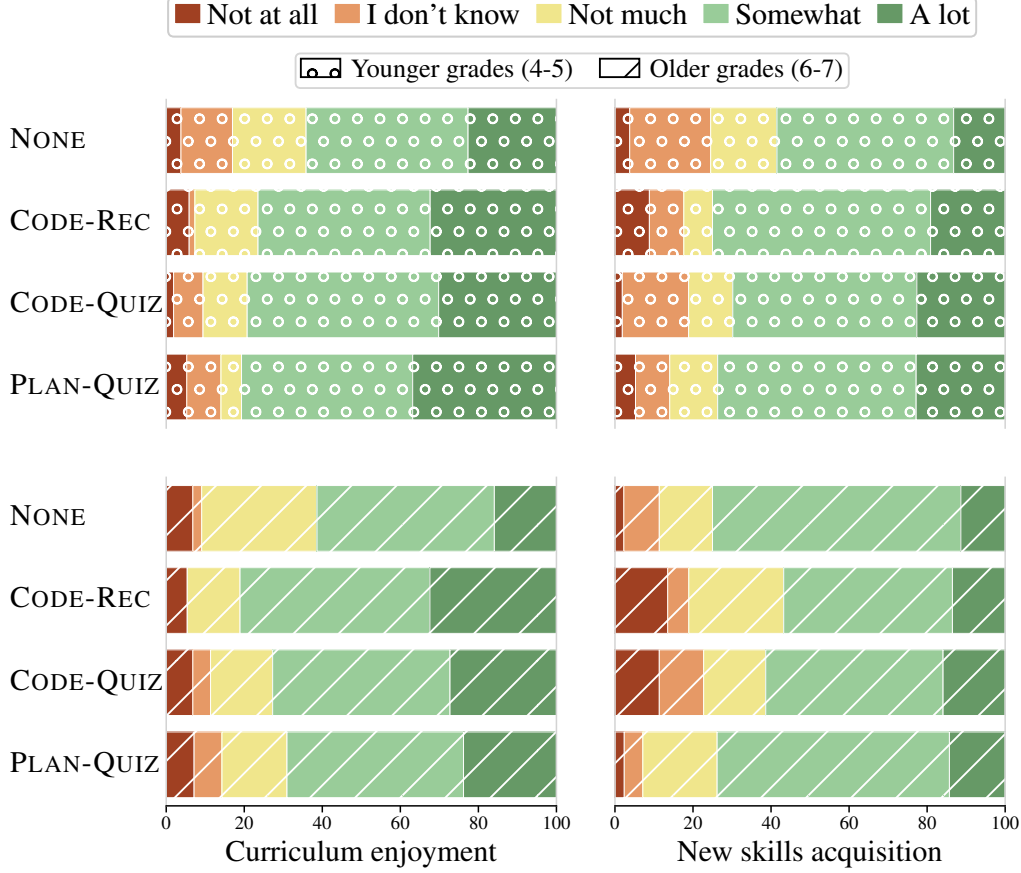


Figure 9: Student engagement after analysis of postsurvey results based on younger age group (Grades 4 and 5) and older age group (Grades 6 and 7). The top row presents younger students’ self-reported enjoyment and new skill acquisition during the learning phase; the bottom row presents the same metrics for older students. Further discussion of the results are presented in Section 4.4.

indicating they found the curriculum “somewhat” or “a lot” enjoyable, compared to 63% in the NONE control – these results tend toward significance for all methods w.r.t. NONE with  $p < 0.02$ . When specifically looking into the data for younger students in grades 4–5, they reported even higher levels of enjoyment for quiz-based methods (over 80%), in contrast to CODE-REC (about 76%) and NONE control (about 64%). Regarding the new skills acquisition, a greater proportion of students in the PLAN-QUIZ group reported gaining new skills, with 73% indicating “somewhat” or “a lot” of skill gain

compared to 67% in the NONE control. Conversely, the CODE-REC group had the highest proportion of students who reported not gaining new skills, with 11% indicating “not at all”.

## 5. Discussion

In this section, we delve into the broader implications of each finding as part of our research questions and with respect to the different intervention methods.

### 5.1. Cognitive Engagement, and Transfer Effects of Intervention Methods

*Overview.* From the findings in RQ1 and RQ2, we observe that during the learning phase, all three intervention methods, code recommendations, code recommendation-based quizzes, and quizzes grounded in metacognitive stages, significantly outperformed the no-intervention control group. This suggests that structured interventions are generally beneficial for students during learning. These results align with prior research showing that code recommendations, adaptive quizzes, and metacognitive scaffolds can each enhance learning performance when compared to unguided practice (Paaßen et al., 2018; Ghosh et al., 2022; Pechorina et al., 2023).

In terms of cognitive load, our findings indicate that all interventions reduced the load associated with the write-code tasks in the learning phase (T01–T12), as reflected by reduced task completion times compared to the no-intervention control. However, the interventions themselves varied in their cognitive demands. The code recommendation method showed the lowest cognitive effort, as seen in both shorter engagement times and lower voluntary usage rates, suggesting that students found it easier and faster to use. By contrast, the quiz-based interventions required higher engagement time, consistent with their design to prompt active reasoning and reflection.

When evaluating cognitive engagement and transfer effects, we find that although all intervention methods improved performance during the learning phase relative to the no-intervention control group, their effects diverged in the post-learning phase. On average, performance across all groups was similar in post-learning tasks. However, when examining tasks common to both the learning and post-learning phases ( $\text{COMMON}_L$ ,  $\text{COMMON}_{PL}$ ), the largest performance drop occurred in the code recommendation group—suggesting possible overreliance on the intervention (see Figure 7b and its caption). In

contrast, the quiz-based groups showed significantly smaller declines, indicating greater retention of problem-solving strategies. Furthermore, on novel and structurally varied tasks (P12, P13, P14) that demanded higher-order reasoning, planning, and task decomposition, students in the quiz-based groups outperformed those who received the more passive code recommendations. These findings suggest that while simpler interventions may support short-term performance through direct guidance, cognitively engaging interventions promote deeper learning and knowledge transfer—consistent with prior work on process-level feedback and metacognitive scaffolding (Hattie & Timperley, 2007; Shute, 2008; Nicol & Macfarlane-Dick, 2006; Panadero, 2017; Pechorina et al., 2023)

*Relation to prior work and intervention design implications.* These findings highlight an important trade-off between cognitive load and cognitive engagement in instructional intervention design. While low-effort interventions like code recommendations are efficient and accessible, they risk promoting surface-level engagement and overreliance effects. In contrast, interventions that demand greater cognitive effort—such as interactive quizzes encouraging planning or reflection—may initially appear more effortful but yield better post-learning outcomes and transfer benefits. This is in alignment with cognitive load theory (Sweller et al., 1998) and self-regulated learning perspectives (Zimmerman, 2002; Panadero, 2017), both of which emphasize balancing guidance with opportunities for active regulation.

From a design perspective, the results suggest that quiz-based interventions that require learners to engage actively, plan, or predict outcomes are more effective for developing transferable problem-solving skills than more passive methods such as code recommendations. While low-effort scaffolds like code recommendations help students make quick progress on immediate tasks, they provide limited support for the metacognitive processes needed to tackle novel problems. In contrast, quizzes that prompt learners to articulate steps, justify choices, or complete partially structured solutions encourage deeper cognitive engagement, which in turn leads to better performance on unfamiliar tasks. Educational systems should therefore prioritize active, reasoning-oriented quiz formats over more passive code recommendations, as these quizzes not only promote long-term learning and independent strategy use but also remain lightweight during learning and help sustain students’ task engagement.

### 5.2. *Motivation Effects of the Intervention Methods*

*Overview.* From the findings in RQ3, we observe that across the elements of intrinsic motivation examined in this study—students’ perceived programming skill, enjoyment of the curriculum, and sense of new skills acquisition—the quiz-based intervention groups reported consistently higher gains than the code recommendation group and the no-intervention control. Students in the quiz-based groups showed the largest increase in perceived programming interest and skill. For curriculum enjoyment, all intervention groups outperformed the control condition; however, among younger learners, the quiz-based interventions led to higher enjoyment than the passive code recommendation method. A similar pattern emerged for new skills acquisition: learners in the quiz-based conditions reported greater perceived gains, whereas the code recommendation group contained the largest proportion of students who indicated no new skills learned. Taken together, these proxy indicators for intrinsic motivation suggest that while all interventions improve motivational outcomes relative to no intervention, the quiz-based methods appear particularly effective, especially for younger students.

*Relation to prior work and intervention design implications.* These findings align with prior research highlighting the role of active, cognitively engaging tasks in supporting learners’ motivational beliefs (Zimmerman, 2002; Panadero, 2017). Interventions that prompt planning, prediction, or reflection can strengthen learners’ sense of competence and enjoyment in developing new skills (Deci & Ryan, 2013). The advantages of the quiz-based methods observed here are consistent with prior work in CS education showing that interactive and structured activities can enhance affective outcomes, including confidence and perceived competence (Marwan et al., 2020; Kelleher et al., 2007).

The contrast with the passive code recommendation condition further reinforces that motivation is not only influenced by task success but also by the nature of learners’ cognitive engagement. Lightweight, low-effort interventions such as code recommendations help students progress through tasks but provide fewer opportunities for learners to experience autonomy and competence, which are central elements of intrinsic motivation (Deci & Ryan, 2013). In contrast, the active quiz formats appear to promote a greater sense of skill growth and enjoyment by requiring learners to make decisions, and engage more deeply with the task.



From a design perspective, these results suggest that motivational benefits are most likely to emerge when interventions combine structure with opportunities for active reasoning. Integrating brief, low-effort quizzes that elicit planning or prediction skills may therefore be an effective way to support student motivation, particularly for younger students who may benefit from more guided but engaging forms of support.

## 6. Threats to Validity

In this section, we discuss the different threats to validity (Cook et al., 2002) in our empirical study that might influence our results and measures taken to mitigate them.

*Internal validity.* Internal validity refers to the extent to which our study results can be attributed to the intervention method rather than other external factors. To ensure this, we randomized the assignment of participants to intervention groups (see Section 3.1). This approach helps minimize potential biases, such as selection bias, that could influence the outcomes. Additionally, prior research has highlighted that randomized control trial (RCT) study designs help mitigate many threats to internal validity in other experimental approaches (Campbell & Stanley, 2015; Campbell, 2017). Furthermore, teachers were instructed to intervene as little as possible during the lessons involved in the study, ensuring that external influences were minimized.

*External validity.* External validity refers to the extent to which the results of our study can be generalized to other settings. To ensure this, our study was conducted across a diverse set of schools and grades (4, 5, 6, 7), where computer science education is integrated into school curricula, either as part of classroom instruction or extracurricular activities. The participants were primarily K-8 learners. While these conditions provide valuable insights into the specific educational context we studied, the findings may not be fully applicable to all K-8 learners, especially those in countries with different curricular structures or varying levels of access to computing education.

*Construct validity.* Construct validity refers to the extent to which the metrics used in our study truly measure the concepts they are intended to measure. To ensure this in our study, the learning-phase and post-learning phase metrics were designed to assess the effectiveness of intervention during both the learning and post-learning phases. As described in Section 3.3, the study

was structured into two distinct phases—a learning phase and a post-learning phase—with a gap of at least a week between them. Although this design captures important aspects of learning and post-learning effects, more focused think-aloud studies during each phase could provide deeper insights into the problem-solving strategies used by students during both phases.

## 7. Conclusions and Future Directions

We conducted a large-scale study to evaluate the effectiveness of three different intervention methods: code-edit recommendations, quizzes based on code edits, and quizzes based on metacognitive strategies focusing on task planning and solution-finding. The study was conducted in the visual programming domain, assessing student performance during both the learning and post-learning phases. Our results show that all three intervention methods improved problem-solving and engagement during the learning phase without hindering post-learning performance. Our results also suggest that quiz-based intervention methods further improved the performance on more advanced and novel tasks in the post-learning phase.

Several avenues for future work emerge from these findings. A natural next step is to extend the learning phase across multiple lessons to investigate whether prolonged exposure to intervention materials strengthens long-term learning transfer. Longer exposure would also make it possible to study the development of students’ problem-solving strategies over time, and to determine whether the metacognitive, planning-focused quizzes encourage different or more structured strategies compared to the other interventions.

Another important direction is to evaluate whether these effects and outcomes hold in more advanced, text-based programming environments such as Python. Prior work in such domains has shown benefits from explanation-based interventions (Vasconcelos et al., 2023), and introducing the broader set of quiz-based interventions evaluated here could reveal whether they provide similar or more advantages in settings with higher syntactic and conceptual complexity.

**Acknowledgements.** We would like to thank the teachers and students in Estonia for their participation in the study. Funded/Cofunded by the European Union (ERC, TOPS, 101039090). Views and opinions expressed are however those of the author(s) only and do not necessarily reflect those of the European Union or the European Research Council. Neither the European Union nor the granting authority can be held responsible for them.

## References

- Ahmed, U.Z., Christakis, M., Efremov, A., Fernandez, N., Ghosh, A., Roychoudhury, A., Singla, A., 2020. Synthesizing Tasks for Block-based Programming, in: Proceedings of the Annual Conference on Neural Information Processing Systems (NeurIPS).
- Azevedo, R., 2005. Using Hypermedia As A Metacognitive Tool for Enhancing Student Learning? The Role of Self-Regulated Learning. *Educational Psychologist* 40, 199–209. doi:10.1207/s15326985ep4004\_2.
- Bjork, E.L., Bjork, R.A., et al., 2011. Making Things Hard on Yourself, But in a Good Way: Creating Desirable Difficulties to Enhance Learning. *Psychology and the real world: Essays illustrating fundamental contributions to society* 2, 56–64.
- Butler, D.L., Winne, P.H., 1995. Feedback and Self-Regulated Learning: A Theoretical Synthesis. *Review of Educational Research* 65, 245–281. doi:10.3102/00346543065003245.
- Campbell, D.T., 2017. Factors Relevant to the Validity of Experiments in Social Settings. *Sociological Methods* , 243–263.
- Campbell, D.T., Stanley, J.C., 2015. *Experimental and Quasi-experimental Designs for Research*. Ravenio books.
- Chandler, P., Sweller, J., 1991. Cognitive Load Theory and The Format of Instruction. *Cognition and Instruction* 8, 293–332. doi:10.1207/s1532690xc0804\_2.
- Code.org, 2022a. Code.org. <https://code.org/>.
- Code.org, 2022b. Hour of Code: Classic Maze Challenge. <https://studio.code.org/s/hourofcode>.
- Code.org, 2022c. Hour of Code Initiative. <https://hourofcode.com/>.
- Cohen, J., 1988. *Statistical Power Analysis for the Behavioral Sciences*. 2 ed., Lawrence Erlbaum Associates.

- Cook, T.D., Campbell, D.T., Shadish, W., 2002. Experimental and Quasi-Experimental Designs for Generalized Causal Inference. volume 1195. Houghton Mifflin Boston, MA.
- Cooper, G., Sweller, J., 1985. The Use of Worked Examples As A Substitute For Problem Solving In Learning Algebra. *Cognition and Instruction* 2, 59–89. doi:10.1207/s1532690xci0201\_3.
- Dawson, P., Henderson, M., Mahoney, P., Phillips, M., Ryan, T., Boud, D., Molloy, E., 2019. What Makes for Effective Feedback: Staff and Student Perspectives. *Assessment & Evaluation in Higher Education* .
- Deci, E.L., Ryan, R.M., 2013. Intrinsic Motivation and Self-Determination in Human Behavior. Springer Science & Business Media.
- Dignath, C., Büttner, G., 2008. Components of Fostering Self-Regulated Learning Among Students: A Meta-Analysis on Intervention Studies at Primary and Secondary School Level. *Metacognition and Learning* 3, 231–264. doi:10.1007/s11409-008-9029-x.
- Dunn, O.J., 1959. Estimation of the Medians for Dependent Variables. *The Annals of Mathematical Statistics* .
- Ghosh, A., Tschischek, S., Devlin, S., Singla, A., 2022. Adaptive Scaffolding in Block-Based Programming via Synthesizing New Tasks as Pop Quizzes, in: *Proceedings of the International Conference on Artificial Intelligence in Education (AIED)*.
- Grover, S., Basu, S., Schank, P.K., 2018. What We Can Learn About Student Learning From Open-Ended Programming Projects in Middle School Computer Science, in: *Proceedings of the 49th ACM Technical Symposium on Computer Science Education (SIGCSE)*, ACM. pp. 999–1004.
- Hattie, J., Timperley, H., 2007. The Power of Feedback. *Review of Educational Research* .
- Irons, A., Elkington, S., 2021. Enhancing Learning Through Formative Assessment and Feedback. Routledge.
- Kalyuga, S., Chandler, P., Sweller, J., 2003. Expertise Reversal Effect. *Educational Psychologist* 38, 23–31. doi:10.1207/S15326985EP3801\_3.

- Kanellopoulou, I., Garaizar, P., Guenaga, M., 2021. What Makes a Maze-Based Programming Challenge Difficult?, in: Learning Analytics Summer Institute Spain 2021, CEUR-WS.org. pp. 20–27.
- Kelleher, C., Pausch, R., Kiesler, S., 2007. Storytelling Alice Motivates Middle School Girls to Learn Computer Programming, in: Proceedings of the SIGCHI Conference on Human Factors in Computing Systems (CHI), ACM. pp. 1455–1464. doi:10.1145/1240624.1240844.
- Kirschner, P.A., Sweller, J., Clark, R.E., 2006. Why Minimal Guidance During Instruction Does Not Work: An Analysis of the Failure of Constructivist, Discovery, Problem-based, Experiential, and Inquiry-Based Teaching. *Educational Psychologist* 41, 75–86. doi:10.1207/s15326985ep4102\_1.
- Van der Kleij, F.M., Feskens, R.C., Eggen, T.J., 2015. Effects of Feedback in a Computer-Based Learning Environment on Students’ Learning Outcomes: A Meta-Analysis. *Review of Educational Research* .
- Kruskal, W.H., Wallis, W.A., 1952. Use of Ranks in One-Criterion Variance Analysis. *Journal of the American Statistical Association* , 583–621.
- Leiss, D., Schukajlow, S., Blum, W., 2010. Improving Problem-Solving Strategies by Using Feedback and Self-Monitoring. *International Journal of Science and Mathematics Education* 8, 689–709. doi:10.1007/s10763-009-9186-x.
- Maloney, J., Resnick, M., Rusk, N., Silverman, B., Eastmond, E., 2010. The Scratch Programming Language and Environment. *Transactions on Computing Education (TOCE)* .
- Mann, H.B., Whitney, D.R., 1947. On a Test of Whether One of Two Random Variables is Stochastically Larger than the Other. *The Annals of Mathematical Statistics* .
- Marwan, S., Akram, B., Barnes, T., Price, T.W., 2022. Adaptive Immediate Feedback for Block-based Programming: Design and Evaluation. *IEEE Transactions on Learning Technologies* .
- Marwan, S., Gao, G., Fisk, S., Price, T.W., Barnes, T., 2020. Adaptive Immediate Feedback can Improve Novice Programming Engagement and

- Intention to Persist in Computer Science, in: Proceedings of the ACM conference on International Computing Education Research (ICER).
- Nicol, D.J., Macfarlane-Dick, D., 2006. Formative Assessment and Self-Regulated Learning: A Model and Seven Principles of Good Feedback Practice. *Studies in Higher Education* 31, 199–218. doi:10.1080/03075070600572090.
- Paas, F., Renkl, A., Sweller, J., 2003. Cognitive Load Theory and Instructional Design: Recent Developments. *Educational Psychologist* 38.
- Paaßen, B., Hammer, B., Price, T.W., Barnes, T., Gross, S., Pinkwart, N., 2018. The Continuous Hint Factory - Providing Hints in Continuous and Infinite Spaces. *Journal of Educational Data Mining (JEDM)* .
- Padurean, V., Tzannetos, G., Singla, A., 2023. Neural Task Synthesis for Visual Programming. *Transactions of Machine Learning Research (TMLR)* .
- Panadero, E., 2017. A Review of Self-Regulated Learning: Six Models and Four Directions For Research. *Frontiers in Psychology* 8, 422. doi:10.3389/fpsyg.2017.00422.
- Pankiewicz, M., Baker, R.S., 2023. Large Language Models (GPT) for Automating Feedback on Programming Assignments, in: Proceeding of the International Conference on Computers in Education (ICCE).
- Pattis, R.E., 1981. *Karel the Robot: A Gentle Introduction to the Art of Programming*. John Wiley & Sons, Inc.
- Pechorina, Y., Anderson, K., Denny, P., 2023. Metacodenition: Scaffolding the Problem-Solving Process for Novice Programmers, in: Proceedings of the Australasian Computing Education Conference (ACE).
- Piech, C., Sahami, M., Huang, J., Guibas, L.J., 2015. Autonomously Generating Hints by Inferring Problem Solving Policies, in: Proceedings of the International Conference on Learning at Scale (L@S).
- Renkl, A., 2002. Worked-Out Examples: Instructional Explanations Supplemented by Self-Explanations. *Learning and Instruction* 12, 529–556. doi:10.1016/S0959-4752(01)00030-5.

- Rivers, K., Koedinger, K.R., 2014. Automating Hint Generation with Solution Space Path Construction, in: Proceedings of the International Conference on Intelligent Tutoring Systems (ITS).
- Rodríguez, F.J., Smith, C.R., Smith, A., Boyer, K.E., Wiebe, E.N., Mott, B.W., Lester, J.C., 2019. Toward a Responsive Interface to Support Novices in Block-Based Programming, in: 2019 IEEE Blocks and Beyond Workshop (B&B), IEEE. pp. 9–13.
- Shapiro, S.S., Wilk, M.B., 1965. An Analysis of Variance Test for Normality (Complete Samples). *Biometrika* , 591–611.
- Shute, V.J., 2008. Focus on Formative Feedback. *Review of Educational Research* 78, 153–189. doi:10.3102/0034654307313795.
- Singh, R., Gulwani, S., Rajamani, S., 2012. Automatically Generating Algebra Problems, in: AAAI.
- Sweller, J., 1994. Cognitive Load Theory, Learning Difficulty, and Instructional Design. *Learning and Instruction* 4.
- Sweller, J., van Merriënboer, J.J.G., Paas, F.G.W.C., 1998. Cognitive architecture and instructional design. *Educational Psychology Review* 10, 251–296. doi:10.1023/A:1022193728205.
- Vasconcelos, H., Jörke, M., Grunde-McLaughlin, M., Gerstenberg, T., Bernstein, M.S., Krishna, R., 2023. Explanations Can Reduce Overreliance on AI Systems During Decision-Making. *Proceedings of the ACM on Human Computer Interaction* .
- Wang, S., Mitchell, J.C., Piech, C., 2024. A Large Scale RCT on Effective Error Messages in CS1, in: Proceedings of the ACM Technical Symposium on Computer Science Education (SIGCSE).
- Wang, Y., Liu, M., Riaz, M., 2021. The Influence of Feedback Content and Feedback Timing on Multimedia Learning Achievement: A Cognitive Load Perspective. *Frontiers in Psychology* 12, 706821. doi:10.3389/fpsyg.2021.706821.
- Winne, P.H., 1996. A Metacognitive View of Individual Differences In Self-Regulated Learning. *Learning and Individual Differences* 8, 327–353. doi:10.1016/S1041-6080(96)90022-9.

- Zhang, K., Shasha, D.E., 1989. Simple Fast Algorithms for the Editing Distance Between Trees and Related Problems. SIAM .
- Zhi, R., Price, T.W., Marwan, S., Milliken, A., Barnes, T., Chi, M., 2019. Exploring the Impact of Worked Examples in a Novice Programming Environment, in: Proceedings of the ACM Technical Symposium on Computer Science Education (SIGCSE).
- Zimmerman, B.J., 2002. Becoming A Self-Regulated Learner: An Overview. Theory Into Practice 41, 64–70. doi:10.1207/s15430421tip4102\\_2.



## Appendix A. Implementation Details of Intervention Methods

We present additional implementation details of the three intervention methods evaluated in our study. To enhance reproducibility, we will also publicly release our implementation of these methods along with the main paper.

*Code recommendation based on code-edit (CODE-REC).* Our implementation of CODE-REC uses a variant of next-step code edit algorithms (Paaßen et al., 2018; Rivers & Koedinger, 2014; Piech et al., 2015). It takes as input the solution code of the write-code task,  $C^*$  and the student’s current attempt on the task,  $C^{\text{stu}}$ . Our algorithm then iteratively expands a neighborhood  $N(C^{\text{stu}})$  of code variations derived from the abstract syntax tree (AST) of  $C^{\text{stu}}$ . The neighborhood expansion continues until an overlap is found with the rooted subtrees of the abstract syntax tree (AST) of  $C^*$ . Among the overlapping candidates, the code with the minimal tree edit distance to  $C^*$  is selected as the final code recommendation,  $C^{\text{rec}}$ . This variant of the next-step code edit was also used in the work of (Ghosh et al., 2022). In our Python-based implementation, we use the Zhang-Sasha tree edit distance (Zhang & Shasha, 1989) algorithm for distance computation and a customized AST class for finding the neighbors of  $C^{\text{stu}}$ .

*Quiz-based code edit (CODE-QUIZ).* Our implementation of CODE-QUIZ builds upon the code recommendation generated using the CODE-REC algorithm. Prior research has explored automated methods for synthesizing visual tasks corresponding to a given code. To transform the code recommendation into a quiz, we first generate a set of candidate visual task grids using symbolic execution techniques (Singh et al., 2012; Ahmed et al., 2020; Padurean et al., 2023). From this set, the best visual grid is manually selected. The missing code-blank in the code recommendation corresponds to the basic action located in the deepest and rightmost child node of the AST. The answer choices for all quizzes are fixed to the three basic actions in the maze domain: `move`, `turnLeft`, and `turnRight`. Additionally, we manually design textual feedback for each incorrect selection. Through this process,  $C^{\text{rec}}$  is converted into  $Q^{\text{rec}}$  and presented as feedback for this method.

*Quiz based on metacognitive scaffolds (PLAN-QUIZ).* Our implementation of PLAN-QUIZ involved manually crafting both the planning and solution-finding quizzes for each of the 12 tasks in the HOC learning phase curriculum.

In total, we created 24 quizzes—12 based on the planning and evaluation stages of problem-solving ( $Q^{\text{plan}}$ ), and 12 based on the solution-finding stage ( $Q^{\text{solve}}$ ). Each quiz contained four options, with one correct answer, and we also provided hand-crafted textual feedback for each incorrect option. When a student requests feedback for a write-code task for the first time,  $Q^{\text{plan}}$  is presented, while  $Q^{\text{solve}}$  is shown for all subsequent requests.

## **Appendix B. Performance in the Learning and Post-learning Phases**

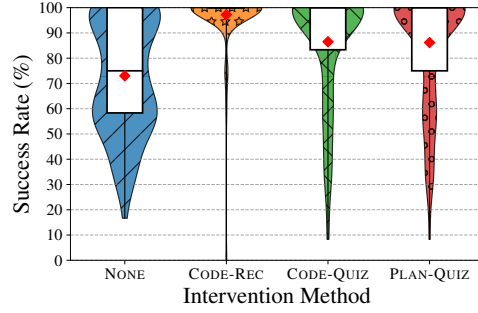
In this section, we present additional results of performance in the learning and post-learning phases.

### *Appendix B.1. Performance in the Learning Phase*

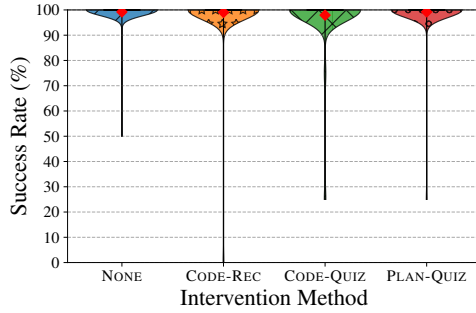
Figure B.10 presents the distribution of success rates on write-code tasks from the learning phase based on different task categories.

### *Appendix B.2. Performance in the Post-Learning Phase*

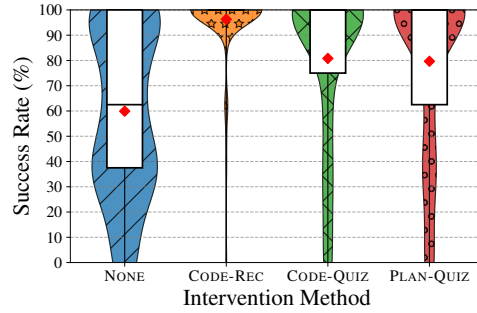
Figure B.11 presents the distribution of success rates on write-code tasks from the post-learning phase based on different task categories.



(a) HoC (T01-T12)

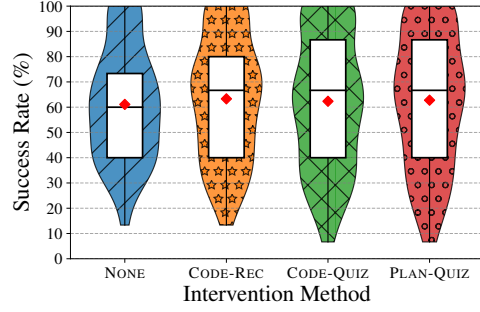


(b) EASY<sub>L</sub>(T01-T04)

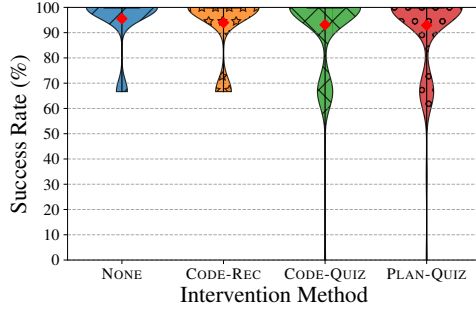


(c) HARD<sub>L</sub>(T05-T12)

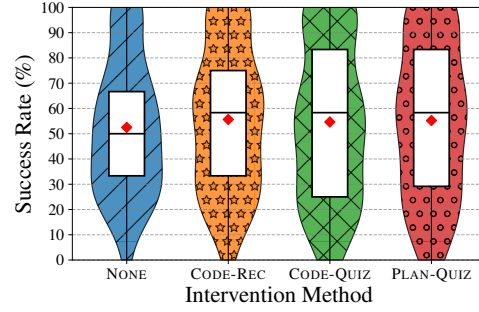
Figure B.10: Performance in the learning phase. (a)–(c) presents the distribution of success rates on write-code tasks from the learning phase. The horizontal solid black line in the box plots represent the median of the distribution. The red diamond in the plots represent the mean of the specific intervention group.



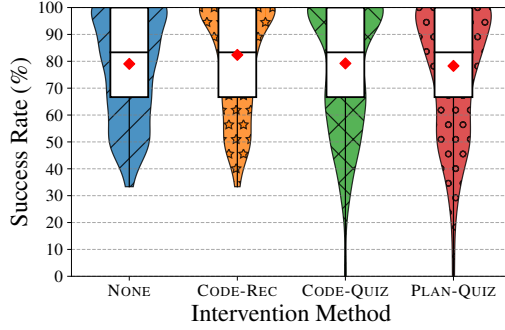
(a) PostHoC (P01–P15)



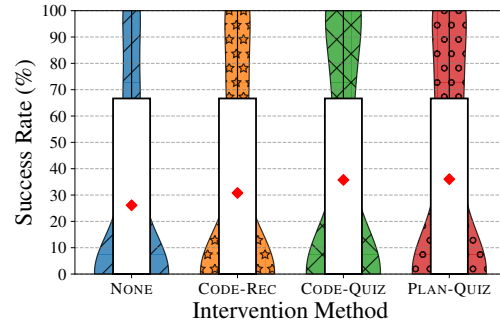
(b) EASY<sub>PL</sub> (P01, P02, P08)



(c) HARD<sub>PL</sub> (P03, P04–P07, P09–P15)



(d) COMMON<sub>PL</sub> (P01, P02, P04, P05, P06, P07)



(e) NEW<sub>PL</sub> (P12, P13, P14)

Figure B.11: Performance in the post-learning phase. (a)–(e) presents the distribution of success rates on write-code tasks from the post-learning phase. The horizontal solid black line in the box plots represent the median of the distribution. The red diamond in the plots represent the mean of the specific intervention group. For the distribution of scores in NEW<sub>PL</sub>, the median success rate for each of the intervention group was 0.