

# On Intensity of Preference Rank Reversal in the AHP

Jiří Mazurek<sup>1</sup>, Luis Ángel Calvo<sup>2</sup>

<sup>1</sup>Department of Informatics and Mathematics, Silesian University in Opava, Czech Republic

<sup>2</sup>Department of Quantitative Methods (ICADE), and Institute for Research in Technology (IIT), Comillas Pontifical University, Madrid, Spain

## Abstract

The analytic hierarchy process (AHP) is one of the most widely used multicriteria decision-making methods, with applications from agriculture to space engineering. Despite its popularity, AHP has been repeatedly criticised for rank reversal, a phenomenon in which the ranking of alternatives changes after the addition or removal of an irrelevant or duplicate alternative.

This paper introduces a new type of rank reversal in AHP, arising when the intensity of preferences is uniformly increased. We show that even when all pairwise preferences preserve their direction and are intensified identically, the eigenvector method may produce a different ordering of alternatives. In contrast, the geometric mean (GM) method is robust to this intensity-of-preference (IOP) rank reversal.

The applicability of this result is shown through a real decision-making problem taken from a NASA manual concerning capability prioritisation for the planned lunar Gateway orbital station.

*Keywords:* AHP, eigenvector method, pairwise comparisons, pairwise comparison matrix, preference intensity, rank reversal.

# 1 Introduction

Multi-criteria decision-making and decision-aiding (MCDM/A) methods are widely used in science, business, government and engineering to support complex decision processes. Surveys such as Wang and Triantaphyllou [29] and Maleki and Zahir [16] highlight both the breadth of applications and the main methodological foundations. Among the most prominent approaches are AHP [22], TOPSIS, ELECTRE, PROMETHEE and several hybrid extensions. Despite their widespread adoption, these methods have been criticised for their vulnerability to rank reversal (RR), a phenomenon in which the ordering of alternatives changes after adding or removing an alternative. Numerous studies, including Lootsma [14], Dyer [10], Saaty and Vargas [23], and Triantaphyllou [26], document how such instabilities may compromise the reliability of multicriteria evaluations.

This paper introduces a new type of rank reversal in AHP associated with changes in the intensity of preference. The motivation comes from a real decision-making problem concerning the prioritisation of capabilities for NASA’s planned Lunar Gateway station (see Section 4). In this context, ordinal pairwise comparisons are converted into numerical ratios, raising the question of whether the resulting ranking remains stable when all strict preferences are uniformly strengthened while preserving their direction.

In general, this form of reversal may occur when qualitative (ordinal) comparisons are transformed into quantitative (cardinal) ones by assigning numerical values to preference relations. We show that intensity-of-preference (IOP) rank reversal can arise under the eigenvector (EV) method. In contrast, the geometric mean (GM) method is robust to such changes.

The paper is organised as follows. Section 2 presents the preliminaries. Section 3 reviews rank reversal, outlining the main types and mitigation strategies. Section 4 introduces the NASA example, and Section 5 formalises the IOP rank reversal and proves the robustness of the GM method. Conclusions close the paper.

## 2 Preliminaries

Let us consider  $n$  objects, usually criteria or alternatives, to be compared pairwise. Let  $c_{ij} > 0$  for all  $i, j \in \{1, \dots, n\}$  denote the relative importance (or preference) of object  $i$  over object  $j$ . In multiplicative pairwise comparisons,  $c_{ij}$  expresses how many times object  $i$  is judged to be more important than object  $j$ . In particular,  $c_{ij} > 1$  indicates a preference for  $i$  over  $j$ , while  $c_{ij} = 1$  denotes indifference between both objects.

All pairwise comparisons can be arranged into an  $n \times n$  pairwise comparison (PC) matrix:

$$C = \begin{bmatrix} 1 & c_{12} & \dots & c_{1n} \\ c_{21} & 1 & \dots & c_{2n} \\ \dots & \dots & \dots & \dots \\ c_{n1} & c_{n2} & \dots & 1 \end{bmatrix}$$

A matrix  $C$  is said to be (*multiplicatively*) *reciprocal* if:

$$\forall i, j \in \{1, \dots, n\} : \quad c_{ij} = \frac{1}{c_{ji}}. \quad (1)$$

A matrix  $C$  is said to be (*multiplicatively*) *consistent* if:

$$\forall i, j, k \in \{1, \dots, n\} : \quad c_{ij} \cdot c_{jk} \cdot c_{ki} = 1. \quad (2)$$

It is assumed that every PC matrix satisfies the condition (1). However, the consistency condition (2) is rarely satisfied in practice due to well-known limitations of human judgement and cognitive biases.

The output of a pairwise comparison method is a priority vector (a vector of weights) assigned to all objects, denoted by  $w = (w_1, \dots, w_n)$ .

According to the eigenvector (eigenvalue) method (EVM) proposed by Saaty [21] as a cornerstone of the AHP, the vector  $w$  is determined as the principal eigenvector of  $C$ :

$$Cw = \lambda_{max}w, \quad (3)$$

where the  $\lambda_{max}$  is the largest eigenvalue of  $C$ . The resulting priority vector is typically normalised so that  $\|w\| = 1$ .

An alternative prioritisation procedure is the geometric mean method (GMM), introduced by Crawford and Williams [7, 8]. Under the GMM, the weight of the  $i$ -th alternative is computed as the geometric mean of the entries in the  $i$ -th row of  $C$ :

$$w = \gamma \left[ \left( \prod_{r=1}^n c_{1r} \right)^{\frac{1}{n}}, \dots, \left( \prod_{r=1}^n c_{nr} \right)^{\frac{1}{n}} \right]^T \quad (4)$$

where  $\gamma$  is a scaling constant chosen so that  $\|w\| = 1$ .

Several other prioritisation methods exist (see e.g. [18]). Although there is no universal agreement on the best prioritisation method, however, numerous studies suggest that the geometric mean method may outperform the eigenvector method in various aspects [2], [5], [6], [9], [17], or [30].

### 3 Rank Reversal

Rank reversal (RR) in multi-criteria decision making (MCDM) denotes a change in the ranking of alternatives after modifications that, in principle, should be behaviourally irrelevant, such as adding or removing an alternative, introducing a (near) duplicate, or changing the comparison scale or weighting procedure. This section summarises key contributions in the literature, presents a basic classification of RR types with simple numerical examples, and reviews the main mechanisms and mitigation strategies discussed in previous work.

### 3.1 Literature Review

The systematic study of rank reversal begins with Belton and Gear [4], who showed that in the Analytic Hierarchy Process (AHP) in distributive mode the introduction of a dominated or nearly identical alternative can alter the ranking of the original options. In this setting, priorities are normalised with respect to the full set of alternatives, so that inserting an inferior option changes the normalisation base and may modify the relative proportions of the existing weights.

Saaty and Vargas [23] argued that such reversals are not necessarily undesirable, because a change in the set of alternatives may legitimately modify the decision context. They also proposed the *ideal mode*, where each criterion is normalised with respect to the best-performing alternative rather than the whole set, to reduce sensitivity to irrelevant additions. Later, Saaty and Vargas [24] investigated the effect of uncertainty in judgment on the stability of the rank order of alternatives.

From a more critical perspective, Dyer [10] interpreted many RR examples as violations of the Independence of Irrelevant Alternatives (IIA) principle formulated by Ray [19], which requires that the preference between two options should not depend on the presence of a third, irrelevant option.

Fedrizzi et al [12] performed numerical simulations in order to study factors which influence rank reversal in the AHP, namely a distribution of criteria weights (entropy) and aggregation procedures.

Tu and Wu [28] also focused on the AHP. They found intransitive preferences and prioritization methods cause rank reversals in single pairwise comparison matrices, and provided an optimization model for obtaining the priority vector with minimal rank violations.

Majumdar et al. [15] described a new rank reversal in the AHP associated with an aggregation of benefit and cost criteria.

Subsequent work showed that RR is not specific to AHP. Similar phenomena have been reported in simple additive weighting, TOPSIS, PROMETHEE, ELECTRE, DEA cross-

efficiency models and other MCDM procedures. Triantaphyllou [26] identified additional forms of RR in hierarchical decision structures and aggregation rules that respond non-monotonically to changes in the set of alternatives. A comprehensive review by de Farias Aires and Ferreira [11] synthesised more than 130 publications and proposed a general taxonomy of RR types that is now widely used.

RR under uncertainty has also been analysed. Arbel and Vargas [1] studied interval pairwise comparison matrices, where judgements are expressed as intervals rather than precise ratios, and showed that RR can still occur: depending on how interval eigenvectors are constructed and interpreted, the ordering of alternatives may change when interval bounds or the set of options are modified.

### 3.2 Types of Rank Reversal

Rank reversal phenomena can be broadly classified into two groups: (I) those induced by changes in the set of alternatives, and (II) those arising from the structural properties of the weighting or aggregation method.

#### (I) Alternative-set-driven rank reversals

**Addition of a dominated or irrelevant alternative.** In the classical Belton–Gear setting [4], the introduction of a clearly dominated alternative  $C$  perturbs the normalisation in distributive-mode AHP: for example, an initial ranking with priorities  $A = 0.60$  and  $B = 0.40$  may, after adding a low-weight dominated option  $C$ , be renormalised to values such as  $A = 0.45$ ,  $B = 0.50$  and  $C = 0.05$ , thereby reversing the order of  $A$  and  $B$ .

**Worsening a non-optimal alternative.** Triantaphyllou and Mann [27] showed that replacing a non-optimal alternative by an even worse one can unexpectedly improve another option: an initial configuration with  $A = 0.50$ ,  $B = 0.30$  and  $C = 0.20$  may, after replacing  $C$  by a clearly inferior  $D$ , lead to a new normalisation such as  $A = 0.40$ ,  $B = 0.50$  and  $D = 0.10$ ,

with  $B$  now preferred to  $A$  even though only the worst alternative has changed.

**Clone addition.** Belton and Gear [4] and Saari [20] noted that adding a new alternative that is almost identical to an existing one can also induce RR. If initially  $A = 0.50$  and  $B = 0.50$ , the introduction of a clone  $A'$  causes methods that normalise over alternatives to split the original weight of  $A$ , leading for instance to  $A \approx 0.34$ ,  $A' \approx 0.33$  and  $B \approx 0.34$ ;  $B$  becomes slightly favoured even though  $A'$  does not provide new information, which directly violates IIA.

**Simple addition or removal of alternatives.** Even when a new alternative is neither dominated nor a clone, its inclusion can affect normalisation or distance computations [10]: a pair initially ranked as  $A = 0.55$ ,  $B = 0.45$  may, after adding an intermediate option  $C$ , be transformed into  $A = 0.50$ ,  $B = 0.40$  and  $C = 0.10$ , potentially changing the relative standing of  $A$  and  $B$ ; conversely, removing an apparently irrelevant alternative can alter the ranking of the remaining options when priorities are recomputed.

## (II) Methodological-structure-driven rank reversals

**Change in comparison scale or weighting procedure.** RR may also be induced by modifying the numerical scale or the weight-derivation method while keeping qualitative judgements fixed. Saaty and Vargas [25] showed that different AHP scales (standard 1–9, logarithmic, balanced) can produce different eigenvectors, and Barzilai [3] demonstrated that eigenvector, geometric-mean and least-squares weighting can yield different rankings under inconsistency. For instance, judgements  $A/B = 3$ ,  $A/C = 5$  and  $B/C = 2$  may give priorities  $(A, B, C) = (0.55, 0.30, 0.15)$  under one scale, but  $(0.48, 0.33, 0.19)$  under another, reversing the order of  $B$  and  $C$ .

**Removal of a non-discriminating criterion.** In additive models, a criterion that assigns the same score to all alternatives carries no discriminatory information, but its removal

typically triggers a renormalisation of criterion weights. As discussed by de Farias Aires and Ferreira [11], an initial ranking  $(A, B, C) = (0.45, 0.40, 0.15)$  with all criteria included may become  $(0.40, 0.45, 0.15)$  after a non-discriminating criterion is removed and the weights of the remaining criteria are rescaled, even though the informative evaluations have not changed.

**Transitivity violations and preference cycles.** Triantaphyllou [26] and Wang and Triantaphyllou [27] showed that in outranking methods changes in the set of alternatives, thresholds or aggregation structure can generate preference cycles and violations of transitivity: a model that initially satisfies  $A \succ B \succ C$  may, after such modifications, produce  $C \succ A$ , effectively reversing parts of the original ordering.

### 3.3 Causes and Mitigation

The above examples indicate that RR is not produced by a single mechanism but by the interaction of several mathematical and structural features. Most documented cases can be traced back to a small number of underlying causes.

**Normalization and scale dependence.** Many MCDM methods normalise scores using the full set of alternatives. In distributive-mode AHP, simple additive weighting and classical TOPSIS, adding, removing or duplicating an option changes normalisation denominators and rescales all priorities, allowing IIA violations such as dominated-alternative or clone-induced reversals. Dependence on the numerical scale has a similar effect in pairwise comparison methods, since different scales induce different matrices and eigenvectors even when qualitative preferences are unchanged.

*Mitigation:* Use normalisations that are independent of the alternative set (e.g., AHP ideal mode, max-normalisation, absolute reference values) or multiplicative, scale-invariant aggregation rules; geometric variants of TOPSIS and related methods explicitly aim to reduce such sensitivity [11].



**Inconsistency and eigenvector sensitivity.** Eigenvector-based methods are highly sensitive to inconsistency: small deviations from perfect consistency or minor changes in the alternative set can produce non-linear responses in the eigenvector and lead to RR and transitivity violations [26]. In interval AHP, overlapping intervals may increase inconsistency and further destabilise rankings [1]; in outranking methods, the structure itself allows cycles under certain threshold configurations.

*Mitigation:* Improve consistency through feedback processes and consistency indices, apply correction algorithms, or use alternative weight-derivation procedures (geometric mean, least squares, inconsistency-minimising optimisation models) with better monotonicity properties, combined with systematic sensitivity and robustness analyses.

**Clones and weight redistribution.** Introducing identical or near-identical alternatives dilutes the total weight assigned to that group and may artificially favour or penalise other options; in additive models, analogous redistribution occurs when non-discriminating criteria are removed and weights are renormalised. These mechanisms underlie many clone-related and criterion-removal reversals.

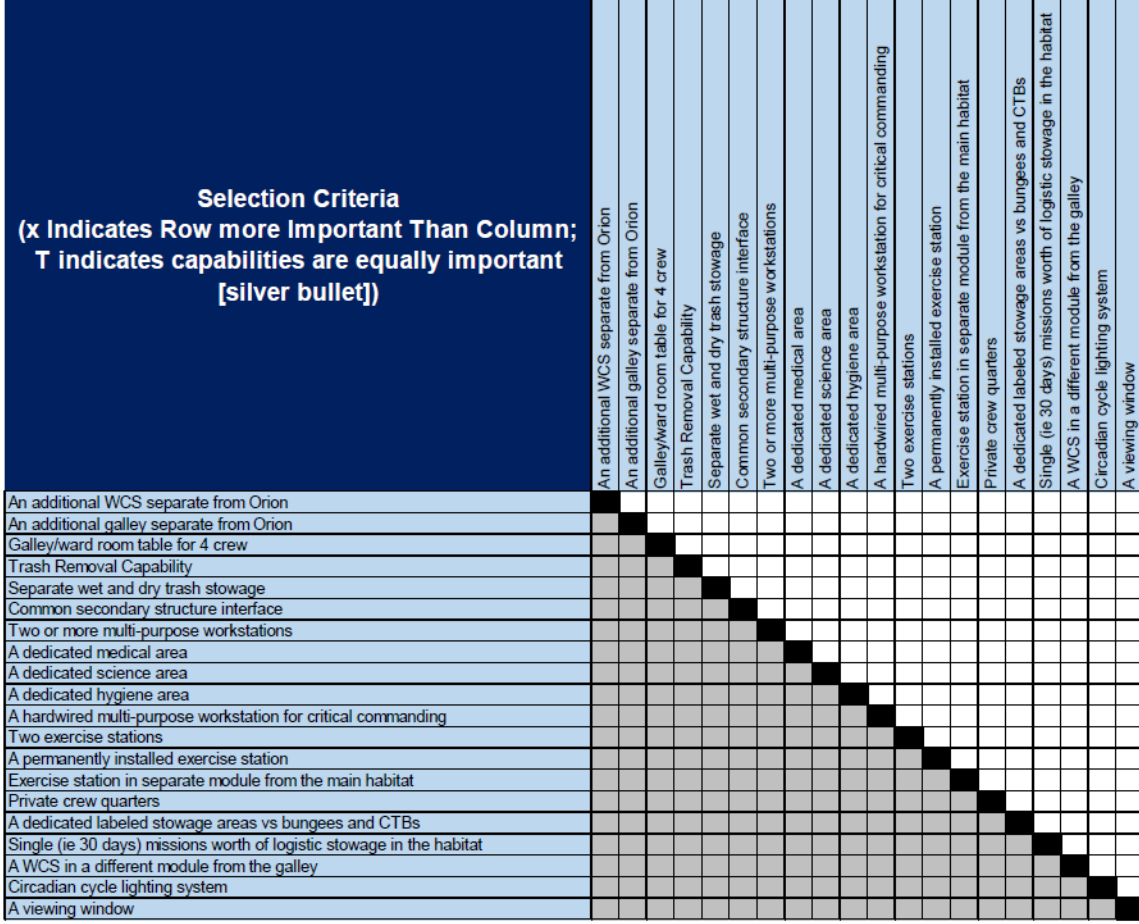
*Mitigation:* Pre-screen or cluster alternatives to identify near-duplicates, employ formulations that are insensitive to clones (e.g., ideal-mode AHP, multiplicative aggregation), and, where possible, define criterion weights in absolute rather than purely relative terms.

RR thus appears as a structural property of many MCDM models rather than as an isolated anomaly. Its presence does not by itself imply a methodological flaw, but understanding which types of RR can occur for a given method, and under which conditions they should be regarded as artefacts, is essential for designing decision-support procedures that are robust, transparent and consistent with basic principles of rational choice.

## 4 NASA Gateway station – Capabilities evaluation

According to NASA’s manual *Deep Space Habitability Design Guidelines Based on the NASA NextSTEP Phase 2 – Ground Test Program* [13], specifically Section *A.3.3 Pairwise Comparison of Capabilities*, the evaluation of 20 habitat capabilities is performed through a structured pairwise comparison procedure:

*“The astronaut test subjects completed a pairwise comparison of the 20 different capabilities. This pairwise comparison discriminates the relative importance of capabilities that may have received the same rating, producing a rank order from most to least important. For this assessment, the 20 capabilities were listed across both the rows and the columns of a matrix (see Figure 1). Test subjects then compared the capability in each row with the capability in each column, one pair at a time. If the capability in the row was more important than the capability in the column, an X was placed in that cell. If it was less important, the cell was left blank. If the capabilities were judged equally important, a T (tie) was placed in the cell. The relative weighting and rank order of each capability were then computed using the Analytical Hierarchy Process, with the following numerical assignments:  $X = 2$ ,  $\text{blank} = 0.5$ , and  $T = 1$ . This consensus pairwise comparison task was completed twice: first for missions shorter than 30 days, and again for missions longer than 30 days.”*



**Fig 1.** Pairwise comparison of candidate Gateway capabilities. Reproduced from Figure 7 in [13], p. 29.

According to the description, astronauts provided ordinal (qualitative) pairwise comparisons by applying an indifference relation ( $T$ , tie) and a preference relation ( $X$ , greater importance). Subsequently, these ordinal preferences were transformed into cardinal (quantitative) ones with values  $T = 1$  and  $X = 2$ , and the final ranking was obtained via the AHP.

The choice of assigning  $X = 2$  in the manual seems arbitrary. However, it is a crucial (and controversial) step of the procedure. One may ask: what would happen if  $X$  were assigned a different value, such as  $X = 3$  or  $X = 5$ , instead of  $X = 2$ ? Could the resulting ranking of capabilities change?

At first sight, one may expect that uniformly rescaling the strength of all strict prefer-

ences—without altering their direction—would leave the final ranking invariant. Nevertheless, the ranking obtained by the eigenvalue method does not preserve this monotonicity.

Consider (for simplicity) the first six capabilities from Figure 1, and their evaluation as shown in Table 1.

**Table 1.** The evaluation of six capabilities.

Capability	add. WCS	add. galley	room table	trash removal	trash storage	interface
additional WCS	-	X	X	T	X	T
additional galley		-	X	X	T	X
room table			-	X	T	X
trash removal				-	X	X
trash storage					-	X
interface						-

By substituting  $X = 2$  and  $T = 1$  according to the manual, we get the following pairwise comparison matrix  $A$ :

$$A = \begin{bmatrix} 1 & 2 & 2 & 1 & 2 & 1 \\ 1/2 & 1 & 2 & 2 & 1 & 2 \\ 1/2 & 1/2 & 1 & 2 & 1 & 2 \\ 1 & 1/2 & 1/2 & 1 & 2 & 2 \\ 1/2 & 1 & 1 & 1/2 & 1 & 2 \\ 1 & 1/2 & 1/2 & 1/2 & 1/2 & 1 \end{bmatrix}.$$

The consistency ratio of matrix  $A$  is  $CR = 0.0796$ , which is below the commonly accepted threshold of 0.10 proposed by Saaty, and therefore indicates an acceptable level of inconsistency.

By the application of the AHP (using the eigenvector method) we obtain the following priority vector:

$$w_A = (0.231, 0.202, 0.1615, 0.1632, 0.139, 0.103).$$

Hence, the ranking of capabilities from the most important to the least important is:

$$\begin{aligned} &\text{additional WCS} > \text{additional galley} > \text{trash removal} > \\ &\text{room table} > \text{trash storage} > \text{interface}. \end{aligned}$$

Now, let us consider a different value for  $X$ . Let  $X = 6$ . Then, we get the matrix  $B$ :

$$B = \begin{bmatrix} 1 & 6 & 6 & 1 & 6 & 1 \\ 1/6 & 1 & 6 & 6 & 1 & 6 \\ 1/6 & 1/6 & 1 & 6 & 1 & 6 \\ 1 & 1/6 & 1/6 & 1 & 6 & 6 \\ 1/6 & 1 & 1 & 1/6 & 1 & 6 \\ 1 & 1/6 & 1/6 & 1/6 & 1 & 1 \end{bmatrix},$$

By the application of the AHP (the Eigenvector method) we obtain the following priority vector:

$$w_B = (0.340, 0.2407, 0.1465, 0.137, 0.086, 0.050).$$

Hence, the ranking of capabilities from the most important to the least important is:

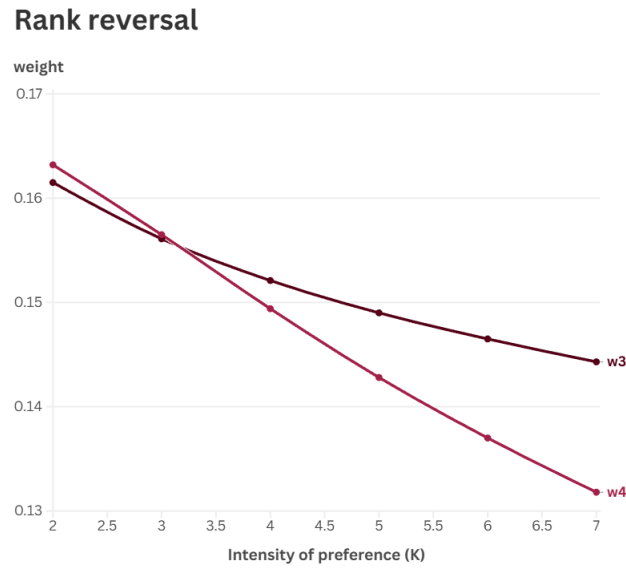
$$\begin{aligned} &\text{additional WCS} > \text{additional galley} > \text{room table} \\ &> \text{trash removal} > \text{trash storage} > \text{interface}. \end{aligned}$$

Since the rankings are different, the rank reversal occurred. The reason behind this rank reversal is non-monotonicity of the eigenvalue method, see e.g. [9].

Figure 2 shows the weights of the third and fourth capability for intensity of preference  $K = \{2, 3, 4, 5, 6, 7\}$ . As can be seen, the relative order of the two alternatives changes between  $K = 3$  and  $K = 4$ .

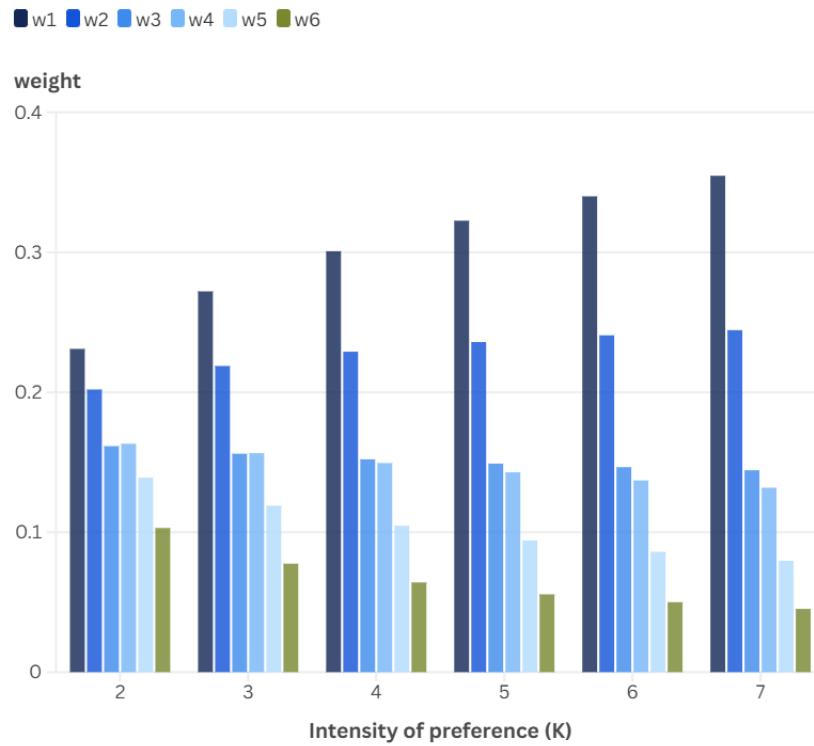
Figures 3 and 4 show the weights of capabilities determined by the eigenvector and the geometric mean methods. In contrast to the EVM, the GMM assigns the same weight to the third and the fourth capability (room table and trash removal) for all considered values of  $K$ , and Consequently, no rank reversal occurs.

The example presented in this section shows that rank reversal is possible under the eigenvector method but not under the geometric mean method. In the following section, we formally prove this property for the GMM.



**Fig 2.** Rank reversal of capabilities no. 3 and 4. Source: authors.

### Weights of capabilities - EVM



**Fig 3.** Weights of capabilities according to the EVM.

## Weights of capabilities - GMM

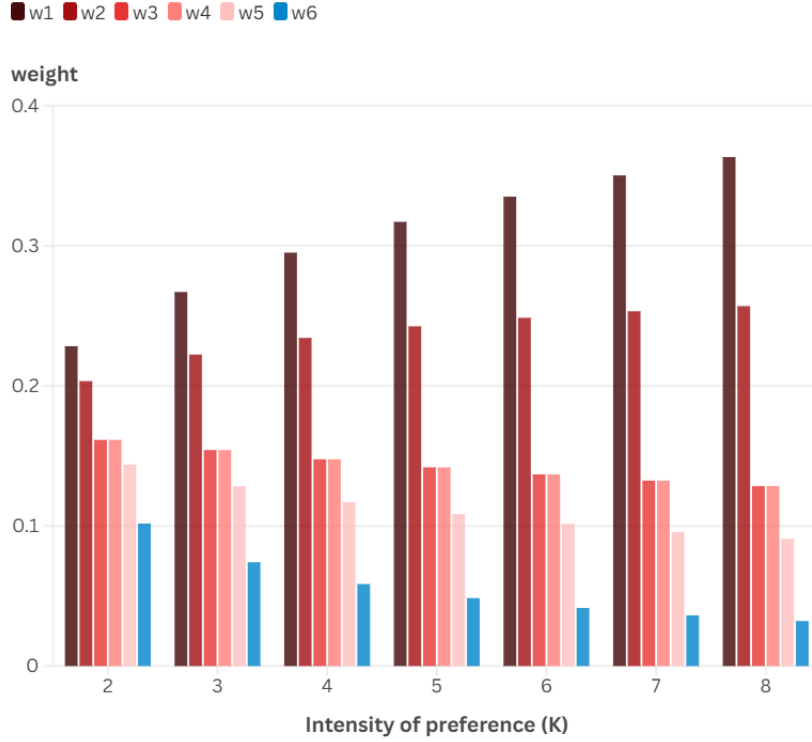


Fig 4. Weights of capabilities according to the GMM.

## 5 Intensity of preference rank reversal

In this section, we formally define intensity of preference (IOP) rank reversal and establish that the geometric mean method is invariant under such changes in the preference scale.

**Definition 1.** Let  $A = [a_{ij}]$  be a pairwise comparison matrix of the order  $n \geq 2$  and let  $\sigma(A) = (\sigma_1, \dots, \sigma_n)$  be a (ranking) vector assigning each alternative  $i$  its rank according to a given prioritization method. We say that a intensity of preference (IOP) rank reversal occurs if there exists a scalar  $k > 0$  such that the matrix  $A^k = [a_{ij}^k]$  induces (under the same prioritization method) a ranking vector  $\sigma(A^k) \neq \sigma(A)$ .

**Theorem 1.** Under the geometric mean method, intensity-of-preference (IOP) rank reversal is impossible.

*Proof.* Let  $A = [a_{ij}]$  be a pairwise comparison matrix of order  $n \geq 2$ , and let  $w = (w_1, \dots, w_n)$  be the weight vector obtained from  $A$  by the geometric mean method (GMM), i.e.,

$$w_i = \left( \prod_{l=1}^n a_{il} \right)^{1/n}, \quad i = 1, \dots, n.$$

Let  $k > 1$  and consider the intensity-transformed matrix  $A^k = [a_{ij}^k]$ . Let  $v = (v_1, \dots, v_n)$  be the GMM weight vector derived from  $A^k$ , that is,

$$v_i = \left( \prod_{l=1}^n a_{il}^k \right)^{1/n} = \left( \prod_{l=1}^n a_{il} \right)^{k/n} = w_i^k, \quad i = 1, \dots, n.$$

We show that for any pair of indices  $i, j$ :

(i) If  $w_i < w_j$ , then  $v_i < v_j$ .

(ii) If  $w_i = w_j$ , then  $v_i = v_j$ .

**Proof of (i).** If  $w_i < w_j$ , then

$$w_i^n = \prod_{l=1}^n a_{il} < \prod_{l=1}^n a_{jl} = w_j^n.$$

Raising both sides to the power  $k/n > 0$ , we obtain

$$v_i = w_i^k < w_j^k = v_j.$$

**Proof of (ii).** If  $w_i = w_j$ , then

$$\prod_{l=1}^n a_{il} = \prod_{l=1}^n a_{jl},$$

and therefore,

$$v_i = w_i^k = w_j^k = v_j.$$

Since strict inequalities and equalities between components of the GMM weight vector are preserved under the transformation  $w \mapsto w^k$ , the ranking induced by the geometric mean



method cannot change when the intensity of preferences is modified. Hence, IOP rank reversal is impossible under the GMM. □

## 6 Conclusions

The objective of this paper was to demonstrate a previously unrecognised type of rank reversal in the Analytic Hierarchy Process (AHP), namely the rank reversal induced by changes in the intensity of preference. This phenomenon was illustrated using a real-world example from NASA involving the assessment of capabilities for the future Lunar Gateway station.

We showed that this intensity of preference rank reversal can occur under the eigenvector method, but mathematically proved that it cannot occur under the geometric mean method. Consequently, for the NASA capability-evaluation problem—and, more generally, for any decision-making context in which the strength of preferences may be rescaled—we recommend the use of the geometric mean method rather than the eigenvector method.

Since this intensity of preference (IOP) rank reversal has not been recognised in the literature before this study, future research may focus on other pairwise comparison methods (such as the arithmetic mean method, the Best-Worst method or AHP express) with respect to IOP rank reversal. More generally, research on *cardinalization* – a transformation of ordinal preferences into cardinal preferences – and *ordinalization* – a transformation of cardinal preferences into ordinal preferences – would be highly valuable.

## Acknowledgments

## References

- [1] Arbel, A., & Vargas, L. G. (1993). Preference simulation and preference programming: robustness issues in priority derivation. *European Journal of Operational Research*, 69(2), 200–209. [https://doi.org/10.1016/0377-2217\(93\)90164-I](https://doi.org/10.1016/0377-2217(93)90164-I)

- [2] Bajwa, G., Choo, E. U., & Wedley, W. C. (2008). Effectiveness of deriving priority vectors from reciprocal pairwise comparison matrices. *Asia-Pacific Journal of Operational Research*, 25(3), 279–299. <https://doi.org/10.1142/S0217595908001754>.
- [3] Barzilai, J., & Golany, B. (1994). AHP rank reversal, normalization and aggregation rules. *INFOR: Information Systems and Operational Research*, 32(2), 57–64. <https://doi.org/10.1080/03155986.1994.11732238>.
- [4] Belton, V., & Gear, T. (1983). On a shortcoming of Saaty’s method of analytic hierarchies. *Omega*, 11(3), 228–230. [https://doi.org/10.1016/0305-0483\(83\)90047-6](https://doi.org/10.1016/0305-0483(83)90047-6)
- [5] Bozóki, S. (2014). Inefficient weights from pairwise comparison matrices with arbitrarily small inconsistency. *Optimization*, 63(12), 1893–1901. <https://doi.org/10.1080/02331934.2014.903399>
- [6] Choo, E. U., & Wedley, W. C. (2004). A common framework for deriving preference values from pairwise comparison matrices. *Computers & Operations Research*, 31(6), 893–908. [https://doi.org/10.1016/S0305-0548\(03\)00042-X](https://doi.org/10.1016/S0305-0548(03)00042-X)
- [7] Crawford, G., Williams, C. (1985). A note on the analysis of subjective judgment matrices, *Journal of Mathematical Psychology*, 29(4), 387–405. [https://doi.org/10.1016/0022-2496\(85\)90002-1](https://doi.org/10.1016/0022-2496(85)90002-1)
- [8] Crawford, G. B. (1987). The geometric mean procedure for estimating the scale of a judgment matrix. *Mathematical Modelling*, 9(3–5), 327–334. [https://doi.org/10.1016/0270-0255\(87\)90489-1](https://doi.org/10.1016/0270-0255(87)90489-1)
- [9] Csató, L., Petróczy, D. G. (2021). On the monotonicity of the eigenvector method. *European Journal of Operational Research*, 292(1), 230–237. <https://doi.org/10.1016/j.ejor.2020.10.020>.
- [10] Dyer, J. S. (1990). Remarks on the Analytic Hierarchy Process. *Management Science*, 36(3), 249–258. <https://doi.org/10.1287/mnsc.36.3.249>.

- [11] Farias Aires, de R. F., Ferreira, L. (2018). The rank reversal problem in multi-criteria decision making: a literature review, *Pesquisa Operacional*, 38(2), 331-362. <https://doi.org/10.1590/0101-7438.2018.038.02.0331>.
- [12] Fedrizzi, M., Giove, S., & Predella, N. (2018). Rank reversal in the AHP with consistent judgements: A numerical study in single and group decision making. In M. Collan & J. Kacprzyk (Eds.), *Soft Computing Applications for Group Decision-making and Consensus Modeling* (Studies in Fuzziness and Soft Computing, vol. 357, pp. 213–225). Springer, Cham. [https://doi.org/10.1007/978-3-319-60207-3\\_14](https://doi.org/10.1007/978-3-319-60207-3_14)
- [13] Gernhardt, M., Chappell, S., Beaton, K., Litaker, H., Bekdash, O., Newton, C., Stoffel, J. (2020). *Deep Space Habitability Design Guidelines Based on the NASA NextSTEP Phase 2*, NASA/TP-2020-220505. Ground Test Program. NASA/TP-2020-220505.
- [14] Lootsma, F. A. (1993). *Scale sensitivity in the multiplicative AHP and SMART*. *Journal of Multi-Criteria Decision Analysis*, 2(2), 87–110. <https://doi.org/10.1002/mcda.4020020205>.
- [15] Majumdar, A., Tiwari, M. K., Agarwal, A., Prajapat, K. (2021). A new case of rank reversal in analytic hierarchy process due to aggregation of cost and benefit criteria. *Operations Research Perspectives*, 8, 100185. <https://doi.org/10.1016/j.orp.2021.100185>.
- [16] Maleki, H., & Zahir, S. (2013). A comprehensive literature review of the rank reversal phenomenon in the Analytic Hierarchy Process. *Journal of Multi-Criteria Decision Analysis*, 20, 141–155. <https://doi.org/10.1002/mcda.1479>.
- [17] Mazurek, J., & Kulakowski, K. (2020). Satisfaction of the condition of order preservation: A simulation study. *Operations Research and Decisions*, 30(2), 77–89. <https://doi.org/10.37190/ord200205>.

- [18] Mazurek, J. (2023). *Advances in Pairwise Comparisons: Detection, Evaluation and Reduction of Inconsistency*. Multiple Criteria Decision Making series, Springer Nature Switzerland.
- [19] Ray, P. (1973). Independence of Irrelevant Alternatives. *Econometrica*, 41(5), 987–991. <https://doi.org/10.2307/1913820>.
- [20] Saari, D. G. (1990). Susceptibility to manipulation. *Public Choice*, 64(1), 21–41. <https://doi.org/10.1007/BF00125915>.
- [21] Saaty, T. L. (1977). A scaling method for priorities in hierarchical structures. *Journal of Mathematical Psychology*, 15(3), 234–281. [https://doi.org/10.1016/0022-2496\(77\)90033-5](https://doi.org/10.1016/0022-2496(77)90033-5)
- [22] Saaty, T. L. (1980). *Analytic Hierarchy Process*. McGraw-Hill, New York.
- [23] Saaty, T. L., & Vargas, L. G. (1984). The legitimacy of rank reversal. *Omega*, 12(5), 513–516. [https://doi.org/10.1016/0305-0483\(84\)90052-5](https://doi.org/10.1016/0305-0483(84)90052-5).
- [24] Saaty, T. L., & Vargas, L. G. (1987). Uncertainty and rank order in the analytic hierarchy process. *European Journal of Operational Research*, 32(1), 107–117. [https://doi.org/10.1016/0377-2217\(87\)90275-X](https://doi.org/10.1016/0377-2217(87)90275-X).
- [25] Saaty, T. L., & Vargas, L. G. (1993). Experiments on rank preservation and reversal in relative measurement. *Mathematical and Computer Modelling*, 17(4–5), 13–18. [https://doi.org/10.1016/0895-7177\(93\)90171-T](https://doi.org/10.1016/0895-7177(93)90171-T).
- [26] Triantaphyllou, E. (2001). Two new cases of rank reversals when the AHP and some of its additive variants are used. *Journal of Multi-Criteria Decision Analysis*, 10(1), 11–25. <https://doi.org/10.1002/mcda.284>.
- [27] Triantaphyllou, E., & Mann, S. H. (1989). An examination of the effectiveness of multi-dimensional decision-making methods: A decision-making paradox. *Decision Support Systems*, 5(3), 303–312. [https://doi.org/10.1016/0167-9236\(89\)90037-7](https://doi.org/10.1016/0167-9236(89)90037-7).

- [28] Tu, J., & Wu, Z. (2025). Analytic hierarchy process rank reversals: causes and solutions. *Annals of Operations Research*, 346(2), 1785–1809. <https://doi.org/10.1007/s10479-023-05278-6>.
- [29] Wang, X., & Triantaphyllou, E. (2008). Ranking irregularities when evaluating alternatives by using some ELECTRE methods. *Omega*, 36(1), 45–63. <https://doi.org/10.1016/j.omega.2005.12.003>.
- [30] Wedley, W. C., Choo, E. U., & Wijnmalen, D. J. D. (2016). Efficacy analysis of ratios from pairwise comparisons. *Fundamenta Informaticae*, 146(3), 321–338. <https://doi.org/10.3233/FI-2016-1389>