

Extending a Parliamentary Corpus with MPs' Tweets: Automatic Annotation and Evaluation Using MULTIPARTWEET

Mevlüt Bağcı, Ali Abusaleh, Daniel Baumartz, Giuseppe Abrami,
Maxim Konca, Alexander Mehler

Goethe University Frankfurt, Texttechnology

Robert-Mayer-Strasse 10, 60325 Frankfurt am Main

{bagci, a.abusaleh, baumartz, abrami, konca, mehler}@em.uni-frankfurt.de

Abstract

Social media serves as a critical medium in modern politics because it both reflects politicians' ideologies and facilitates communication with younger generations. We present MULTIPARTWEET, a multilingual tweet corpus from X that connects politicians' social media discourse with German political corpus GERPARCOR, thereby enabling comparative analyses between online communication and parliamentary debates. MULTIPARTWEET contains 39 546 tweets, including 19 056 media items. Furthermore, we enriched the annotation with nine text-based models and one vision-language model (VLM) to annotate MULTIPARTWEET with emotion, sentiment, and topic annotations. Moreover, the automated annotations are evaluated against a manually annotated subset. MULTIPARTWEET can be reconstructed using our tool, TTLABTWEETCRAWLER, which provides a framework for collecting data from X. To demonstrate a methodological demonstration, we examine whether the models can predict each other using the outputs of the remaining models. In summary, we provide MULTIPARTWEET, a resource integrating automatic text and media-based annotations validated with human annotations, and TTLABTWEETCRAWLER, a general-purpose X data collection tool. Our analysis shows that the models are mutually predictable. In addition, VLM-based annotation were preferred by human annotators, suggesting that multimodal representations align more with human interpretation.

Keywords: Corpora, Tweets, Political Data, Text and Media classification

1. Introduction

Social media platforms such as X, TikTok, and Instagram have become increasingly influential in society. In particular, political content on these platforms has the potential to influence public opinion and even affect electoral outcomes (Olaniran and Williams, 2020). Social media content is not solely textual; it frequently includes multimedia such as images and videos. Consequently, analyses and evaluations of political communication necessitate a corpus that integrates social media content with political datasets. We address this gap in this study and introduce MULTIPARTWEET, which contains over 39 546 tweets, of which 19 056 include media information. Over 15 000 of these tweets are from German politicians during the election period from 2024 to 2025, and all are linked to GERPARCOR (Abrami et al., 2022, 2024). We employed our TTLABTWEETCRAWLER with two methods to download the tweets. The first operates on users, but does not guarantee that the downloaded tweets contain media. Our second method is search-based and ensures that only tweets including media information are downloaded. Additionally, we used nine text-based models, spanning three types of classification, with DUUI (Leonhardt et al., 2023) to annotate all 33 921 nonempty tweets based on their content. We trained a classifier for each model using annotations generated by the remaining models as input features and optimised the classifiers using

evolutionary search¹. In addition to the evolutionary search, we used SHAP to analyse the impact of each feature input on the prediction model (Lundberg and Lee, 2017). Our evaluation shows that the other models can be used to predict the output classes of a model. Furthermore, we annotated all three types of classification by using a large language model (LLM) capable of processing media information, where 18 703 tweets were processable. We manually annotate a sample of MULTIPARTWEET in order to assess and compare the performance of text- and media-based annotation tools. Our findings indicate that the classification of tweet text should not be conducted in isolation, but rather in conjunction with the relevant media information. Due to data rights, we release tweet IDs in MULTIPARTWEET, but not the tweets or their media information. All user metadata is included, such as usernames and IDs, as well as the connections to GERPARCOR and all automatic and manual annotations. Our code and corpus are available on GitHub under the AGPL license².

2. Related Work

For over 10 years, researchers have widely used corpora based on tweets from the X platform (Mc-

¹We use the implementation by Fortin et al. (2012)

²The GitHub link will be published after the paper has been accepted

Creadie et al., 2012; Camacho-collados et al., 2022; Blakey, 2024). Examples include the research on the COVID-19 pandemic, such as the publication of a X corpus spanning from February to March 2020 containing 90 000 tweets by Naseem et al. (2021). The tweets are automatically annotated with sentiment polarities. Both the texts and the annotations are available for download. More corpora are available from Müller and Salathé (2019); Lopez and Gallemore (2021); Hayawi et al. (2022); Langguth et al. (2023).

Gonzalez (2024) present an annotated, corpus of 112 690 English tweets from 26 news agencies and 27 individuals, from 2009 to 2022. The results of the automatically generated annotations are visualized in an interactive web application. However, the authors have not released information on the selected accounts. They have also not provided the texts of the tweets or their corresponding IDs. This hinders the reproducibility of the corpus. Derczynski et al. (2016) developed an X Corpus for named entity research that contains approximately 156 000 tokens. A mixture of experts and crowdsourcing annotated it, and it covers tweets from 2009 to 2014. The corpus is available for download and includes the texts and annotations. Additional corpora have been published by Imran et al. (2016), including 52 million manually labelled tweets related to 19 different crises, and by Petrović et al. (2010), including 97 million tweets. The last corpus is no longer available online.

Barbieri et al. (2020) proposed a unified X framework to simplify the evaluation and benchmarking of tweet classification tasks. This framework collects datasets for 7 tasks, including hate speech detection and sentiment analysis. The tweets are labelled according to the task and based on existing X datasets created by Mohammad et al. (2018); Barbieri et al. (2018); Van Hee et al. (2018); Basile et al. (2019); Zampieri et al. (2019); Rosenthal et al. (2017); Mohammad et al. (2016).

Although the previous corpora are text-based, research on the use of media content in tweets, such as that of Thakkar et al. (2024); Konyspay et al. (2025); Paul et al. (2025), emphasizes the necessity of multimedia corpora. This paper introduces the X Corpus MULTIPARTWEET, which contains both media and text data. Similarly, this corpus by Chen and Zou (2023) is a dataset of 800 000 tweets with AI-generated images that were collected between January 2021 and March 2023. Although the released data contains generated captions and additional metadata, including the tweet ID, the texts themselves are not available. From May to July, Balasubramanian et al. (2024) built an X corpus by querying tweets related to the 2024 U.S. presidential election. Tweets, along with additional data such as interaction and media information, are pub-

licly available. Grimmering and Klinger (2021) published a corpus of 3 000 tweets from the 2020 US elections that have been manually annotated for stance and hate speech detection. The release includes the text of the tweets, but not their IDs. In this paper, we present an X corpus of tweets from German politicians to enable analyses of political communication. Likewise, De Smedt and Jaki (2018) released a corpus of 125 000 tweets and 4 000 linked images. This corpus is no longer publicly available. Weissenbacher and Kruschwitz (2024) has released an annotated dataset of 1,250 tweet IDs about German MPs for research on offensive language and hate speech. Castanho Silva and Proksch (2022) formed a new corpus by merging the tweets of EU national parliament members (SILVA and PROKSCH, 2021) with their parliamentary speech records Rauh and Schwalbach (2020) from 2018. Further, however unpublished X corpora from political research include Conover et al. (2011); Serrano et al. (2019); Breeze (2020); Schmidt et al. (2022); Osama Ghoraba (2023); Hellwig et al. (2023). Our MULTIPARTWEET dataset covers tweets with additional media data from 2024 to 2025. We utilize two methods to link these tweets to GERPARCOR dataset.

3. Data

MULTIPARTWEET focuses on two main aspects of tweets from X. Firstly, it contains tweets from users, paying particular attention to German politicians during the 2025 election period. This creates an expanded resource of political communication, combining official speeches with social media activity. This is an important development, given the significant influence of platforms such as X on contemporary political discourse, particularly during election campaigns (Olaniran and Williams, 2020). Secondly, MULTIPARTWEET contains a dedicated collection of media content embedded in tweets. This provides additional contextual information, thereby enriching the textual data. To ensure the systematic acquisition of tweets containing only media content, a separate pipeline was developed to specifically target these tweets. Nevertheless, our media collection enhances the user-based corpus by providing multimodal context for the political communication data. All tweets in MULTIPARTWEET are collected from X using the X API v2³. To facilitate reproducibility, the complete dataset can be reconstructed through our TTLABTWEETCRAWLER⁴. Figure 1 illustrates the full workflow, from data acquisition to the classification of tweets. As previously mentioned, our TTLABTWEETCRAWLER

³<https://docs.x.com/x-api/introduction>

⁴All resources will be made publicly available upon acceptance of the paper

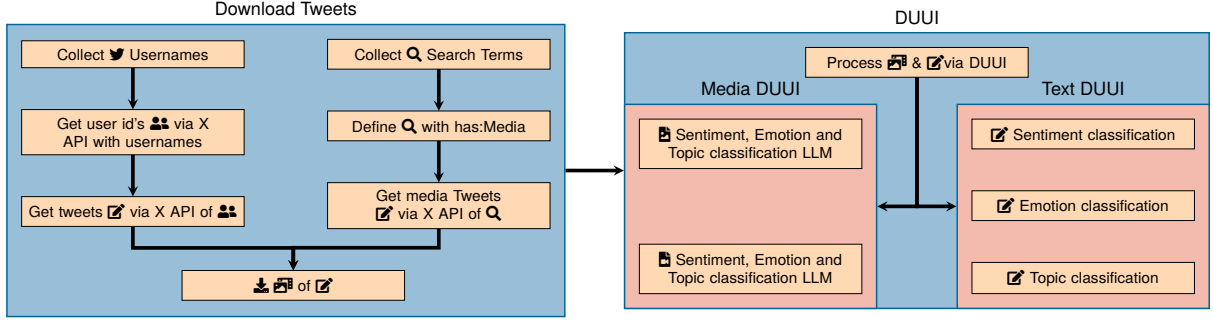


Figure 1: Building MULTIPARTWEET: Overview of the process of the crawling of tweets and media data and the annotation using DUUI

retrieves not only the textual content and standard metadata provided by the X API, but also the associated images and videos. To achieve this, the download process is divided into two steps. First, tweets are retrieved. Then, the media information of each tweet is extracted to download the corresponding images or videos. This paper describes two approaches to collecting tweets, with the second approach ensuring that all downloaded tweets contain media content. Figure 4 shows the number of tweets that were downloaded, as well as how many of them contain media content in the form of images or videos. For the first collection method, we compiled a list of X usernames belonging to German politicians who held positions in their parties or were officially listed as candidates in the 2025 elections. All usernames were reviewed manually and corrected where necessary. Users without an X account were excluded. We used the X API to retrieve the corresponding user IDs and download all the tweets from their timelines between 6 November 2024 and 23 February 2025. This time frame, which has been chosen, spans from the day after the collapse of the German coalition government until the end of the 2025 elections. We collected a total of 69 tweets from politicians across seven parties. Figure 2 shows the number of tweets grouped by party in the left bar chart and the number of tweets from the top 10 individual politicians in the right bar chart. In the MULTIPARTWEET corpus, the “Die Grünen” fraction has posted the most tweets, and the politician who has posted the most tweets is “Dagmar Schmidt”. The dataset comprises a total of 15 175 tweets from all parties. As previously mentioned, this corpus also extends political speeches of the users by incorporating their social media tweets and associated media content. Further information was added to the data set through the selection of the stenographically recorded speeches of the individual politicians from GERPARCOR, whereby only speeches from the 20th and 21st legislative periods were included in accordance with the data

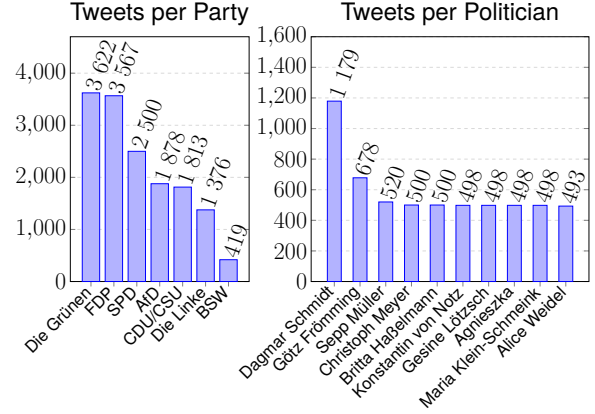


Figure 2: Number of tweets: party (left); top 10 individual politicians (right) in X dataset

set. The selected speeches do not include any comments from the plenary session, although they include the corresponding speaker and their parliamentary group association. We employed two methods to establish connections between tweets and GERPARCOR. Initially, usernames were directly linked to GERPARCOR politicians. Secondly, we used a cosine similarity approach with a predefined threshold. Speeches that exceeded this threshold were linked to a tweet. To compute the cosine similarity, the speeches of GERPARCOR were pre-processed using *spaCy* (Honnibal et al., 2020) to extract the sentences. Embeddings were subsequently generated for both the tweets and the sentences from the speeches. To generate the embeddings of the speeches and tweets, we use the *paraphrase-multilingual-MiniLM-L12-v2* sentence transformer (Reimers and Gurevych, 2019). Finally, the cosine similarity was calculated on average for each tweet-speech pair, using the tweet embedding and the corresponding sentence embeddings. During the downloading process of politicians tweets, the X API provides the capability to retrieve connected tweets. Additionally, all tweets related to the original tweets (e.g. replies, quotes or retweets) are

collected. Once the download was complete, we used the URLs in the tweets media information to retrieve any associated images or videos. However, this method does not guarantee that a tweet will contain media information. In practice, we collected together with the previous method about 22 000 tweets, of which only a little over 4 736 tweets included media content. For this reason, we also employed an alternative collection method to ensure the downloaded tweets reliably contained media information. The second method requires the use of search terms. To generate these, we use the X API to extract the top 100 hashtags for a predefined list of German- and English-speaking countries⁵. We assign a weight of 100 to the top-ranked hashtag, 1 to the lowest-ranked hashtag and decrement the weight by one for each subsequent rank. This process is for downloading media-based tweets, not for finding German political tweets. For this reason, they are only mapped to GERPARCOR via cosine similarity and published in this manner. The top 100 hashtags from each country are then combined and sorted by weight. Tweets are retrieved for each search term to ensure that only those containing media links and not retweets are collected. To this end, the search query is augmented with the filter `has:media_link -is:retweet` when using the X API. Similar to the first method, after downloading the tweets via media links, the corresponding media files are retrieved and stored in base64 format. MULTIPARTWEET contains 39 546 tweets.

Among them, 14 756 tweets were successfully processed and annotated by both text-based and media-based models. A subset of 3 947 tweets received media-based annotation only, because they did not contain any textual content after the cleaning and filtration stages. Conversely, 19 165 tweets were annotated solely by the text-based model, as they either lacked media or contained broken media links. Finally, 1 678 tweets were excluded from our analysis because they contained empty text after cleaning and had no valid media. Overall total of 39 546 tweets were collected, of which 19 056 contained media. Around 22 000 tweets were gathered along with user IDs. The remaining 17 474 tweets were obtained through keyword-based searches to ensure that all retrieved tweets contained media content. Of these, 14 320 tweets included media information. The discrepancy between the total number of tweets collected and the number of tweets containing media arises because the implementation also downloads tweets connected to the tweets originally retrieved. The second method therefore ensures that only the original tweets contain media content, rather than the tweets they are connected to. Nevertheless, the difference between the two

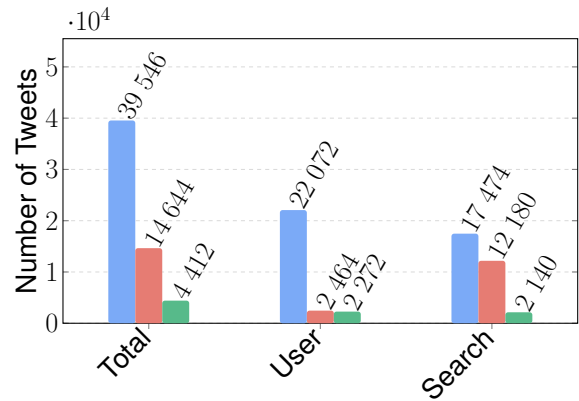


Figure 3: Numbers of crawled tweets for MULTIPARTWEET via TTLABTWEETCRAWLER (Tweets: ■; Images: ■; Videos: ■;)

approaches is clearly visible.

4. Pipeline

MULTIPARTWEET contains text and media content that requires separate processing strategies. Some models are limited to text input, while only a subset can handle multimodal input, used in our pipeline to process images and videos. The right side of Figure 1 illustrates the pipeline used to process both text-based and media-based tweets. All tweets – regardless of modality – were processed using DUUI. It also provides direct integration of numerous NLP and LLM-based models for different tasks via Docker containers.

4.1. Text-based analysis

All textual tweets were cleaned by removing URLs, hashtags, user mentions, and emojis, and all empty tweets were excluded. After cleaning the initial 39 546 entries, it was found that 33 921 of the tweets contain valid textual information. The remaining tweets were preprocessed using *spaCy* to extract sentence-level segments for classification. Three classification tasks, emotion, topic and sentiment detection were applied at the sentence level, we used three different models for each task. The selected models for each task are listed in Table 1. The classification output for each tweet was derived by aggregating the predictions at sentence level and calculating the average label representation for each combination of tweet and model.

4.2. Media-based analysis

The media data were also processed via DUUI using the model listed under L1 in Table 1. As previously mentioned, MULTIPARTWEET contains a total of 19 056 tweets with media content. A

⁵List of countries and used hashtags are available in the GitHub with the code

Name	Citation
E1	Shivshankar (2023)
E2	Bertolini et al. (2024)
E3	Widmann and Wich (2023)
T1	Uslu et al. (2018)
T2	Kuzman and Ljubešić (2025)
T3	Antypas et al. (2024)
S1	CitizenLabDotCo (2022)
S2	Schmid (2022)
S3	Barbieri et al. (2022)
L1	Bai et al. (2025)

Table 1: Overview of Classification Tasks and Used Language Models (E=Emotion, T=Topic, S=Sentiment and L=LLM(Multi Classification))

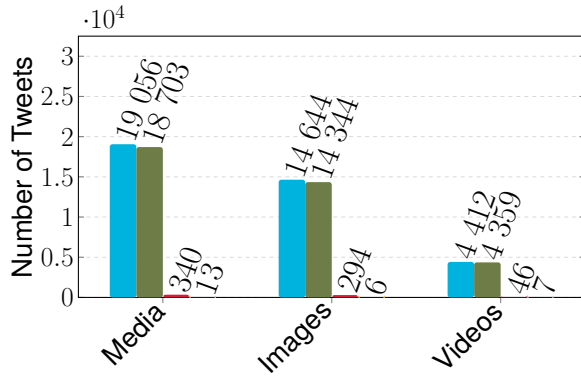


Figure 4: Bar chart summarizing the status of media file processing. Categories include processed, broken, and remaining files for images, videos, and totals (Tweets: ■; Processed: ■; Base broken: ■; Runtime Broken: ■;)

total of 18 703 media files were successfully processed, consisting of 14 344 image-based tweets and 4 359 video-based tweets. Additionally, 340 media tweet files were detected as broken during retrieval, including 294 images and 46 videos. Furthermore, 13 media tweet files failed during runtime due to unsupported media formats or incomplete data streams; these include 6 images and 7 videos. The failure in image processing is primarily attributed to model errors when handling certain image encodings, particularly malformed base64 strings or image data unsupported by standard decoders. In contrast, the video failures largely resulted from corrupted or incomplete stream files that could not be parsed. Figure 4 provides a comparative overview of these statistics, facilitating a clear visual assessment of progress across different media types.

4.2.1. Prompt Construction for Multimodal Media Classification

The prompt is designed to replicate text-based classification behavior within a multimodal reasoning setting, following the DUUI framework. It is instantiated through the L1-model, which serves as the visual-language backbone for multimodal inference. The prompt formulation enables reasoning across three interdependent classification dimensions: emotion recognition, sentiment polarity, and topic categorization based on the Dewey Decimal Classification (DDC) (OCLC, 2025). Each subtask is specified using a controlled label set (mapped from the text-based models) to harmonize answers. Emotion recognition uses 5 affective categories (*anger, sadness, apprehension, confusion, happiness*) (Model E2 labels); sentiment analysis follows a polarity-based scheme (*positive, neutral, negative*) (Model S1 labels); topic classification uses the 10 main classes in the DDC hierarchy, which ensures compatibility with knowledge organization standards. The prompt enforces 3 principles: *Modularity*: Each subtask is clearly delineated with its own label space and output schema. *Interpretability*: Predictions must be supported by evidence-based explanations grounded in visual cues. *Structure*: Output must be formatted as valid JSON with confidence distributions summing to one. These constraints ensure the prompt is both expressive and evaluable. A high-level abstraction of the full prompt is shown in Listing 1⁶.

Listing 1: Abstract-level Prompt for Media-based classification

```

1 You are an AI system that
   performs multimodal
   understanding of visual input.
2 For a given image/video, predict:
3 1. Emotion (from a fixed label
   set)
4 2. Sentiment (positive, neutral,
   or negative)
5 3. Topic (using DDC Level 1
   classification)
6 For each, return:
7 - predicted label
8 - confidence distribution over
   possible classes
9 - explanation grounded in the
   image
10 Ground all outputs in visible
   content only.

```

4.2.2. Media-based classification workflow

After the prompt is executed, the vLLM model processes the structured input and generates a pre-

⁶The full prompt will be released on GitHub along with the code

diction for each subtask as a single output. These outputs are then refined through a post-processing layer that applies consistency checks, JSON extraction, and semantic validation and aligns the predictions with the controlled label sets. Finally, the system produces a unified annotation containing emotion, sentiment, and topic information.

5. Manual Annotation

We compare the annotations generated by the two model types (media and text) with a sample of manually annotated data. A total of seven professionals manually annotated 103 tweets (0.26% of MULTIPARTWEET), resulting in 721 annotations. The annotation was completed using an annotation web application based on TEXTANNOTATOR (Abrami et al., 2020). In the annotation process, the annotators are shown each tweet, including its text and any accompanying image or video. Following the target classes of the models T1, S1 and E2 as defined in subsection 4.2.1, they are asked to assign a topic class, a sentiment polarity and an emotion to each tweet. Additionally, the annotation presents the classification results generated by two models, showing the confidence values for each topic, sentiment and emotion class. The annotators are prompted to select which model produced a better fitting classification: They can select one of the two models, both, or neither. We report inter-rater reliability based on Krippendorff’s alpha (Krippendorff, 1970) and Fleiss’s kappa (Fleiss, 1971)⁷ in Table 2. The results are mixed: The annotators agree on the topic classification (82%). However, the reliability on sentiment and emotion drops to only 45-55%, suggesting difficulties in assigning these features to tweets – this has also been reported by e.g. Bostan et al. (2020). There is less agreement on the question which model produced a more fitting classification distribution with 66% for topic classes and around 33% for sentiment and emotion values. The result show, that the human annotators preferred the results of the media model in all three classifications by a small margin – 42% to 34% in case of the sentiment classification, and 42% to 33% for emotion detection. However, for the topic classification the annotators preferred the media model by a larger margin of 49% to 23%. We determine the true label based on the manually annotated sample by majority vote (MV) and Dawid-Skene (DS) aggregation⁸ (Dawid and Skene, 1979), and report the Macro F1 scores for the text and media models in Table 3. While the media model achieves a score of around 50%, the scores for both MV and DS are much lower, at around 10%.

⁷We use methods of Castro (2017) and Seabold and Perktold (2010) to calculate inter-rater reliability.

⁸We use the implementation by Ustalov et al. (2024)

	$\alpha \uparrow$	$\kappa \uparrow$
Topic MP	0,66	0,66
Sentiment MP	0,33	0,33
Emotion MP	0,34	0,33
Topic GD	0,82	0,82
Sentiment GD	0,54	0,54
Emotion GD	0,47	0,46

Table 2: Inter-rater reliability based on Krippendorff’s alpha and Fleiss’s kappa. MP = Model preference, GD = Generation of gold data

	Agg.	F1 Media (#S)	F1 Text (#S)
Topic	MV	0,56 (104)	0,11 (98)
Sentiment	MV	0,59 (104)	0,67 (98)
Emotion	MV	0,46 (104)	0,56 (98)
Topic	DS	0,49 (104)	0,13 (98)
Sentiment	DS	0,59 (104)	0,68 (98)
Emotion	DS	0,47 (104)	0,56 (98)
Topic	RND	0,05 (104)	0,09 (98)
Sentiment	RND	0,29 (104)	0,29 (98)
Emotion	RND	0,19 (104)	0,17 (98)

Table 3: Validation results using manual annotated samples, Macro F1 scores, MV = Majority Voter, DS = Dawid-Skene, RND = Mean of 5 runs with random class assignments, #S = samples count

Examining the media model, it can be seen that the sentiment and emotion classifications perform similarly to the topic classifications. In contrast to the topic results, the text models perform better for sentiment and emotion. Moreover, in order to quantify the quality of the manual annotation, we have conducted another annotation approach by randomly assigning labels for the tweets. We report the same substantial low scores for the same metrics, with almost 0% for the topic classification, and 29%, 17% for the sentiment and emotion classification, respectively. These drops in the F1 scores indicate that the original manual annotations are far from random and therefore reliable to a meaningful extent. At the same time, the overall performance of the models, particularly in the topic classification task, reveals the intrinsic difficulty of interpreting multimedia content through textual features alone. This finding reinforces the assumption that tweets, as highly multimodal entities, require a joint modeling of text and media components to capture their full semantic and affective meaning.

6. Classification

In subsection 4.1, all cleaned textual tweets (\mathcal{X}) were processed using various classification mod-

els $\mathcal{T} = \{t_1, \dots, t_9\}$. They generate multiple labels for each tweet, which can then be used to predict the target label of other models. The underlying hypothesis H1 is that a list of models can be used to predict the outputs of another model. For this purpose, we use, for each model t_i , the annotations of the remaining eight models $\mathcal{R} (t_i \notin \mathcal{R}; \mathcal{R} \subset \mathcal{T}; t_i \in \mathcal{T})$ to predict the outputs of t_i . To verify the hypothesis H1, we generate vectors of the model's annotation outputs for each model t_i and tweet $x (x \in \mathcal{X})$. For each model, we calculate the mean score for each target category across all sentences in tweet x . These category scores are then normalised using a softmax function to ensure that the sum of the predicted category scores for each tweet x is equal to one across all target categories. Using this procedure, we create a vector for each text x , based on the remaining \mathcal{R} models corresponding to model t_i . The predicted target label for each model is defined as the category with the highest average probability. We repeated this procedure for each model and tweet. Any prediction labels represented by fewer than 50 tweets were removed from the dataset. The dataset was split into two parts: 80% for training and 20% for testing. We used random forest classifier to test H1. This study involved a total of nine models, and nine prediction models were trained using this approach. All models were optimised using an evolutionary search to demonstrate that they can achieve equal or nearly equivalent Macro F1 scores while utilizing significantly fewer features than previously employed. In the evolutionary search, the Random Forest classifier was used as the training model and was trained over 200 epochs. Figure 5 illustrates the Macro F1 scores before feature selection, using all available feature parameters, and after training the models with the selected feature subset. Also the number of target categories for each model. As shown in the figure, almost half of the features were not needed to achieve the optimal Macro F1 score. On average, the models utilised around 55% of the available feature parameters. The average Macro F1 score across all models is 65%, ranging from a minimum of 34% to a maximum of 99%. The Macro F1 score is nearly the same for all sentiment classification types, at 99%. This consistency can be attributed to the small number of labels that need to be predicted. Additionally, Spearman's rank correlation analysis revealed a strong negative correlation between the Macro F1 score and the number of labels to be predicted ($r = -0.85$, $p < 0.01$), suggesting that performance decreases as the number of labels increases. The distribution of the three labels was more balanced across all sentiment classification models when compared to the topic and emotion models. For example, the 'joy' label in model E1 comprised just over 50

tweets for training and testing purposes combined. This made training the model for this label more challenging. Figure 6 illustrates the proportion of features selected from each feature model by each trained classification model. A higher bar indicates that a greater proportion of features from that model were selected. The E1 model always appears in last place, suggesting that its feature parameters are not useful for any other models following feature selection. With an average rank of 3.25, the E3 model is the top performer. Next is the S2 model, with an average rank of 3.75. On average, all remaining models occupy middle-ranking positions. The colours in Figure 6 represent the mean SHAP influence of each feature model, ranging from low (blue) to high (yellow). To ensure comparability, each model was evaluated using SHAP with the same training and test splits as in the evolutionary search. Having obtained the SHAP values, which quantify the contribution of each feature parameter to each target label, the mean SHAP value was computed for each feature across all labels. These mean values were then summed for all features belonging to the same model, resulting in an aggregated influence score for each model. This aggregated score corresponds to the value visualised in Figure 6. Therefore, the sum of all SHAP values indicates the total influence of each feature on the prediction model. Figure 6 suggests a correlation between the features selected through evolutionary search and their SHAP-derived influence of the features on the model. This observation was verified using a Spearman rank correlation analysis, with the proportion of selected features and the aggregated SHAP influence values serving as input variables. The resulting correlation coefficient is 0.36, with a p-value of less than 0.01. This indicates a statistically significant, albeit slight, positive monotonic relationship between the frequency with which features are selected and SHAP influence.

The overlap between the top 20 individual feature parameters of each model, ranked once by the percentage of times they were selected during evolutionary search and once by their SHAP influence, is exactly 40%. This overlap further suggests that the evolutionary search process has successfully identified features that meaningfully impact model predictions. The analysis presented in this section demonstrates the validity of MULTIPARTWEET used in this study and its potential as a valuable resource for further research, particularly in the fields of political science and multimodal analysis, as discussed in previous sections.

7. Conclusion

MULTIPARTWEET offers more than just text data: it comprises 15 175 tweets from German political

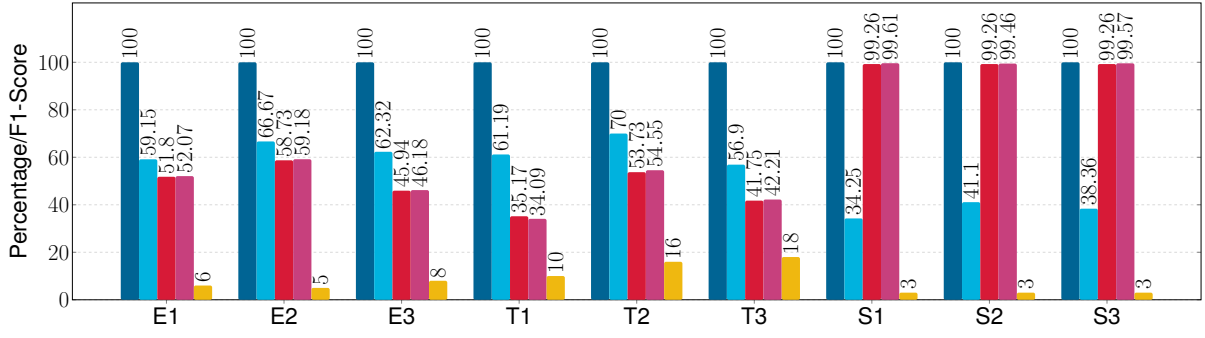


Figure 5: Performance results (Macro F1 scores and number of features) of the 3 classification tasks using an evolutionary search for optimization of feature selection (Features: ■; Selected Features: ■; Macro F1: ■; Optimal Macro F1: ■; Labels: ■)

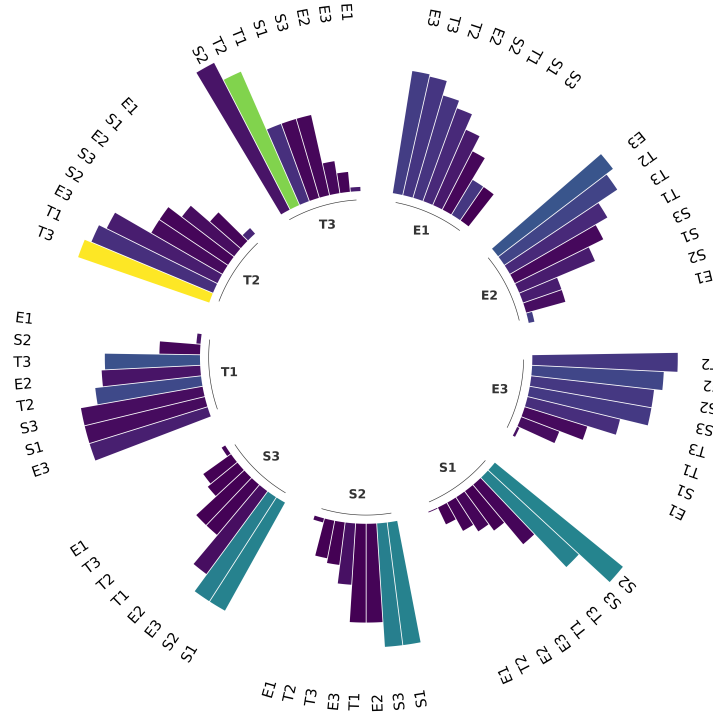


Figure 6: *SHAP* analysis of feature importance in relation to the number of selected features, using the model that performed best in the evolutionary search (shown as a percentage) *SHAP* impact colouring (low: blue; high: yellow)

figures, which are linked to GERPARCOR. TTLAB-TWEETCRAWLER makes it easy to extend the corpus using two downloading methods. User-based searches yield more text-only tweets, while media-based searches primarily return tweets containing media. The two processes together produce a corpus of 39 546 tweets. Of these, 19 056 include media information and 18 703 are processable. We used 9 text-based models, which cover 3 types of classification, to analyse all 33 921 tweets containing text after cleaning. The analysis reveals that the three types – topic, emotion and sentiment – can be predicted in relation to each other. Furthermore, evolutionary feature selection revealed that achieving the same or higher Macro F1 scores

does not necessitate the use of all features. We also presented a method of automatically annotating media-based information, such as videos and images. Using a single prompt, we query a VLM to produce the same three types of classification as text-based models. A small-scale manual evaluation suggests that media-based annotations are more reliable than text-based ones. However, further annotation is required because the current manually labelled dataset is limited. Nevertheless, this study establishes a framework for the analysis of political data in social media in conjunction with German political speeches. Furthermore, the provided social media corpus can be used to supplement existing datasets or generate new ones

that incorporate media information. The corpora and software will be released under the AGPL license on GitHub.

8. Ethical Considerations

This study and the developed tweet corpus have been created with attention to ethical considerations. The goal of this work is to provide a large-scale corpus of tweets from German political figures and to make the data collection process as straightforward as possible, while also including media information such as images and videos. Although the corpus is based on publicly available tweets, some individual posts may contain content that is offensive, sensitive, or potentially harmful. Researchers using the corpus should be aware of this when conducting analyses. Similarly, the emotion, sentiment, and topic annotations generated by models may include biases or errors, and their outputs should be interpreted with caution. It is acknowledged that the processing pipeline could theoretically be applied to restricted or prohibited content; however, the intention of this work is to support responsible and transparent scientific research.

9. Bibliographical References

- Giuseppe Abrami, Mevlüt Bağcı, Leon Hammerla, and Alexander Mehler. 2022. [German parliamentary corpus \(gerparcor\)](#). In *Proceedings of the Language Resources and Evaluation Conference*, pages 1900–1906, Marseille, France. European Language Resources Association.
- Giuseppe Abrami, Mevlüt Bağcı, and Alexander Mehler. 2024. [German parliamentary corpus \(GerParCor\) reloaded](#). In *Proceedings of the 2024 Joint International Conference on Computational Linguistics, Language Resources and Evaluation (LREC-COLING 2024)*, pages 7707–7716, Torino, Italy. ELRA and ICCL.
- Giuseppe Abrami, Manuel Stoeckel, and Alexander Mehler. 2020. [TextAnnotator: A UIMA based tool for the simultaneous and collaborative annotation of texts](#). In *Proceedings of the Twelfth Language Resources and Evaluation Conference*, pages 891–900, Marseille, France. European Language Resources Association.
- Dimosthenis Antypas, Asahi Ushio, Francesco Barbieri, and Jose Camacho-Collados. 2024. [Multilingual topic classification in X: Dataset and analysis](#). In *Proceedings of the 2024 Conference on Empirical Methods in Natural Language Processing*, pages 20136–20152, Miami, Florida, USA. Association for Computational Linguistics.
- Shuai Bai, Keqin Chen, Xuejing Liu, Jialin Wang, Wenbin Ge, Sibor Song, Kai Dang, Peng Wang, Shijie Wang, Jun Tang, Humen Zhong, Yuanzhi Zhu, Mingkun Yang, Zhaohai Li, Jianqiang Wan, Pengfei Wang, Wei Ding, Zheren Fu, Yiheng Xu, Jiabo Ye, Xi Zhang, Tianbao Xie, Zesen Cheng, Hang Zhang, Zhibo Yang, Haiyang Xu, and Junyang Lin. 2025. [Qwen2.5-vl technical report](#).
- Ashwin Balasubramanian, Vito Zou, Hitesh Narayana, Christina You, Luca Luceri, and Emilio Ferrara. 2024. [A public dataset tracking social media discourse about the 2024 u.s. presidential election on twitter/x](#).
- Francesco Barbieri, Jose Camacho-Collados, Luis Espinosa Anke, and Leonardo Neves. 2020. [TweetEval: Unified benchmark and comparative evaluation for tweet classification](#). In *Findings of the Association for Computational Linguistics: EMNLP 2020*, pages 1644–1650, Online. Association for Computational Linguistics.
- Francesco Barbieri, Jose Camacho-Collados, Francesco Ronzano, Luis Espinosa-Anke, Miguel Ballesteros, Valerio Basile, Viviana Patti, and Horacio Saggion. 2018. Semeval 2018 task 2: Multilingual emoji prediction. In *Proceedings of The 12th International Workshop on Semantic Evaluation*, pages 24–33.
- Francesco Barbieri, Luis Espinosa Anke, and Jose Camacho-Collados. 2022. [XLM-T: Multilingual language models in Twitter for sentiment analysis and beyond](#). In *Proceedings of the Thirteenth Language Resources and Evaluation Conference*, pages 258–266, Marseille, France. European Language Resources Association.
- Valerio Basile, Cristina Bosco, Elisabetta Fersini, Debora Nozza, Viviana Patti, Francisco Manuel Rangel Pardo, Paolo Rosso, and Manuela Sanguinetti. 2019. [SemEval-2019 task 5: Multilingual detection of hate speech against immigrants and women in Twitter](#). In *Proceedings of the 13th International Workshop on Semantic Evaluation*, pages 54–63, Minneapolis, Minnesota, USA. Association for Computational Linguistics.
- L. Bertolini, A. Michalak, and J. Weeds. 2024. [Dreamy: a library for the automatic analysis and annotation of dream reports with multilingual large language models](#). *Sleep Medicine*, 115:406–407. Abstracts from the 17th World Sleep Congress.

- Elizabeth Blakey. 2024. [The day data transparency died: How twitter/x cut off access for social research](#). *Contexts*, 23(2):30–35.
- Laura Ana Maria Bostan, Evgeny Kim, and Roman Klinger. 2020. [GoodNewsEveryone: A corpus of news headlines annotated with emotions, semantic roles, and reader perception](#). In *Proceedings of the Twelfth Language Resources and Evaluation Conference*, pages 1554–1566, Marseille, France. European Language Resources Association.
- Ruth Breeze. 2020. [Exploring populist styles of political discourse in twitter](#). *World Englishes*, 39(4):550–567.
- Jose Camacho-collados, Kiamehr Rezaee, Talayeh Riahi, Asahi Ushio, Daniel Loureiro, Dimosthenis Antypas, Joanne Boisson, Luis Espinosa Anke, Fangyu Liu, and Eugenio Martínez Cámara. 2022. [TweetNLP: Cutting-edge natural language processing for social media](#). In *Proceedings of the 2022 Conference on Empirical Methods in Natural Language Processing: System Demonstrations*, pages 38–49, Abu Dhabi, UAE. Association for Computational Linguistics.
- Bruno Castanho Silva and Sven-Oliver Proksch. 2022. [Politicians unleashed? political communication on twitter and in parliament in western europe](#). *Political Science Research and Methods*, 10(4):776–792.
- Santiago Castro. 2017. Fast Krippendorff: Fast computation of Krippendorff’s alpha agreement measure. <https://github.com/pln-fing-udelar/fast-krippendorff>.
- Yiqun Chen and James Y Zou. 2023. [Twigma: A dataset of ai-generated images with metadata from twitter](#). In *Advances in Neural Information Processing Systems*, volume 36, pages 37748–37760. Curran Associates, Inc.
- CitizenLabDotCo. 2022. [Citizenlab multilingual xlm-roberta sentiment](#).
- Michael D. Conover, Bruno Goncalves, Jacob Ratkiewicz, Alessandro Flammini, and Filippo Menczer. 2011. [Predicting the political alignment of twitter users](#). In *2011 IEEE Third International Conference on Privacy, Security, Risk and Trust and 2011 IEEE Third International Conference on Social Computing*, pages 192–199.
- A. P. Dawid and A. M. Skene. 1979. [Maximum likelihood estimation of observer error-rates using the em algorithm](#). *Journal of the Royal Statistical Society. Series C (Applied Statistics)*, 28(1):20–28.
- Tom De Smedt and Sylvia Jaki. 2018. The polly corpus: Online political debate in germany. In *Proceedings of the 6th conference on computer-mediated communication (CMC) and social media corpora (CMC-corpora 2018)*, pages 33–36.
- Leon Derczynski, Kalina Bontcheva, and Ian Roberts. 2016. [Broad Twitter corpus: A diverse named entity recognition resource](#). In *Proceedings of COLING 2016, the 26th International Conference on Computational Linguistics: Technical Papers*, pages 1169–1179, Osaka, Japan. The COLING 2016 Organizing Committee.
- Joseph L Fleiss. 1971. Measuring nominal scale agreement among many raters. *Psychological Bulletin*, 76(5):378–382.
- Félix-Antoine Fortin, François-Michel De Rainville, Marc-André Gardner, Marc Parizeau, and Christian Gagné. 2012. DEAP: Evolutionary algorithms made easy. *Journal of Machine Learning Research*, 13:2171–2175.
- Simon Gonzalez. 2024. [Iliad: An interactive corpus for linguistic annotated data from twitter posts](#).
- Lara Grimminger and Roman Klinger. 2021. [Hate towards the political opponent: A Twitter corpus study of the 2020 US elections on the basis of offensive speech and stance detection](#). In *Proceedings of the Eleventh Workshop on Computational Approaches to Subjectivity, Sentiment and Social Media Analysis*, pages 171–180, Online. Association for Computational Linguistics.
- K. Hayawi, S. Shahriar, M.A. Serhani, I. Taleb, and S.S. Mathew. 2022. [Anti-vax: a novel twitter dataset for covid-19 vaccine misinformation detection](#). *Public Health*, 203:23–30.
- Nils Constantin Hellwig, Markus Bink, Thomas Schmidt, Jakob Fehle, and Christian Wolff. 2023. [Transformer-based analysis of sentiment towards German political parties on Twitter during the 2021 election year](#). In *Proceedings of the 6th International Conference on Natural Language and Speech Processing (ICNLSP 2023)*, pages 84–98, Online. Association for Computational Linguistics.
- Matthew Honnibal, Ines Montani, Sofie Van Landeghem, and Adriane Boyd. 2020. [spaCy: Industrial-strength Natural Language Processing in Python](#).
- Muhammad Imran, Prasenjit Mitra, and Carlos Castillo. 2016. Twitter as a lifeline: Human-annotated twitter corpora for nlp of crisis-related messages. In *Proceedings of the Tenth International Conference on Language Resources and*

- Evaluation (LREC 2016)*, Paris, France. European Language Resources Association (ELRA).
- Aidos Konyspay, Pakizar Shamoï, Malika Ziyada, and Zhushup Smambayev. 2025. [Meme similarity and emotion detection using multimodal analysis](#).
- Klaus Krippendorff. 1970. [Estimating the reliability, systematic error and random error of interval data](#). *Educational and Psychological Measurement*, 30(1):61–70.
- Taja Kuzman and Nikola Ljubešić. 2025. [Llm teacher-student framework for text classification with no manually annotated data: A case study in iptc news topic classification](#). *IEEE Access*, 13:35621–35633.
- Johannes Langguth, Daniel Thilo Schroeder, Petra Filkuková, Stefan Brenner, Jesper Phillips, and Konstantin Pogorelov. 2023. [Coco: an annotated twitter dataset of covid-19 conspiracy theories](#). *Journal of Computational Social Science*, 6(2):443–484.
- Alexander Leonhardt, Giuseppe Abrami, Daniel Baumartz, and Alexander Mehler. 2023. [Unlocking the heterogeneous landscape of big data NLP with DUUI](#). In *Findings of the Association for Computational Linguistics: EMNLP 2023*, pages 385–399, Singapore. Association for Computational Linguistics.
- Christian E. Lopez and Caleb Gallemore. 2021. [An augmented multilingual twitter dataset for studying the covid-19 infodemic](#). *Social Network Analysis and Mining*, 11(1):102.
- Scott M Lundberg and Su-In Lee. 2017. [A unified approach to interpreting model predictions](#). Curran Associates, Inc.
- Richard McCreadie, Ian Soboroff, Jimmy Lin, Craig Macdonald, Iadh Ounis, and Dean McCullough. 2012. [On building a reusable twitter corpus](#). In *Proceedings of the 35th International ACM SIGIR Conference on Research and Development in Information Retrieval, SIGIR '12*, page 1113–1114, New York, NY, USA. Association for Computing Machinery.
- Saif Mohammad, Felipe Bravo-Marquez, Mohammad Salameh, and Svetlana Kiritchenko. 2018. Semeval-2018 task 1: Affect in tweets. In *Proceedings of the 12th international workshop on semantic evaluation*, pages 1–17.
- Saif Mohammad, Svetlana Kiritchenko, Parinaz Sobhani, Xiaodan Zhu, and Colin Cherry. 2016. Semeval-2016 task 6: Detecting stance in tweets. In *Proceedings of the 10th International Workshop on Semantic Evaluation (SemEval-2016)*, pages 31–41.
- Martin M. Müller and Marcel Salathé. 2019. [Crowdbreaks: Tracking health trends using public social media data and crowdsourcing](#). *Frontiers in Public Health*, Volume 7 - 2019.
- Usman Naseem, Imran Razzak, Matloob Khushi, Peter W. Eklund, and Jinman Kim. 2021. [COVID-Senti: A Large-Scale Benchmark Twitter Data Set for COVID-19 Sentiment Analysis](#). *IEEE Transactions on Computational Social Systems*, 8(4):1003–1015.
- OCLC. 2025. Introduction to the Dewey Decimal Classification. <https://www.oclc.org/content/dam/oclc/dewey/versions/print/intro.pdf>. PDF; last updated 25 Sep 2025. Accessed 11 Oct 2025.
- Bolanle Olaniran and Indi Williams. 2020. [Social media effects: Hijacking democracy and civility in civic engagement](#). In *Platforms, Protests, and the Challenge of Networked Democracy*, pages 77–94. Springer.
- Mai Osama Ghoraba. 2023. [Influential spanish politicians' discourse of climate change on twitter: A corpus-assisted discourse study](#). *Corpus Pragmatics*, 7(3):181–240.
- Jayanta Paul, Siddhartha Mallick, Abhijit Mitra, Anuska Roy, and Jaya Sil. 2025. [Multi-modal twitter data analysis for identifying offensive posts using a deep cross-attention-based transformer framework](#). *ACM Trans. Knowl. Discov. Data*, 19(3).
- Saša Petrović, Miles Osborne, and Victor Lavrenko. 2010. The edinburgh twitter corpus. In *Proceedings of the NAACL HLT 2010 Workshop on Computational Linguistics in a World of Social Media, WSA '10*, page 25–26, USA. Association for Computational Linguistics.
- Christian Rauh and Jan Schwalbach. 2020. [The ParlSpeech V2 data set: Full-text corpora of 6.3 million parliamentary speeches in the key legislative chambers of nine representative democracies](#).
- Nils Reimers and Iryna Gurevych. 2019. [Sentencebert: Sentence embeddings using siamese bert-networks](#). In *Proceedings of the 2019 Conference on Empirical Methods in Natural Language Processing*. Association for Computational Linguistics.
- Sara Rosenthal, Noura Farra, and Preslav Nakov. 2017. Semeval-2017 task 4: Sentiment analysis in twitter. In *Proceedings of the 11th international workshop on semantic evaluation (SemEval-2017)*, pages 502–518.

- Philipp Schmid. 2022. [distilbert-base-multilingual-cased-sentiment](#).
- Thomas Schmidt, Jakob Fehle, Maximilian Weissenbacher, Jonathan Richter, Philipp Gottschalk, and Christian Wolff. 2022. [Sentiment analysis on Twitter for the major German parties during the 2021 German federal election](#). In *Proceedings of the 18th Conference on Natural Language Processing (KONVENS 2022)*, pages 74–87, Potsdam, Germany. KONVENS 2022 Organizers.
- Skipper Seabold and Josef Perktold. 2010. statsmodels: Econometric and statistical modeling with python. In *9th Python in Science Conference*.
- Juan Carlos Medina Serrano, Morteza Shahrezaye, Orestis Papakyriakopoulos, and Simon Hegelich. 2019. [The rise of germany's afc: A social media analysis](#). In *Proceedings of the 10th International Conference on Social Media and Society, SM-Society '19*, page 214–223, New York, NY, USA. Association for Computing Machinery.
- Shivshankar. 2023. [finetuned-twitter-xlm-roberta-base-emotion](#).
- BRUNO CASTANHO SILVA and SVEN-OLIVER PROKSCH. 2021. [Fake it 'til you make it: A natural experiment to identify european politicians' benefit from twitter bots](#). *American Political Science Review*, 115(1):316–322.
- Gaurish Thakkar, Sherzod Hakimov, and Marko Tadić. 2024. [M2SA: Multimodal and multilingual model for sentiment analysis of tweets](#). In *Proceedings of the 2024 Joint International Conference on Computational Linguistics, Language Resources and Evaluation (LREC-COLING 2024)*, pages 10833–10845, Torino, Italia. ELRA and ICCL.
- Tolga Uslu, Alexander Mehler, Andreas Niekler, and Daniel Baumartz. 2018. Towards a DDC-based topic network model of wikipedia. In *Proceedings of 2nd International Workshop on Modeling, Analysis, and Management of Social Networks and their Applications (SOCNET 2018)*, February 28, 2018.
- Dmitry Ustalov, Nikita Pavlichenko, and Boris Tseitlin. 2024. [Learning from Crowds with Crowd-Kit](#). *Journal of Open Source Software*, 9(96):6227.
- Cynthia Van Hee, Els Lefever, and Véronique Hoste. 2018. Semeval-2018 task 3: Irony detection in english tweets. In *Proceedings of The 12th International Workshop on Semantic Evaluation*, pages 39–50.
- Maximilian Weissenbacher and Udo Kruschwitz. 2024. [Analyzing offensive language and hate speech in political discourse: A case study of German politicians](#). In *Proceedings of the Fourth Workshop on Threat, Aggression & Cyberbullying @ LREC-COLING-2024*, pages 60–72, Torino, Italia. ELRA and ICCL.
- Tobias Widmann and Maximilian Wich. 2023. [Creating and comparing dictionary, word embedding, and transformer-based models to measure discrete emotions in german political text](#). *Political Analysis*, 31(4):626–641.
- Marcos Zampieri, Shervin Malmasi, Preslav Nakov, Sara Rosenthal, Noura Farra, and Ritesh Kumar. 2019. Semeval-2019 task 6: Identifying and categorizing offensive language in social media (offenseval). In *Proceedings of the 13th International Workshop on Semantic Evaluation*, pages 75–86.