

# Robust Two-Sample Mean Inference under Serial Dependence

Ulrich Hounyo\*  
University at Albany, SUNY

Min Seong Kim†  
University of Connecticut

December 23, 2025

## Abstract

We propose robust two-sample tests for comparing means in time series. The framework accommodates a wide range of applications, including structural breaks, treatment-control comparisons, and group-averaged panel data. We first consider series HAR two-sample  $t$ -tests, where standardization employs orthonormal basis projections, ensuring valid inference under heterogeneity and nonparametric dependence structures. We propose a Welch-type  $t$ -approximation with adjusted degrees of freedom to account for long-run variance heterogeneity across the series. We further develop a series-based HAR wild bootstrap test, extending traditional wild bootstrap methods to the time-series setting. Our bootstrap avoids resampling blocks of observations and delivers superior finite-sample performance.

**Keywords:** serial dependence; series HAR variance estimation, series HAR wild bootstrap; Student's  $t$ -approximation; two-sample  $t$ -test

**JEL codes:** C12, C14, C23.

---

\*khounyo@albany.edu

†min\_seong.kim@uconn.edu

# 1 Introduction

This paper proposes robust testing procedures for comparing two-sample means with time-series data. Testing the equality of two group means is one of the fundamental problems in data analysis—a task typically introduced through the classical two-sample  $t$ -test in introductory statistics courses. We consider testing the equality of means from two time series,  $\{Y_{1t}\}_{t=1}^{T_1}$  and  $\{Y_{2t}\}_{t=1}^{T_2}$ , arising in a variety of empirical contexts: (i) pre- and post-structural break data with a known break date (e.g., pre- and post-policy means in macroeconomic series such as GDP growth before and after a reform); (ii) time series from two different units (e.g., a treatment and a control unit); or (iii) two groups, each consisting of multiple units observed over time (e.g., panel or repeated cross-section data), where  $\{Y_{1t}\}_{t=1}^{T_1}$  and  $\{Y_{2t}\}_{t=1}^{T_2}$  denote the time series of cross-sectional averages for the two groups.

The classical two-sample  $t$ -test and its widely used extension due to [Welch \(1947\)](#) both assume that the underlying observations are independent and Gaussian. These assumptions are frequently violated in economic and financial applications, where data often exhibit serial dependence and departures from normality. While non-normality can be mitigated by large-sample approximations, the independence assumption remains crucial. Because serial dependence is ubiquitous in time series, two-sample  $t$ -tests that ignore it are often invalid for time-series data and can suffer from substantial size distortions.

We propose a general framework for conducting accurate and easy-to-use inference on the difference in population means when the data may display heterogeneity and complex, unknown forms of dependence. The framework builds on series-based heteroskedasticity and autocorrelation robust (HAR) long-run variance (LRV) estimators. Specifically, we form analogues of the classical two-sample  $t$ -test and Welch’s test by replacing the sample variances with the series HAR estimators. Implementation is straightforward. Each series is projected onto a set of orthonormal basis functions, and the sample variances of the resulting projection coefficients serve as LRV estimators.

Robust inference that accounts for heteroskedasticity and autocorrelation is standard practice in time-series econometrics and applied statistics. The most common approach estimates the LRV using kernel methods ([Newey and West, 1987](#); [Andrews, 1991](#)). More recent work on the kernel HAR approach develops fixed- $b$  asymptotics, which yields more accurate approximations in finite samples ([Kiefer and Vogelsang, 2002, 2005](#); [Sun et al., 2008](#); [Lazarus et al., 2021](#)). The series HAR approach considered in this paper is recently introduced in the econometrics literature by [Phillips \(2005\)](#), [Müller \(2007\)](#), and [Sun \(2011, 2013\)](#) as an alternative to kernel-based methods, and further studied in various settings by [Chen et al. \(2014\)](#), [Lazarus et al. \(2018\)](#), and [Rho and Vogelsang \(2021\)](#). Extending existing

HAR methods to the two-sample setting is nontrivial, because the groups often exhibit heterogeneous LRVs, in which case the standard HAR inference is not directly applicable.

We consider two scenarios as in the conventional two-sample  $t$ -tests. First, we study the case in which the two time series have equal LRVs. In this setting, we adopt the fixed- $K$  asymptotics, under which the numbers of basis functions,  $K_1$  and  $K_2$ , are held fixed as  $T_1$  and  $T_2$  grow. Under fixed- $K$  asymptotics, our test statistic, which reflects the equality of LRVs, converges to a  $t$ -distribution with  $K_1 + K_2$  degrees of freedom under  $H_0$ . One could alternatively use a kernel-based fixed- $b$  HAR approach, where the truncation lag in the kernel estimator equals a fixed fraction  $b$  of the sample size. In general, neither method clearly outperforms the other. A key advantage of our series HAR test over the fixed- $b$  kernel method is that its limiting distribution is standard—critical values are drawn from the Student’s  $t$ -distribution—whereas the latter has nonstandard limits and should simulate critical values.

We next consider the case of unequal LRVs, which often arises in practice. In this setting, the series HAR  $t$ -statistic is non-pivotal under fixed- $K$  asymptotics. We therefore introduce a test statistic that accommodates the heterogeneity of LRVs and establish its asymptotic normality under large- $K$  asymptotics, in which  $K_1$  and  $K_2$  diverge as  $T_1$  and  $T_2$  grow. However, it is well known that asymptotic normal tests based on HAR estimators tend to suffer from nontrivial size distortions, particularly under strong serial dependence ([Andrews and Monahan, 1992](#); [Kiefer et al., 2000](#), see, e.g.,). To address this, we pursue two approaches.

First, in the spirit of Welch’s  $t$ -test, we propose a Student’s  $t$ -approximation with degrees of freedom adjusted to account for unequal LRVs. This approach is simple to implement—critical values are obtained from the standard Student’s  $t$ -distribution—and it substantially improves finite-sample accuracy relative to the normal approximation. It is also well grounded in the literature. See, for example, [Bell and McCaffrey \(2002\)](#), [Imbens and Kolesar \(2016\)](#), [Donald and Lang \(2007\)](#), and [Sun \(2014\)](#).

Second, we develop a series HAR wild bootstrap (SHAR-WB) test for two-sample means that is robust to both serial dependence and unequal LRVs. SHAR-WB is a variant of the wild bootstrap ([Wu, 1986](#)), in which the external random variables used to perturb the residuals are serially dependent, allowing the bootstrap sample to replicate the dependence structure of the original data. Our bootstrap does not require resampling blocks of observations. Instead, we generate the dependent external random variables using orthogonal bootstrap basis functions so that the LRV of bootstrap samples mirrors the formulation of the series HAR estimator. We establish the asymptotic validity of the SHAR-WB based two-sample test by showing that the associated bootstrap  $t$ -statistic, studentized by the bootstrap series HAR estimators, is consistent for that of the original series HAR  $t$ -statistic under large- $K$  asymptotics. SHAR-WB delivers superior finite-sample performance and is of independent

interest for other testing problems involving dependent data.

The proposed SHAR-WB is closely related to the dependent wild bootstrap (DWB) of [Shao \(2010\)](#), which generates external random variables whose covariances are kernel weighted across time lags. The resulting bootstrap LRV yields a kernel-based HAR LRV estimator. [Conley et al. \(2023\)](#) extend this idea to the spatial setting. See also related work by [Leucht and Neumann \(2013\)](#), [Djogbenou et al. \(2015\)](#), and [Hounyo \(2023\)](#). We propose SHAR-WB as an alternative to DWB in order to align with our focus on the series HAR based two-sample tests. Further discussion of the relationship between our SHAR-WB and DWB is provided in [Section 4](#).

Our paper is also related to [Ibragimov and Müller \(2016\)](#), who develop a  $t$ -test for the comparison of a scalar parameter (e.g., means) across two types of groups. Their approach partitions the data of each group into a small number of clusters and estimates the model separately within each cluster. The  $t$ -statistic is then constructed from the resulting cluster-level estimates. They employ adjusted degrees of freedom following [Bakirov \(1998\)](#) and show its asymptotic validity under broad forms of heterogeneity and dependence. It requires researchers to choose a clustering structure, which may not be obvious in time-series applications. From this perspective, our series-based tests complement theirs: our tests are easy to implement and do not require partitioning observations into clusters.

We illustrate the relevance of our proposed methodology through two empirical applications. The first revisits a study previously analyzed in the literature that examines the impact of working from home (WFH) on employee performance. The second considers three key U.S. macroeconomic time series, each featuring a well-documented structural break.

Our empirical findings show that, at the 5% significance level, there is no statistically meaningful difference in average performance between the WFH and office-based groups once sampling variation, heteroskedasticity, and autocorrelation are properly accounted for. Likewise, at the 5% significance level, we find no statistically meaningful differences in the means across the pre- and post-break periods for the three U.S. macroeconomic series—namely, the Unemployment Rate, CPI Inflation, and Real GDP Growth.

The remainder of the paper is organized as follows. [Section 2](#) outlines the setup and reviews the conventional two-sample  $t$ -tests, including Welch’s version. [Section 3](#) introduces the series HAR two-sample  $t$ -tests and study their asymptotic properties. [Section 4](#) develops the series-based HAR wild bootstrap. [Section 5](#) evaluates the finite-sample performance of the proposed tests relative to existing methods. [Section 6](#) presents two empirical applications, and [Section 7](#) concludes. Mathematical derivations are given in Appendix.

## 2 Setup and Classical $t$ -Tests

Suppose that we have two time series  $\{Y_{1t}\}$  and  $\{Y_{2t}\}$  satisfying

$$Y_{jt} = \mu_j + u_{jt}, \text{ with } u_{jt} \sim (0, \sigma_j^2), \quad t = 1, \dots, T_j, \quad j = 1, 2,$$

where  $\{u_{1t}\}$  and  $\{u_{2t}\}$  are independent across the series.  $\{Y_{1t}\}$  and  $\{Y_{2t}\}$  can be (i) pre- and post-structural break data with known break date, and (ii) time series of two different units (e.g., treatment unit and control unit). We can also consider the case of two groups, each consisting of multiple units over time (panel or repeated cross-section structure). In this case,  $\{Y_{1t}\}$  and  $\{Y_{2t}\}$  represent the time series of cross-sectional averages for the two groups.

A classical procedure for testing the equality of two population means is the two-sample  $t$ -test. We are interested in testing

$$H_0 : \mu_1 = \mu_2. \tag{1}$$

Assuming that  $\{Y_{1t}\}$  and  $\{Y_{2t}\}$  are serially independent and normally distributed with equal variances, i.e.,  $\sigma_1^2 = \sigma_2^2$ , the  $t$ -statistic is defined as

$$t_0 = \frac{\bar{Y}_1 - \bar{Y}_2}{s_p \sqrt{\frac{1}{T_1} + \frac{1}{T_2}}},$$

where  $\bar{Y}_j = \frac{1}{T_j} \sum_{t=1}^{T_j} Y_{jt}$  and  $s_p = \sqrt{\frac{(T_1-1)s_1^2 + (T_2-1)s_2^2}{T_1+T_2-2}}$  with  $s_j^2 = \frac{1}{T_j-1} \sum_{t=1}^{T_j} (Y_{jt} - \bar{Y}_j)^2$ . Under  $H_0$ ,  $t_0$  follows an exact Student's  $t$ -distribution with  $T_1 + T_2 - 2$  degrees of freedom.

If the variances are heterogeneous, i.e.,  $\sigma_1^2 \neq \sigma_2^2$ , the original two-sample  $t$ -test described above is no longer valid. In such cases, Welch's  $t$ -test ([Welch, 1947](#)) is commonly recommended, as it accounts for unequal variances by adjusting the degrees of freedom. The test is based on

$$t_1 = \frac{\bar{Y}_1 - \bar{Y}_2}{\sqrt{s_1^2/T_1 + s_2^2/T_2}},$$

and the critical values are obtained from a Student's  $t$  distribution with the degrees of freedom computed using the Welch-Satterthwaite equation:

$$\frac{(s_1^2/T_1 + s_2^2/T_2)^2}{(s_1^2/T_1)^2 / (T_1 - 1) + (s_2^2/T_2)^2 / (T_2 - 1)},$$

Both the classical two-sample  $t$ -test and Welch's  $t$ -test assume independent, normally distributed observations. While the impact of violating normality becomes negligible in large samples, the independence assumption remains crucial, and these tests may severely

overreject the null in the presence of serial dependence. This is a serious limitation of the  $t$ -tests with time-series data, since serial dependence is the norm rather than the exception.

### 3 Series HAR Two-Sample $t$ -Tests

In this section, we develop series HAR inference methods for testing the equality of two-sample means with time-series data. Under some mild regularity conditions and allowing for serial dependence, we have

$$\sqrt{T_j}(\bar{Y}_j - \mu_j) \rightarrow^d N(0, \Omega_j), \quad j = 1, 2,$$

as  $T_j \rightarrow \infty$ , where  $\Omega_j = \lim_{T_j \rightarrow \infty} \text{Var}(\sqrt{T_j}(\bar{Y}_j - \mu_j))$  denotes the long-run variance (LRV) of  $\{Y_{jt}\}$ . This asymptotic normality provides the basis for testing (1), which requires the estimation of  $\Omega_1$  and  $\Omega_2$ . The most common approach uses kernel-based HAR variance estimators. See, for example, [Newey and West \(1987\)](#), [Andrews \(1991\)](#), [Kiefer and Vogelsang \(2002, 2005\)](#), and [Sun et al. \(2008\)](#). As an alternative, the recent literature develops series-based HAR variance estimation ([Phillips, 2005](#); [Müller, 2007](#); [Sun, 2011, 2013](#)), which we adopt in this paper.

Let  $\{\phi_\ell(\cdot)\}_{\ell=1}^{K_j}$  denote a set of orthonormal basis functions on  $[0, 1]$ . For each  $\ell = 1, \dots, K_j$ , project the residuals and form the outer product of the projection coefficient:

$$\hat{z}_{j,\ell} := \frac{1}{\sqrt{T_j}} \sum_{t=1}^{T_j} \phi_\ell\left(\frac{t}{T_j}\right) \hat{u}_{jt}, \quad \hat{\Omega}_{j,\ell} := \hat{z}_{j,\ell} \hat{z}_{j,\ell}',$$

where  $\hat{u}_{jt} = Y_{jt} - \bar{Y}_j$ . Under mild conditions,  $\hat{\Omega}_{j,\ell}$  is asymptotically unbiased but inconsistent for  $\Omega_j$ . The series HAR variance estimator is defined as the simple average:

$$\hat{\Omega}_j = \frac{1}{K_j} \sum_{\ell=1}^{K_j} \hat{\Omega}_{j,\ell}.$$

Because  $\{\hat{\Omega}_{j,\ell}\}_{\ell=1}^{K_j}$  are asymptotically unbiased, depending on how  $K_j$  behaves as  $T_j \rightarrow \infty$ , two asymptotic frameworks, fixed- $K$  asymptotics and increasing- $K$  asymptotics, are available to characterize the asymptotics of  $\hat{\Omega}_j$  and the associated test statistics. Under increasing- $K$  asymptotics, where  $K_j \rightarrow \infty$  as  $T_j \rightarrow \infty$  with  $K_j/T_j \rightarrow 0$ ,  $\hat{\Omega}_j$  is consistent for  $\Omega_j$ . Under fixed- $K$  asymptotics, where  $K_j$  is held fixed as  $T_j \rightarrow \infty$ ,  $\hat{\Omega}_j$  converges in distribution to a scaled  $\chi^2$  random variable, proportional to  $\Omega_j$ . [Sun \(2013\)](#) shows that fixed- $K$  asymptotic tests provide a high-order refinement of the null rejection probability in Wald test settings,

comparable to kernel-based fixed- $b$  tests.

We make the following assumptions on the basis functions and data to develop the series-based two-sample HAR tests under fixed- $K$  asymptotics.

**Assumption 1.**  $\{\phi_\ell(\cdot)\}_{\ell=1}^K$  is a sequence of piecewise monotonic, continuous differentiable and orthonormal basis functions on  $L_2[0, 1]$  satisfying  $\int_0^1 \phi_\ell(x)dx = 0$ .

Assumption 1 is standard, and sine and cosine trigonometric polynomials are commonly used in the literature. The mean zero condition,  $\int_0^1 \phi_\ell(x)dx = 0$ , yields

$$\frac{1}{\sqrt{T_j}} \sum_{t=1}^{T_j} \phi_\ell\left(\frac{t}{T_j}\right) \hat{u}_{jt} = \frac{1}{\sqrt{T_j}} \sum_{t=1}^{T_j} \phi_\ell\left(\frac{t}{T_j}\right) u_{jt} + o_P(1),$$

where the effect of the estimation error in  $\bar{Y}_j$  is asymptotically negligible. In this paper, we employ the following set of basis functions to establish the asymptotic theory and to conduct simulations.

$$\phi_\ell(x) = \begin{cases} \sqrt{2} \cos(2\pi\ell x), & \text{if } \ell \text{ is odd} \\ \sqrt{2} \sin(2\pi\ell x), & \text{if } \ell \text{ is even} \end{cases}, \quad \ell = 1, \dots, K. \quad (2)$$

**Assumption 2.** Let  $u_t = (u_{1t}, u_{2t})'$ . The functional CLT holds:

$$\frac{1}{\sqrt{T}} \sum_{t=1}^{\lfloor rT \rfloor} u_t \rightarrow^d \begin{pmatrix} \sqrt{\Omega_1} & 0 \\ 0 & \sqrt{\Omega_2} \end{pmatrix} W_2(r),$$

where  $W_2(r) = (W_{21}(r), W_{22}(r))'$  is the 2-dimensional standard Brownian motion.

The functional CLT in Assumption 2 is a high level condition that is commonly used to facilitate the HAR inference asymptotic theory (e.g., [Kiefer and Vogelsang, 2002, 2005](#)). Define  $\hat{u}_t = (\hat{u}_{1t}, \hat{u}_{2t})'$  and  $\phi_0(x) = 1$  for  $x \in [0, 1]$ . For each  $\ell = 0, 1, \dots, K$ ,

$$\begin{aligned} \frac{1}{\sqrt{T}} \sum_{t=1}^T \phi_\ell\left(\frac{t}{T}\right) \hat{u}_t &= \frac{1}{\sqrt{T}} \sum_{t=1}^T \phi_\ell\left(\frac{t}{T}\right) u_t + o_P(1) \\ &\rightarrow^d \begin{pmatrix} \sqrt{\Omega_1} & 0 \\ 0 & \sqrt{\Omega_2} \end{pmatrix} \int_0^1 \phi_\ell(r) dW(r) \end{aligned}$$

under Assumptions 1 and 2, which, by the continuous mapping theorem, implies

$$\begin{aligned} \hat{\Omega}_{j,\ell} &= \left( \frac{1}{\sqrt{T}} \sum_{t=1}^T \phi_\ell\left(\frac{t}{T}\right) \hat{u}_{jt} \right) \left( \frac{1}{\sqrt{T}} \sum_{t=1}^T \phi_\ell\left(\frac{t}{T}\right) \hat{u}_{jt} \right)' \\ &\rightarrow^d \Omega_j \chi^2(1). \end{aligned} \quad (3)$$

In addition, by the orthonormality and mean zero properties of the basis functions,

$$Cov \left( \int_0^1 \phi_k(r) dW_{2j}(r), \int_0^1 \phi_\ell(r) dW_{2j}(r) \right) = 0 \quad (4)$$

for  $k \neq \ell$  and  $k, \ell = 0, 1, \dots, K$ .

In what follows, we consider two cases—depending on whether the LRVs are equal—and develop corresponding two-sample tests that are robust to serial dependence.

### 3.1 Case 1: Equal LRVs

We first consider the simple case where  $\{Y_{1t}\}$  and  $\{Y_{2t}\}$  have equal LRVs. Specifically, we set  $\Omega_1 = \Omega_2 := \Omega$ . In this setting, we define

$$t_{0,\text{HAR}} = \frac{\bar{Y}_1 - \bar{Y}_2}{s_{p,\text{HAR}} \sqrt{\frac{1}{T_1} + \frac{1}{T_2}}},$$

where  $s_{p,\text{HAR}} = \sqrt{\frac{K_1 \hat{\Omega}_1 + K_2 \hat{\Omega}_2}{K_1 + K_2}}$ . If the null hypothesis in (1) is true,

$$\frac{\bar{Y}_1 - \bar{Y}_2}{\Omega^{1/2} \sqrt{\frac{1}{T_1} + \frac{1}{T_2}}} \rightarrow^d N(0, 1).$$

Combining (3) and (4) also implies that

$$\frac{K_1 \hat{\Omega}_1 + K_2 \hat{\Omega}_2}{\Omega} \rightarrow^d \chi^2(K_1 + K_2)$$

and that the numerator and denominator of  $t_{0,\text{HAR}}$  are asymptotically independent. Therefore, for given  $K_1$  and  $K_2$ ,  $t_{0,\text{HAR}}$  converges in distribution to a Student's  $t$ -distribution with  $K_1 + K_2$  degrees of freedom under  $H_0$ . The result is summarized below.

**Theorem 1.** *Suppose Assumptions 1 and 2 hold, and that  $\Omega_1 = \Omega_2$ . Then, under  $H_0$ ,*

$$t_{0,\text{HAR}} \rightarrow^d t(K_1 + K_2)$$

as  $T_1, T_2 \rightarrow \infty$ , for fixed  $K_1$  and  $K_2$ .

The proof is provided in Appendix. It is worth noting that one can employ a kernel-based fixed- $b$  approach in this setting. A practical advantage of our series-based HAR test over the kernel method is that the resulting  $t$ -statistic is asymptotically  $t$ -distributed, so critical



values are taken from the Student's  $t$ -distribution, whereas the limiting distribution of the latter is nonstandard and its critical values should be simulated.

### 3.2 Case 2: Unequal LRVs

We now consider the empirically more relevant case in which the LRVs are heterogeneous, i.e.,  $\Omega_1 \neq \Omega_2$ . Because  $t_{0,\text{HAR}}$  in Section 3.1 relies on equality of LRVs, it is inappropriate here. Instead, we define

$$t_{1,\text{HAR}} = \frac{\bar{Y}_1 - \bar{Y}_2}{\sqrt{\hat{\Omega}_1/T_1 + \hat{\Omega}_2/T_2}}.$$

Under fixed- $K$  asymptotics with unequal variances,  $t_{1,\text{HAR}}$  is not asymptotically pivotal, so an asymptotically valid  $t$ -test is unavailable. The next theorem establishes asymptotic normality of  $t_{1,\text{HAR}}$  under increasing  $K$  asymptotics.

In order to establish the asymptotics under increasing- $K$  asymptotics, we assume  $\{u_{jt}\}$  is fourth order stationary and introduce the following assumption that controls the degree of serial dependence of  $\{u_{jt}\}$ . Let  $\gamma_j(h) = E(u_{jt}u_{jt+h})$  and define the fourth order cumulant of  $(u_{jt}, u_{jt+h_1}, u_{jt+h_2}, u_{jt+h_3})$  by

$$\begin{aligned} & \kappa_j(0, h_1, h_2, h_3) \\ &= E(u_{jt} - Eu_{jt})(u_{jt+h_1} - Eu_{jt+h_1})(u_{jt+h_2} - Eu_{jt+h_2})(u_{jt+h_3} - Eu_{jt+h_3}) \\ & \quad - E(\ddot{u}_{jt} - E\ddot{u}_{jt})(\ddot{u}_{jt+h_1} - E\ddot{u}_{jt+h_1})(\ddot{u}_{jt+h_2} - E\ddot{u}_{jt+h_2})(\ddot{u}_{jt+h_3} - E\ddot{u}_{jt+h_3}), \end{aligned}$$

where  $\{\ddot{u}_{jt}\}$  is a Gaussian sequence with the same mean and covariance structure as  $\{u_{jt}\}$ .

**Assumption 3.** Let  $\{u_{jt}\}$  for  $j = 1, 2$ , be mean zero, fourth order stationary processes with  $\sum_{h=-\infty}^{\infty} |h|^3 |\gamma_j(h)| < \infty$  and  $\sum_{h_1=-\infty}^{\infty} \sum_{h_2=-\infty}^{\infty} \sum_{h_3=-\infty}^{\infty} |\kappa_j(0, h_1, h_2, h_3)| < \infty$ .

The cumulant condition in Assumption 3 is standard in the time-series literature. It is trivial in the Gaussian case, since the fourth-order cumulant is zero. This condition also holds for linear processes under coefficient summability and suitable moment conditions. Primitive sufficient conditions based on  $\alpha$ -mixing and a moment condition are provided in Andrews (1991, Lemma 1).

**Theorem 2.** Suppose Assumptions 1-3 hold. Then, under  $H_0$ ,

$$t_{1,\text{HAR}} \rightarrow^d N(0, 1),$$

as  $T_j \rightarrow \infty$  and  $K_j \rightarrow \infty$  with  $K_j/T_j \rightarrow 0$  for  $j = 1, 2$ .

The proof is provided in Appendix. Theorem 2 implies the validity of the asymptotic normal test based on  $t_{1,\text{HAR}}$ . However, it is well documented that the asymptotic normal tests based on HAR estimators tend to suffer from substantial size distortion especially when serial dependence is persistent. To address this, we consider two approaches. First, in the spirit of Welch's  $t$ -test, we approximate the distribution of  $t_{1,\text{HAR}}$  by a Student's  $t$ -distribution with adjusted degrees of freedom to reflect the unequal LRVs. Second, we develop a series-based HAR wild bootstrap (SHAR-WB) and establish its asymptotic validity under large- $K$  asymptotics. See Section 4 for the second approach. The remainder of this section develops the first approach.

**Student's  $t$ -approximation** As discussed in Section 2, under independence, one popular way to handle unequal variances is Welch's  $t$ -test, which approximates the sampling distribution of  $t$ -statistic by a  $t$ -distribution with adjusted degrees of freedom based on the Welch-Satterthwaite equation. Bell and McCaffrey (2002) apply Welch's approach to linear regression, and Imbens and Kolesar (2016) further extend it to clustering settings. In the same spirit, we approximate the fixed- $K$  limiting distribution of  $t_{1,\text{HAR}}$  with a  $t$ -distribution with Welch-type adjusted degrees of freedom. Note that  $t_{1,\text{HAR}}$  can be rewritten as

$$t_{1,\text{HAR}} = \frac{\sqrt[4]{T_1 T_2} (\bar{Y}_1 - \bar{Y}_2)}{\sqrt{\sqrt{\frac{T_2}{T_1}} \hat{\Omega}_1 + \sqrt{\frac{T_1}{T_2}} \hat{\Omega}_2}}.$$

Let  $T_2/T_1 \rightarrow \rho$ . Under  $H_0$ ,

$$\sqrt[4]{T_1 T_2} (\bar{Y}_1 - \bar{Y}_2) \rightarrow^d N(0, \rho^{1/2} \Omega_1 + \rho^{-1/2} \Omega_2).$$

Let  $K_{\text{adf}}$  denote the Welch-type adjusted degrees of freedom. We define  $K_{\text{adf}}$  by matching the first two moments of

$$\hat{\Omega}_{1,\text{HAR}} := \sqrt{\frac{T_2}{T_1}} \hat{\Omega}_1 + \sqrt{\frac{T_1}{T_2}} \hat{\Omega}_2$$

with those of

$$(\rho^{1/2} \Omega_1 + \rho^{-1/2} \Omega_2) \frac{\chi^2(K_{\text{adf}})}{K_{\text{adf}}}$$

in the asymptotic sense. Under fixed- $K$  asymptotics,

$$\hat{\Omega}_{1,\text{HAR}} \rightarrow^d \rho^{1/2} \Omega_1 \frac{\chi^2(K_1)}{K_1} + \rho^{-1/2} \Omega_2 \frac{\chi^2(K_2)}{K_2},$$

so the means coincide regardless of the value of  $K_{\text{adf}}$ . Matching the variances yields

$$K_{\text{adf}} = \frac{(\rho^{1/2}\Omega_1 + \rho^{-1/2}\Omega_2)^2}{\rho\Omega_1^2/K_1 + \rho^{-1}\Omega_2^2/K_2}. \quad (5)$$

(5) highlights two informative cases. First, when  $\Omega_1 \gg \Omega_2$  or  $T_1 \ll T_2$ ,  $K_{\text{adf}}$  approaches  $K_1$ . Intuitively, the adjusted degrees of freedom are driven by the side with the larger LRV. Second, in the balanced case with  $\Omega_1 = \Omega_2$  and  $T_1 = T_2$ , we obtain  $K_{\text{adf}} = \frac{4K_1K_2}{K_1+K_2}$ , which is no greater than  $K_1 + K_2$ , the degrees of freedom in the case of equal LRVs. The equality holds only when  $K_1 = K_2$ , in which case  $t_{0,\text{HAR}} = t_{1,\text{HAR}}$ .

Let  $\tilde{\Omega}_j$  denote a consistent estimator of  $\Omega_j$ . A feasible version is

$$\hat{K}_{\text{adf}} = \frac{(\rho_T^{1/2}\tilde{\Omega}_1 + \rho_T^{-1/2}\tilde{\Omega}_2)^2}{\rho_T\tilde{\Omega}_1^2/K_1 + \rho_T^{-1}\tilde{\Omega}_2^2/K_2} \quad (6)$$

where  $\rho_T = T_2/T_1$ . In practice, one may set  $\tilde{\Omega}_j = \hat{\Omega}_j$ , and we adopt this choice in our simulations. Alternatively, to better reflect the large- $K$  asymptotics for consistency,  $\tilde{\Omega}_1$  and  $\tilde{\Omega}_2$  can be constructed using larger numbers of basis functions.

## 4 Series HAR Wild Bootstrap

### 4.1 Bootstrap Method

In this section, we propose a novel series-based HAR wild bootstrap (SHAR-WB) test for equality of two-sample means with time-series data. The bootstrap data generating process is described as follows. Define

$$Y_{jt}^* = \mu^* + u_{jt}^*, \quad \mu^* = \frac{T_1\bar{Y}_1 + T_2\bar{Y}_2}{T_1 + T_2}. \quad (7)$$

Generate the bootstrap errors as

$$u_{jt}^* = \hat{u}_{jt} \eta_{jt}, \quad \hat{u}_{jt} = Y_{jt} - \bar{Y}_j, \quad (8)$$

where  $\eta_{jt}$  is an external random variable, drawn independently of the data. Let  $\bar{Y}_j^* = \frac{1}{T_j} \sum_{t=1}^{T_j} Y_{jt}^*$  denote the bootstrap analogue of  $\bar{Y}_j$ . Crucially, the common mean  $\mu^*$  is used to generate both series  $\{Y_{1t}^*\}$  and  $\{Y_{2t}^*\}$  in (7), thereby imposing the null of equal means in the bootstrap world.

In the standard wild bootstrap,  $\eta_{jt}$  is generated in an i.i.d. fashion such that  $E^*(\eta_{jt}) = 0$

and  $Var^*(\eta_{jt}) = 1$ . Consequently, conditional on the data, the bootstrap errors  $u_{jt}^*$  are independently distributed with mean zero and variance  $\hat{u}_{jt}^2$ . However, this approach is not appropriate in our time-series setting, because although it replicates the heteroskedasticity of the original data, it fails to capture their serial dependence.

To address this issue, we propose an SHAR-WB procedure that mimics the serial dependence in the original data nonparametrically. We generate  $\{\eta_{jt}\}_{t=1}^{T_j}$  for  $j = 1, 2$  that satisfy the following condition.

**Assumption 4.** *The external random variables,  $\{\eta_{jt}\}_{t=1}^{T_j}$  for  $j = 1, 2$ , are independent of data with  $E^*(\eta_{jt}) = 0$ ,  $Var^*(\eta_{jt}) = 1$ , and*

$$Cov^*(\eta_{jt}, \eta_{js}) = \frac{1}{K_j^*} \sum_{\ell=1}^{2K_j^*} \psi_{\ell} \left( \frac{t}{T_j} \right) \psi_{\ell} \left( \frac{s}{T_j} \right),$$

where  $\{\psi_{\ell}(\cdot)\}_{\ell=1}^{2K_j^*}$  is a sequence of piecewise monotonic, continuous differentiable and orthogonal basis functions on  $L_2[0, 1]$  satisfying  $\int_0^1 \psi_{\ell}^2(x) dx = \frac{1}{2}$  and  $\int_0^1 \psi_{\ell}(x) dx = 0$ .

In this paper, we employ

$$\psi_{2\ell-1} = \cos(2\pi\ell x) := \psi_{1,\ell}(x) \quad \psi_{2\ell} = \sin(2\pi\ell x) := \psi_{2,\ell}(x) \quad (9)$$

for  $\ell = 1, \dots, K^*$  for asymptotic theory and simulations. We then generate  $\eta_{jt}$  from

$$\eta_{jt} = \frac{1}{\sqrt{K_j^*}} \sum_{\ell=1}^{K_j^*} \left[ \psi_{1,\ell} \left( \frac{t}{T_j} \right) v_{j,1\ell} + \psi_{2,\ell} \left( \frac{t}{T_j} \right) v_{j,2\ell} \right], \quad (10)$$

where  $v_{j,1\ell}$  and  $v_{j,2\ell}$  are i.i.d. with mean 0 and variance 1. It is easy to see that  $E^*(\eta_{jt}) = 0$ . We also have

$$\begin{aligned} Cov^*(\eta_{jt}, \eta_{js}) &= \frac{1}{K_j^*} \sum_{\ell=1}^{K_j^*} \left[ \psi_{1,\ell} \left( \frac{t}{T_j} \right) \psi_{1,\ell} \left( \frac{s}{T_j} \right) + \psi_{2,\ell} \left( \frac{t}{T_j} \right) \psi_{2,\ell} \left( \frac{s}{T_j} \right) \right] \\ &= \frac{1}{K_j^*} \sum_{\ell=1}^{K_j^*} \left[ \cos \left( 2\pi\ell \frac{t}{T_j} \right) \cos \left( 2\pi\ell \frac{s}{T_j} \right) + \sin \left( 2\pi\ell \frac{t}{T_j} \right) \sin \left( 2\pi\ell \frac{s}{T_j} \right) \right] \\ &= \frac{1}{K_j^*} \sum_{\ell=1}^{K_j^*} \cos \left( 2\pi\ell \left( \frac{t-s}{T_j} \right) \right), \end{aligned} \quad (11)$$

which implies

$$Var^*(\eta_{jt}) = \frac{1}{K_j^*} \sum_{\ell=1}^{K_j^*} \cos\left(2\pi\ell\left(\frac{t-t}{T_j}\right)\right) = 1.$$

Hence, as in the standard wild bootstrap, our procedure generates bootstrap errors  $u_{jt}^*$  with mean zero and variance  $\hat{u}_{jt}^2$ , conditional on the data. However, unlike the standard wild bootstrap, where  $u_{jt}^*$  are independently distributed conditional on the data—thereby eliminating any serial dependence—the SHAR-WB generates bootstrap errors that are dependently distributed, preserving the serial correlation structure of the original series.

*Remark 1.* We generate  $\{\eta_{jt}\}$  using two sets of basis functions  $\{\psi_{1,\ell}(x)\}_{\ell=1}^{K_j^*}$  and  $\{\psi_{2,\ell}(x)\}_{\ell=1}^{K_j^*}$  in (9) with  $2K_j^*$  i.i.d. random variables  $\{v_{j,1\ell}\}_{\ell=1}^{K_j^*}$  and  $\{v_{j,2\ell}\}_{\ell=1}^{K_j^*}$  (with mean 0 and variance 1) to obtain the exact unit variance for each  $t$ . By contrast, using a single set of orthonormal basis functions, such as  $\{\sqrt{2}\sin(2\pi\ell x)\}_{\ell=1}^{K_j^*}$  or  $\{\sqrt{2}\cos(2\pi\ell x)\}_{\ell=1}^{K_j^*}$  with  $K_j^*$  i.i.d. random variables, does not yield  $Var^*(\eta_{jt}) = 1$  in finite samples, though it converges to 1 asymptotically.

*Remark 2.* Our bootstrap procedure is closely related to the dependent wild bootstrap (DWB) method of Shao (2010). In the DWB framework, the external random variables  $\eta_{jt}$  are generated such that  $E^*(\eta_{jt}) = 0$ ,  $Var^*(\eta_{jt}) = 1$ , and  $Cov^*(\eta_{jt}, \eta_{js}) = a((t-s)/M_j)$ , where  $a(\cdot)$  is a kernel function and  $M$  is a truncation lag. Building on standard identities from spectral analysis, we can show that SHAR-WB with the proposed basis functions in (9) is asymptotically equivalent to a special case of DWB with

$$Cov^*(\eta_{jt}, \eta_{js}) = a\left(\frac{t-s}{M_j}\right) = \frac{1}{2K_j^*} \frac{\sin(\pi(t-s)/M_j)}{\sin(\pi(t-s)/(2K_j^*M_j))} + O\left(\frac{1}{K_j^*}\right) \sim \frac{\sin(\pi(t-s)/M_j)}{\pi(t-s)/M_j}$$

for small  $|t-s|/T_j$ , where the last relation follows from the Taylor approximation near zero  $\sin x \sim x$ . This is the Daniell (sinc) kernel with  $M_j = T_j/(2K_j^*)$ .

Our SHAR-WB yields the bootstrap LRV, denoted by  $\hat{\Omega}_{boot, T_j}$ , which is formulated as:

$$\begin{aligned} \hat{\Omega}_{boot, T_j} &= Var^*\left(\frac{1}{\sqrt{T_j}} \sum_{t=1}^{T_j} u_{jt}^*\right) = Var^*\left(\frac{1}{\sqrt{T_j}} \sum_{t=1}^{T_j} \hat{u}_{jt} \eta_{jt}\right) \\ &= \frac{1}{T_j} \sum_{t=1}^{T_j} \sum_{s=1}^{T_j} \hat{u}_{jt} \hat{u}_{js} Cov^*(\eta_{jt}, \eta_{js}) \\ &= \frac{1}{T_j} \sum_{t=1}^{T_j} \sum_{s=1}^{T_j} \frac{1}{K_j^*} \sum_{\ell=1}^{K_j^*} \left[ \psi_{1,\ell}\left(\frac{t}{T_j}\right) \psi_{1,\ell}\left(\frac{s}{T_j}\right) + \psi_{2,\ell}\left(\frac{t}{T_j}\right) \psi_{2,\ell}\left(\frac{s}{T_j}\right) \right] \hat{u}_{jt} \hat{u}_{js}. \end{aligned} \quad (12)$$

As shown in Lemma 2 in the Appendix, the SHAR-WB long-run variance,  $\hat{\Omega}_{boot, T_j}$ , is a

consistent estimator of the long-run variance, i.e.,  $\hat{\Omega}_{\text{boot}, T_j} \rightarrow^P \Omega_j$  as  $K_j^* \rightarrow \infty$  as  $T_j \rightarrow \infty$  such that  $K_j^*/T_j \rightarrow 0$ .

**Theorem 3.** Suppose Assumptions 2-4 hold and  $E^* v_{j,r\ell}^4 < C$  for  $r = 1, 2$  and  $C < \infty$ . If  $K_j^* \rightarrow \infty$  as  $T_j \rightarrow \infty$  such that  $K_j^*/T_j \rightarrow 0$  for  $j = 1, 2$ , then,

$$\sup_{x \in \mathbf{R}} \left| P^* \left( \sqrt{T_j} (\bar{Y}_j^* - \mu^*) < x \right) - P \left( \sqrt{T_j} (\bar{Y}_j - \mu_j) < x \right) \right| = o_P(1).$$

Theorem 3 establishes the consistency of bootstrap distribution of  $\sqrt{T_j} (\bar{Y}_j^* - \mu^*)$ , which underpins the bootstrap two-sample test stated in Theorem 4 below. The proof is in Appendix. Since  $\sqrt{T_j} (\bar{Y}_j - \mu_j) \rightarrow^d N(0, \Omega_j)$ , it suffices to show  $\hat{\Omega}_{\text{boot}, T_j} \rightarrow^P \Omega_j$  and

$$\Omega_j^{-1/2} \sqrt{T_j} (\bar{Y}_j^* - \mu^*) \rightarrow^{d^*} N(0, 1),$$

in probability. See the Appendix for the definition of  $\rightarrow^{d^*}$  in probability. To establish the asymptotic normality, using (10) we obtain

$$\sqrt{T_j} \bar{u}_j^* = \frac{1}{\sqrt{T_j}} \sum_{t=1}^{T_j} \hat{u}_{jt} \eta_{jt} = \frac{1}{\sqrt{2K_j^*}} \sum_{\ell=1}^{K_j^*} \sum_{r=1}^2 \left[ \frac{\sqrt{2}}{\sqrt{T_j}} \sum_{t=1}^{T_j} \hat{u}_{jt} \psi_{r,\ell} \left( \frac{t}{T_j} \right) \right] v_{j,r\ell},$$

where  $v_{j,r\ell} \sim^{iid} N(0, 1)$ . It follows that Lyapunov's CLT for independent, heterogeneous arrays applies conditionally on the original sample under increasing- $K$  asymptotics.

## 4.2 Bootstrap Two-Sample Test

In this subsection, we propose SHAR-WB for testing  $H_0 : \mu_1 = \mu_2$  that accounts for unequal LRVs. We employ  $t_{1,\text{HAR}}$  for this test. The bootstrap statistic is then defined as:

$$t_{1,\text{HAR}}^* = \frac{\bar{Y}_1^* - \bar{Y}_2^*}{\sqrt{\hat{\Omega}_1^*/T_1 + \hat{\Omega}_2^*/T_2}},$$

where

$$\hat{\Omega}_j^* = \frac{1}{K_j^*} \sum_{\ell=1}^{K_j^*} \hat{\Omega}_{j,\ell}^*,$$

and

$$\hat{\Omega}_{j,\ell}^* := \hat{z}_{j,\ell}^* \hat{z}_{j,\ell}^{*\prime}, \quad \hat{z}_{j,\ell}^* := \frac{1}{\sqrt{T_j}} \sum_{t=1}^T \phi_\ell \left( \frac{t}{T_j} \right) \hat{u}_{jt}^*,$$

with  $\hat{u}_{jt}^* = Y_{jt}^* - \bar{Y}_j^*$ .

We use the same basis functions and the same numbers of basis functions  $K_1$  and  $K_2$  for  $t_{1,\text{HAR}}^*$  as for the original statistic,  $t_{1,\text{HAR}}$ , ensuring the bootstrap and original studentizations are matched.

**Theorem 4.** *Suppose Assumptions 1-4 hold and  $E^*v_{j,r\ell}^4 < C$  for  $r = 1, 2$  and  $C < \infty$ . If  $K_j \rightarrow \infty$  and  $K_j^* \rightarrow \infty$  as  $T_j \rightarrow \infty$  such that  $K_j/T_j \rightarrow 0$  and  $K_j^*/T_j \rightarrow 0$  for  $j = 1, 2$ , then,*

$$\sup_{x \in \mathbf{R}} |P^*(t_{1,\text{HAR}}^* < x) - P(t_{1,\text{HAR}} < x)| = o_P(1).$$

The proof is provided in Appendix. Theorem 4 establishes the validity of the proposed bootstrap test by showing that, under large- $K$  asymptotics, the bootstrap distribution of  $t_{1,\text{HAR}}^*$  converges to the null distribution of  $t_{1,\text{HAR}}$ . Because the bootstrap data generating process in (7) imposes the null of equal means, the resulting critical values are asymptotically valid regardless of whether the null is true or not.

Next, we outline the steps to implement our SHAR-WB test for  $H_0 : \mu_1 = \mu_2$ .

**Algorithm: Series HAR Wild Bootstrap for Testing  $H_0 : \mu_1 = \mu_2$**

STEP 1. Compute the residuals:

$$\hat{u}_{jt} = Y_{jt} - \bar{Y}_j, \quad \bar{Y}_j = \frac{1}{T_j} \sum_{t=1}^{T_j} Y_{jt}, \quad j = 1, 2.$$

STEP 2. For a given choice of  $\hat{K}_j$ , compute the series HAR variance estimator:

$$\hat{\Omega}_j = \frac{1}{\hat{K}_j} \sum_{\ell=1}^{\hat{K}_j} \hat{\Omega}_{j,\ell}, \quad \hat{\Omega}_{j,\ell} = \hat{z}_{j,\ell} \hat{z}_{j,\ell}', \quad \hat{z}_{j,\ell} = \frac{1}{\sqrt{T_j}} \sum_{t=1}^{T_j} \phi_\ell\left(\frac{t}{T_j}\right) \hat{u}_{jt},$$

where  $\{\phi_\ell(\cdot)\}_{\ell=1}^{\hat{K}_j}$  are the basis functions defined in (2). The selection procedure for  $\hat{K}_j$  is discussed in Section 5.

STEP 3. Compute the HAR-based two-sample  $t$ -statistic:

$$t_{1,\text{HAR}} = \frac{\bar{Y}_1 - \bar{Y}_2}{\sqrt{\hat{\Omega}_1/T_1 + \hat{\Omega}_2/T_2}}.$$

STEP 4. Generate  $\eta_{jt}$  as

$$\eta_{jt} = \frac{1}{\sqrt{K_j^*}} \sum_{\ell=1}^{K_j^*} \left[ \psi_{1,\ell} \left( \frac{t}{T_j} \right) v_{j,1\ell} + \psi_{2,\ell} \left( \frac{t}{T_j} \right) v_{j,2\ell} \right],$$

where  $v_{j,1\ell}$  and  $v_{j,2\ell}$  are i.i.d. random variables with mean zero and variance one.  $\{\psi_{1,\ell}(\cdot)\}$  and  $\{\psi_{2,\ell}(\cdot)\}$  are defined in (9). We set  $K_j^* = \hat{K}_j$ .

STEP 5. Generate the SHAR-WB bootstrap sample  $\{Y_{jt}^*\}$ :

$$Y_{jt}^* = \mu^* + u_{jt}^*, \quad \mu^* = \frac{T_1 \bar{Y}_1 + T_2 \bar{Y}_2}{T_1 + T_2}, \quad u_{jt}^* = \hat{u}_{jt} \eta_{jt}.$$

STEP 6. Compute the SHAR-WB-based two-sample  $t$ -statistic:

$$t_{1,\text{HAR}}^* = \frac{\bar{Y}_1^* - \bar{Y}_2^*}{\sqrt{\hat{\Omega}_1^*/T_1 + \hat{\Omega}_2^*/T_2}},$$

where

$$\hat{\Omega}_j^* = \frac{1}{\hat{K}_j} \sum_{\ell=1}^{\hat{K}_j} \hat{\Omega}_{j,\ell}^*, \quad \hat{\Omega}_{j,\ell}^* = \hat{z}_{j,\ell}^* \hat{z}_{j,\ell}^{*'}, \quad \hat{z}_{j,\ell}^* = \frac{1}{\sqrt{T_j}} \sum_{t=1}^{T_j} \phi_\ell \left( \frac{t}{T_j} \right) \hat{u}_{jt}^*,$$

with  $\hat{u}_{jt}^* = Y_{jt}^* - \bar{Y}_j^*$  and  $\bar{Y}_j^* = \frac{1}{T_j} \sum_{t=1}^{T_j} Y_{jt}^*$ . Note that  $\hat{K}_j$  is the same as in Step (2).

STEP 7. Obtain the empirical distribution of  $t_{1,\text{HAR}}^*$  by repeating Steps (4)–(6)  $B$  times:

$$\hat{F}_{1,\text{HAR}}^*(w) = \frac{1}{B} \sum_{b=1}^B 1\{t_{1,\text{HAR},b}^* \leq w\},$$

where  $1\{\cdot\}$  denotes the indicator function.

STEP 8. Compute the  $\alpha$ -level bootstrap critical values  $(w_{1,\text{HAR},\alpha/2}^*, w_{1,\text{HAR},1-\alpha/2}^*)$ , where  $w_{1,\text{HAR},p}^*$  denotes the  $p$ th quantile of  $\hat{F}_{1,\text{HAR}}^*$ .

STEP 9. Reject  $H_0 : \mu_1 = \mu_2$  at level  $\alpha$  if  $t_{1,\text{HAR}} < w_{1,\text{HAR},\alpha/2}^*$  or  $t_{1,\text{HAR}} > w_{1,\text{HAR},1-\alpha/2}^*$ .

## 5 Simulation Experiments

In this section, we conduct extensive simulation experiments to evaluate the finite-sample properties of our series HAR  $t$ -test, series HAR asymptotic normal test, series HAR  $t$ -approximation, and SHAR-WB test, and to compare their performance with the classical



two-sample  $t$ -test and Welch's  $t$ -test. Monte Carlo replications are performed, with  $B = 399$  bootstrap replications in each. We begin by examining the size properties of the tests. For  $j = 1, 2$ , we generate serial dependence in  $u_{jt}$  using an AR(1) process:

$$Y_{jt} = \mu_j + u_{jt} \equiv \mu_j + \sigma_j \left( \rho_j u_{jt-1} + \sqrt{1 - \rho_j^2} v_{jt} \right), \quad (13)$$

where  $v_{jt} \sim^{iid} N(0, 1)$ .  $\sigma_j^2$  is the variance of  $u_{jt}$ . The coefficients  $\rho_j$  govern the degree of serial correlation. We set  $\rho_1 = \rho_2 = \rho$  to 0, 0.5, and 0.8, corresponding to no serial dependence, moderate serial correlation, and high serial correlation, respectively. For the equal LRV setting, we set  $\sigma_1 = \sigma_2 = 1$ , whereas for the unequal LRV case, we set  $\sigma_1 = 0.06$  and  $\sigma_2 = 0.18$ . Under the null hypothesis  $H_0$  of equal means, we set  $\mu_1 = \mu_2 = 5$ , whereas under the alternative hypothesis, we set  $\mu_1 = 5$ , and  $\mu_2 = a\mu_1$ , with  $a = 1.1$ , and 1.2. To further assess finite-sample size performance, we also introduce skewed disturbances based on a  $\chi^2(1)$  distribution.

Our HAR-based tests involve the choice of  $K_1$  and  $K_2$ . We select them using the data-driven procedure of Sun (2013, Equations. (5.3)-(5.5)), given by

$$\hat{K}_j = \left\lceil 0.42293 |\bar{B}_j|^{-1/3} T_j^{2/3} \right\rceil, \quad (14)$$

where  $\lceil \cdot \rceil$  denotes the ceiling function,  $\bar{B}_j = \hat{B}_j / \hat{\Sigma}_j$  and

$$\begin{aligned} \hat{B}_j = & -\frac{\pi^2}{6} (1 - \hat{A}_j)^{-3} \left( \hat{A}_j \hat{\Sigma}_j + \hat{A}_j^2 \hat{\Sigma}_j \hat{A}_j' + \hat{A}_j^2 \hat{\Sigma}_j - 6 \hat{A}_j \hat{\Sigma}_j \hat{A}_j' \right. \\ & \left. + \hat{\Sigma}_j \hat{A}_j^2 + \hat{A}_j \hat{\Sigma}_j \hat{A}_j^2 + \hat{\Sigma}_j \hat{A}_j' \right) (1 - \hat{A}_j)^{-3}, \end{aligned}$$

with

$$\hat{A}_j = \frac{\sum_{t=2}^{T_j} \hat{u}_{jt} \hat{u}_{j,t-1}}{\sum_{t=1}^{T_j-1} \hat{u}_{jt}^2}, \quad \hat{\Sigma}_j = (1 - \hat{A}_j)^{-2} \left( \frac{1}{T_j - 1} \sum_{t=2}^{T_j} (\hat{u}_{jt} - \hat{A}_j \hat{u}_{j,t-1})^2 \right).$$

Sun's (2013) selection rule in (14) is designed to minimize the coverage probability error (CPE) for Wald tests, and our extensive simulation experiments indicate that it performs reasonably well in our setting. It would be interesting to develop a selection rule that is test-optimal specifically for two-sample setting, and we leave this for future research.

We first examine the size properties of the proposed tests. The results are summarized in Tables 1–4, which report the empirical rejection frequencies under varying degrees of serial dependence, with either normal or  $\chi^2(1)$  errors, and with equal or unequal LRVs.

Table 1 presents the rejection frequencies under different levels of serial dependence when the disturbances are normally distributed and the processes  $\{Y_{1t}\}$  and  $\{Y_{2t}\}$  have equal

LRVs. In the absence of serial dependence ( $\rho = 0$ ), all two-sample  $t$ -test variants perform satisfactorily, with rejection frequencies below 8.06%. Both the classical two-sample  $t$ -test and Welch’s  $t$ -test are valid and exhibit empirical sizes close to the nominal 5% level. In this setting, HAR-based versions of the tests are not strictly necessary; however, both the HAR-based  $t$ -approximation and the SHAR-WB test also perform well, with rejection frequencies closely matching the nominal size.

When serial dependence is introduced, however, the performance of all methods deteriorates. In particular, both conventional two-sample  $t$ -tests fail substantially, yielding severely inflated rejection rates of about 52% under strong dependence ( $\rho = 0.8$ ). For moderate serial correlation ( $\rho = 0.5$ ) and moderate sample sizes ( $T_1 = T_2 \approx 200$ ), we recommend using either the series HAR  $t$ -approximation or the SHAR-WB test, both of which demonstrate relatively robust size control. Under stronger dependence ( $\rho = 0.8$ ) or small sample sizes, the SHAR-WB test exhibits superior finite-sample performance and is therefore preferred.

Table 2 reports the results under normal errors with unequal LRVs. Although the relative performances of all tests remain broadly similar, the presence of unequal LRVs introduces mild size distortions. For example, for the SHAR-WB test, under moderate serial dependence ( $\rho = 0.5$ ) and small sample sizes ( $T_1 = T_2 = 30$ ), the empirical rejection rates are 5.63% with equal LRVs and 6.85% with unequal LRVs, respectively.

Analogous patterns emerge in Tables 3 and 4, where the error terms follow a  $\chi^2(1)$  distribution. Table 3 presents results for equal LRVs, while Table 4 considers the unequal LRV case. The overall conclusions remain consistent: the SHAR-WB test offers the most reliable size control in finite samples, particularly in the presence of strong serial dependence or under unequal LRVs (heteroskedasticity).

We then compare the finite-sample power of the tests, with results summarized in Table 5. In this Monte Carlo experiment, the disturbances are normally distributed, and  $Y_{1t}$  and  $Y_{2t}$  share equal long-run variances. In Equation (13), we set  $\mu_1 = 5$ ,  $\mu_2 = a\mu_1$  with  $a \in \{1.1, 1.2\}$ , and  $\sigma_1 = \sigma_2 = 1$ .

As shown earlier in Table 1, both  $t_0$  and  $t_1$  exhibit severe size distortions in the presence of serial dependence, regardless of sample size. Likewise,  $t_{0,\text{HAR}}$  and the series HAR asymptotic normal test  $t_{1,\text{HAR}}^{\text{Norm}}$  remain size-distorted when the sample size is relatively small (i.e.,  $T_1 = 30, 50$ , or  $100$ ). For this reason, and without the need for size adjustment, we focus our power comparisons on  $t_{0,\text{HAR}}$ ,  $t_{1,\text{HAR}}^{\text{Norm}}$ ,  $t_{1,\text{HAR}}$  (the series HAR  $t$ -approximation), and  $t_{1,\text{HAR}}^{\text{Boot}}$  (the SHAR-WB test) for sample sizes  $T_1 = T_2 = 200, 400$ , and  $800$ .

Table 5 shows that all tests become slightly less powerful as serial dependence increases. Power increases with the sample size and with the magnitude of the mean difference. For example, when  $T_1 = T_2 = 200$ ,  $\mu_2 = 1.1\mu_1$ , and  $\rho = 0$ , the rejection rates of  $t_{0,\text{HAR}}$ ,  $t_{1,\text{HAR}}^{\text{Norm}}$ ,

$t_{1,\text{HAR}}$ , and  $t_{1,\text{HAR}}^{\text{Boot}}$  are 99.7%, 99.6%, 99.6%, and 99.6%, respectively; all increase to 100% when  $\mu_2 = 1.2\mu_1$  and  $\rho = 0$ .

Under stronger dependence ( $\rho = 0.8$ ), and still with  $T_1 = T_2 = 200$  and  $\mu_2 = 1.1\mu_1$ , the rejection rates fall to 44.7%, 45.1%, 31.3%, and 27.9%, respectively, rising to 91.0%, 91.0%, 81.4%, and 75.7% when  $\mu_2 = 1.2\mu_1$ . When the sample size is large, such as  $T_1 = T_2 = 800$ , and the mean discrepancy is substantial ( $\mu_2 = 1.2\mu_1$ ), all tests reject the null 100% of the time.

## 6 Empirical Illustrations

### 6.1 Revisiting the Working From Home (WFH) Case

We revisit the influential experiment by [Bloom et al. \(2015\)](#) on the effects of working from home (WFH) on employee performance. Conducted at CTrip, a major Chinese travel agency, the randomized trial assigned call-center volunteers to either work from home or remain in the office for nine months. WFH resulted in a 13% productivity gain—9% from increased working time and 4% from improved efficiency. It also increased employee satisfaction and reduced attrition, though promotion rates declined. Following the experiment’s success, CTrip implemented WFH company-wide.

Following [Bloom et al. \(2015\)](#) and [Hounyo and Lin \(2025\)](#), we consider four performance measures: the log of weekly calls answered, the log of calls per minute, the log of total weekly minutes on the phone, and an overall performance  $z$ -score. For each measure, we examine the associated treatment and control series.

Serial correlation is economically meaningful in this setting, as performance may evolve with learning and skill accumulation—particularly in a high-turnover call-center environment. Table 6 reports Ljung–Box  $Q(10)$  statistics and  $p$ -values testing the null of no autocorrelation up to lag 10.

Table 6 indicates that several measures for office-based employees exhibit noticeable autocorrelation, while the WFH group generally shows lower levels of serial dependence. That said, certain WFH measures—most notably the overall  $z$ -score—still display statistically significant autocorrelation, though to a lesser extent than observed for office-based employees. For example, for “log calls per second,”  $Q(10) = 16.23$  ( $p = 0.093$ ) in the WFH group versus  $Q(10) = 296.81$  ( $p = 0.000$ ) in the office group. These findings highlight the presence of economically meaningful autocorrelation and the need for autocorrelation-robust inference.

We now apply the series-based two-sample  $t$ -tests developed in Sections 3 and 4, along with the classical two-sample and Welch tests. Table 7 summarizes the results. From

Table 7, consider the measure “log calls per second.” The classical and Welch  $t$ -tests strongly reject equality of means (both  $p = 0.000$ ). By contrast, the serial-dependence-robust procedures— $t_{1,\text{HAR}}$  and  $t_{1,\text{HAR}}^{\text{Boot}}$ —yield  $p$ -values of 0.226 and 0.276, respectively. Combined with the simulation evidence in Section 5, which shows that these tests have excellent size properties under a wide range of serial-dependence patterns, we conclude that there is insufficient evidence at the 5% level to reject equality of means. Thus, once sampling variation is properly accounted for, there is no meaningful difference in average performance across groups.

A similar pattern emerges for “log weekly calls answered.” Welch’s test suggests a significant mean difference ( $p = 0.021$ ), but the robust procedures yield insignificant  $p$ -values, indicating that the apparent difference is not robust to serial-correlation-robust inference.

## 6.2 Three U.S. Macroeconomic Time Series with a Known Structural Break

We next examine three key U.S. macroeconomic time series obtained from FRED: the civilian unemployment rate (UNRATE), real GDP growth (A191RL1Q225SBEA, quarterly SAAR), and consumer price inflation based on the CPI for all urban consumers (CPIAUCSL, year-over-year inflation). For UNRATE, we use monthly data from 01/1948 to 09/2025; for CPI inflation, monthly data from 01/1947 to 09/2025; and for real GDP growth, quarterly data from 1947Q2 to 2025Q2.

Each series features a well-documented structural break. Figure 1 displays the series and corresponding break dates. For the unemployment rate, we adopt September 2008 as the break date, capturing the sharp and persistent labor-market deterioration during the Global Financial Crisis (see Şahin et al., 2014). For inflation, we use January 1980, marking the onset of the Volcker disinflation (Clarida et al., 2000; Cogley and Sargent, 2005). For real GDP growth, we use December 1973, corresponding to the widely documented post-1973 productivity slowdown (Perron, 1989; Hansen, 2001). These break dates provide economically meaningful subsample divisions for evaluating differences in mean behavior across regimes.

Table 8 reports Ljung–Box  $Q(10)$  tests for serial correlation. All three series exhibit strong autocorrelation in at least one subsample, underscoring the importance of using serial-dependence-robust two-sample tests.

From Table 9, the conclusions drawn from the classical and Welch  $t$ -tests differ markedly once the  $t_{1,\text{HAR}}$  and  $t_{1,\text{HAR}}^{\text{Boot}}$  procedures are used. For unemployment, the classical and Welch  $t$ -tests yield  $p = 0.008$  and  $p = 0.035$ , whereas the robust procedures produce  $p = 0.516$  and  $p = 0.772$ . For inflation, the classical and Welch  $t$ -tests yield  $p = 0.012$  and  $p = 0.018$ , while

the robust procedures produce  $p = 0.857$  and  $p = 0.952$ . For real GDP growth, the robust  $t_{1,\text{HAR}}^{\text{Boot}}$  increases the  $p$ -value from 0.015 and 0.019 to 0.080, again altering the inference.

Given the simulation evidence in Section 5, which demonstrates excellent size control for  $t_{1,\text{HAR}}$  and  $t_{1,\text{HAR}}^{\text{Boot}}$  across a broad range of serial-dependence patterns, we conclude that there is insufficient evidence at the 5% level to reject equality of means in any series. Thus, once sampling variability and autocorrelation are properly accounted for, there is no meaningful difference in average behavior across the pre- and post-break regimes.

## 7 Conclusion

This paper develops robust and theoretically grounded procedures for testing the equality of two-sample means in the presence of serial dependence and heteroskedasticity. Building on the series HAR framework, we construct series HAR  $t$ -tests—analogue of the classical and Welch two-sample  $t$ -tests—that remain valid under general dependence structures. We further develop the series HAR wild bootstrap (SHAR-WB), which uses orthogonal bootstrap basis functions to replicate the dependence structure of the data. The SHAR-WB test is simple to implement and delivers accurate size control and good power even under strong serial dependence.

Two empirical applications—one examining the effects of working from home, and another using three key U.S. macroeconomic time series featuring a well-documented structural break—demonstrate the practical relevance of our methods. Overall, the proposed series HAR and SHAR-WB procedures provide a unified, easy-to-implement, and theoretically rigorous framework for reliable two-sample inference with dependent time series.

The empirical relevance of our procedures extends beyond applications considered here. For instance, [Fama et al. \(1969\)](#), in a foundational event study, compare mean abnormal returns before and after corporate events using  $t$ -tests. Although their setting differs slightly, they are conceptually related to contexts where two-sample  $t$ -tests can be applied. [Bertrand et al. \(2004\)](#) demonstrate that the naïve  $t$ -test—based on i.i.d. errors—can lead to severe over-rejection when data exhibit serial correlation. Our theoretical framework and series-based asymptotic and bootstrap methods directly address these issues by providing valid inference even when classical  $t$ -tests fail.

While our series HAR wild bootstrap focuses on time-series data, an important avenue for future research is the extension to spatial settings with irregularly spaced observations.

Table 1: Empirical size at 5% level (normal error and equal LRVs).

		$t_0$	$t_1$	$t_{0,\text{HAR}}$	$t_{1,\text{HAR}}^{\text{Norm}}$	$t_{1,\text{HAR}}$	$t_{1,\text{HAR}}^{\text{Boot}}$
$\underline{T}_1$	$\underline{T}_2$	$\rho = 0.0$					
30	30	4.77	4.76	7.27	7.83	4.98	4.77
50	50	5.26	5.26	6.57	6.89	5.16	4.99
100	100	5.05	5.05	5.90	6.01	5.03	4.94
200	200	5.01	5.01	5.53	5.61	5.10	5.04
400	400	4.89	4.89	5.29	5.44	5.07	4.85
800	800	4.91	4.91	5.12	5.11	4.94	4.87
30	25	4.59	4.58	7.45	8.05	5.06	4.70
50	40	5.05	5.00	7.18	7.59	5.54	5.25
100	80	5.31	5.31	6.22	6.51	5.30	5.28
$\rho = 0.5$							
30	30	25.57	25.51	17.42	17.29	8.61	5.63
50	50	25.98	25.95	13.34	13.61	7.52	5.91
100	100	26.14	26.12	8.73	8.80	5.51	5.07
200	200	25.26	25.24	6.73	6.91	4.76	4.61
400	400	25.97	25.96	6.31	6.42	5.10	4.88
800	800	25.73	25.73	5.81	5.85	5.00	4.77
30	25	25.69	25.57	17.88	17.51	8.92	6.10
50	40	26.40	26.19	14.17	14.66	7.92	5.72
100	80	26.67	26.65	9.96	10.36	6.23	5.75
$\rho = 0.8$							
30	30	53.18	53.10	25.33	25.01	11.39	5.67
50	50	53.68	53.62	22.96	22.84	9.98	5.65
100	100	51.73	51.72	18.65	18.43	8.89	5.95
200	200	51.70	51.70	10.10	10.70	5.76	4.78
400	400	51.58	51.58	7.78	8.06	5.18	4.85
800	800	51.68	51.68	6.27	6.48	4.77	4.62
30	25	54.13	54.16	27.22	27.13	11.87	6.70
50	40	53.19	53.23	22.67	22.80	9.98	5.45
100	80	52.40	52.52	20.02	19.77	9.26	6.28

**Note:** This table reports empirical sizes from Monte Carlo simulations in which the disturbances are normally distributed and  $\{Y_{1t}\}$  and  $\{Y_{2t}\}$  share equal long-run variances. In Equation (13), we set  $\mu_1 = \mu_2 = 5$  and  $\sigma_1 = \sigma_2 = 1$ . The statistics  $t_0$ ,  $t_1$ ,  $t_{0,\text{HAR}}$ ,  $t_{1,\text{HAR}}^{\text{Norm}}$ ,  $t_{1,\text{HAR}}$ , and  $t_{1,\text{HAR}}^{\text{Boot}}$  denote, respectively, the classical two-sample  $t$ -test, Welch's  $t$ -test, the series HAR  $t$ -test, the series HAR asymptotic normal test, the series HAR  $t$ -approximation, and the SHAR-WB-based two-sample  $t$ -test.

Table 2: Empirical size at 5% level (normal error and unequal LRVs).

		$t_0$	$t_1$	$t_{0,\text{HAR}}$	$t_{1,\text{HAR}}^{\text{Norm}}$	$t_{1,\text{HAR}}$	$t_{1,\text{HAR}}^{\text{Boot}}$
$T_1$	$T_2$	$\rho = 0.0$					
30	30	5.14	4.85	9.91	9.98	5.83	5.69
50	50	4.74	4.63	7.26	7.22	4.88	5.01
100	100	5.22	5.06	7.04	6.79	5.39	5.38
200	200	5.48	5.38	6.31	5.87	5.05	5.11
400	400	4.83	4.77	5.65	5.32	4.72	4.74
800	800	5.23	5.20	5.96	5.37	5.13	4.97
30	25	7.31	5.04	12.70	11.16	6.53	5.98
50	40	7.73	5.06	10.84	8.77	5.67	5.74
100	80	7.01	4.50	8.93	6.50	4.84	4.80
		$\rho = 0.5$					
30	30	25.95	25.35	21.26	21.02	10.8	6.85
50	50	25.73	25.39	16.34	16.27	8.85	6.45
100	100	26.11	25.94	10.90	11.13	6.52	6.12
200	200	26.04	25.94	8.07	8.59	5.73	5.54
400	400	25.52	25.50	6.91	7.10	5.28	5.24
800	800	25.43	25.40	6.03	6.08	5.05	5.16
30	25	30.51	25.95	24.09	22.80	12.36	7.79
50	40	30.28	25.50	21.79	20.35	11.58	7.47
100	80	30.14	25.33	13.39	11.92	6.71	5.62
		$\rho = 0.8$					
30	30	53.89	53.45	30.15	29.91	14.72	7.12
50	50	53.44	53.11	26.87	26.73	13.74	7.35
100	100	52.74	52.60	22.94	22.73	11.73	6.89
200	200	51.84	51.76	12.90	13.54	7.45	6.39
400	400	51.40	51.32	9.34	9.73	6.03	5.76
800	800	51.30	51.29	7.66	7.82	5.61	5.27
30	25	57.87	54.14	33.31	32.57	16.33	8.39
50	40	57.38	53.56	29.03	28.05	13.87	7.33
100	80	56.08	52.21	26.49	25.23	12.78	7.34

**Note:** This table reports the empirical sizes obtained from Monte Carlo simulations, where the disturbances follow a normal distribution and  $\{Y_{1t}\}$  and  $\{Y_{2t}\}$  have unequal long-run variances. In Equation (13), we set  $\mu_1 = \mu_2 = 5$  and  $\sigma_1 = 0.06$  and  $\sigma_2 = 0.18$ . The statistics  $t_0$ ,  $t_1$ ,  $t_{0,\text{HAR}}$ ,  $t_{1,\text{HAR}}^{\text{Norm}}$ ,  $t_{1,\text{HAR}}$ , and  $t_{1,\text{HAR}}^{\text{Boot}}$  denote, respectively, the classical two-sample  $t$ -test, Welch's  $t$ -test, the series HAR  $t$ -test, the series HAR asymptotic normal test, the series HAR  $t$ -approximation, and the SHAR-WB-based two-sample  $t$ -test.

Table 3: Empirical size at 5% level ( $\chi^2(1)$  error and equal LRVs).

		$t_0$	$t_1$	$t_{0,\text{HAR}}$	$t_{1,\text{HAR}}^{\text{Norm}}$	$t_{1,\text{HAR}}$	$t_{1,\text{HAR}}^{\text{Boot}}$
$T_1$	$T_2$	$\rho = 0.0$					
30	30	3.90	3.80	7.05	7.50	4.20	3.90
50	50	4.80	4.75	6.90	7.10	5.00	4.95
100	100	5.65	5.65	6.15	6.45	5.40	5.90
200	200	5.25	5.25	5.55	5.35	4.90	5.00
400	400	5.00	5.00	5.55	5.40	5.10	5.00
800	800	4.65	4.65	5.40	5.35	5.20	5.00
30	25	4.60	4.00	7.35	7.85	4.70	4.85
50	40	4.30	4.10	6.25	6.70	4.40	4.65
100	80	5.30	5.70	6.25	6.30	5.05	5.35
$\rho = 0.5$							
30	30	28.05	27.70	18.75	18.60	9.80	6.30
50	50	24.65	24.55	10.80	11.05	6.45	4.85
100	100	27.10	27.10	8.65	8.95	4.80	4.10
200	200	23.55	23.55	6.90	6.90	5.20	4.85
400	400	26.55	26.55	5.75	5.80	4.40	4.10
800	800	27.75	27.75	6.65	6.70	5.95	5.45
30	25	27.45	27.05	18.40	18.05	9.20	5.60
50	40	27.20	26.90	14.35	15.00	8.05	6.05
100	80	25.25	24.55	9.10	9.45	5.45	5.15
$\rho = 0.8$							
30	30	54.35	54.15	25.90	25.75	10.90	5.95
50	50	53.55	53.50	22.10	21.80	9.50	5.80
100	100	53.20	53.20	19.30	19.00	9.05	5.65
200	200	52.80	52.80	9.85	10.10	5.45	5.00
400	400	53.20	53.20	7.80	7.75	5.55	4.85
800	800	52.20	52.20	6.60	6.65	5.00	4.45
30	25	56.50	56.70	26.70	26.70	11.75	5.45
50	40	54.80	55.00	23.05	23.30	9.65	4.95
100	80	52.10	52.50	21.90	21.35	10.25	6.65

**Note:** This table reports empirical sizes from Monte Carlo simulations in which the disturbances are  $\chi^2(1)$  distributed and  $\{Y_{1t}\}$  and  $\{Y_{2t}\}$  share equal long-run variances. In Equation (13), we set  $\mu_1 = \mu_2 = 5$  and  $\sigma_1 = \sigma_2 = 1$ . The statistics  $t_0$ ,  $t_1$ ,  $t_{0,\text{HAR}}$ ,  $t_{1,\text{HAR}}^{\text{Norm}}$ ,  $t_{1,\text{HAR}}$ , and  $t_{1,\text{HAR}}^{\text{Boot}}$  denote, respectively, the classical two-sample  $t$ -test, Welch's  $t$ -test, the series HAR  $t$ -test, the series HAR asymptotic normal test, the series HAR  $t$ -approximation, and the SHAR-WB-based two-sample  $t$ -test.



Table 4: Empirical size at 5% level ( $\chi^2(1)$  error and unequal LRVs).

		$t_0$	$t_1$	$t_{0,\text{HAR}}$	$t_{1,\text{HAR}}^{\text{Norm}}$	$t_{1,\text{HAR}}$	$t_{1,\text{HAR}}^{\text{Boot}}$
$\underline{T_1}$	$\underline{T_2}$	$\rho = 0.0$					
30	30	8.20	8.10	11.15	11.15	7.65	7.55
50	50	6.85	6.65	10.15	10.10	7.55	7.55
100	100	6.10	6.05	8.00	7.70	6.05	6.15
200	200	5.45	5.40	6.00	5.70	5.10	5.40
400	400	5.60	5.60	6.75	6.10	5.75	5.80
800	800	5.20	5.20	6.60	5.85	5.45	5.40
30	25	9.90	8.10	14.45	13.05	8.60	8.20
50	40	9.35	7.40	11.50	9.85	6.65	6.75
100	80	8.45	6.25	10.50	8.40	6.50	6.45
$\rho = 0.5$							
30	30	27.90	27.30	22.05	22.40	12.00	7.10
50	50	26.45	26.15	15.65	15.75	8.75	6.55
100	100	26.25	25.90	9.90	10.15	6.65	5.60
200	200	24.75	24.70	8.45	8.90	6.25	5.65
400	400	26.30	26.30	6.80	7.10	5.00	5.25
800	800	27.65	27.65	6.90	6.90	6.25	6.05
30	25	31.65	27.95	24.95	23.85	13.45	8.55
50	40	32.05	27.50	21.95	21.10	11.35	8.50
100	80	28.05	23.90	12.80	11.85	7.05	6.80
$\rho = 0.8$							
30	30	54.20	53.65	30.50	30.45	15.00	7.95
50	50	54.35	53.90	28.20	28.05	13.85	6.95
100	100	52.55	52.40	23.05	22.50	11.25	7.30
200	200	51.35	51.30	13.00	13.75	7.40	6.25
400	400	53.90	53.90	11.15	11.40	6.80	6.85
800	800	52.75	52.75	7.85	8.10	5.75	5.65
30	25	59.20	55.65	34.60	33.65	17.25	8.35
50	40	58.05	53.35	29.95	29.15	13.25	6.75
100	80	57.55	54.15	27.95	26.05	13.45	7.60

This table reports the empirical sizes obtained from Monte Carlo simulations, where the disturbances follow a  $\chi^2(1)$  distribution and  $\{Y_{1t}\}$  and  $\{Y_{2t}\}$  have unequal long-run variances. In Equation (13), we set  $\mu_1 = \mu_2 = 5$  and  $\sigma_1 = 0.06$  and  $\sigma_2 = 0.18$ . The statistics  $t_0$ ,  $t_1$ ,  $t_{0,\text{HAR}}$ ,  $t_{1,\text{HAR}}^{\text{Norm}}$ ,  $t_{1,\text{HAR}}$ , and  $t_{1,\text{HAR}}^{\text{Boot}}$  denote, respectively, the classical two-sample  $t$ -test, Welch's  $t$ -test, the series HAR  $t$ -test, the series HAR asymptotic normal test, the series HAR  $t$ -approximation, and the SHAR-WB-based two-sample  $t$ -test.

Table 5: Empirical power.

		$t_{0,\text{HAR}}$	$t_{1,\text{HAR}}^{\text{Norm}}$	$t_{1,\text{HAR}}$	$t_{1,\text{HAR}}^{\text{Boot}}$	$t_{0,\text{HAR}}$	$t_{1,\text{HAR}}^{\text{Norm}}$	$t_{1,\text{HAR}}$	$t_{1,\text{HAR}}^{\text{Boot}}$
		$\mu_2 = 1.1\mu_1$				$\mu_2 = 1.2\mu_1$			
$\underline{T_1}$	$\underline{T_2}$	$\rho = 0.0$							
200	200	99.7	99.6	99.6	99.6	100	100	100	100
400	400	100	100	100	100	100	100	100	100
800	800	100	100	100	100	100	100	100	100
$\underline{T_1}$	$\underline{T_2}$	$\rho = 0.5$							
200	200	81.8	82.0	76.8	74.3	100	100	99.9	100
400	400	97.6	97.6	97.1	96.7	100	100	100	100
800	800	100	100	100	100	100	100	100	100
$\underline{T_1}$	$\underline{T_2}$	$\rho = 0.8$							
200	200	44.7	45.1	31.3	27.9	91.0	91.0	81.4	75.7
400	400	66.8	66.7	58.3	55.5	99.9	99.8	98.4	97.9
800	800	90.9	91.0	89.3	87.9	100	100	100	100

**Note:** This table reports the empirical power obtained from Monte Carlo simulations where the disturbances follow a normal distribution and  $\{Y_{1t}\}$  and  $\{Y_{2t}\}$  have equal long-run variances. In Equation (13), we set  $\mu_1 = 5$ ,  $\mu_2 = a\mu_1$  with  $a \in \{1.1, 1.2\}$ , and  $\sigma_1 = \sigma_2 = 1$ . The statistics  $t_{0,\text{HAR}}$ ,  $t_{1,\text{HAR}}^{\text{Norm}}$ ,  $t_{1,\text{HAR}}$ , and  $t_{1,\text{HAR}}^{\text{Boot}}$  denote, respectively, the series HAR  $t$ -test, the series HAR asymptotic normal test, the series HAR  $t$ -approximation, and the SHAR-WB-based two-sample  $t$ -test. As shown in Table 1,  $t_0$  and  $t_1$  exhibit size distortions in the presence of serial dependence, regardless of the sample size. Similarly,  $t_{0,\text{HAR}}$  and  $t_{1,\text{HAR}}^{\text{Norm}}$  are size-distorted under serial dependence when the sample size is relatively small (i.e.,  $T_1 = 30, 50$ , or  $100$ ). Therefore, for the power comparison, we focus on  $T_1 = T_2 = 200, 400$ , and  $800$  to ensure adequate size control.

Table 6: Ljung–Box  $Q(10)$  tests for autocorrelation in work performance measures

Performance measure	WFH Group		Office Group	
	$Q(10)$	$p$ -value	$Q(10)$	$p$ -value
Overall	34.89	0.000	57.12	0.000
Log call length	14.21	0.164	33.78	0.000
Log call per second	16.23	0.093	296.81	0.000
Log phone calls	19.40	0.036	15.73	0.108

*Notes:* The table reports Ljung–Box  $Q(10)$  statistics and  $p$ -values for tests of no autocorrelation up to lag 10 for each performance measure. “Overall” refers to the performance  $z$ -score; “Log call length” is the log of weekly minutes on the phone; “Log call per second” is the log of calls answered per minute; and “Log phone calls” is the log of weekly calls answered. The treatment and control group sample sizes are  $T_1 = 37$  and  $T_2 = 85$ , respectively.

Table 7: Two-sample  $t$ -tests: Working From Home Case.

Performance measure	Descriptive statistics						$p$ -values					
	$\bar{Y}_1$	$\bar{Y}_2$	$\hat{\Omega}_1^{1/2}$	$\hat{\Omega}_2^{1/2}$	$\hat{K}_1$	$\hat{K}_2$	$t_0$	$t_1$	$t_{0,HAR}$	$t_{1,HAR}^{Norm}$	$t_{1,HAR}$	$t_{1,HAR}^{Boot}$
Overall	-0.01	-0.08	0.56	0.64	2	6	0.228	0.184	0.525	0.538	0.561	0.667
Log call length	11.18	11.16	0.15	0.32	2	8	0.529	0.426	0.716	0.640	0.650	0.677
Log call per second	-5.14	-5.17	0.06	0.18	4	2	0.000	0.000	0.099	0.137	0.226	0.276
Log phone call	6.05	5.99	0.14	0.25	2	8	0.062	0.021	0.219	0.115	0.147	0.236

*Notes:* This table reports descriptive statistics and  $p$ -values for each performance measure. “Overall” refers to the overall performance  $z$ -score measure; “Log call length” to the log of the weekly sum of minutes on the phone; “Log call per second” to the log of phone calls answered per minute on the phone; and “Log phone call” to the log of weekly phone calls answered. The number of time periods in the treatment and control groups are  $T_1 = 37$  and  $T_2 = 85$ , respectively.  $\bar{Y}_1$  and  $\bar{Y}_2$  denote the sample means,  $\hat{\Omega}_1$  and  $\hat{\Omega}_2$  the estimated long-run variances, and  $\hat{K}_1$  and  $\hat{K}_2$  the corresponding the CPE-based optimal numbers of basis functions as proposed by Sun (2013).  $t_0$ ,  $t_1$ ,  $t_{0,HAR}$ ,  $t_{1,HAR}^{Norm}$ ,  $t_{1,HAR}$ , and  $t_{1,HAR}^{Boot}$  denote, respectively, the classical two-sample  $t$ -test, Welch’s  $t$ -test, the series HAR  $t$ -test, the series HAR asymptotic normal test, the series HAR  $t$ -approximation, and the SHAR-WB test. The number of bootstrap replications  $B = 399$ . A small associated  $p$ -value indicates that the observed mean difference is unlikely to have occurred by chance.

Table 8: Ljung–Box  $Q(10)$  tests for autocorrelation in three key U.S. macroeconomic time series.

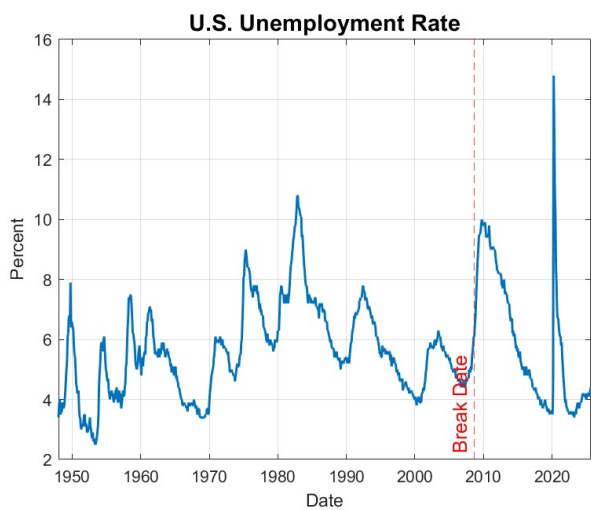
U.S. macroeconomic data	Pre-Break Sample		Post-Break Sample	
	$Q(10)$	$p$ -value	$Q(10)$	$p$ -value
Unemployment Rate	5783.28	0.000	1225.17	0.000
CPI Inflation	2517.40	0.000	3425.82	0.000
Real GDP Growth	32.32	0.000	2.39	0.992

*Notes:* This table reports Ljung–Box  $Q(10)$  statistics and their associated  $p$ -values for testing the null hypothesis of no autocorrelation up to lag 10 for each series. “Unemployment Rate” refers to the civilian unemployment rate (UNRATE); “CPI Inflation” is consumer price inflation based on the CPI for all urban consumers (CPIAUCSL, transformed to year-over-year inflation); and “Real GDP Growth” is real GDP growth (A191RL1Q225SBEA). All series are obtained from the Federal Reserve Bank of St. Louis (FRED). For the Unemployment Rate, the pre- and post-break sample sizes are  $T_1 = 728$  and  $T_2 = 205$ , respectively; for CPI Inflation,  $T_1 = 384$  and  $T_2 = 549$ ; and for Real GDP Growth,  $T_1 = 107$  and  $T_2 = 206$ . A Smaller  $p$ -values indicate stronger evidence against the null of no serial correlation.

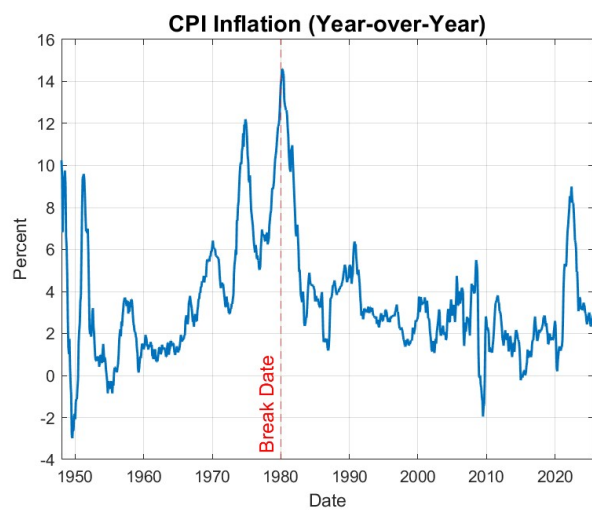
Table 9: Two-sample  $t$ -tests: Three Key U.S. Macroeconomic Time Series Data Case.

U.S. macroeconomic data	Descriptive statistics						$p$ -values					
	$\bar{Y}_1$	$\bar{Y}_2$	$\hat{\Omega}_1^{1/2}$	$\hat{\Omega}_2^{1/2}$	$\hat{K}_1$	$\hat{K}_2$	$t_0$	$t_1$	$t_{0,\text{HAR}}$	$t_{1,\text{HAR}}^{\text{Norm}}$	$t_{1,\text{HAR}}$	$t_{1,\text{HAR}}^{\text{Boot}}$
Unemployment Rate	5.59	5.95	5.54	6.29	2	2	0.008	0.035	0.340	0.460	0.516	0.772
CPI Inflation	3.80	3.33	45.65	6.85	2	2	0.012	0.018	0.771	0.839	0.857	0.952
Real GDP Growth	4.06	2.75	5.08	4.40	8	44	0.015	0.019	0.016	0.024	0.039	0.080

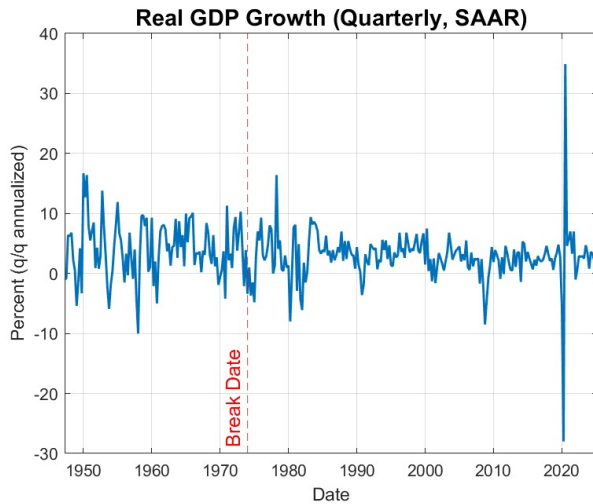
*Notes:* This table reports descriptive statistics and  $p$ -values for three key U.S. macroeconomic time series. “Unemployment Rate” refers to the civilian unemployment rate (UNRATE); “CPI Inflation” is consumer price inflation based on the CPI for all urban consumers (CPIAUCSL, transformed to year-over-year inflation); and “Real GDP Growth” is real GDP growth (A191RL1Q225SBEA). All series are obtained from the Federal Reserve Bank of St. Louis (FRED). For the Unemployment Rate, the pre- and post-break sample sizes are  $T_1 = 728$  and  $T_2 = 205$ , respectively. For CPI Inflation they are  $T_1 = 384$  and  $T_2 = 549$ , and for Real GDP Growth they are  $T_1 = 107$  and  $T_2 = 206$ .  $\bar{Y}_1$  and  $\bar{Y}_2$  denote the sample means;  $\hat{\Omega}_1$  and  $\hat{\Omega}_2$  the estimated long-run variances; and  $\hat{K}_1$  and  $\hat{K}_2$  the CPE-based optimal numbers of basis functions following Sun (2013).  $t_0$ ,  $t_1$ ,  $t_{0,\text{HAR}}$ ,  $t_{1,\text{HAR}}^{\text{Norm}}$ ,  $t_{1,\text{HAR}}$ , and  $t_{1,\text{HAR}}^{\text{Boot}}$  denote, respectively, the classical two-sample  $t$ -test, Welch’s  $t$ -test, the series HAR  $t$ -test, the series HAR asymptotic normal test, the series HAR  $t$ -approximation, and the SHAR-WB test. The number of bootstrap replications  $B = 399$ . A small associated  $p$ -value indicates that the observed mean difference is unlikely to have occurred by chance.



(a) Unemployment Rate (UNRATE)



(b) CPI Inflation



(c) Real GDP Growth

Figure 1: U.S. Macroeconomic Series with Selected Break Dates

## A Appendix

As usual in the bootstrap literature, we use  $P^*$  to denote the bootstrap probability measure, conditional on the original sample (defined on a given probability space  $(\Omega, \mathcal{F}, P)$ ). For any bootstrap statistic  $T_n^*$ , we write  $T_n^* = o_{P^*}(1)$ , in probability, or  $T_n^* \xrightarrow{P^*} 0$ , in probability, when for any  $\delta > 0$ ,  $P^*(|T_n^*| > \delta) = o_P(1)$ . We write  $T_n^* = O_{P^*}(1)$ , in probability, when for all  $\delta > 0$  there exists  $M_\delta < \infty$  such that  $\lim_{n \rightarrow \infty} P[P^*(|T_n^*| > M_\delta) > \delta] = 0$ . By Markov's inequality, this follows if  $E^*|T_n^*|^q = O_P(1)$  for some  $q > 0$ . Finally, we write  $T_n^* \xrightarrow{d^*} D$ , in probability, if conditional on a sample with probability that converges to one,  $T_n^*$  weakly converges to the distribution  $D$  under  $P^*$ , i.e.  $E^*(f(T_n^*)) \xrightarrow{P} E(f(D))$  for all bounded and uniformly continuous functions  $f$ .

### A.1 Lemmas

Lemma 1 states that the proposed basis functions for SHAR-WB in (9) satisfy the zero-mean and orthogonality conditions. Recall that  $\psi_{1,\ell}(x) = \cos(2\pi\ell x)$  and  $\psi_{2,\ell}(x) = \sin(2\pi\ell x)$ .

**Lemma 1.** *For  $\ell = 1, \dots, K$ ,  $r = 1, 2$  and  $c = 1, 2$ ,*

$$(i) \frac{1}{T} \sum_{t=1}^T \psi_{r,\ell} \left( \frac{t}{T} \right) = o(1), \quad (ii) \frac{1}{T} \sum_{t=1}^T \psi_{r,\ell} \left( \frac{t}{T} \right) \psi_{c,k} \left( \frac{t}{T} \right) = \begin{cases} 1/2 & \text{if } \ell = k \text{ and } r = c, \\ o(1) & \text{if } \ell \neq k \text{ or } r \neq c. \end{cases}$$

**Lemma 2.** *Suppose that the conditions of Theorem 3 hold. If  $K_j^* \rightarrow \infty$  as  $T_j \rightarrow \infty$  such that  $K_j^*/T_j \rightarrow 0$ ,*

$$\hat{\Omega}_{boot, T_j} \xrightarrow{P} \Omega_j$$

for  $j = 1, 2$ .

### A.2 Proofs

*Proof of Lemma 1.* Consider the case of  $r = c = 1$ . Then, we have  $\psi_{1,\ell}(x) = \cos(2\pi\ell x)$ . For (i),

$$\frac{1}{T} \sum_{t=1}^T \psi_{1,\ell} \left( \frac{t}{T} \right) = \int_0^1 \cos(2\pi\ell x) dx + o(1) = o(1).$$



For (ii), if  $\ell = k$ ,

$$\begin{aligned}
\frac{1}{T} \sum_{t=1}^T \psi_{1,\ell}^2 \left( \frac{t}{T} \right) &= \int_0^1 \cos^2(2\pi\ell x) dx (1 + o(1)) \\
&= \frac{1}{2} \int_0^1 (1 + \cos(4\pi\ell x)) dx (1 + o(1)) \\
&= \frac{1}{2} + o(1).
\end{aligned}$$

If  $\ell \neq k$

$$\begin{aligned}
\frac{1}{T} \sum_{t=1}^T \psi_{1,\ell} \left( \frac{t}{T} \right) \psi_{1,k} \left( \frac{t}{T} \right) &= \int_0^1 \cos(2\pi\ell x) \cos(2\pi kx) dx (1 + o(1)) \\
&= \frac{1}{2} \int_0^1 [\cos(2\pi(\ell - k)x) + \cos(2\pi(\ell + k)x)] dx (1 + o(1)) \\
&= o(1).
\end{aligned}$$

Using the same procedure, we can also show that (i) and (ii) hold in the other cases.  $\square$

*Proof of Lemma 2.* Define

$$\Omega_{T_j} = \text{Var} \left( \frac{1}{\sqrt{T_j}} \sum_{t=1}^{T_j} u_{jt} \right), \quad \Omega_{\text{boot}, T_j} = \text{Var}^* \left( \frac{1}{\sqrt{T_j}} \sum_{t=1}^{T_j} u_{jt} \eta_{jt} \right).$$

$\Omega_{T_j}$  is the finite sample version of the LRV, and  $\Omega_{\text{boot}, T_j}$  is the infeasible version of the bootstrap LRV by replacing  $\hat{u}_{jt}$  in  $\hat{\Omega}_{\text{boot}, T_j}$  with  $u_{jt}$ .

The proof consists of two parts:

$$\text{(i) } \hat{\Omega}_{\text{boot}, T_j} - \Omega_{\text{boot}, T_j} = o_P(1), \quad \text{(ii) } \Omega_{\text{boot}, T_j} - \Omega_{T_j} = o_P(1).$$

For part (i), note that

$$\begin{aligned}
&\hat{\Omega}_{\text{boot}, T_j} - \Omega_{\text{boot}, T_j} \\
&= \frac{1}{T_j} \sum_{t=1}^{T_j} \sum_{s=1}^{T_j} \frac{1}{K_j^*} \sum_{\ell=1}^{K_j^*} \left[ \psi_{1,\ell} \left( \frac{t}{T_j} \right) \psi_{1,\ell} \left( \frac{s}{T_j} \right) + \psi_{2,\ell} \left( \frac{t}{T_j} \right) \psi_{2,\ell} \left( \frac{s}{T_j} \right) \right] (\hat{u}_{jt} \hat{u}_{js} - u_{jt} u_{js}) \\
&= \frac{1}{T_j} \sum_{t=1}^{T_j} \sum_{s=1}^{T_j} \frac{1}{K_j^*} \sum_{\ell=1}^{K_j^*} \left[ \psi_{1,\ell} \left( \frac{t}{T_j} \right) \psi_{1,\ell} \left( \frac{s}{T_j} \right) + \psi_{2,\ell} \left( \frac{t}{T_j} \right) \psi_{2,\ell} \left( \frac{s}{T_j} \right) \right] (\bar{u}_j^2 - u_{jt} \bar{u}_j - \bar{u}_j u_{js}) \\
&:= A_1 + A_2 + A_3.
\end{aligned}$$

For  $A_1$ ,

$$A_1 = \left( \sqrt{T_j} \bar{u}_j \right)^2 \frac{1}{K_j^*} \sum_{\ell=1}^{K_j^*} \sum_{r=1}^2 \underbrace{\frac{1}{T_j} \sum_{t=1}^{T_j} \psi_{r,\ell} \left( \frac{t}{T_j} \right)}_{=o(1) \text{ by Lemma 1}} \frac{1}{T_j} \sum_{s=1}^{T_j} \psi_{r,\ell} \left( \frac{s}{T_j} \right) = o_P(1). \quad (15)$$

Using a similar procedure as in (15), we can show  $A_2 = A_3 = o_P(1)$ .

For part (ii),

$$\begin{aligned} \Omega_{\text{boot}, T_j} - \Omega_{T_j} &= \frac{1}{T_j} \sum_{t=1}^{T_j} \sum_{s=1}^{T_j} \frac{1}{K_j^*} \sum_{\ell=1}^{K_j^*} \psi_{1,\ell} \left( \frac{t}{T_j} \right) \psi_{1,\ell} \left( \frac{s}{T_j} \right) u_{jt} u_{js} - \frac{1}{2} \Omega_{T_j} \\ &\quad + \frac{1}{T_j} \sum_{t=1}^{T_j} \sum_{s=1}^{T_j} \frac{1}{K_j^*} \sum_{\ell=1}^{K_j^*} \psi_{2,\ell} \left( \frac{t}{T_j} \right) \psi_{2,\ell} \left( \frac{s}{T_j} \right) u_{jt} u_{js} - \frac{1}{2} \Omega_{T_j} \\ &= B_1 + B_2. \end{aligned}$$

To show  $B_1 = o_P(1)$ , we first decompose  $B_1$  into the bias and variation, and then show that each term converges to zero.

$$\begin{aligned} B_1 &= \frac{1}{2K_j^*} \sum_{\ell=1}^{K_j^*} \frac{1}{T_j} \sum_{t=1}^{T_j} \sum_{s=1}^{T_j} \left[ 2\psi_{1,\ell} \left( \frac{t}{T_j} \right) \psi_{1,\ell} \left( \frac{s}{T_j} \right) - 1 \right] E u_{jt} u_{js} \\ &\quad + \frac{1}{K_j^*} \sum_{\ell=1}^{K_j^*} \frac{1}{T_j} \sum_{t=1}^{T_j} \sum_{s=1}^{T_j} \psi_{1,\ell} \left( \frac{t}{T_j} \right) \psi_{1,\ell} \left( \frac{s}{T_j} \right) [u_{jt} u_{js} - E u_{jt} u_{js}] \\ &= B_{11} + B_{12}. \end{aligned}$$

Recall  $\gamma_j(t-s) = E u_{jt} u_{js}$ . Choose  $L_{1T_j}$  that satisfies

$$\frac{T_j}{L_{1T_j}^{3/2} K_j^*} + \frac{L_{1T_j} K_j^*}{T_j} = o(1)$$

as  $T_j, K_j \rightarrow \infty$  and  $K_j/T_j \rightarrow 0$ .

$$\begin{aligned} B_{11} &= \frac{1}{2K_j^*} \sum_{\ell=1}^{K_j^*} \sum_{h=-L_{1T_j}}^{L_{1T_j}} \left[ \frac{1}{T_j} \sum_{1 \leq t, t+h \leq T_j} 2\psi_{1,\ell} \left( \frac{t+h}{T_j} \right) \psi_{1,\ell} \left( \frac{t}{T_j} \right) - 1 \right] \gamma_j(h) \\ &\quad + \frac{1}{2K_j^*} \sum_{\ell=1}^{K_j^*} \sum_{L_{1T_j} < |h| < T_j} \left[ \frac{1}{T_j} \sum_{1 \leq t, t+h \leq T_j} 2\psi_{1,\ell} \left( \frac{t+h}{T_j} \right) \psi_{1,\ell} \left( \frac{t}{T_j} \right) - 1 \right] \gamma_j(h) \\ &= b_1 + b_2. \end{aligned} \quad (16)$$

For  $b_2$ ,

$$|b_2| \leq O(1) \frac{1}{K_j^*} \sum_{\ell=1}^{K_j^*} \sum_{h=-T_j}^{T_j} |\gamma_j(h)| |h|^3 \frac{1}{L_{1T_j}^3} = O\left(\frac{1}{L_{1T_j}^3}\right) = o\left(\frac{K_j^{*2}}{T_j^2}\right).$$

For  $b_1$ ,

$$\begin{aligned} b_1 &= \frac{1}{2K_j^*} \sum_{\ell=1}^{K_j^*} \sum_{h=-L_{1T_j}}^{L_{1T_j}} \left[ \frac{1}{T_j} \sum_{1 \leq t, t+h \leq T_j} 2\psi_{1,\ell}\left(\frac{t}{T_j}\right) \left( \psi_{1,\ell}\left(\frac{t+h}{T_j}\right) - \psi_{1,\ell}\left(\frac{t}{T_j}\right) \right) \right] \gamma_j(h) \\ &\quad + \frac{1}{2K_j^*} \sum_{\ell=1}^{K_j^*} \sum_{h=-L_{1T_j}}^{L_{1T_j}} \left[ \frac{1}{T_j} \sum_{1 \leq t, t+h \leq T_j} 2\psi_{1,\ell}^2\left(\frac{t}{T_j}\right) - 1 \right] \gamma_j(h) \\ &= b_{11} + b_{12}. \end{aligned}$$

For  $b_{11}$ , since

$$\begin{aligned} &\frac{1}{T_j} \sum_{1 \leq t, t+h \leq T_j} 2\psi_{1,\ell}\left(\frac{t}{T_j}\right) \left( \psi_{1,\ell}\left(\frac{t+h}{T_j}\right) - \psi_{1,\ell}\left(\frac{t}{T_j}\right) \right) \\ &= \frac{1}{T_j} \sum_{1 \leq t, t+h \leq T_j} 2 \cos\left(2\pi\ell\frac{t}{T_j}\right) \left( \cos\left(2\pi\ell\frac{t+h}{T_j}\right) - \cos\left(2\pi\ell\frac{t}{T_j}\right) \right) \\ &= \frac{1}{T_j} \sum_{1 \leq t, t+h \leq T_j} 2 \cos\left(2\pi\ell\frac{t}{T_j}\right) \sin\left(2\pi\ell\frac{t+\tilde{h}}{T_j}\right) \frac{2\pi\ell h}{T_j} \end{aligned}$$

for some  $\tilde{h} \in (0, h)$ , we have

$$|b_{11}| \leq O(1) \frac{1}{K_j^*} \sum_{\ell=1}^{K_j^*} \sum_{h=-L_{1T_j}}^{L_{1T_j}} |\gamma_j(h)| |h| \frac{\ell}{T_j} = O\left(\frac{K_j^*}{T_j}\right).$$

For  $b_{12}$ ,

$$\begin{aligned}
|b_{12}| &= \left| \frac{1}{2K_j^*} \sum_{\ell=1}^{K_j^*} \sum_{h=-L_1 T_j}^{L_1 T_j} \left[ \frac{1}{T_j} \sum_{1 \leq t, t+h \leq T_j} 2 \cos^2 \left( 2\pi \ell \frac{t}{T_j} \right) - 1 \right] \gamma_j(h) \right| \\
&\leq \left| \frac{1}{2K_j^*} \sum_{\ell=1}^{K_j^*} \sum_{h=-L_1 T_j}^{L_1 T_j} \left[ \frac{1}{T_j} \sum_{1 \leq t, t+h \leq T_j} \left( 1 + \cos \left( 4\pi \ell \frac{t}{T_j} \right) \right) - 1 \right] \gamma_j(h) \right| \\
&\leq \left| \frac{1}{2K_j^*} \sum_{\ell=1}^{K_j^*} \sum_{h=-L_1 T_j}^{L_1 T_j} \left[ \frac{1}{T_j} \sum_{1 \leq t, t+h \leq T_j} 1 - 1 \right] \gamma_j(h) \right| \\
&\quad + \left| \frac{1}{2K_j^*} \sum_{\ell=1}^{K_j^*} \sum_{h=-L_1 T_j}^{L_1 T_j} \left[ \frac{1}{T_j} \sum_{1 \leq t, t+h \leq T_j} \cos \left( 4\pi \ell \frac{t}{T_j} \right) \right] \gamma_j(h) \right| \\
&= b_{121} + b_{122}.
\end{aligned}$$

For  $b_{121}$ ,

$$b_{121} \leq \frac{1}{K_j^*} \sum_{\ell=1}^{K_j^*} \sum_{h=-T_j}^{T_j} |\gamma_j(h)| |h| O\left(\frac{1}{T_j}\right) = O\left(\frac{1}{T_j}\right).$$

For  $b_{122}$ , let's focus on the case that  $h \geq 0$ . Since  $\frac{L_1 T_j K_j}{T_j} = o(1)$ ,

$$\begin{aligned}
b_{122} &= \left| \frac{1}{2K_j^*} \sum_{\ell=1}^{K_j^*} \sum_{h=0}^{L_1 T_j} \left[ \int_0^{1-\frac{h}{T_j}} \cos(4\pi \ell x) dx \right] \gamma_j(h) \right| (1 + o(1)) \\
&\leq O(1) \left| \frac{1}{K_j^*} \sum_{\ell=1}^{K_j^*} \sum_{h=0}^{L_1 T_j} \sin \left( 4\pi \ell - \frac{4\pi \ell h}{T_j} \right) \gamma_j(h) \right| \\
&\leq O(1) \frac{1}{K_j^*} \sum_{\ell=1}^{K_j^*} \sum_{h=0}^{L_1 T_j} \left| \frac{4\pi \ell h}{T_j} + \left( \frac{4\pi \ell h}{T_j} \right)^2 \right| |\gamma_j(h)| \\
&\leq O(1) \frac{1}{K_j^*} \sum_{\ell=1}^{K_j^*} \frac{\ell}{T_j} \sum_{h=0}^{L_1 T_j} |\gamma_j(h)| |h| \\
&= O\left(\frac{K_j^*}{T_j}\right).
\end{aligned}$$

We have the same result for the case that  $h < 0$ .

Thus, we have

$$B_{11} = O\left(\frac{K_j^*}{T_j}\right). \quad (17)$$

For  $B_{12}$ , since  $E(B_{12}) = 0$ , it is sufficient to show that  $Var(B_{12}) = o(1)$ . Due to Assumption 3, we have

$$\begin{aligned} Var(B_{12}) &= \frac{1}{K_j^{*2}} \sum_{\ell=1}^{K_j^*} \sum_{k=1}^{K_j^*} \frac{1}{T_j^2} \sum_{t=1}^{T_j} \sum_{s=1}^{T_j} \sum_{\tau=1}^{T_j} \sum_{w=1}^{T_j} \psi_{1,\ell}\left(\frac{t}{T_j}\right) \psi_{1,\ell}\left(\frac{s}{T_j}\right) \psi_{1,k}\left(\frac{\tau}{T_j}\right) \psi_{1,k}\left(\frac{w}{T_j}\right) \\ &\quad \times [E(u_{jt}u_{js}u_{j\tau}u_{jw}) - E(u_{jt}u_{js})E(u_{j\tau}u_{jw})] \\ &= \frac{1}{K_j^{*2}} \sum_{\ell=1}^{K_j^*} \sum_{k=1}^{K_j^*} \frac{1}{T_j^2} \sum_{t=1}^{T_j} \sum_{s=1}^{T_j} \sum_{\tau=1}^{T_j} \sum_{w=1}^{T_j} \psi_{1,\ell}\left(\frac{t}{T_j}\right) \psi_{1,\ell}\left(\frac{s}{T_j}\right) \psi_{1,k}\left(\frac{\tau}{T_j}\right) \psi_{1,k}\left(\frac{w}{T_j}\right) \\ &\quad \times [E(u_{jt}u_{j\tau})E(u_{js}u_{jw}) + E(u_{jt}u_{jw})E(u_{js}u_{j\tau})] + O\left(\frac{1}{T_j}\right) \\ &= c_1 + c_2 + O\left(\frac{1}{T_j}\right). \end{aligned}$$

Since  $c_1$  and  $c_2$  are identical, it is sufficient to show  $c_1 = o(1)$  to prove  $Var(B_{12}) = o(1)$ . For  $c_1$ ,

$$\begin{aligned} c_1 &= \frac{1}{K_j^{*2}} \sum_{\ell=1}^{K_j^*} \sum_{k=1}^{K_j^*} \left( \frac{1}{T_j} \sum_{t=1}^{T_j} \sum_{\tau=1}^{T_j} \psi_{1,\ell}\left(\frac{t}{T_j}\right) \psi_{1,k}\left(\frac{\tau}{T_j}\right) E(u_{jt}u_{j\tau}) \right)^2 \\ &= \underbrace{\frac{1}{K_j^{*2}} \sum_{\ell=1}^{K_j^*} \left( \frac{1}{T_j} \sum_{t=1}^{T_j} \sum_{\tau=1}^{T_j} \psi_{1,\ell}\left(\frac{t}{T_j}\right) \psi_{1,\ell}\left(\frac{\tau}{T_j}\right) E(u_{jt}u_{j\tau}) \right)^2}_{=O\left(\frac{1}{K_j^*}\right)=o(1) \text{ as } K_j^* \rightarrow \infty} \\ &\quad + \frac{1}{K_j^{*2}} \sum_{\ell=1}^{K_j^*} \sum_{k \neq \ell}^{K_j^*} \left( \frac{1}{T_j} \sum_{t=1}^{T_j} \sum_{\tau=1}^{T_j} \psi_{1,\ell}\left(\frac{t}{T_j}\right) \psi_{1,k}\left(\frac{\tau}{T_j}\right) E(u_{jt}u_{j\tau}) \right)^2 \\ &= c_{11} + c_{12}. \end{aligned}$$

It is straightforward that  $c_{11} = O\left(\frac{1}{K_j^*}\right)$ . Choose  $L_{2T_j}$  that satisfies

$$\frac{L_{2T_j}}{T_j} + \frac{1}{L_{2T_j}} = o(1)$$

as  $T_j$  grows.  $c_{12}$  can be written as

$$\begin{aligned}
c_{12} &= \frac{1}{K_j^{*2}} \sum_{\ell=1}^{K_j^*} \sum_{k \neq \ell} \left( \sum_{h=-L_{2T_j}}^{L_{2T_j}} \gamma_j(h) \frac{1}{T_j} \sum_{1 \leq t, t+h \leq T} \psi_{1,\ell} \left( \frac{t}{T_j} \right) \psi_{1,k} \left( \frac{t+h}{T_j} \right) \right)^2 \\
&\quad + \frac{1}{K_j^{*2}} \sum_{\ell=1}^{K_j^*} \sum_{k \neq \ell} \left( \sum_{L_{2T_j} < |h| < T_j} \gamma_j(h) \frac{1}{T_j} \sum_{1 \leq t, t+h \leq T_j} \psi_{1,\ell} \left( \frac{t}{T_j} \right) \psi_{1,k} \left( \frac{t+h}{T_j} \right) \right)^2 \\
&= c_{121} + c_{122}.
\end{aligned}$$

For  $c_{121}$ ,

$$\begin{aligned}
|c_{121}| &\leq \frac{1}{K_j^{*2}} \sum_{\ell=1}^{K_j^*} \sum_{k \neq \ell} \left( \sum_{h=-L_{2T_j}}^{L_{2T_j}} |\gamma_j(h)| \left| \frac{1}{T_j} \sum_{1 \leq t, t+h \leq T_j} \psi_{1,\ell} \left( \frac{t}{T_j} \right) \left[ \psi_{1,k} \left( \frac{t}{T_j} \right) + \psi'_{1,k} \left( \frac{t_1}{T_j} \right) \frac{|h|}{T_j} \right] \right| \right)^2 \\
&\leq \frac{2}{K_j^{*2}} \sum_{\ell=1}^{K_j^*} \sum_{k \neq \ell} \left( \sum_{|h|=0}^{L_{2T_j}} |\gamma_j(h)| \left| \frac{1}{T_j} \sum_{1 \leq t, t+|h| \leq T_j} \psi_{1,\ell} \left( \frac{t}{T_j} \right) \psi_{1,k} \left( \frac{t}{T_j} \right) \right| \right)^2 \\
&\quad + \frac{2}{K_j^{*2}} \sum_{\ell=1}^{K_j^*} \sum_{k \neq \ell} \left( \sum_{|h|=0}^{L_{2T_j}} |h| |\gamma_j(h)| \left| \frac{1}{T_j^2} \sum_{1 \leq t, t+|h| \leq T} \psi_{1,\ell} \left( \frac{t}{T_j} \right) \psi'_{1,k} \left( \frac{t_1}{T_j} \right) \right| \right)^2 \\
&= c_{1211} + c_{1212},
\end{aligned}$$

where  $t_1 \in (t, t+h)$ . For  $c_{1211}$ , note that

$$\begin{aligned}
&\sum_{|h|=0}^{L_{2T_j}} |\gamma_j(h)| \left| \frac{1}{T_j} \sum_{1 \leq t, t+|h| \leq T_j} \psi_{1,\ell} \left( \frac{t}{T_j} \right) \psi_{1,k} \left( \frac{t}{T_j} \right) \right| \\
&\leq \underbrace{\sum_{|h|=0}^{L_{2T_j}} |\gamma_j(h)|}_{=O(1)} \underbrace{\left| \int_0^{1-\frac{|h|}{T_j}} \psi_{1,\ell}(x) \psi_{1,k}(x) dx \right|}_{=o(1) \text{ by Lemma 1(ii)}} (1 + o(1)) \\
&= o(1)
\end{aligned}$$

with  $L_{2T_j} = o(T_j)$  for all  $k \neq \ell$ , which implies

$$c_{1211} = o(1).$$

For  $c_{1212}$ , since  $\psi'_{1,k}(x) = 2\pi k \sin(2\pi kx)$ ,

$$\begin{aligned}
c_{1212} &= \frac{1}{K_j^{*2}} \sum_{\ell=1}^{K_j^*} \sum_{k \neq \ell} \left( \sum_{h=-L_{2T_j}}^{L_{2T_j}} |h| |\gamma_j(h)| \left| \frac{1}{T_j^2} \sum_{1 \leq t, t+h \leq T} \psi_{1,\ell} \left( \frac{t}{T_j} \right) \psi'_{1,k} \left( \frac{t_1}{T_j} \right) \right| \right)^2 \\
&= \frac{1}{K_j^{*2}} \sum_{\ell=1}^{K_j^*} \sum_{k \neq \ell} \frac{k^2}{T_j^2} \left( \sum_{h=-L_{2T_j}}^{L_{2T_j}} |h| |\gamma_j(h)| \left| \frac{2\pi}{T_j} \sum_{1 \leq t, t+h \leq T} \cos \left( 2\pi \ell \frac{t}{T_j} \right) \sin \left( \frac{2\pi k t_1}{T} \right) \right| \right)^2 \\
&= O \left( \frac{K_j^{*2}}{T_j^2} \right).
\end{aligned}$$

For  $c_{122}$ , we have

$$\begin{aligned}
c_{122} &\leq \frac{1}{K_j^{*2}} \sum_{\ell=1}^{K_j^*} \sum_{k \neq \ell} \left( \sum_{L_{2T_j} < |h| < T_j} \gamma_j(h) \frac{h}{L_{2T_j}} \frac{1}{T_j} \sum_{1 \leq t, t+h \leq T_j} \psi_{1,\ell} \left( \frac{t}{T} \right) \psi_{1,k} \left( \frac{t+h}{T_j} \right) \right)^2 \\
&\leq \frac{1}{L_{2T_j}^2} \frac{1}{K_j^{*2}} \sum_{\ell=1}^{K_j^*} \sum_{k \neq \ell} \left( \sum_{h=-\infty}^{\infty} |\gamma_j(h)| |h| \left( \frac{1}{T_j} \sum_{1 \leq t, t+h \leq T_j} \psi_{1,\ell} \left( \frac{t}{T} \right) \psi_{1,k} \left( \frac{t+h}{T_j} \right) \right) \right)^2 \\
&= O \left( \frac{1}{L_{2T_j}^2} \right) = o(1).
\end{aligned}$$

as  $L_{2T_j} \rightarrow \infty$  as  $T_j \rightarrow \infty$ .

Combining the results above, we have  $c_1 = o(1)$  as  $T_j, K_j^* \rightarrow \infty$  such that  $K_j^*/T_j \rightarrow 0$ . Hence,

$$B_{12} = o(1),$$

which together with  $B_{11} = O \left( \frac{K_j^*}{T_j} \right)$  in (17) implies

$$B_1 = o(1).$$

It remains to show that  $B_2 = o(1)$ . Recall that

$$B_2 = \frac{1}{T_j} \sum_{t=1}^{T_j} \sum_{s=1}^{T_j} \frac{1}{K_j^*} \sum_{\ell=1}^{K_j^*} \psi_{2,\ell} \left( \frac{t}{T_j} \right) \psi_{2,\ell} \left( \frac{s}{T_j} \right) u_{jt} u_{js} - \frac{1}{2} \Omega_{T_j}$$

with  $\psi_{2,\ell}(x) = \sin(2\pi \ell x)$ . Note that  $B_2$  is obtained from  $B_1$  by replacing  $\psi_{1,\ell}(x) = \cos(2\pi \ell x)$  with  $\psi_{2,\ell}(x) = \sin(2\pi \ell x)$ . The argument establishing  $B_1 = o(1)$  carries over verbatim, so we omit the details.

Hence, we have established (i) and (ii), and therefore

$$\hat{\Omega}_{\text{boot}, T_j} \rightarrow^P \Omega_j.$$

□

*Proof of Theorem 1.* Under  $H_0$ , if  $\Omega_1 = \Omega_2 := \Omega$ , we have

$$\frac{\bar{Y}_1 - \bar{Y}_2}{\Omega^{1/2} \sqrt{\frac{1}{T_1} + \frac{1}{T_2}}} = \frac{\bar{u}_1 - \bar{u}_2}{\Omega^{1/2} \sqrt{\frac{1}{T_1} + \frac{1}{T_2}}} \rightarrow^d N(0, 1).$$

under Assumption 2. Thus, it suffices to (i)  $s_{p, \text{HAR}}^2 / \Omega \rightarrow^d \chi^2(K_1 + K_2) / (K_1 + K_2)$  and (ii) the asymptotic independence of  $\bar{u}_1 - \bar{u}_2$  and  $s_{p, \text{HAR}}$ .

Under Assumptions 1 and 2,

$$\frac{1}{\sqrt{T_j}} \sum_{t=1}^{T_j} \phi_\ell \left( \frac{t}{T_j} \right) \hat{u}_{jt} = \frac{1}{\sqrt{T_j}} \sum_{t=1}^{T_j} \phi_\ell \left( \frac{t}{T_j} \right) u_{jt} + o_P(1) \rightarrow^d \sqrt{\Omega} \int_0^1 \phi_\ell(x) dW_{2j}(x). \quad (18)$$

The  $o_P(1)$  term follows because  $\sqrt{T_j} \bar{u}_j = O_P(1)$  and  $\frac{1}{T_j} \sum_{t=1}^{T_j} \phi_\ell \left( \frac{t}{T_j} \right) \rightarrow 0$ . Moreover,

$$\text{Cov} \left( \int_0^1 \phi_\ell(x) dW_{2j}(x), \int_0^1 \phi_k(x) dW_{2j}(x) \right) = \int_0^1 \phi_\ell(x) \phi_k(x) dx = 0 \quad (19)$$

for  $\ell \neq k$  and  $\ell, k = 0, 1, \dots, K_j$ , by orthonormality and mean zero condition of the basis functions. Recall that  $\phi_0(x) = 1$ . From (18) and (19),

$$\hat{\Omega}_j \rightarrow^d \Omega \frac{\chi^2(K_j)}{K_j} \quad (20)$$

and  $\sqrt{T_j} \bar{u}_j$  is asymptotically independent of  $\hat{\Omega}_j$ . Together with the independence of  $\{u_{1t}\}$  and  $\{u_{2t}\}$ , this implies (i) and (ii). □

*Proof of Theorem 2.* Since

$$t_{1, \text{HAR}} = \frac{\bar{Y}_1 - \bar{Y}_2}{\sqrt{\hat{\Omega}_1/T_1 + \hat{\Omega}_2/T_2}} = \frac{\sqrt[4]{T_1 T_2} (\bar{u}_1 - \bar{u}_2)}{\sqrt{\sqrt{\frac{T_2}{T_1}} \hat{\Omega}_1 + \sqrt{\frac{T_1}{T_2}} \hat{\Omega}_2}}$$

under  $H_0$  and

$$\sqrt[4]{T_1 T_2} (\bar{u}_1 - \bar{u}_2) \rightarrow^d N(0, \rho^{1/2} \Omega_1 + \rho^{-1/2} \Omega_2)$$



under Assumption 2, it is sufficient to show

$$\hat{\Omega}_j \xrightarrow{P} \Omega_j$$

for  $j = 1, 2$ . The proof follows from straightforward modification of the proof of Lemma 2 and is therefore omitted for brevity.  $\square$

*Proof of Theorem 3.* Since

$$\Omega_j^{-1/2} \sqrt{T_j} (\bar{Y}_j - \mu_j) = \Omega_j^{-1/2} \frac{1}{\sqrt{T_j}} \sum_{t=1}^{T_j} u_{jt} \rightarrow^d N(0, 1)$$

under Assumption 2, it suffices to show that

$$\Omega_j^{-1/2} \frac{1}{\sqrt{T_j}} \sum_{t=1}^{T_j} u_{jt}^* \rightarrow^{d^*} N(0, 1), \quad (21)$$

in probability, for the proof by the consistency of  $\hat{\Omega}_{\text{boot}, T_j}$  in Lemma 2 and Pólya's theorem.

Using the definition of  $u_{jt}^*$ , (21) holds if

$$\frac{1}{\sqrt{T_j}} \sum_{t=1}^{T_j} (\hat{u}_{jt} - u_{jt}) \eta_{jt} \xrightarrow{P^*} 0, \quad \text{in probability,} \quad (22)$$

$$\Omega_j^{-1/2} \frac{1}{\sqrt{T_j}} \sum_{t=1}^{T_j} u_{jt} \eta_{jt} \rightarrow^{d^*} N(0, 1), \quad (23)$$

in probability. For (22), since

$$\frac{1}{\sqrt{T_j}} \sum_{t=1}^{T_j} (\hat{u}_{jt} - u_{jt}) \eta_{jt} = \underbrace{\sqrt{T_j} \bar{u}_j}_{=O_P(1)} \underbrace{\frac{1}{T_j} \sum_{t=1}^{T_j} \eta_{jt}}_{=d_1},$$

it suffices to show that  $d_1 = o_{P^*}(1)$ , in probability. For  $d_1$ , we have

$$d_1 = \frac{1}{T_j} \sum_{t=1}^{T_j} \frac{1}{\sqrt{K_j^*}} \sum_{\ell=1}^{K_j^*} \left[ \psi_{1,\ell} \left( \frac{t}{T_j} \right) v_{j,1\ell} + \psi_{2,\ell} \left( \frac{t}{T_j} \right) v_{j,2\ell} \right].$$

Thus, by Markov's inequality, (22) holds if  $E^*(d_1^2) = o_P(1)$ .

$$\begin{aligned}
E^*(d_{11}^2) &= \frac{1}{T_j^2} \sum_{t=1}^{T_j} \sum_{s=1}^{T_j} E^*(\eta_{jt}\eta_{js}) \\
&= \frac{1}{T_j^2} \sum_{t=1}^{T_j} \sum_{s=1}^{T_j} \frac{1}{K_j^*} \sum_{\ell=1}^{K_j^*} \left[ \psi_{1,\ell} \left( \frac{t}{T_j} \right) \psi_{1,\ell} \left( \frac{s}{T_j} \right) + \psi_{2,\ell} \left( \frac{t}{T_j} \right) \psi_{2,\ell} \left( \frac{s}{T_j} \right) \right] \\
&= o(1),
\end{aligned}$$

given Lemma 1(i).

For (23),

$$\begin{aligned}
\Omega_j^{-1/2} \frac{1}{\sqrt{T_j}} \sum_{t=1}^{T_j} u_{jt} \eta_{jt} &= \Omega_j^{-1/2} \frac{1}{\sqrt{T_j}} \sum_{t=1}^{T_j} u_{jt} \frac{1}{\sqrt{K_j^*}} \sum_{\ell=1}^{K_j^*} \sum_{r=1}^2 \psi_{r,\ell} \left( \frac{t}{T_j} \right) v_{j,r\ell} \\
&= \sum_{r=1}^2 \frac{1}{\sqrt{K_j^*}} \sum_{\ell=1}^{K_j^*} \left( \Omega_j^{-1/2} \frac{1}{\sqrt{T_j}} \sum_{t=1}^{T_j} \psi_{r,\ell} \left( \frac{t}{T_j} \right) u_{jt} \right) v_{j,r\ell} \\
&= \frac{1}{\sqrt{K_j^*}} \sum_{\ell=1}^{K_j^*} \xi_{j,1\ell}^* + \frac{1}{\sqrt{K_j^*}} \sum_{\ell=1}^{K_j^*} \xi_{j,2\ell}^*,
\end{aligned}$$

where

$$\xi_{j,r\ell}^* = \left( \Omega_j^{-1/2} \frac{1}{\sqrt{T_j}} \sum_{t=1}^{T_j} \psi_{r,\ell} \left( \frac{t}{T_j} \right) u_{jt} \right) v_{j,r\ell}.$$

Note that  $\Omega_j^{-1/2} \frac{1}{\sqrt{T_j}} \sum_{t=1}^{T_j} \psi_{r,\ell} \left( \frac{t}{T_j} \right) u_{jt}$  is a constant conditional on data and that  $v_{j,r\ell} \sim^{iid} (0, 1)$ , which implies that  $\{\xi_{j,r\ell}^*\}_{\ell=1}^{K_j^*}$  is an independent heterogeneous array across  $\ell$  and  $\{\xi_{j,1\ell}^*\}_{\ell=1}^{K_j^*}$  and  $\{\xi_{j,2\ell}^*\}_{\ell=1}^{K_j^*}$  are mutually independent. Thus, we can apply Lyapunov CLT (see e.g., Proposition 2.27 of van der Vaart, 1998) to obtain

$$\frac{1}{\sqrt{K_j^*}} \sum_{\ell=1}^{K_j^*} \xi_{j,r\ell}^* \rightarrow^{d^*} N \left( 0, \frac{1}{2} \right),$$

in probability, for  $r = 1, 2$ , which implies

$$\Omega_j^{-1/2} \frac{1}{\sqrt{T_j}} \sum_{t=1}^{T_j} u_{jt} \eta_{jt} \rightarrow^d N(0, 1).$$

First, conditional on data, we have  $E^* \xi_{j,r\ell}^* = 0$  and

$$\begin{aligned} Var^* \left( \frac{1}{\sqrt{K_j^*}} \sum_{\ell=1}^{K_j^*} \xi_{j,r\ell}^* \right) &= \Omega_j^{-1} \frac{1}{K_j^*} \sum_{\ell=1}^{K_j^*} \left( \frac{1}{\sqrt{T_j}} \sum_{t=1}^{T_j} \psi_{r,\ell} \left( \frac{t}{T_j} \right) u_{jt} \right) \left( \frac{1}{\sqrt{T_j}} \sum_{s=1}^{T_j} \psi_{r,\ell} \left( \frac{s}{T_j} \right) u_{js} \right) \\ &\rightarrow^P \frac{1}{2}, \end{aligned}$$

where we use that  $\Omega_{\text{boot},T_j} - \frac{1}{2}\Omega_{T_j} = o_P(1)$  from the proof of Lemma 2. Next, we need to check Lyapunov's condition, which requires that for some  $\delta > 0$

$$\frac{1}{K_j^{*1+\delta/2}} \sum_{\ell=1}^{K_j^*} E^* |\xi_{j,r\ell}^*|^{2+\delta} \rightarrow^P 0. \quad (24)$$

We will show that the Lyapunov condition holds for  $\delta = 2$ . Given  $\delta = 2$ , we have

$$\begin{aligned} &\frac{1}{K_j^{*1+\delta/2}} \sum_{\ell=1}^{K_j^*} E^* |\xi_{j\ell}^*|^{2+\delta} \\ &= \Omega_j^{-1-\delta/2} \frac{1}{K_j^{*1+\delta/2}} \sum_{\ell=1}^{K_j^*} \left( \frac{1}{\sqrt{T_j}} \sum_{t=1}^{T_j} \psi_{r,\ell} \left( \frac{t}{T_j} \right) u_{jt} \right)^{2+\delta} E^* |v_{j,r\ell}|^{2+\delta} \\ &= O \left( \frac{1}{K_j^*} \right) \frac{1}{K_j^*} \sum_{\ell=1}^{K_j^*} \left( \frac{1}{\sqrt{T_j}} \sum_{t=1}^{T_j} \psi_{r,\ell} \left( \frac{t}{T_j} \right) u_{jt} \right)^4 E^* |v_{j,r\ell}|^4 \\ &= O \left( \frac{1}{K_j^*} \right), \end{aligned}$$

because  $E^* |v_{j,r\ell}|^4 \leq M$  and under Assumption 3

$$\begin{aligned}
& P \left( \frac{1}{K_j^*} \sum_{\ell=1}^{K_j^*} \left( \frac{1}{\sqrt{T_j}} \sum_{t=1}^{T_j} \psi_{r,\ell} \left( \frac{t}{T_j} \right) u_{jt} \right)^4 > \Delta \right) \\
& \leq \frac{1}{K_j^*} \sum_{\ell=1}^{K_j^*} \frac{1}{T_j^2} \sum_{t=1}^{T_j} \sum_{s=1}^{T_j} \sum_{\tau=1}^{T_j} \sum_{w=1}^{T_j} \psi_{r,\ell} \left( \frac{t}{T_j} \right) \psi_{r,\ell} \left( \frac{s}{T_j} \right) \psi_{r,\ell} \left( \frac{\tau}{T_j} \right) \psi_{r,\ell} \left( \frac{w}{T_j} \right) E(u_{jt} u_{js} u_{j\tau} u_{jw}) \\
& \leq \frac{1}{K_j^*} \sum_{\ell=1}^{K_j^*} \frac{1}{T_j^2} \sum_{t=1}^{T_j} \sum_{s=1}^{T_j} \sum_{\tau=1}^{T_j} \sum_{w=1}^{T_j} |E(u_{jt} u_{js} u_{j\tau} u_{jw}) - E(u_{jt} u_{js}) E(u_{j\tau} u_{jw}) - E(u_{jt} u_{j\tau}) E(u_{js} u_{jw}) \\
& \quad - E(u_{jt} u_{jw}) E(u_{js} u_{j\tau})| \\
& \quad + \frac{1}{K_j^*} \sum_{\ell=1}^{K_j^*} \frac{1}{T_j^2} \sum_{t=1}^{T_j} \sum_{s=1}^{T_j} \sum_{\tau=1}^{T_j} \sum_{w=1}^{T_j} |E(u_{jt} u_{js}) E(u_{j\tau} u_{jw}) + E(u_{jt} u_{j\tau}) E(u_{js} u_{jw}) \\
& \quad + E(u_{jt} u_{jw}) E(u_{js} u_{j\tau})| \\
& = O(1).
\end{aligned}$$

This completes the proof. □

*Proof of Theorem 4.* By Theorem 3 and Lemma 2,

$$\frac{\bar{Y}_1^* - \bar{Y}_2^*}{\sqrt{\hat{\Omega}_{\text{boot},T_1}/T_1 + \hat{\Omega}_{\text{boot},T_2}/T_2}} \rightarrow^{d^*} N(0, 1),$$

in probability. Hence, to prove Theorem 4, it suffices to show  $\hat{\Omega}_j^* - \hat{\Omega}_{\text{boot},T_j} = o_{P^*}(1)$ , in probability. Note that

$$\begin{aligned}
\hat{\Omega}_j^* - \hat{\Omega}_{\text{boot},T_j} &= \left( \hat{\Omega}_j^* - \hat{\Omega}_j \right) + \left( \hat{\Omega}_j - \hat{\Omega}_{\text{boot},T_j} \right) \\
&= \hat{\Omega}_j^* - \hat{\Omega}_j + o_P(1)
\end{aligned} \tag{25}$$

by consistency of  $\hat{\Omega}_j$  in Theorem 2 and bootstrap consistency of  $\hat{\Omega}_{\text{boot},T_j}$  in Lemma 2. Thus, we need to show  $\hat{\Omega}_j^* - \hat{\Omega}_j = o_{P^*}(1)$ , in probability.

Note that

$$\begin{aligned}
& \hat{\Omega}_j^* - \hat{\Omega}_j \\
&= \frac{1}{T_j} \sum_{t=1}^{T_j} \sum_{s=1}^{T_j} \frac{1}{K_j} \sum_{\ell=1}^{K_j} \phi_\ell \left( \frac{t}{T_j} \right) \phi_\ell \left( \frac{s}{T_j} \right) (\hat{u}_{jt}^* \hat{u}_{js}^* - \hat{u}_{jt} \hat{u}_{js}) \\
&= \frac{1}{T_j} \sum_{t=1}^{T_j} \sum_{s=1}^{T_j} \frac{1}{K_j} \sum_{\ell=1}^{K_j} \phi_\ell \left( \frac{t}{T_j} \right) \phi_\ell \left( \frac{s}{T_j} \right) (u_{jt}^* u_{js}^* - u_{jt} u_{js}) + o_P(1) \\
&= \frac{1}{T_j} \sum_{t=1}^{T_j} \sum_{s=1}^{T_j} \frac{1}{K_j} \sum_{\ell=1}^{K_j} \phi_\ell \left( \frac{t}{T_j} \right) \phi_\ell \left( \frac{s}{T_j} \right) ((u_{jt} - \bar{u}_j)(u_{js} - \bar{u}_j) \eta_{jt} \eta_{js} - u_{jt} u_{js}) + o_P(1) \\
&= \frac{1}{T_j} \sum_{t=1}^{T_j} \sum_{s=1}^{T_j} \frac{1}{K_j} \sum_{\ell=1}^{K_j} \phi_\ell \left( \frac{t}{T_j} \right) \phi_\ell \left( \frac{s}{T_j} \right) [u_{jt} u_{js} (\eta_{jt} \eta_{js} - 1) - 2\bar{u}_j u_{js} \eta_{jt} \eta_{js} + \bar{u}_j^2 \eta_{jt} \eta_{js}] + o_P(1) \\
&= D_1 - D_2 + D_3 + o_P(1).
\end{aligned}$$

For  $D_1$ ,

$$\begin{aligned}
D_1 &= \frac{1}{T_j} \sum_{t=1}^{T_j} \sum_{s=1}^{T_j} \frac{1}{K_j} \sum_{\ell=1}^{K_j} \phi_\ell \left( \frac{t}{T_j} \right) \phi_\ell \left( \frac{s}{T_j} \right) u_{jt} u_{js} (\eta_{jt} \eta_{js} - 1) \\
&= \frac{1}{T_j} \sum_{t=1}^{T_j} \sum_{s=1}^{T_j} \frac{1}{K_j} \sum_{\ell=1}^{K_j} \phi_\ell \left( \frac{t}{T_j} \right) \phi_\ell \left( \frac{s}{T_j} \right) u_{jt} u_{js} (\eta_{jt} \eta_{js} - E^*(\eta_{jt} \eta_{js})) \\
&\quad + \frac{1}{T_j} \sum_{t=1}^{T_j} \sum_{s=1}^{T_j} \frac{1}{K_j} \sum_{\ell=1}^{K_j} \phi_\ell \left( \frac{t}{T_j} \right) \phi_\ell \left( \frac{s}{T_j} \right) u_{jt} u_{js} (E^*(\eta_{jt} \eta_{js}) - 1) \\
&= D_{11} + D_{12}.
\end{aligned}$$

Since  $E^* D_{11} = 0$ , it suffices to show  $Var^*(D_{11}) = o_P(1)$  to prove  $D_{11} = o_P(1)$ . Using Markov's inequality, we can prove this by showing  $E(Var^*(D_{11})) = o(1)$ . Note that

$$\begin{aligned}
& E(Var^*(D_{11})) \\
&= E \left\{ E^* \left( \frac{1}{T_j} \sum_{t=1}^{T_j} \sum_{s=1}^{T_j} \frac{1}{K_j} \sum_{\ell=1}^{K_j} \phi_\ell \left( \frac{t}{T_j} \right) \phi_\ell \left( \frac{s}{T_j} \right) u_{jt} u_{js} (\eta_{jt} \eta_{js} - E^*(\eta_{jt} \eta_{js})) \right)^2 \right\} \\
&= \frac{1}{T_j^2} \sum_{t=1}^{T_j} \sum_{s=1}^{T_j} \sum_{\tau=1}^{T_j} \sum_{w=1}^{T_j} E(u_{jt} u_{js} u_{j\tau} u_{jw}) \frac{1}{K_j^2} \sum_{\ell=1}^{K_j} \sum_{k=1}^{K_j} \phi_\ell \left( \frac{t}{T_j} \right) \phi_\ell \left( \frac{s}{T_j} \right) \phi_k \left( \frac{\tau}{T_j} \right) \phi_k \left( \frac{w}{T_j} \right) \\
&\quad \times [E^*(\eta_{jt} \eta_{js} \eta_{j\tau} \eta_{jw}) - E^*(\eta_{jt} \eta_{js}) E^*(\eta_{j\tau} \eta_{jw})]. \tag{26}
\end{aligned}$$

Note that

$$\begin{aligned}
& E^* (\eta_{jt} \eta_{js} \eta_{j\tau} \eta_{jw}) - E^* (\eta_{jt} \eta_{js}) E^* (\eta_{j\tau} \eta_{jw}) \\
&= \sum_{r=1}^2 \frac{1}{K_j^{*2}} \sum_{\ell=1}^{K_j^*} \psi_{r,\ell} \left( \frac{t}{T_j} \right) \psi_{r,\ell} \left( \frac{s}{T_j} \right) \psi_{r,\ell} \left( \frac{\tau}{T_j} \right) \psi_{r,\ell} \left( \frac{w}{T_j} \right) (E^* (v_{j,r\ell}^4) - 3) \\
&+ \left( \sum_{r=1}^2 \frac{1}{K_j^*} \sum_{\ell=1}^{K_j^*} \psi_{r,\ell} \left( \frac{t}{T_j} \right) \psi_{r,\ell} \left( \frac{\tau}{T_j} \right) \right) \left( \sum_{a=1}^2 \frac{1}{K_j^*} \sum_{k=1}^{K_j^*} \psi_{a,k} \left( \frac{s}{T_j} \right) \psi_{a,k} \left( \frac{w}{T_j} \right) \right) \\
&+ \left( \sum_{r=1}^2 \frac{1}{K_j^*} \sum_{\ell=1}^{K_j^*} \psi_{r,\ell} \left( \frac{t}{T_j} \right) \psi_{r,\ell} \left( \frac{w}{T_j} \right) \right) \left( \sum_{a=1}^2 \frac{1}{K_j^*} \sum_{k=1}^{K_j^*} \psi_{a,k} \left( \frac{s}{T_j} \right) \psi_{a,k} \left( \frac{\tau}{T_j} \right) \right). \quad (27)
\end{aligned}$$

Plugging (27) into (26), we have

$$\begin{aligned}
& E (Var^* (D_{11})) \\
&= \frac{1}{T_j^2} \sum_{t=1}^{T_j} \sum_{s=1}^{T_j} \sum_{\tau=1}^{T_j} \sum_{w=1}^{T_j} E (u_{jt} u_{js} u_{j\tau} u_{jw}) \frac{1}{K_j^2} \sum_{\ell=1}^{K_j} \sum_{k=1}^{K_j} \phi_\ell \left( \frac{t}{T_j} \right) \phi_\ell \left( \frac{s}{T_j} \right) \phi_k \left( \frac{\tau}{T_j} \right) \phi_k \left( \frac{w}{T_j} \right) \\
&\times \left[ \sum_{r=1}^2 \frac{1}{K_j^{*2}} \sum_{\ell=1}^{K_j^*} \psi_{r,\ell} \left( \frac{t}{T_j} \right) \psi_{r,\ell} \left( \frac{s}{T_j} \right) \psi_{r,\ell} \left( \frac{\tau}{T_j} \right) \psi_{r,\ell} \left( \frac{w}{T_j} \right) (E^* (v_{j,r\ell}^4) - 3) \right. \\
&+ \left( \sum_{r=1}^2 \frac{1}{K_j^*} \sum_{\ell=1}^{K_j^*} \psi_{r,\ell} \left( \frac{t}{T_j} \right) \psi_{r,\ell} \left( \frac{\tau}{T_j} \right) \right) \left( \sum_{a=1}^2 \frac{1}{K_j^*} \sum_{k=1}^{K_j^*} \psi_{a,k} \left( \frac{s}{T_j} \right) \psi_{a,k} \left( \frac{w}{T_j} \right) \right) \\
&+ \left. \left( \sum_{r=1}^2 \frac{1}{K_j^*} \sum_{\ell=1}^{K_j^*} \psi_{r,\ell} \left( \frac{t}{T_j} \right) \psi_{r,\ell} \left( \frac{w}{T_j} \right) \right) \left( \sum_{a=1}^2 \frac{1}{K_j^*} \sum_{k=1}^{K_j^*} \psi_{a,k} \left( \frac{s}{T_j} \right) \psi_{a,k} \left( \frac{\tau}{T_j} \right) \right) \right] \\
&= d_1 + d_2 + d_3.
\end{aligned}$$

For  $d_1$ ,

$$\begin{aligned}
|d_1| &\leq O \left( \frac{1}{K_j^*} \right) \frac{1}{T_j^2} \sum_{t=1}^{T_j} \sum_{s=1}^{T_j} \sum_{\tau=1}^{T_j} \sum_{w=1}^{T_j} \frac{1}{K_j^2} \sum_{\ell=1}^{K_j} \sum_{k=1}^{K_j} \left| \phi_\ell \left( \frac{t}{T_j} \right) \phi_\ell \left( \frac{s}{T_j} \right) \phi_k \left( \frac{\tau}{T_j} \right) \phi_k \left( \frac{w}{T_j} \right) \right| \\
&\times \sum_{r=1}^2 \frac{1}{K_j^*} \sum_{\ell=1}^{K_j^*} \left| \psi_{r,\ell} \left( \frac{t}{T_j} \right) \psi_{r,\ell} \left( \frac{s}{T_j} \right) \psi_{r,\ell} \left( \frac{\tau}{T_j} \right) \psi_{r,\ell} \left( \frac{w}{T_j} \right) \right| \underbrace{\left| E^* (v_{j,r\ell}^4) - 3 \right|}_{<M} \\
&= O \left( \frac{1}{K_j^*} \right).
\end{aligned}$$

For  $d_2$ ,

$$\begin{aligned}
d_2 &= \frac{1}{T_j^2} \sum_{t=1}^{T_j} \sum_{s=1}^{T_j} \sum_{\tau=1}^{T_j} \sum_{w=1}^{T_j} [E(u_{jt}u_{js}u_{j\tau}u_{jw}) - E(u_{jt}u_{js})E(u_{j\tau}u_{jw}) - E(u_{jt}u_{j\tau})E(u_{js}u_{jw}) \\
&\quad - E(u_{jt}u_{jw})E(u_{js}u_{j\tau})] \left( \frac{1}{K_j} \sum_{\ell=1}^{K_j} \phi_\ell \left( \frac{t}{T_j} \right) \phi_\ell \left( \frac{s}{T_j} \right) \right) \left( \frac{1}{K_j} \sum_{k=1}^{K_j} \phi_k \left( \frac{\tau}{T_j} \right) \phi_k \left( \frac{w}{T_j} \right) \right) \\
&\quad \times \left( \sum_{r=1}^2 \frac{1}{K_j^*} \sum_{\ell_1=1}^{K_j^*} \psi_{r,\ell_1} \left( \frac{t}{T_j} \right) \psi_{r,\ell_1} \left( \frac{\tau}{T_j} \right) \right) \left( \sum_{a=1}^2 \frac{1}{K_j^*} \sum_{k_1=1}^{K_j^*} \psi_{a,k_1} \left( \frac{s}{T_j} \right) \psi_{a,k_1} \left( \frac{w}{T_j} \right) \right) \\
&\quad + \frac{1}{T_j^2} \sum_{t=1}^{T_j} \sum_{s=1}^{T_j} \sum_{\tau=1}^{T_j} \sum_{w=1}^{T_j} [E(u_{jt}u_{js})E(u_{j\tau}u_{jw}) + E(u_{jt}u_{j\tau})E(u_{js}u_{jw}) + E(u_{jt}u_{jw})E(u_{js}u_{j\tau})] \\
&\quad \times \left( \frac{1}{K_j} \sum_{\ell=1}^{K_j} \phi_\ell \left( \frac{t}{T_j} \right) \phi_\ell \left( \frac{s}{T_j} \right) \right) \left( \frac{1}{K_j} \sum_{k=1}^{K_j} \phi_k \left( \frac{\tau}{T_j} \right) \phi_k \left( \frac{w}{T_j} \right) \right) \\
&\quad \times \left( \sum_{r=1}^2 \frac{1}{K_j^*} \sum_{\ell=1}^{K_j^*} \psi_{r,\ell} \left( \frac{t}{T_j} \right) \psi_{r,\ell} \left( \frac{\tau}{T_j} \right) \right) \left( \sum_{a=1}^2 \frac{1}{K_j^*} \sum_{k=1}^{K_j^*} \psi_{a,k} \left( \frac{s}{T_j} \right) \psi_{a,k} \left( \frac{w}{T_j} \right) \right) \\
&= d_{21} + d_{22} + d_{23} + d_{24}.
\end{aligned}$$

For  $d_{21}$ , it is easy to show

$$d_{21} = O\left(\frac{1}{T_j}\right)$$

using Assumption 3. For  $d_{22}$ ,

$$\begin{aligned}
d_{22} &= \sum_{r=1}^2 \sum_{a=1}^2 \frac{1}{K_j^{*2}} \sum_{\ell_1=1}^{K_j^*} \sum_{k_1=1}^{K_j^*} \left[ \frac{1}{T_j} \sum_{t=1}^{T_j} \sum_{s=1}^{T_j} E(u_{jt}u_{js}) \left( \frac{1}{K_j} \sum_{\ell=1}^{K_j} \phi_\ell \left( \frac{t}{T_j} \right) \phi_\ell \left( \frac{s}{T_j} \right) \right) \right. \\
&\quad \left. \times \psi_{r,\ell_1} \left( \frac{t}{T_j} \right) \psi_{a,k_1} \left( \frac{s}{T_j} \right) \right]^2.
\end{aligned}$$

Since

$$\begin{aligned}
& \left[ \frac{1}{T_j} \sum_{t=1}^{T_j} \sum_{s=1}^{T_j} E(u_{jt}u_{js}) \left( \frac{1}{K_j} \sum_{\ell=1}^{K_j} \phi_\ell \left( \frac{t}{T_j} \right) \phi_\ell \left( \frac{s}{T_j} \right) \right) \psi_{r,\ell_1} \left( \frac{t}{T_j} \right) \psi_{a,k_1} \left( \frac{s}{T_j} \right) \right]^2 \\
& \leq 2 \left[ \frac{1}{T_j} \sum_{t=1}^{T_j} \sum_{s=1}^{T_j} E(u_{jt}u_{js}) \left( \frac{1}{K_j} \sum_{\ell=1}^{K_j} \phi_\ell \left( \frac{t}{T_j} \right) \phi_\ell \left( \frac{s}{T_j} \right) - 1 \right) \psi_{r,\ell_1} \left( \frac{t}{T_j} \right) \psi_{a,k_1} \left( \frac{s}{T_j} \right) \right]^2 \\
& \quad + 2 \left[ \frac{1}{T_j} \sum_{t=1}^{T_j} \sum_{s=1}^{T_j} E(u_{jt}u_{js}) \psi_{r,\ell_1} \left( \frac{t}{T_j} \right) \psi_{a,k_1} \left( \frac{s}{T_j} \right) \right]^2,
\end{aligned}$$

it suffices to show that

$$\begin{aligned}
d_{221} &= \sum_{r=1}^2 \sum_{a=1}^2 \frac{1}{K_j^{*2}} \sum_{\ell_1=1}^{K_j^*} \sum_{k_1=1}^{K_j^*} \left[ \frac{1}{T_j} \sum_{t=1}^{T_j} \sum_{s=1}^{T_j} E(u_{jt}u_{js}) \left( \frac{1}{K_j} \sum_{\ell=1}^{K_j} \phi_\ell \left( \frac{t}{T_j} \right) \phi_\ell \left( \frac{s}{T_j} \right) - 1 \right) \right. \\
& \quad \left. \times \psi_{r,\ell_1} \left( \frac{t}{T_j} \right) \psi_{a,k_1} \left( \frac{s}{T_j} \right) \right]^2 = o(1)
\end{aligned}$$

and

$$d_{222} = \sum_{r=1}^2 \sum_{a=1}^2 \frac{1}{K_j^{*2}} \sum_{\ell_1=1}^{K_j^*} \sum_{k_1=1}^{K_j^*} \left[ \frac{1}{T_j} \sum_{t=1}^{T_j} \sum_{s=1}^{T_j} E(u_{jt}u_{js}) \psi_{r,\ell_1} \left( \frac{t}{T_j} \right) \psi_{a,k_1} \left( \frac{s}{T_j} \right) \right]^2 = o(1).$$

For  $d_{221}$ , we can show  $d_{221} = o(1)$  using an argument similar to the one to study the term  $B_{11}$  in the proof of Lemma 2.

For  $d_{222}$ ,

$$\begin{aligned}
d_{222} &= \sum_{r=1}^2 \sum_{a=1}^2 \frac{1}{K_j^{*2}} \sum_{\ell_1=1}^{K_j^*} \left[ \frac{1}{T_j} \sum_{t=1}^{T_j} \sum_{s=1}^{T_j} E(u_{jt}u_{js}) \psi_{r,\ell_1} \left( \frac{t}{T_j} \right) \psi_{a,\ell_1} \left( \frac{s}{T_j} \right) \right]^2 \\
& \quad + \sum_{r=1}^2 \sum_{a=1}^2 \frac{1}{K_j^{*2}} \sum_{\ell_1=1}^{K_j^*} \sum_{k_1 \neq \ell_1}^{K_j^*} \left[ \frac{1}{T_j} \sum_{t=1}^{T_j} \sum_{s=1}^{T_j} E(u_{jt}u_{js}) \psi_{r,\ell_1} \left( \frac{t}{T_j} \right) \psi_{a,k_1} \left( \frac{s}{T_j} \right) \right]^2.
\end{aligned}$$

It is straightforward to show that the first term is  $O(1/K_j^*)$ . Suppose that  $L_{3T_j}$  satisfies



$L_{3T_j} \rightarrow \infty$  as  $T_j \rightarrow \infty$  such that  $L_{3T_j}/T_j \rightarrow 0$ . For the second term, we note that

$$\begin{aligned}
& \frac{1}{T_j} \sum_{t=1}^{T_j} \sum_{s=1}^{T_j} E(u_{jt} u_{js}) \psi_{r,\ell_1} \left( \frac{t}{T_j} \right) \psi_{a,k_1} \left( \frac{s}{T_j} \right) \\
&= \sum_{h=-L_{3T_j}}^{L_{3T_j}} \frac{1}{T_j} \sum_{1 \leq t, t+h \leq T_j} \gamma_j(h) \psi_{r,\ell_1} \left( \frac{t}{T_j} \right) \psi_{a,k_1} \left( \frac{t+h}{T_j} \right) \\
&+ \sum_{L_{3T_j} < |h| < T_j} \frac{1}{T_j} \sum_{1 \leq t, t+h \leq T_j} \gamma_j(h) \psi_{r,\ell_1} \left( \frac{t}{T_j} \right) \psi_{a,k_1} \left( \frac{t+h}{T_j} \right) \\
&= d_{2221} + d_{2222}.
\end{aligned}$$

For  $d_{2222}$ ,

$$\begin{aligned}
|d_{2222}| &\leq \frac{1}{L_{3T_j}} \sum_{L_{3T_j} < |h| < T_j} |\gamma_j(h)| |h| \frac{1}{T_j} \sum_{1 \leq t, t+h \leq T_j} \left| \psi_{r,\ell_1} \left( \frac{t}{T_j} \right) \psi_{a,k_1} \left( \frac{t+h}{T_j} \right) \right| \\
&= o(1).
\end{aligned}$$

For  $d_{2221}$ ,

$$\begin{aligned}
|d_{2221}| &= \left| \sum_{h=-L_{3T_j}}^{L_{3T_j}} \gamma_j(h) \frac{1}{T_j} \sum_{1 \leq t, t+h \leq T_j} \psi_{r,\ell_1} \left( \frac{t}{T_j} \right) \left( \psi_{a,k_1} \left( \frac{t}{T_j} \right) + \psi'_{a,k_1} \left( \frac{t+\tilde{h}}{T_j} \right) \frac{h}{T_j} \right) \right| \\
&= \sum_{h=-L_{3T_j}}^{L_{3T_j}} |\gamma_j(h)| \left| \frac{1}{T_j} \sum_{1 \leq t, t+h \leq T_j} \psi_{r,\ell_1} \left( \frac{t}{T_j} \right) \psi_{a,k_1} \left( \frac{t}{T_j} \right) \right| \\
&+ O \left( \frac{1}{T_j} \right) \sum_{h=-L_{3T_j}}^{L_{3T_j}} |\gamma_j(h)| |h| \left| \frac{1}{T_j} \sum_{1 \leq t, t+h \leq T_j} \psi_{r,\ell_1} \left( \frac{t}{T_j} \right) \psi'_{a,k_1} \left( \frac{t+\tilde{h}}{T_j} \right) \right| \\
&= o(1).
\end{aligned}$$

For the first term in the second equation, let's focus on the case that  $h \geq 0$ . Since  $\frac{L_{3T_j}}{T_j} \rightarrow 0$  and  $|h| \leq L_{3T_j}$ ,

$$\frac{1}{T_j} \sum_{1 \leq t, t+h \leq T_j} \psi_{r,\ell_1} \left( \frac{t}{T_j} \right) \psi_{a,k_1} \left( \frac{t}{T_j} \right) = \int_0^{1-\frac{h}{T_j}} \psi_{r,\ell_1}(x) \psi_{a,k_1}(x) dx = o(1)$$

by Lemma 1 (iii).

For  $D_3$ ,

$$\begin{aligned}
D_3 &= \left( \sqrt{T_j} \bar{u}_j \right)^2 \frac{1}{K_j} \sum_{\ell=1}^{K_j} \left( \frac{1}{T_j} \sum_{t=1}^{T_j} \phi_\ell \left( \frac{t}{T_j} \right) \eta_{jt} \right) \left( \frac{1}{T_j} \sum_{s=1}^{T_j} \phi_\ell \left( \frac{s}{T_j} \right) \eta_{js} \right) \\
&\leq \left( \sqrt{T_j} \bar{u}_j \right)^2 \underbrace{\sqrt{\frac{1}{K_j} \sum_{\ell=1}^{K_j} \left( \frac{1}{T_j} \sum_{t=1}^{T_j} \phi_\ell \left( \frac{t}{T_j} \right) \eta_{jt} \right)^2}}_{:=e_1=o_{P^*}(1) \text{ in probability}} \sqrt{\frac{1}{K_j} \sum_{\ell=1}^{K_j} \left( \frac{1}{T_j} \sum_{s=1}^{T_j} \phi_\ell \left( \frac{s}{T_j} \right) \eta_{js} \right)^2} \\
&= o_{P^*}(1),
\end{aligned}$$

in probability. To show  $e_1 = o_{P^*}(1)$ , in probability, it suffices to show that  $E(E^*(e_1^2)) = o(1)$ .

$$\begin{aligned}
E^*(e_1^2) &= \frac{1}{K_j} \sum_{\ell=1}^{K_j} \frac{1}{T_j^2} \sum_{t=1}^{T_j} \sum_{s=1}^{T_j} \phi_\ell \left( \frac{t}{T_j} \right) \phi_\ell \left( \frac{s}{T_j} \right) E^*(\eta_{jt} \eta_{js}) \\
&= \frac{1}{K_j K_j^*} \sum_{\ell=1}^{K_j} \sum_{\ell_1=1}^{K_j^*} \left[ \left( \frac{1}{T_j} \sum_{t=1}^{T_j} \phi_\ell \left( \frac{t}{T_j} \right) \psi_{1,\ell_1} \left( \frac{t}{T_j} \right) \right)^2 + \left( \frac{1}{T_j} \sum_{t=1}^{T_j} \phi_\ell \left( \frac{t}{T_j} \right) \psi_{2,\ell_1} \left( \frac{t}{T_j} \right) \right)^2 \right] \\
&= e_{11} + e_{12}.
\end{aligned}$$

Assume  $K_j$  is a even number for simplicity. Since

$$\phi_{2\ell-1}(x) = \sqrt{2} \psi_{1,\ell}(x), \quad \phi_{2\ell}(x) = \sqrt{2} \psi_{2,\ell}(x),$$

$$\begin{aligned}
e_{11} &= \frac{1}{K_j K_j^*} \sum_{\ell=1}^{K_j/2} \sum_{\ell_1=1}^{K_j^*} \left[ \left( \frac{1}{T_j} \sum_{t=1}^{T_j} \phi_{2\ell-1} \left( \frac{t}{T_j} \right) \psi_{1,\ell_1} \left( \frac{t}{T_j} \right) \right)^2 + \left( \frac{1}{T_j} \sum_{t=1}^{T_j} \phi_{2\ell} \left( \frac{t}{T_j} \right) \psi_{1,\ell_1} \left( \frac{t}{T_j} \right) \right)^2 \right] \\
&= \frac{2}{K_j K_j^*} \sum_{\ell_1=1}^{\min(K_j/2, K_j^*)} \left( \frac{1}{T_j} \sum_{t=1}^{T_j} \psi_{1,\ell_1}^2 \left( \frac{t}{T_j} \right) \right)^2 + o(1) \\
&= o(1)
\end{aligned}$$

with  $K_j, K_j^* \rightarrow \infty$ , where we use the orthonormality of  $\{\psi_{r,\ell}(x)\}$  in Lemma 1. We can use the same argument to prove  $e_{12} = o(1)$ . Thus, we have  $E(E^*(e_1^2)) = o(1)$ .

For  $D_2$ ,

$$\begin{aligned}
D_2 &= 2\sqrt{T_j}\bar{u}_j \frac{1}{K_j} \sum_{\ell=1}^{K_j} \left( \frac{1}{T_j} \sum_{t=1}^{T_j} \phi_\ell \left( \frac{t}{T_j} \right) \eta_{jt} \right) \left( \frac{1}{\sqrt{T_j}} \sum_{s=1}^{T_j} \phi_\ell \left( \frac{s}{T_j} \right) u_{js} \eta_{js} \right) \\
&\leq 2\sqrt{T_j}\bar{u}_j \underbrace{\sqrt{\frac{1}{K_j} \sum_{\ell=1}^{K_j} \left( \frac{1}{T_j} \sum_{t=1}^{T_j} \phi_\ell \left( \frac{t}{T_j} \right) \eta_{jt} \right)^2}}_{=o_{P^*}(1), \text{ in probability, as shown above}} \underbrace{\sqrt{\frac{1}{K_j} \sum_{\ell=1}^{K_j} \left( \frac{1}{\sqrt{T_j}} \sum_{s=1}^{T_j} \phi_\ell \left( \frac{s}{T_j} \right) u_{js} \eta_{js} \right)^2}}_{:=d_2=O_{P^*}(1)} \\
&= o_{P^*}(1),
\end{aligned}$$

where we have  $d_2 = O_{P^*}(1)$  because

$$\begin{aligned}
E(E^*(d_2^2)) &\leq O(1) \frac{1}{K_j} \sum_{\ell=1}^{K_j} \frac{1}{T_j} \sum_{t=1}^{T_j} \sum_{s=1}^{T_j} \phi_\ell \left( \frac{t}{T_j} \right) \phi_\ell \left( \frac{s}{T_j} \right) |E(u_{jt}u_{js})| \\
&= O(1).
\end{aligned}$$

Therefore,

$$\hat{\Omega}_j^* - \hat{\Omega}_j = o_{P^*}(1),$$

in probability, which completes the proof as shown in (25). □

## References

- Andrews, D. W. K. (1991). Heteroskedasticity and autocorrelation consistent covariance matrix estimation. *Econometrica*, 59:817–858.
- Andrews, D. W. K. and Monahan, J. C. (1992). An improved heteroskedasticity and autocorrelation consistent covariance matrix estimator. *Econometrica*, 60:953–966.
- Bakirov, N. K. (1998). Nonhomogeneous samples in the behrens-fisher problem. *Journal of Mathematical Sciences*, 89(5):1460–1467.
- Bell, R. M. and McCaffrey, D. F. (2002). Bias reduction in standard errors for linear regression with multi-stage samples. *Survey Methodology*, 28(2):169–182.
- Bertrand, M., Duflo, E., and Mullainathan, S. (2004). How much should we trust differences-in-differences estimates? *Quarterly Journal of Economics*, 119(1):249–275.
- Bloom, N., Liang, J., Roberts, J., and Ying, Z. J. (2015). Does working from home work? evidence from a chinese experiment. *Quarterly Journal of Economics*, 130(1):165–218.
- Chen, X., Liao, Y., and Sun, Y. (2014). Sieve inference on possibly misspecified semi-nonparametric time series models. *Journal of Econometrics*, 178(3):639–658.
- Clarida, R., Gali, J., and Gertler, M. (2000). Monetary policy rules and macroeconomic stability: evidence and some theory. *Quarterly Journal of Economics*, 115(1):147–180.
- Cogley, T. and Sargent, T. J. (2005). Drifts and volatilities: monetary policies and outcomes in the post wwii us. *Review of Economic Dynamics*, 8(2):262–302.
- Conley, T., Gonçalves, S., Kim, M. S., and Perron, B. (2023). Bootstrap inference under cross sectional dependence. *Quantitative Economics*, 14(2):511–569.
- Şahin, A., Song, J., Topa, G., and Violante, G. L. (2014). Mismatch unemployment. *American Economic Review*, 104(11):3529–3564.
- Djogbenou, A., Gonçalves, S., and Perron, B. (2015). Bootstrap inference in regressions with estimated factors and serial correlation. *Journal of Time Series Analysis*, 36(3):481–502.
- Donald, S. G. and Lang, K. (2007). Inference with difference-in-differences and other panel data. *Review of Economics and Statistics*, 89(2):221–233.
- Fama, E. F., Fisher, L., Jensen, M. C., and Roll, R. (1969). The adjustment of stock prices to new information. *International Economic Review*, 10(1):1–21.

- Hansen, B. E. (2001). The new econometrics of structural change: Dating breaks in us labor productivity. *Journal of Economic Perspectives*, 15(4):117–128.
- Hounyo, U. (2023). A wild bootstrap for dependent data. *Econometric Theory*, 39:264–289.
- Hounyo, U. and Lin, J. (2025). Wild bootstrap inference with multiway clustering and serially correlated time effects. *Journal of Business & Economic Statistics*, pages 1–12. just-accepted.
- Ibragimov, R. and Müller, U. K. (2016). Inference with few heterogeneous clusters. *Review of Economics and Statistics*, 98(1):83–96.
- Imbens, G. W. and Kolesar, M. (2016). Robust standard errors in small samples: Some practical advice. *Review of Economics and Statistics*, 98(4):701–712.
- Kiefer, N. and Vogelsang, T. (2002). Heteroskedasticity-autocorrelation robust standard errors using the bartlett kernel without truncation. *Econometrica*, 70(5):2093–2095.
- Kiefer, N. and Vogelsang, T. (2005). A new asymptotic theory for heteroskedasticity-autocorrelation robust tests. *Econometric Theory*, 21(6):1130–1164.
- Kiefer, N. M., Vogelsang, T. J., and Bunzel, H. (2000). Simple robust testing of regression hypotheses. *Econometrica*, 68(3):695–714.
- Lazarus, E., Lewis, D. J., and Stock, J. H. (2021). The size-power tradeoff in har inference. *Econometrica*, 89(5):2497–2516.
- Lazarus, E., Lewis, D. J., Stock, J. H., and Watson, M. W. (2018). Har inference: Recommendations for practice. *Journal of Business & Economic Statistics*, 36(4):541–559.
- Leucht, A. and Neumann, M. H. (2013). Dependent wild bootstrap for degenerate u-and v-statistics. *Journal of Multivariate Analysis*, 117:257–280.
- Müller, U. K. (2007). A theory of robust long-run variance estimation. *Journal of Econometrics*, 141(2):1331–1352.
- Newey, W. K. and West, K. D. (1987). A simple, positive semidefinite, heteroskedasticity and autocorrelation consistent covariance matrix. *Econometrica*, 55:703–708.
- Perron, P. (1989). The great crash, the oil price shock, and the unit root hypothesis. *Econometrica*, pages 1361–1401.

- Phillips, P. C. B. (2005). Hac estimation by automated regression. *Econometric Theory*, 21:116–142.
- Rho, S. and Vogelsang, T. J. (2021). Inference in time series models using smoothed-clustered standard errors. *Journal of Econometrics*, 224(1):113–133.
- Shao, X. (2010). The dependent wild bootstrap. *Journal of the American Statistical Association*, 105(489):218–235.
- Sun, Y. (2011). Robust trend inference with series variance estimator and testing-optimal smoothing parameter. *Journal of Econometrics*, 164:345–366.
- Sun, Y. (2013). Heteroscedasticity and autocorrelation robust f test using orthonormal series variance estimator. *Econometrics Journal*, 16:1–26.
- Sun, Y. (2014). Let’s fix it: Fixed-b asymptotics versus small-b asymptotics in heteroskedasticity and autocorrelation robust inference. *Journal of Econometrics*, 178:659–677.
- Sun, Y., Phillips, P. C. B., and Jin, S. (2008). Optimal bandwidth selection in heteroskedasticity-autocorrelation robust testing. *Econometrica*, 76:175–194.
- Welch, B. L. (1947). The generalization of ‘student’s’ problem when several different population variances are involved. *Biometrika*, 34(1–2):28–35.
- Wu, C. F. J. (1986). Jackknife, bootstrap and other resampling methods in regression analysis. *Annals of Statistics*, 14:1261–1295.