

RoomPilot: Controllable Synthesis of Interactive Indoor Environments via Multimodal Semantic Parsing

Wentang Chen^{1*} Shougao Zhang^{1*} Yiman Zhang¹ Tianhao Zhou¹ Ruihui Li^{1†}

¹School of Information Science and Engineering, Hunan University

b241000657@hnu.edu.cn, zhangshougao@hnu.edu.cn,

zhangyiman@hnu.edu.cn, butter@hnu.edu.cn, liruihui@hnu.edu.cn

* Equal contribution. † Corresponding author.

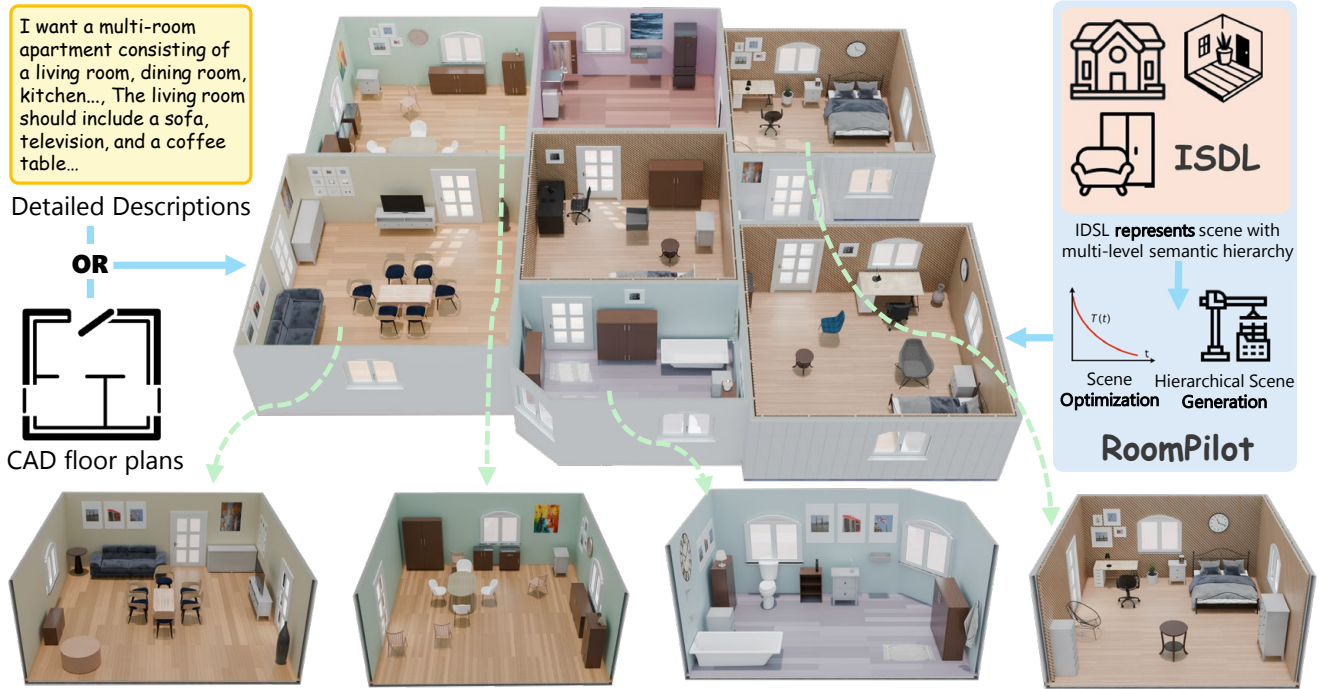


Figure 1. Overview of **RoomPilot**. Given text instructions or CAD floor plans, RoomPilot produces controllable and structurally coherent multi-room indoor scenes. It parses inputs into an IDSL semantic hierarchy and refines layouts using self-regulating optimization before generating final 3D scenes.

Abstract

Generating controllable and interactive indoor scenes is fundamental to applications in game development, architectural visualization, and embodied AI training. Yet existing approaches either handle a narrow range of input modalities or rely on stochastic processes that hinder controllability. To overcome these limitations, we introduce RoomPilot, a unified framework that parses diverse multi-modal inputs—textual descriptions or CAD floor plans—into an Indoor Domain-Specific Language (IDSL) for indoor structured scene generation. The key insight is that a well-designed IDSL can act as a shared semantic representation,

enabling coherent, high-quality scene synthesis from any single modality while maintaining interaction semantics. In contrast to conventional procedural methods that produce visually plausible but functionally inert layouts, RoomPilot leverages a curated dataset of interaction-annotated assets to synthesize environments exhibiting realistic object behaviors. Extensive experiments further validate its strong multi-modal understanding, fine-grained controllability in scene generation, and superior physical consistency and visual fidelity, marking a significant step toward general-purpose controllable 3D indoor scene generation.

1. Introduction

The generation of indoor scenes has widespread applications in fields such as embodied artificial intelligence, robot training, augmented reality, and game development. Recent advances in technologies like diffusion models and Neural Radiance Fields (NeRF) have made it possible to generate high-quality 3D content. However, applying these technologies to produce complete indoor scenes remains a significant challenge, as it requires coordinating geometric consistency across multiple rooms, maintaining semantic coherence, and supporting practically usable interactivity.

Existing methods for indoor scene generation fall into three categories. Procedural generation techniques [4, 15] create functional environments through predefined rules but lack diversity and cannot interpret natural language inputs. Neural generation methods [12, 21] enable high-quality single-room synthesis with text control but are limited to isolated rooms and fail to generate cohesive multi-room layouts. NeRF-based methods [10] can produce large-scale environments but suffer from geometric inconsistencies and accumulated structural drift. Beyond these individual limitations, a system-level comparison (Table 1) reveals deeper structural gaps across existing approaches. Most methods support only partial controllability, offer limited or no interactivity, and lack compatibility with CAD tools. Their representations—typically scene graphs, object tokens, or implicit neural features—are not designed to encode architectural logic or multi-level functional relationships, making it difficult to ensure coherent multi-room layouts or practically usable spatial semantics. As a result, generated scenes often remain static, non-operable, and unsuitable for embodied AI applications that require object-level functionality.

Our key insight is that the core difficulty in indoor scene generation lies not merely in synthesizing visually plausible geometry but in coordinating multi-scale spatial, functional, and aesthetic factors, similar to the rule systems followed by professional interior designers. Based on this observation, we propose IDSL (Indoor Domain-specific Language), a unified intermediate representation that translates user intentions—provided through text descriptions, CAD floor plans, or both—into structured semantic and geometric design specifications. These specifications are then optimized through a self-regulating, energy-based generation process that produces complete multi-room layouts with consistent structure, functionality, and semantics.

- We introduce the *Indoor Domain-specific Language (IDSL)*, a unified intermediate representation that translates multi-modal inputs (text descriptions and CAD drawings) into structured semantic and geometric design specifications, enabling a controllable bridge from user intentions to scene generation.

- We propose a self-regulating, energy-based hierarchical generation process that progressively organizes scenes from suite-level layout to room-level structure and object-level detail, producing coherent and functionally meaningful multi-room environments.
- We present a large-scale system for interactive scene generation, supported by an extensive annotated asset library and an interactive asset repository. Comprehensive evaluations show significant improvements in controllability, completeness, and interactivity over existing methods.

2. Related Work

2.1. Procedural Based Scene Generation

Procedural Content Generation (PCG) has seen extensive research for generating both outdoor and indoor 3D scenes [5, 9, 15, 16, 18, 29, 30]. Infinigen Indoors [15] is capable of generating infinite indoor scenes, but it lacks the ability to customize and generate interactive scenes based on user input. RoomCraft [30] can generate complete indoor scenes from multiple modalities, but its process is uncontrollable, limiting precise customization and embodied interaction. ProcTHOR [5] supports infinite interactive indoor scene generation, yet lacks user-driven customization and produces low-quality scenes.

2.2. Neural Single-Room Generation

Recent works have explored using neural models for single-room generation [8, 12, 14, 17, 21]. DiffuScene [21] applies diffusion on unordered object sets for diverse and realistic 3D scene synthesis while InstructScene [12] uses a semantic graph prior and layout decoder to generate controllable 3D scenes from language instructions. LayoutGPT [8] adopts Large Language Models (LLMs) as visual planners to generate structured 2D/3D layouts. These models generate visually realistic scenes with precise text-based control. However, they are restricted to single-room layouts, lack integration with CAD data and asset retrieval mechanisms, and exhibit limited scalability to complex, multi-room environments.

2.3. Large-Scale Scene Generation

A recent line of work has focused on generating large-scale scenes [6, 7, 10, 11, 23, 28]. Ctrl-Room [7] and SceneCraft [23] generate 3D room meshes using layout guidance, while Ctrl-Room [7] using layout diffusion and panoramic NeRFs, and SceneCraft [23] combining bounding-box layouts with 2D diffusion and distillation. Text2Room [10] generates textured 3D room meshes by iteratively fusing multi-view images synthesized from text prompts using inpainting and monocular depth estimation. While these models are capable of producing expansive environments, they often suffer from geometric inconsistencies, error accumu-

Method	Representation	Multi-room	Controllability	CAD / Tool	Functional Usability	Input Modalities	Paradigm
ATISS [14]	Seq. of object tokens / boxes	✗	✗	✗	✗	Scene graph / category tokens	Autoregressive (Transformer)
DiffuScene [21]	Unordered set of object attributes	✗	✓	✗	✗	Text (+ partial scene)	Diffusion
PhyScene [24]	Layout w/ physics-guided guidance	✓	✓	✗	✓	Text / task priors	Diffusion
Infinigen Indoors [15]	Procedural code in Blender	✓	✗	✓	✓	Procedural spec	Rule-based
ProcTHOR [5]	Programmatic API / scenes	✓	✗	✓	✓	API spec	Rule-based
MetaScenes [27]	Scan-to-sim pipeline / asset replacement	✓	✗	✓	✓	Scan + CAD assets	Mixed
ACDC [3]	Image-to-sim scene (digital cousins)	✓	✗	✓	✓	Image	Vision-based
Architect [22]	Text-graph hybrid / hierarchical design	✓	✓	✓	✓	Text + 3D graph	Mixed
LayoutGPT [8]	Layout tokens	✓	✓	✓	✓	Text	LLM
Holodeck [25]	LLM plan + asset placement	✓	✓	✓	✓	Text + Sketch	LLM
I-Design [2]	Structured layout (text + CAD)	✓	✓	✓	✓	Text + CAD	LLM
LayoutVLM [20]	VLM-based layout (diff. optimization)	✓	✓	✓	✓	Text + Image + 3D	LLM(+Opt)
SceneWeaver [26]	Tool-based hybrid (planner + graphs)	✓	✓	✓	✓	Text (+ others via tools)	Hybrid (agentic)
RoomPilot (Ours)	IDSL (multi-Level semantic hierarchy)	✓	✓	✓	✓	Text + CAD	Hybrid (IDSL + LLM)

Table 1. **Comparison of different scene synthesis methods.** Existing approaches focus on specific aspects such as visual fidelity or single-room generation, while few support controllability, and CAD-level integration—motivating our unified RoomPilot.

lation, and a lack of architectural structure constraints, limiting their practicality for generating realistic and structurally sound scenes.

2.4. Intermediate Representations and Constraint Optimization

Recent advances in scene generation have explored intermediate representations such as scene graphs [1, 2, 12, 21] and layout optimization [7, 8, 13, 14, 23, 25]. I-Design [2] employs LLM agents to convert free-form text into scene graphs, optimize object layouts, and retrieve assets for personalized 3D interiors. ATISS [14] models scene synthesis as autoregressive set generation with transformers, while SceneTeller [13] uses in-context learning and 3D Gaussian Splatting to produce controllable and consistent scenes. These methods provide a structured way to model object relationships and spatial constraints, improving control over scene generation. However, they remain limited by the complexity of integrating diverse scene components.

In contrast, our IDSL offers a unified representation that is more closely aligned with the design process, providing greater flexibility for generating complex, multimodal indoor environments. IDSL unifies multimodal input parsing, constraint modeling, and hierarchical generation. It achieves, for the first time, end-to-end generation from CAD drawings to fully interactive suites, offering a comprehensive solution for controlled scene creation.

3. Method

Given a user’s natural-language description T and a CAD floor plan F , our goal is to generate a complete 3D indoor scene S that integrates architectural structures (walls, doors, windows) and furniture arrangements while ensuring geometric consistency, semantic coherence, and functional interactivity. As illustrated in Figure 2, our framework consists of three main stages: **(1) Cross-Modal Semantic Parsing:** The textual description T and floor plan F are processed by a large language model and a geometric parser, respectively, to produce the initial IDSL configuration S_0 .

(2) Self-Regulating Scene Optimization: A self-regulating, annealing-based energy evolution mechanism dynamically balances structural stability and semantic alignment, performing global optimization of spatial layouts and object interactions within the IDSL representation. **(3) Hierarchical Scene Generation:** The optimized IDSL is instantiated into complete architectural structures, furniture assets, and their spatial relationships in 3D space. The key innovation lies in using IDSL as a unified semantic interface, which decouples the expression of design intent from its physical realization, allowing each stage to be optimized independently while maintaining global scene consistency.

3.1. Cross-Modal Semantic Parsing

3.1.1. Text Description Parsing

Given a textual scene description T , we use GPT-4 to extract entities and relations and convert them into an initial IDSL configuration S_0 . The parsing pipeline consists of: (1) lexical-semantic extraction of objects, rooms, and attributes; (2) relation recovery for spatial, functional, and hierarchical dependencies; and (3) semantic structuring into a graph that is normalized into IDSL rules and parameters for downstream optimization.

3.1.2. CAD Floor Plan Parsing

CAD floor plans (DXF/DWG) are processed by a geometric parser that identifies room boundaries, dimensions, openings, and furniture symbols. The resulting geometric structure is fused with text-derived semantics to form the unified IDSL configuration S_0 . Any inconsistencies between the inputs are resolved via rule-based heuristics or user confirmation, ensuring both structural correctness and semantic coherence. See appendix A for more details about cross-modal semantic parsing.

3.2. IDSL Representation

Existing representations for indoor scenes, such as scene graphs [2], bounding boxes, and voxels, exhibit inherent

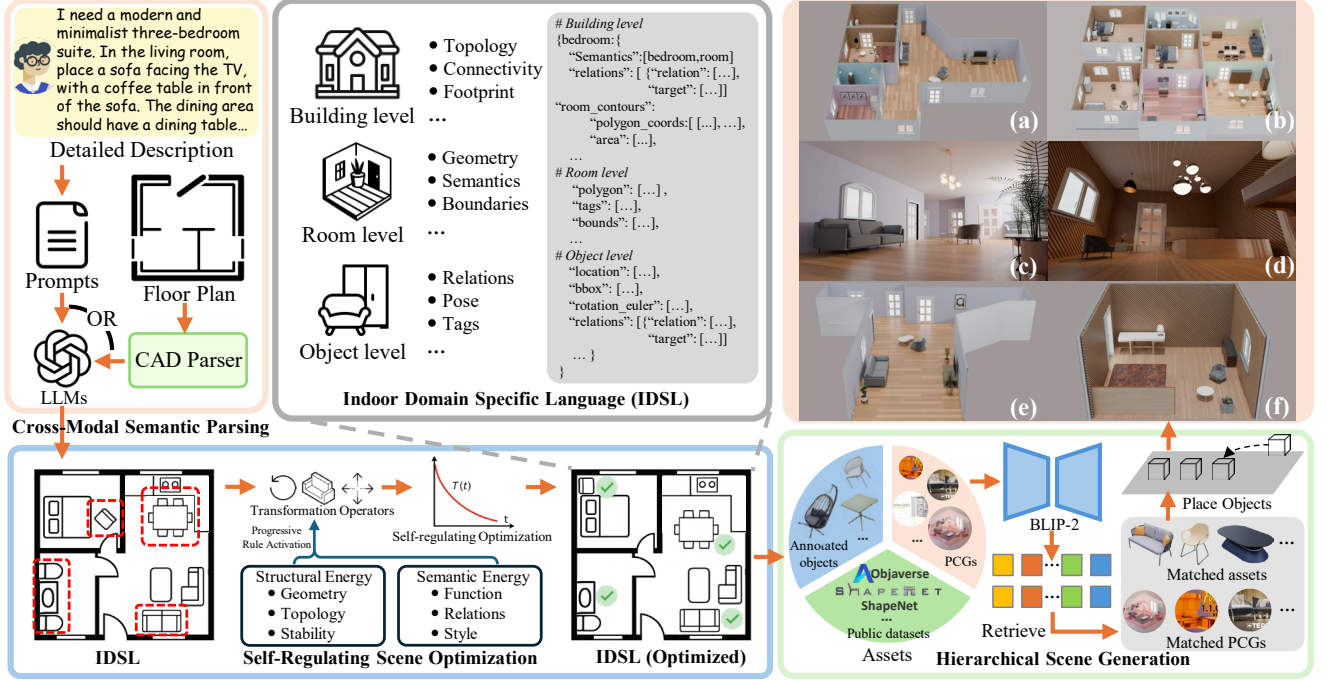


Figure 2. **RoomPilot** takes either text descriptions or CAD floor plans as input, parses them into a unified IDSL representation, optimizes multi-room layouts by a self-regulating energy-based process, and retrieves appropriate assets to generate interactive 3D indoor scenes.

limitations. Highly abstract representations make it difficult to inject design knowledge and encode functional or semantic intent, while overly concrete geometric forms hinder optimization and generalization, limiting flexibility and scalability in scene generation.

To overcome these challenges, we propose IDSL, a domain-specific language that treats indoor scene synthesis as a compilation problem, translating high-level design specifications into executable scene configurations. Unlike existing representations that impose a rigid dichotomy between highly abstract forms (e.g., scene graphs) and overly concrete geometric encodings (e.g., voxels or bounding boxes), IDSL operates at an intermediate semantic layer that is both expressive enough to capture design intent and structured enough to support efficient computation. It provides a unified interface for heterogeneous inputs such as natural language and CAD floor plans, offers structured semantic and geometric specifications that eliminate the need for ad-hoc constraint injection, and maintains a human-readable, bidirectionally editable syntax that supports both automated generation and manual refinement.

Multi-Level Semantic Hierarchy. IDSL is a hierarchical and formal modeling framework for precise and controllable representation of indoor scenes. It is grounded in constraint logic programming and adopts a declarative syntax to enable structured and interpretable modeling of complex spatial layouts. IDSL defines a three-level semantic hierarchy—Building Level, Room Level, and Ob-

ject Level—each deliberately designed according to architectural principles. The Building Level ensures structural completeness and global spatial topology; the Room Level captures functional zoning and intra-room organization; and the Object Level governs fine-grained furniture configuration. Each level corresponds to distinct design objectives and optimization rules that are difficult to merge or further subdivide, making the three-level structure both necessary and well-aligned with practical indoor scene design workflows.

At the *Building Level*, IDSL captures the global spatial topology and geometric configuration. It models inter-room connectivity using a graph representation, where nodes denote rooms and edges represent physical connections. Geometric boundaries are defined by two-dimensional polygons, allowing accurate modeling of concave and complex room shapes. Structural constraints, such as valid wall geometry and door/window openings, ensure architectural feasibility and compliance with construction logic.

At the *Room Level*, IDSL focuses on spatial semantics and functional intent. Each room is characterized by its functional category (e.g., bedroom, living room), stylistic preferences, and an object list that maintains furniture entities and their interrelations. This level introduces a semantic labeling system that maps natural language design requirements into computable constraint expressions, effectively bridging user intent and algorithmic generation. As a result, the system not only understands what type of room

is being described, but also how it should be organized.

At the *Object Level*, IDSL provides the finest granularity of modeling. Each object includes a semantic category, physical attributes (such as size, material, and color), spatial and semantic relationships with other entities, and interaction properties (e.g., rotation, translation, or articulation). This level employs a factory-based generation mechanism that supports parameterized instantiation and semantic inheritance, ensuring both scalability and consistency across assets.

Rule and Factor Definition. IDSL defines a set of atomic factors and rules that describe geometric, spatial, and semantic relationships among objects. These rules capture constraints such as non-overlap, spatial alignment, or functional placement, where each rule is associated with a compatibility or deviation measure indicating how well the current configuration satisfies it. The full collection of IDSL rules serves as the structural and semantic factors that form the dual energy channels used in our self-regulating optimization (Section 3.3), enabling IDSL to act as an executable bridge between high-level design intent and low-level scene configuration. See appendix C for more explanation about IDSL.

3.3. Self-Regulating Scene Optimization

Most scene-optimization frameworks treat layout synthesis as a constraint satisfaction problem with manually weighted penalties, making the optimization sensitive to weight tuning and limiting the ability to incorporate semantics in a structured manner. We instead formulate scene generation as a *self-regulating energy evolution process*, where geometric stability and semantic organization emerge from the interaction of two adaptive energy channels constructed from IDSL factors.

Given an initial IDSL configuration \mathcal{S}_0 (Section 3.1) and its hierarchical rule set (Section 3.2), our optimizer refines \mathcal{S}_0 into an optimized configuration \mathcal{S}^* with jointly converged structural and semantic energies.

Dual-Channel Energy Dynamics. We define a time-dependent total energy

$$\mathcal{E}(\mathcal{S}, t) = \alpha_{\text{struct}}(t) \mathcal{E}_{\text{struct}}(\mathcal{S}) + \alpha_{\text{sem}}(t) \mathcal{E}_{\text{sem}}(\mathcal{S}), \quad (1)$$

where $\mathcal{E}_{\text{struct}}$ aggregates IDSL factors related to geometric regularity, contact stability, accessibility, and topological consistency, and \mathcal{E}_{sem} aggregates factors corresponding to functional relations, object-group organization, directional cues, and stylistic intent.

The coefficients $\alpha_{\text{struct}}(t)$ and $\alpha_{\text{sem}}(t)$ act as a dynamic balancing controller: the optimization initially places more emphasis on structural coherence and gradually shifts attention toward semantic refinement as the scene stabilizes.

Unlike traditional hard-soft constraint formulations, both structural and semantic considerations are modeled as continuously graded energy fields rather than binary feasibility conditions, enabling smooth and interpretable transitions between design stages.

Progressive Rule Activation. To prevent early entanglement between heterogeneous objectives, we partition IDSL rules into groups

$$\{\mathcal{R}^{(1)}, \dots, \mathcal{R}^{(L)}\}, \quad (2)$$

each corresponding to a different level of spatial reasoning. Early groups focus on structural aspects such as collision removal and boundary alignment; intermediate groups introduce functional organization and activity zones; late groups capture stylistic coherence and fine-grained aesthetic adjustments.

At iteration t , the active rule set is

$$\mathcal{R}(t) = \bigcup_{l=1}^{\kappa(t)} \mathcal{R}^{(l)}, \quad (3)$$

where the stage index $\kappa(t)$ increases when the system exhibits stable local behavior under the currently active rules. This staged activation produces a clear structural-functional-aesthetic evolution trajectory and aligns naturally with the three-level IDSL hierarchy.

Adaptive Annealing with Self-Feedback. At each iteration, a candidate configuration \mathcal{S}' is generated by applying a transformation operator Ω (e.g., object translation, rotation, swap, or group-level adjustment) sampled from a time-varying distribution:

$$p_i(t) = \frac{\beta_i(t)}{\sum_j \beta_j(t)}, \quad \beta_i(t) = \beta_i^{(0)}(1 - \rho(t))^{\gamma_i}, \quad (4)$$

where $p_i(t)$ is the probability of selecting operator i , $\beta_i^{(0)}$ is its initial importance, γ_i controls its decay, and $\rho(t)$ is a rule-alignment score measuring how well the current configuration satisfies the active rule set $\mathcal{R}(t)$.

The same feedback signal modulates a stochastic temperature:

$$T(t) = T_0(1 - \rho(t))^\delta, \quad (5)$$

where δ controls the temperature decay schedule. It encourages exploration when structural inconsistencies are prevalent (low $\rho(t)$) and promotes deterministic refinement once the scene approaches structural and functional stability (high $\rho(t)$).

Proposal acceptance follows a dual-channel principle. Modifications that improve structural stability (i.e., reduce

$\mathcal{E}_{\text{struct}}$) are always accepted, ensuring monotonic convergence in geometry. For changes that primarily affect semantic organization while preserving structural soundness, acceptance is determined by a temperature-controlled probability based on the change in semantic energy \mathcal{E}_{sem} and the current temperature $T(t)$. This mechanism preserves flexibility for high-level semantic refinement without compromising structural robustness.

Localized Evaluation and Convergence. To maintain scalability, we adopt a neighborhood-differential evaluation scheme. Let \mathcal{N} denote the set of modified objects, and let $\text{adj}(\mathcal{N})$ be their spatial or relational neighborhood. We approximate the energy change as

$$\Delta\mathcal{E} \approx \sum_{r \in \text{adj}(\mathcal{N})} (\mathcal{E}'_r - \mathcal{E}_r), \quad (6)$$

where \mathcal{E}_r and \mathcal{E}'_r are the local energy contributions before and after modification, respectively. r indexes local energy factors affected by the modified objects. This locality-aware update significantly reduces redundant computation and provides fine-grained interpretability of how individual rules and entities influence the optimization process.

The optimization terminates when both structural drift and semantic variation plateau, and further rule-group activation yields negligible energy changes. The result is a structurally stable and semantically coherent configuration \mathcal{S}^* , synthesized through a unified, self-regulating energy-based formulation grounded in IDSL. See appendix B for more details about the optimization process.

3.4. Hierarchical Indoor Scene Generation

We instantiate IDSL through a compact three-level generation pipeline—*building*, *room*, and *object*—which ensures controllability, modularity, and architectural consistency (additional details are provided in the supplementary material).

Apartment-Level Structural Synthesis. Given room polygons $\mathcal{P} = \{P_i\}$ and connectivity graph \mathcal{G} from IDSL, we synthesize the global architectural shell using a topology-aware procedural generator:

$$\mathcal{W} = \text{PCG}_{\text{wall}}(\mathcal{P}, \mathcal{G}, \theta_{\text{struct}}), \quad (7)$$

which performs adaptive tessellation and guarantees watertight, structurally valid wall geometry. Implementation details appear in the Appendix D.

Room-Level Opening and Envelope Construction. For each room, functional openings (doors, windows) are instantiated using Boolean operations:

$$\mathcal{W}'_i = \mathcal{W}_i \setminus \bigcup_j \mathcal{O}_j, \quad (8)$$

followed by parametric generators that produce opening geometry and materials with editable presets. This yields construction-valid room envelopes; the preset library is shown in the supplementary material.

Object-Level Population with Hybrid Asset Ecosystem. We populate rooms using a hybrid ecosystem combining: (1) a curated static corpus of **9271 annotated indoor assets** across **151 categories** (semantic tags, BLIP-2 embeddings, canonical poses, OBB geometry, interaction attributes); (2) a suite of **27 category-specific PCG generators** enabling dynamic, parameter-driven asset synthesis.

For a given IDSL object o_i , we retrieve or generate an asset using a multi-modal matching score:

$$\begin{aligned} \text{score}(a, o_i) = & \lambda_{\text{sem}} \cdot \text{sim}_{\text{BLIP}}(f_a, f_{o_i}) \\ & + \lambda_{\text{geo}} \cdot \text{IoU}(\text{bbox}_a, \text{bbox}_{o_i}) \\ & + \lambda_{\text{style}} \cdot \psi(s_a, s_{\text{room}}). \end{aligned} \quad (9)$$

and if the confidence falls below threshold τ :

$$a_{\text{gen}} = \text{PCG}_{\text{category}(o_i)}(\text{params}(o_i), \xi_{\text{style}}). \quad (10)$$

This hybrid pipeline guarantees complete category coverage while maintaining style and geometric compatibility.

Relationship-Aware Spatial Refinement. Finally, we refine placements using IDSL relational descriptors $\mathcal{R}_i = \{(o_j, r_{ij}, c_{ij})\}$. Optimizing:

$$\min_{\{\mathbf{p}_i, \mathbf{q}_i\}} \sum_{i,j} w_{ij} \cdot d(T_i(\mathbf{p}_i, \mathbf{q}_i), T_j(\mathbf{p}_j, \mathbf{q}_j), c_{ij}) + \lambda_{\text{stable}} E_{\text{physics}}, \quad (11)$$

ensures functional correctness (e.g., appliances resting on surfaces) and physically plausible arrangements. This final stage produces coherent, collision-free, and semantically aligned scenes.

4. Experiments

In our experiments, we aim to answer the following questions: **Q1:** How does IDSL perform compared with existing indoor scene generation methods in terms of controllability, visual quality, and physical plausibility? **Q2:** Does IDSL effectively enhance the alignment between multi-modal inputs and generated 3D layouts? **Q3:** How critical are the individual components of IDSL to the overall controllability and generation quality?

4.1. Experimental Setup

Evaluation Settings. We quantitatively evaluate RoomPilot on open-vocabulary scene generation, following [20, 26], which evaluates generation across diverse room type descriptions. For each room type, we generate and evaluate 3 scenes using natural language prompts that describe the desired room configuration, furniture types, and spatial relationships. See Appendix F for more details.




Figure 3. **Single-room generation comparison.** We show results for five room types under detailed text prompts. RoomPilot produces layouts with higher semantic alignment and structural coherence compared to existing methods.

Method	Bedroom							Living Room							Dining Room						
	#Obj ↑	Physics #OB ↓	#CN ↓	Real. ↑	Visual & Semantics Func. ↑	Lay. ↑	Comp. ↑	#Obj ↑	Physics #OB ↓	#CN ↓	Real. ↑	Visual & Semantics Func. ↑	Lay. ↑	Comp. ↑	#Obj ↑	Physics #OB ↓	#CN ↓	Real. ↑	Visual & Semantics Func. ↑	Lay. ↑	Comp. ↑
LayoutGPT [8]	5.6	0.3	3.6	6.3	4.9	5.6	5.1	6.8	1.4	4.3	4.5	3.2	2.6	3.6	8.9	0.0	2.9	4.5	5.6	3.6	5.6
Holodeck [25]	15.2	0.0	0.0	8.9	6.1	6.9	5.3	13.5	0.0	0.0	8.6	9.1	7.4	4.0	12.7	0.0	0.0	8.8	8.9	7.0	4.5
I-Design [2]	9.2	2.6	1.9	3.6	2.7	4.3	3.8	20.3	4.5	9.6	8.9	7.9	8.0	8.0	19.7	3.2	10.1	5.2	4.6	6.0	4.1
SceneTeller [13]	6.4	0.1	2.8	6.1	6.8	6.2	3.8	7.0	0.0	1.5	6.3	6.9	4.4	4.1	8.1	0.0	1.9	5.8	6.7	4.9	4.3
LayoutVLM [20]	6.9	0.0	0.0	4.8	3.2	3.6	3.2	5.6	0.0	0.0	5.5	3.1	3.8	4.9	5.2	0.0	0.0	5.1	6.6	4.3	4.1
RoomPilot	14.0	0.0	0.0	9.2	9.8	8.4	9.4	26.3	0.0	0.0	9.1	9.5	8.0	8.7	21.2	0.0	0.0	6.5	6.8	5.9	5.6
Method	Kitchen							Bathroom							Average						
	#Obj ↑	Physics #OB ↓	#CN ↓	Real. ↑	Visual & Semantics Func. ↑	Lay. ↑	Comp. ↑	#Obj ↑	Physics #OB ↓	#CN ↓	Real. ↑	Visual & Semantics Func. ↑	Lay. ↑	Comp. ↑	#Obj ↑	Physics #OB ↓	#CN ↓	Real. ↑	Visual & Semantics Func. ↑	Lay. ↑	Comp. ↑
LayoutGPT [8]	5.1	0.0	0.0	4.6	5.6	5.9	2.5	4.5	0.0	2.0	4.6	5.8	3.6	4.9	6.2	0.4	2.6	5.5	5.0	4.9	4.4
Holodeck [25]	8.9	0.0	0.0	4.5	4.6	2.6	3.9	10.1	0.0	0.0	3.2	5.2	4.5	3.0	12.1	0.0	0.0	6.8	6.8	5.7	4.4
I-Design [2]	22.1	3.2	9.6	3.6	4.9	5.1	4.8	14.5	4.5	3.1	4.9	3.6	3.6	3.7	17.2	3.6	6.9	5.2	4.7	5.4	4.3
SceneTeller [13]	5.9	0.0	0.5	5.7	6.3	3.8	3.5	6.7	0.0	0.3	5.5	6.2	3.6	3.7	6.8	0.0	1.4	6.3	6.5	4.5	3.9
LayoutVLM [20]	3.8	0.0	0.0	5.5	4.7	4.2	2.6	6.6	0.0	0.0	4.5	3.6	3.2	3.6	5.6	0.0	0.0	5.1	4.2	3.9	3.7
RoomPilot	10.6	0.0	0.0	8.2	6.9	7.1	5.5	10.2	0.0	0.0	6.5	6.8	5.9	5.6	16.5	0.0	0.0	7.9	7.9	7.1	6.9

Table 2. **Quantitative comparison** between RoomPilot and existing scene synthesis methods based on detailed language instructions.

Baselines. We compare RoomPilot with five representative 3D scene synthesis method, including Holodeck [25], I-Design [2] and LayoutVLM [20] on the open-vocabulary setting. Since LayoutGPT [8] and SceneTeller [13] are inherently limited to the living room and bedroom, we modify their prompts and constraints to support the open-vocabulary setting. We use the default configuration and data for each baseline itself and evaluate them under identical prompt and room configurations to ensure fairness.

Evaluation Metrics. For quantitative evaluation, we adopt a combination of physical, visual, and semantic met-

rics following [2, 26]. Physical plausibility and realism are assessed by the average number of objects in the scene (#Obj), the number of out-of-boundary objects (#OB), and the number of collided object pairs (#CN). To evaluate visual quality and semantic consistency with the user descriptions, we compute scores for visual realism (Real.), functionality (Func.), layout correctness (Lay.), and scene completeness (Comp.). Following previous practice, these metrics are estimated by GPT-4, which receives the user query together with top-down renderings of the generated scenes as input. Furthermore, we employ Layout Fidelity (LF), Constraint Satisfaction Rate on object count (CSR_{count}), and

Method	LF \uparrow	CSR _{count} \uparrow	CSR _{rel} \uparrow
LayoutGPT [8]	0.05	0.55	0.12
Holodeck [25]	0.23	0.74	0.42
I-Design [2]	0.20	0.69	0.19
SceneTeller [13]	0.18	0.71	0.35
LayoutVLM [20]	0.25	0.78	0.49
RoomPilot	0.58	0.89	0.79

Table 3. Comparison of controllability performance across recent scene synthesis methods.

Configuration	LF \uparrow	CSR _{count} \uparrow	CSR _{rel} \uparrow
w/o IDSL	0.42	0.68	0.47
w/o Scen. Optim.	0.44	0.61	0.63
Full Model	0.58	0.89	0.90

Table 4. Ablation study of controllability components.

Constraint Satisfaction Rate on geometric relations (CSR_{rel}) to comprehensively assess the controllability of generated scenes. Specifically, LF measures the spatial consistency between generated and reference layouts, CSR_{count} reflects how well the object quantities adhere to the given constraints, and CSR_{rel} assesses the correctness of geometric and functional relationships among objects. See Appendix F for more details.

4.2. Open-vocabulary Scene Generation

Table 2 presents the quantitative comparison between RoomPilot and existing scene synthesis methods. Across all room types, RoomPilot achieves superior performance in both physical plausibility and visual-semantic quality, generating complete object configurations with zero out-of-boundary or collision cases and producing layouts that exhibit stronger realism, functionality, and alignment with user descriptions. Figure 3 provides qualitative examples across five room categories. Compared with Holodeck [25], I-Design [2], LayoutVLM [19], LayoutGPT [8], and SceneTeller [13], prior methods often yield incomplete or poorly structured layouts, whereas RoomPilot consistently produces coherent spatial organization, correct object relations, and faithful adherence to textual intent. These results demonstrate that the combination of IDSL and self-regulating optimization leads to more structurally coherent, semantically aligned, and practically usable indoor scenes. More quantitative comparison see appendix E.

4.3. Controllability Evaluation

We quantitatively evaluate the controllability of different scene synthesis methods using three metrics: Layout Fidelity (LF), object-count constraint satisfaction (CSR_{count}), and relational constraint satisfaction (CSR_{rel}). As shown in Table 3, RoomPilot significantly outperforms all existing methods across all three dimensions. Compared to

Method	Visual Quality \uparrow	Layout Reasonableness \uparrow	Physical Plausibility \uparrow
LayoutGPT [8]	3.35	3.27	3.45
Holodeck [25]	3.09	3.02	3.14
I-Design [2]	3.23	3.10	3.19
SceneTeller [13]	3.27	3.32	3.43
Infinigen [16]	3.35	3.23	3.35
LayoutVLM [20]	3.26	3.10	3.22
Sceneweaver [26]	3.42	3.31	3.43
RoomPilot (Ours)	4.10	4.31	4.42

Table 5. User study results.

diffusion- or retrieval-based approaches (e.g., LayoutGPT [8], Holodeck [25], SceneTeller [13]), RoomPilot demonstrates higher spatial alignment and constraint adherence, indicating stronger control over both geometric structure and semantic relations. Results highlight the effectiveness of IDSL representation and constraint optimization framework in bridging the gap between high-level intent and fine-grained 3D layout realization, enabling precise, interpretable, and semantically consistent scene generation.

4.4. Ablation Study

We further analyze the contribution of key components to controllability. As shown in Table 4, removing either the IDSL representation or the self-regulating optimization leads to a clear drop across all controllability measures. Without IDSL, the system loses its unified semantic-geometric structure, resulting in inconsistent layouts and weaker alignment between object relations and textual intent. Disabling the optimization process similarly reduces geometric coherence, as the scene can no longer be refined through progressive rule activation and energy balancing, causing objects to remain in suboptimal or unstable configurations. These observations demonstrate that IDSL provides the structured intent required for controllable generation, while the optimization mechanism is crucial for enforcing spatial consistency and relational structure. Both components are indispensable for producing coherent and semantically faithful indoor scenes.

4.5. Human Study

To further assess the quality of the generated scenes, we conducted a user study with 30 participants, where each participant evaluated four scenes from each method. The evaluation metrics and results are summarized in Table 5. The results show that RoomPilot consistently achieves the highest scores across all dimensions, demonstrating superior visual quality, layout reasonableness, and physical plausibility compared with existing approaches.

5. Conclusion

We presented RoomPilot, a unified framework for controllable and interactive indoor scene synthesis from either text descriptions or CAD floor plans. At its core, the proposed Indoor Domain-Specific Language (IDSL) provides a structured semantic-geometric representation that enables coherent multimodal parsing

and interpretable design specification. Combined with a self-regulating optimization mechanism and a hierarchical scene generation pipeline, RoomPilot produces multi-room environments that are structurally consistent, semantically aligned, and physically plausible. Extensive quantitative experiments, ablations, and user studies demonstrate clear improvements over existing approaches in controllability, visual quality, and practical usability.

References

- [1] Haotian Bai, Yuanhuiyi Lyu, Lutao Jiang, Sijia Li, Haonan Lu, Xiaodong Lin, and Lin Wang. Componerf: Text-guided multi-object compositional nerf with editable 3d scene layout. *arXiv preprint arXiv:2303.13843*, 2023. 3
- [2] Ata Çelen, Guo Han, Konrad Schindler, Luc Van Gool, Iro Armeni, Anton Obukhov, and Xi Wang. I-design: Personalized llm interior designer. *arXiv preprint arXiv:2404.02838*, 2024. 3, 7, 8
- [3] Tianyuan Dai, Josiah Wong, Yunfan Jiang, Chen Wang, Cem Gokmen, Ruohan Zhang, Jiajun Wu, and Li Fei-Fei. Automated creation of digital cousins for robust policy learning. *arXiv preprint arXiv:2410.07408*, 2024. 3
- [4] Matt Deitke, Eli VanderBilt, Alvaro Herrasti, Luca Weihs, Kiana Ehsani, Jordi Salvador, Winson Han, Eric Kolve, Aniruddha Kembhavi, and Roozbeh Mottaghi. Proctor: Large-scale embodied ai using procedural generation. *Advances in Neural Information Processing Systems*, 35:5982–5994, 2022. 2
- [5] Matt Deitke, Eli VanderBilt, Alvaro Herrasti, Luca Weihs, Jordi Salvador, Kiana Ehsani, Winson Han, Eric Kolve, Ali Farhadi, Aniruddha Kembhavi, and Roozbeh Mottaghi. ProcTHOR: Large-Scale Embodied AI Using Procedural Generation. In *NeurIPS*, 2022. Outstanding Paper Award. 2, 3
- [6] Zijun Deng, Xiangteng He, Yuxin Peng, Xiongwei Zhu, and Lele Cheng. Mv-diffusion: Motion-aware video diffusion model. In *Proceedings of the 31st ACM International Conference on Multimedia*, pages 7255–7263, 2023. 2
- [7] Chuan Fang, Yuan Dong, Kunming Luo, Xiaotao Hu, Rakesh Shrestha, and Ping Tan. Ctrl-room: Controllable text-to-3d room meshes generation with layout constraints. In *2025 International Conference on 3D Vision (3DV)*, pages 692–701. IEEE, 2025. 2, 3
- [8] Weixi Feng, Wanrong Zhu, Tsu-jui Fu, Varun Jampani, Arjun Akula, Xuehai He, Sugato Basu, Xin Eric Wang, and William Yang Wang. Layoutgpt: Compositional visual planning and generation with large language models. *NeurIPS*, 2024. 2, 3, 7, 8
- [9] Cristina Gasch, José Martínez Sotoca, Miguel Chover, Inmaculada Remolar, and Cristina Rebollo. Procedural modeling of plant ecosystems maximizing vegetation cover. *Multimedia Tools and Applications*, 81(12):16195–16217, 2022. 2
- [10] Lukas Höllein, Ang Cao, Andrew Owens, Justin Johnson, and Matthias Nießner. Text2room: Extracting textured 3d meshes from 2d text-to-image models. In *Proceedings of the IEEE/CVF International Conference on Computer Vision*, pages 7909–7920, 2023. 2
- [11] Ziniu Hu, Ahmet Iscen, Aashi Jain, Thomas Kipf, Yisong Yue, David A. Ross, Cordelia Schmid, and Alireza Fathi. Scenecraft: An llm agent for synthesizing 3d scene as blender code. In *ICML*, 2024. 2
- [12] Chenguo Lin and Yadong Mu. Instructscene: Instruction-driven 3d indoor scene synthesis with semantic graph prior. *arXiv preprint arXiv:2402.04717*, 2024. 2, 3
- [13] Başak Melis Öcal, Maxim Tatarchenko, Sezer Karaoğlu, and Theo Gevers. Sceneteller: Language-to-3d scene generation. In *European Conference on Computer Vision*, pages 362–378. Springer, 2024. 3, 7, 8
- [14] Despoina Paschalidou, Amlan Kar, Maria Shugrina, Karsten Kreis, Andreas Geiger, and Sanja Fidler. Atiss: Autoregressive transformers for indoor scene synthesis. In *NeurIPS*, 2021. 2, 3
- [15] Alexander Raistrick, Lingjie Mei, Karhan Kayan, David Yan, Yiming Zuo, Beining Han, Hongyu Wen, Meenal Parakh, Stamatis Alexandropoulos, Lahav Lipson, Zeyu Ma, and Jia Deng. Infinigen indoors: Photorealistic indoor scenes using procedural generation. In *CVPR*, 2024. 2, 3
- [16] Alexander Raistrick, Lingjie Mei, Karhan Kayan, David Yan, Yiming Zuo, Beining Han, Hongyu Wen, Meenal Parakh, Stamatis Alexandropoulos, Lahav Lipson, et al. Infinigen indoors: Photorealistic indoor scenes using procedural generation. In *Proceedings of the IEEE/CVF Conference on Computer Vision and Pattern Recognition*, pages 21783–21794, 2024. 2, 8
- [17] Jonas Schult, Sam Tsai, Lukas Höllein, Bichen Wu, Jialiang Wang, Chih-Yao Ma, Kunpeng Li, Xiaofang Wang, Felix Wimbauer, Zijian He, et al. Controlroom3d: Room generation using semantic proxy rooms. In *Proceedings of the IEEE/CVF Conference on Computer Vision and Pattern Recognition*, pages 6201–6210, 2024. 2
- [18] Chunyi Sun, Junlin Han, Weijian Deng, Xinlong Wang, Zishan Qin, and Stephen Gould. 3d-gpt: Procedural 3d modeling with large language models. In *2025 International Conference on 3D Vision (3DV)*, pages 1253–1263. IEEE, 2025. 2
- [19] Fan-Yun Sun, Weiyu Liu, Siyi Gu, Dylan Lim, Goutam Bhat, Federico Tombari, Manling Li, Nick Haber, and Jiajun Wu. Layoutvlm: Differentiable optimization of 3d layout via vision-language models. *CVPR*, 2025. 8
- [20] Fan-Yun Sun, Weiyu Liu, Siyi Gu, Dylan Lim, Goutam Bhat, Federico Tombari, Manling Li, Nick Haber, and Jiajun Wu. Layoutvlm: Differentiable optimization of 3d layout via vision-language models. In *Proceedings of the Computer Vision and Pattern Recognition Conference*, pages 29469–29478, 2025. 3, 6, 7, 8
- [21] Jiapeng Tang, Yinyu Nie, Lev Markhasin, Angela Dai, Justus Thies, and Matthias Nießner. Diffuscene: Denoising diffusion models for generative indoor scene synthesis. In *CVPR*, 2024. 2, 3
- [22] Yian Wang, Xiaowen Qiu, Jiageng Liu, Zhehuan Chen, Jiting Cai, Yufei Wang, Tsun-Hsuan Wang, Zhou Xian, and Chuang Gan. Architect: Generating vivid and interactive 3d scenes with hierarchical 2d inpainting. In *NeurIPS*, 2024. 3

- [23] Xiuyu Yang, Yunze Man, Junkun Chen, and Yu-Xiong Wang. Scenecraft: Layout-guided 3d scene generation. *Advances in Neural Information Processing Systems*, 37: 82060–82084, 2024. [2](#), [3](#)
- [24] Yandan Yang, Baoxiong Jia, Peiyuan Zhi, and Siyuan Huang. Physcene: Physically interactable 3d scene synthesis for embodied ai. In *CVPR*, 2024. [3](#)
- [25] Yue Yang, Fan-Yun Sun, Luca Weihs, Eli VanderBilt, Alvaro Herrasti, Winson Han, Jiajun Wu, Nick Haber, Ranjay Krishna, Lingjie Liu, et al. Holodeck: Language guided generation of 3d embodied ai environments. In *Proceedings of the IEEE/CVF Conference on Computer Vision and Pattern Recognition*, pages 16227–16237, 2024. [3](#), [7](#), [8](#)
- [26] Yandan Yang, Baoxiong Jia, Shujie Zhang, and Siyuan Huang. Sceneweaver: All-in-one 3d scene synthesis with an extensible and self-reflective agent. *arXiv preprint arXiv:2509.20414*, 2025. [3](#), [6](#), [7](#), [8](#)
- [27] Huangyue Yu, Baoxiong Jia, Yixin Chen, Yandan Yang, Puhao Li, Rongpeng Su, Jiaxin Li, Qing Li, Wei Liang, Zhu Song-Chun, Tengyu Liu, and Siyuan Huang. Metascenes: Towards automated replica creation for real-world 3d scans. In *CVPR*, 2025. [3](#)
- [28] Genghao Zhang, Yuxi Wang, Chuanchen Luo, Shibiao Xu, Zhaoxiang Zhang, Man Zhang, and Junran Peng. Furniscene: A large-scale 3d room dataset with intricate furnishing scenes. *arXiv preprint arXiv:2401.03470*, 2024. [2](#)
- [29] Mengqi Zhou, Yuxi Wang, Jun Hou, Shougao Zhang, Yiwei Li, Chuanchen Luo, Junran Peng, and Zhaoxiang Zhang. Scenex: Procedural controllable large-scale scene generation. *arXiv preprint arXiv:2403.15698*, 2024. [2](#)
- [30] Mengqi Zhou, Xipeng Wang, Yuxi Wang, and Zhaoxiang Zhang. Roomcraft: Controllable and complete 3d indoor scene generation. *arXiv preprint arXiv:2506.22291*, 2025. [2](#)

RoomPilot: Controllable Synthesis of Interactive Indoor Environments via Multimodal Semantic Parsing

Supplementary Material

A. Details of Cross-Modal Semantic Parsing

A.1. Text Description Parsing

The text description parsing processes free-form textual descriptions to extract semantic entities (e.g., rooms, objects, attributes) and their spatial and functional relations. The output of this stage is a structured IDSL that captures both the semantic intent and the geometric constraints described in the text.

Given a textual scene description T , we employ GPT-4o to extract the underlying scene elements. The LLM parsing process is formulated as a composite mapping $\Psi \circ \Phi : T \rightarrow \mathcal{S}_0$, converting free-form language into a structured representation compatible with IDSL.

Entity Extraction. The lexical-semantic stage $\Phi_1 : T \rightarrow E$ identifies spatial entities $E = \{\text{objects, rooms, attributes}\}$ and their semantic annotations. These include identifying the rooms (e.g., living room, kitchen), objects (e.g., sofa, table), and attributes such as size, position, and orientation.

Relation Extraction. In the relation extraction stage $\Phi_2 : T \rightarrow R$, spatial, functional, and hierarchical relations $R = \{\text{spatial, functional, hierarchical}\}$ are recovered, capturing positional dependencies and functional intent. For example, relations such as "sofa is next to the wall" or "bed is placed in the corner" are identified and structured.

Semantic Structuring. The semantic structuring stage $\Phi_3 : (E, R) \rightarrow G$ organizes the extracted entities and relations into a semantic graph $G = (V, E_G)$, where nodes correspond to entities (rooms, objects), and edges encode the identified relations. This graph provides a high-level view of the scene, with connections indicating spatial and functional dependencies.

IDSL Mapping. Finally, the mapping Ψ converts this semantic graph into an initial IDSL \mathcal{S}_0 , where symbolic rules and parametric preferences are normalized into the forms required by the downstream optimizer. For example, the relationships between rooms and objects are translated into shared edges or spatial constraints, while the rooms are assigned appropriate room polygons and objects are placed based on their identified relationships.

The resulting IDSL includes both symbolic and parametric data. Rooms are represented by their contours and labeled accordingly, while objects are described with their positions, sizes, and orientations, all encoded in a format compatible with the optimization phase.

A.2. CAD Floor Plan Parsing

The CAD floor-plan parsing stage extracts room contours, walls, doors, and windows, converting them into IDSL-compatible structures. The input is typically a floor plan containing key groups labeled as 'Space', 'Door', 'Window', and 'Furniture'. The first step in parsing is to extract coordinates for the shapes, transforming them into world coordinates. The following steps describe how the key elements are processed.

Room Contour Extraction. For room contours, we identify each 'Space' group and extract its associated polygon. These polygons are cleaned through a process of vertex snapping and simplification, removing redundant vertices and small edges. The cleaned room polygons are assigned a canonical label (e.g., 'living-room_0/0') and stored for further processing. The room type (e.g., 'LivingRoom', 'Bedroom') is determined based on class labels, with 'Space' being used as a fallback.

Wall Segment Extraction. Wall segments are extracted from the boundaries of each room. Consecutive vertices of the room's polygon are treated as edges, and duplicate or overlapping edges are merged. The resulting set of unique wall segments ensures that only one representation of each wall remains. Shared edges between adjacent rooms are identified by computing the intersection of room polygons. These shared edges are recorded and used to create IDSL 'SharedEdge' relations between rooms.

Door and Window Parsing. For doors and windows, the centroid of each door/window group is computed. The nearest room boundaries are identified, and the door/window is associated with its adjacent rooms. The location of the door or window is then snapped to the nearest wall segment to ensure geometric consistency.

Export to IDSL. Once the floor plan has been parsed, the extracted data is exported for use in IDSL. The room contours, walls, doors, and windows are stored with their canonical labels, types, and cleaned polygon coordinates. The door and window locations, along with their room adjacency relationships, are also recorded. This data serves as the foundation for creating the room-level and object-level components of the IDSL, which will later be used in the optimization phase. An example of the IDSL is provided in Listing 1.

The CAD parsing process provides a geometry-faithful and symbol-aligned representation of room contours, walls, and doors/windows. While furniture parsing is simplified at this stage, the current system provides a reliable foundation

for building spatially coherent 3D environments from floor-plan data.

B. Details of Self-Regulating Scene Optimization

This section provides additional detail on the optimization process outlined in Section 3.3. While Appendix C specifies the IDSL representation, the optimizer governs how an initial configuration evolves into a structurally valid and semantically organized scene. Algorithm 1 summarizes the complete control flow; the paragraphs below clarify how each component interacts with the IDSL state.

Optimization Variables. The optimizer acts directly on explicit IDSL fields. At the Building Level, the global footprint and room-connectivity graph constrain admissible configurations. Room-Level attributes—room contours, shared edges, and derived spatial measures—regulate object placement and prevent geometric drift. The most active variables lie at the Object Level: world-space pose (position, rotation, scale), affine basis, rotation axis, semantic tags, relation-graph entries, and global/local bounding boxes. These fields form the primary degrees of freedom for structural repair and semantic refinement.

Dual-Channel Energy. Structural and semantic energies, defined in Eq. (1), evaluate complementary aspects of the IDSL state. Structural terms assess geometric validity (collisions, support, alignment, circulation). Semantic terms measure functional relations, grouping patterns, and room-consistency. Because IDSL stores all relevant attributes explicitly, both energies can be computed incrementally and locally, yielding a transparent and well-conditioned energy landscape.

Proposal Operators Across Levels. Candidate updates S' are generated by operators acting at different IDSL levels. Building-Level operators ensure consistency of global topology. Room-Level operators refine boundary relations when needed. Object-Level operators dominate the search: translations within room polygons, axis-aligned or affine-basis rotations, scale adjustments, and relation-preserving moves that maintain stability or in-room membership. Explicit relational fields allow invalid proposals to be rejected early, reducing unnecessary energy evaluations.

Staged Rule Activation. The grouped rule schedule $(R^{(1)}, \dots, R^{(L)})$ aligns with the three IDSL levels. Early stages enforce structural validity; middle stages activate room functions and object-group semantics; later stages refine orientation cues and stylistic relations. This progression prevents early coupling of heterogeneous constraints and produces a stable structural–functional–semantic optimization path.

Self-Regulating Annealing. Algorithm 1 uses the rule-alignment score $\rho(t)$ as a single feedback signal that adjusts both the temperature (Eq. 5) and operator probabilities

Algorithm 1 Self-Regulating Scene Optimization

Require: Initial IDSL state S_0 ; rule groups $\{R^{(l)}\}_{l=1}^L$; operator set $\{\Omega_i\}$ with initial weights $\{\beta_i^{(0)}\}$; initial temperature T_0

- 1: $S \leftarrow S_0$
- 2: $\kappa \leftarrow 1$
- 3: **for** $t = 1$ to T_{\max} **do**
- 4: $\rho(t) \leftarrow \text{ComputeRuleAlignment}(S, R^{(\kappa)})$
- 5: **if** S is stable under $R^{(\kappa)}$ **then**
- 6: $\kappa \leftarrow \min(\kappa + 1, L)$
- 7: **end if**
- 8: $R(t) \leftarrow \text{ActivateRuleSet}(\kappa)$
- 9: Update $\alpha_{\text{struct}}(t)$ and $\alpha_{\text{sem}}(t)$
- 10: Update $\beta_i(t)$ and $p_i(t)$ using Eq. (4)
- 11: Update $T(t)$ using Eq. (5)
- 12: Sample operator index $i \sim p_i(t)$
- 13: $S' \leftarrow \Omega_i(S)$
- 14: $N \leftarrow \text{ModifiedSet}(S, S')$
- 15: $\text{adj}(N) \leftarrow \text{Neighborhood}(N)$
- 16: Compute ΔE_{struct} and ΔE_{sem} on $N \cup \text{adj}(N)$
- 17: **if** $\Delta E_{\text{struct}} < 0$ **then**
- 18: $S \leftarrow S'$
- 19: **else if** structural feasibility is preserved **then**
- 20: Accept S' with probability $P_{\text{acc}}(\Delta E_{\text{sem}}, T(t))$
- 21: **end if**
- 22: **end for**
- 23: **return** S

(Eq. 4). When violations are common, the system favors exploratory moves; as the scene becomes consistent with the active rule set, the temperature decreases and the operator distribution shifts toward conservative refinements. Because $\rho(t)$ is computed directly from IDSL fields, the annealing behavior faithfully reflects scene structure.

Local Evaluation and Acceptance. Energy differences are evaluated only over modified objects and their geometric or relational neighbors, reducing computational cost while preserving accuracy. Structural improvements ($\Delta E_{\text{struct}} < 0$) are always accepted, ensuring monotonic geometric convergence. Semantic improvements are accepted using a temperature-controlled rule, allowing flexibility early in the search and determinism as the system stabilizes.

Convergence. The combination of explicit IDSL attributes, staged rule activation, adaptive annealing, and localized evaluation yields consistent convergence even in multi-room scenes. Global constraints from the Building and Room Levels prevent drift, while Object-Level fields support fine-grained semantic adjustments without compromising structural feasibility. The system therefore follows a coherent evolution from coarse structural repair to functional organization and finally semantic refinement.

Field	Type	Description	Role in Optimization
<code>building_id</code>	string	Unique identifier of the building or suite.	Used for global indexing and energy aggregation.
<code>floor_outline</code>	array[float]	2D polygon describing the global building footprint.	Defines the domain boundary for layout search space.
<code>room_entities</code>	list	List of all rooms contained in this building.	Defines the nodes of the room-level connectivity graph.
<code>scene_tags</code>	list[string]	High-level semantic tags (e.g., “Semantics(building)”).	Activates global structural and semantic energy terms.
<code>relations</code>	list[dict]	Building-level relations (e.g., between circulation spaces).	Provides optional constraints for global connectivity.

Table 6. Fields and optimization roles at the **Building Level** of IDSL, describing topology, connectivity, and footprint.

Field	Type	Description	Role in Optimization
<code>room_id</code>	string	Unique identifier of the room instance.	Node identifier in the structural–semantic graph.
<code>room_type</code>	string	Functional type (e.g., <code>living_room</code> , <code>bedroom</code>).	Determines semantic priors for object arrangement.
<code>room_contour</code>	array[float]	2D polygon defining the room footprint.	Provides the geometric boundary for object placement.
<code>room_tags</code>	list[string]	Semantic attributes of the room (e.g., style, function).	Guides semantic compatibility and zoning constraints.
<code>room_relations</code>	list[dict]	Adjacency and shared-boundary relations to other rooms	Enforces coherent inter-room alignment and connectivity.
<code>active</code>	bool	Indicates whether this room participates in the current iteration.	Supports staged and progressive optimization scheduling.

Table 7. Fields and optimization roles at the **Room Level** of IDSL, describing geometry, semantics, and boundaries.

C. IDSL Specification

The IDSL provides the unified, hierarchical scene representation used throughout our multimodal parsing and self-regulating optimization framework. While Section 3.2 of the main paper introduces IDSL conceptually, this section expands upon its formal structure. IDSL organizes all geometric, semantic, and relational attributes across three complementary levels—**Building**, **Room**, and **Object**—each encoding a distinct layer of spatial abstraction. Tables 6, 7, and 8 define the complete field specifications for these three levels.

C.1. Building Level

The Building Level defines the *global structural backbone* of the environment. It captures the geometric extent, the set of room entities, and the topological relationship among them.

Global footprint. The building boundary is represented as a 2D polygon (`floor_outline`), forming the domain within which all layout and optimization operations occur. This polygon supports arbitrarily complex outlines, including concave shapes.

Room composition. The building maintains an explicit list of all room identifiers (`room_entities`), which enables stable indexing, room-level iteration, and consistent association between global topology and local room attributes.

Connectivity graph. Instead of pairwise room relations, IDSL uses a compact adjacency graph to encode inter-room connectivity:

- nodes correspond to room identifiers,
- edges represent physical adjacency or circulation paths,
- an optional entrance index specifies the primary access point.

This minimal and unambiguous structure provides the nec-

essary constraints for preserving architectural feasibility and maintaining circulation consistency during optimization.

Semantic annotations. High-level building tags (e.g., `Semantics(building)`) allow the optimizer to distinguish global structural constraints from room- and object-level constraints.

C.2. Room Level

The Room Level encodes the *spatial identity and functional semantics* of each individual room. It forms the intermediate layer that links the building-level topology with object-level placement.

Polygonal room contour. Each room is specified by a 2D polygon (`polygon_coords`) describing its footprint. This representation accommodates convex, concave, or irregular room shapes and allows precise boundary-aware placement of furniture.

Room semantics. Semantic tags distinguish the functional role of each room (e.g., `Semantics(Bedroom)`, `Semantics(Kitchen)`), and support mappings from natural-language descriptions to structured constraints.

Derived geometric properties. Quantities such as room area and bounding rectangle are derived from the room polygon and used internally for structural energy terms; they are therefore not stored as separate fields.

Adjacency relations. Shared-edge relations between rooms are explicitly recorded and provide:

- boundary constraints enforcing consistent inter-room alignment,
- cues for door/window placement,
- constraints on room-wise geometric adjustments during optimization.

Field	Type	Description	Role in Optimization
object_id	string	Unique identifier of the object instance.	Index key in the object-level optimization graph.
polygon	array / null	Optional 2D footprint for planar alignment.	Used when evaluating wall or floor contact.
semantic_tags	list[string]	Semantic annotations (e.g., <code>Semantics(furniture)</code>).	Activates semantic rules and compatibility constraints.
relation_graph	list[dict]	Relations to rooms and other objects (e.g., <code>StableAgainst</code>).	Core input to relational energy terms in E_{sem} .
position_world	array[3]	Global 3D coordinates of the object center.	Primary variable for spatial placement optimization.
rotation_euler / rotation_quaternion	array	Orientation of the object in world space.	Pose variables for orientation alignment.
rotation_axis	vector3	Canonical rotation axis (from DOF specification).	Constrains allowable rotational degrees of freedom.
scale	array[3]	Scaling factors along x/y/z axes.	Allows mild resizing to fit the spatial envelope.
affine_basis	matrix(3×3)	Local affine translation basis (from DOF matrix).	Defines local coordinate frame for geometric optimization.
transform_matrix	matrix(4×4)	Transformation from local to world coordinates.	Used to compute global geometry during optimization.
bounding_box	dict	{min, max, center, size}.	Used for collision detection and volumetric energy terms.
bbox_corners	array[8][3]	World-space coordinates of bounding-box corners.	Enables precise contact and overlap evaluation.
local_bbox	dict	Local-coordinate bounding box (center and size).	Maintains intra-object geometric consistency.
active	bool	Object participation flag.	Controls staged optimization and pruning.

Table 8. Fields and optimization roles at the **Object Level** of IDSL, aligned with the actual JSON schema, including affine and rotational DOF fields.

C.3. Object Level

The Object Level provides the *finest-grained geometric and semantic representation* within IDSL. Each object—furniture, fixture, or decoration—is encoded in a unified schema, enabling consistent relational reasoning and optimization.

Semantic attributes. Objects include both high-level semantic tags (`semantic_tags`) and a compact object category field (`category`), which together determine the applicable physical and semantic constraints.

Geometric and pose attributes. IDSL stores complete 3D pose information:

- world-space position (`position_world`),
- orientation in both Euler and quaternion form,
- axis-aligned scale,
- the full 4×4 world-space transform matrix.

To support optimization, two additional fields encode local geometric degrees of freedom:

- `affine_basis`, a linear basis for local translations,
- `rotation_axis`, a unit vector specifying the admissible axis of rotation.

Bounding-box descriptors. IDSL consolidates all bounding-box information into structured fields, including:

- the global `bounding_box` (with min/max/center/size),
- the eight world-space `bbox_corners`,
- the `local_bbox` in object space.

These descriptors enable accurate evaluation of contacts, overlaps, and volumetric constraints.

Relational graph. The `relation_graph` records structured relationships between an object and its surrounding entities (e.g., *in-room*, *on-top-of*, *stable-against*). Each relation includes a well-defined type, geometric parameters, and relevant plane indices, supporting interpretable and optimization-ready reasoning about spatial interaction.

Active-state flag. The `active` field allows the optimizer to dynamically include or exclude objects during staged optimization, pruning, or scene refinement.

Together, the Building, Room, and Object levels form

a unified, interpretable representation that decouples global structure from local interaction. An example of IDSL is provided in Listing 1. This layered organization mirrors real architectural design workflows: building-level topology, room-level organization, and object-level configuration. All optimization energies operate over these explicitly defined fields, ensuring that geometry, semantics, and relations remain jointly consistent throughout the scene refinement process.

Listing 1. An IDSL example.

```
{
  "building": {
    "building_id": "suite_001",
    "floor_outline": [
      [1.0, 1.0], [16.0, 1.0], [16.0, 19.0], [1.0,
        19.0], [1.0, 1.0]
    ],
    "scene_tags": ["Semantics(building)"],
    "room_entities": [
      "living-room_0/0", "dining-room_0/0", "
        kitchen_0/0",
      "bedroom_0/0", "bedroom_0/1", "bathroom_0/0",
      "bathroom_0/1", "bedroom_0/2"
    ],
    "relations": [
      {
        "neighbours": [[1,8],[0,2],[1,3,4],[2,6],[2,
          5],[4,7],[3],[5],[0]],
        "rooms": [
          "living-room_0/0", "dining-room_0/0", "
            kitchen_0/0",
          "bedroom_0/0", "bedroom_0/1", "bathroom_0
            /0",
          "bathroom_0/1", "bedroom_0/2", "exterior_0
            /0"
        ],
        "entrance": 0
      }
    ]
  },
  "rooms": {
    "dining-room_0/0": {
      "polygon_coords": [
        [1.5,1.5], [7.5,1.5], [7.5,7.5], [1.5,7.5],
        [1.5,1.5]
      ],
      "tags": ["Semantics(RoomContour)", "Semantics(
        DiningRoom)"],
      "area": 36.0,
      "bounds": [1.5,1.5,7.5,7.5],
      "relations": [
```

```

    {
      "relation_type": "SharedEdge",
      "target": "living-room_0/0",
      "value": "MULTILINESTRING ((7.5 1.5, 7.5
        7.5))"
    }
  ]
},
"objs": {
  "Chair_139218": {
    "polygon": null,
    "affine_basis": [
      [0.99999999957, -5.91e-10, -2.06e-05],
      [-5.91e-10, 0.99999999918, -2.86e-05],
      [-2.06e-05, -2.86e-05, 1.24e-09]
    ],
    "rotation_axis": [2.06e-05, 2.86e-05,
      0.99999999937],
    "rotation_euler": [-2.3e-05, -1.4e-05,
      -2.35619],
    "rotation_quaternion": [0.38268, -1.09e-05,
      7.9e-06, -0.92388],
    "scale": [1.0, 1.0, 1.0],
    "position_world": [3.1339, 3.6407, 0.5731],
    "transform_matrix": [
      [-0.7071, 0.7071, 2.6e-05, 3.1339],
      [-0.7071, -0.7071, -6.2e-06, 3.6407],
      [1.4e-05, -2.3e-05, 1.0, 0.5731],
      [0.0, 0.0, 0.0, 1.0]
    ],
    "semantic_tags": [
      "Semantics(seating)",
      "Semantics(furniture)",
      "Semantics(object)",
      "Semantics(chair)"
    ],
    "relation_graph": [
      {
        "relation": {
          "relation_type": "StableAgainst",
          "margin": 0.0,
          "check_z": true,
          "rev_normal": false
        },
        "target_name": "dining-room_0/0",
        "child_plane_idx": 0,
        "parent_plane_idx": 1,
        "value": null
      }
    ],
    "bounding_box": {
      "min": [2.5484, 3.0552, 0.1143],
      "max": [3.4271, 3.9339, 1.0281],
      "center": [2.9878, 3.4946, 0.5712],
      "size": [0.8787, 0.8787, 0.9138]
    },
    "bbox_corners": [...],
    "local_bbox": {
      "center": [0.2066, 0.0, -0.00188],
      "size": [0.5701, 0.6725, 0.9138]
    },
    "active": true,
    "category": "chair"
  }
}
}

```

D. Details of Hierarchical Indoor Scene Generation

D.1. Multi-level Indoor Scene Generation

Apartment-Level Envelope Generation. At the apartment level, we generate the complete architectural envelope—

including walls, floors, and ceilings—directly from the spatial layouts specified in IDSL. For each room, the layout polygon is first converted into a closed baseline curve. This preprocessing enforces counter-clockwise vertex ordering, merges redundant or collinear edges, and resolves narrow-angle inconsistencies or potential T-junctions, ensuring that the curve provides a topologically stable scaffold for downstream procedural generation.

Based on this curve, we employ three procedural modules,

$$\begin{aligned}
 \mathcal{W} &= \text{PCG}_{\text{wall}}(\text{Curve}, \theta_{\text{wall}}), \\
 \mathcal{F} &= \text{PCG}_{\text{floor}}(\text{Curve}, \theta_{\text{floor}}), \\
 \mathcal{C} &= \text{PCG}_{\text{ceiling}}(\text{Curve}, \theta_{\text{ceiling}}).
 \end{aligned}$$

to generate walls, floors, and ceilings, respectively. The wall generator constructs a watertight extruded mesh controlled by structural parameters such as height, thickness, extrusion direction, and corner-joining rules, while robustly handling concave geometries and multi-room junctions. The floor and ceiling generators produce planar meshes from the same baseline curve, applying optional solidification and adaptive subdivision to ensure geometric consistency with the wall envelope.

To support high-quality and stylistically coherent appearance, we maintain a unified library of parametric presets: **5 wall presets**, **10 floor presets**, and **1 ceiling preset**. Each preset is encoded in a JSON-based structure that specifies material assignment, tiling patterns, grout spacing, plank or tile dimensions, UV normalization, and optional micro-perturbations. An example wall preset used to create a brick surface is shown below:

```

{
  "material": { "category": "wall2", "material": "
    PRESET1" },
  "wall2": {
    "draw_direction": "CCW",
    "finish2": [
      {
        "finish_name": "brick",
        "tile_width": 0.20,
        "tile_length": 0.05,
        "spacing": 0.01,
        "mortar_depth": 0.01,
        "solidify": true,
        "thickness": 0.03,
        "pattern": "regular_tile"
      }
    ],
    ...
  }
}

```

Similarly, floor presets define patterns such as wood planks, ceramic tiles, marble, or carpet, while the ceiling preset controls smoothness, panel style, and material reflectance. After mesh construction, the system applies preset-driven refinements—including randomized offsets, micro-scale geometric variation, and adaptive UV remapping—followed by PBR material binding. This unified workflow yields an architecturally coherent, stylisti-

cally consistent, and procedurally controllable apartment envelope that serves as the foundation for subsequent opening construction and object-level population.

Room-Level Opening Construction. Following the construction of the apartment-level envelope, we generate functional openings—including doors, windows, and other aperture types—directly from the declarative opening specifications encoded in IDSL. Each opening entry provides its type, geometric parameters, placement anchor, and orientation, which are used to instantiate both the geometric cut on the wall mesh and the parametric 3D model of the opening itself.

Given an opening specification \mathcal{O}_j associated with wall segment \mathcal{W}_i , we apply a robust Boolean-based carving operator:

$$\mathcal{W}'_i = \mathcal{W}_i \setminus \mathcal{O}_j,$$

where the volume representation of \mathcal{O}_j is expanded with a small safety margin to ensure stable Boolean execution. Prior to carving, the wall mesh undergoes topology cleaning to remove sliver faces and nearly coplanar triangles, preventing degeneracies in the Boolean result. For multi-room adjacency or T-junction wall configurations, a dependency-resolved ordering scheme ensures that all openings remain consistent across connected wall segments.

After the aperture is created, a parametric opening generator is invoked to synthesize the door or window asset. Our system includes a library of parameterized templates covering sliding doors, single and double hinged doors, casement windows, fixed windows, bay window structures, and high-sill variants. Each template exposes a parameter vector θ_{open} controlling frame thickness, sash geometry, sill height, panel style, subdivisions, and material configuration. The generator produces a complete manifold mesh aligned with the carved opening, ensuring that the frame and sash match the aperture geometry without gaps or overlaps.

A representative portion of an opening preset is shown below:

```
{
  "type": "single_door",
  "frame": {
    "width": 0.08,
    "depth": 0.04,
    "material": "Wood Oak"
  },
  "panel": {
    "style": "solid",
    "thickness": 0.035
  },
  "sill_height": 0.0,
  "hinge": "left",
  "swing_direction": "inward"
}
```

Once instantiated, the opening asset is automatically aligned and fitted to the carved aperture using its anchor transform and hinge orientation. PBR materials are assigned according to the preset, and UVs are adjusted to



Figure 4. Visualization of the procedural presets used for structural element generation. Top-left: ten floor presets covering wood, tile, marble, carpet, and composite materials. Top-right: four door presets and six window presets illustrating diverse opening geometries and framing styles. Center-right: the ceiling preset used across all scenes. Bottom: five wall presets, where each pair shows the exterior-wall configuration on the left and the interior-wall configuration on the right.

maintain consistent texel density across frames and panels. This procedure yields structurally coherent openings that integrate seamlessly with the procedurally generated wall envelope and remain fully consistent with the spatial semantics defined in IDSL.

Object-Level Asset Population. At the object level, we instantiate all furniture and scene elements specified in IDSL by combining large-scale curated static assets with procedural generation modules. Each IDSL object entry provides a semantic category, a target 3D bounding box, orientation hints, a room-level style descriptor, and the final placement transform.

We construct a high-quality indoor asset corpus by collecting and manually annotating a large number of static 3D assets from diverse real-world interior scenes. For each asset, we record detailed metadata including file path, asset name, semantic category, natural-language description, stylistic tag, physical dimensions ($bbox_x$, $bbox_y$, $bbox_z$), orientation flags, material attributes, modularity, articulation indicators (e.g., moving parts), typical usage scenario, free-text notes, the parent record ID, and exact bounding extents. For example, two annotated bed assets are represented as follows (translated from Chinese descriptions):


```

{
  "file_path": "/bed/modern_bed_001.blend",
  "asset_name": "modern_bed_001",
  "category": "bed",
  "description": "A minimalist light-gray bed featuring multiple gray pillows and a textured blanket. The color palette is soft and modern.",
  "style": "modern",
  "bbox_x": 2.6198, "bbox_y": 2.4143, "bbox_z": 1.0387,
  "orient_y_change": "yes",
  "material_type": "wood",
  "has_texture": true,
  "is_modular": false,
  "has_moving_parts": false,
  "usage_scene": "home",
  "notes": "",
  "parent_record": "",
  "min_x": -1.3000, "max_x": 1.3198,
  "min_y": -1.0289, "max_y": 1.3853,
  "min_z": 0.0060, "max_z": 1.0447
}
{
  "file_path": "/bed/modern_bed_002.blend",
  "asset_name": "modern_bed_002",
  "category": "bed",
  "description": "A contemporary light-wood bed with an extended side-frame design and a dark-gray upholstered headboard. Soft gray bedding completes the modern look.",
  "style": "modern",
  "bbox_x": 2.6608, "bbox_y": 2.0000, "bbox_z": 0.9097,
  "orient_y_change": "yes",
  "material_type": "wood",
  "has_texture": true,
  "is_modular": "partially",
  "has_moving_parts": false,
  "usage_scene": "home",
  "notes": "",
  "parent_record": "",
  "min_x": -1.3304, "max_x": 1.3304,
  "min_y": -1.0000, "max_y": 1.0000,
  "min_z": 0.0639, "max_z": 0.9737
}

```

Before indexing the assets, we perform standardized pre-processing, including (1) renaming assets using a canonical naming scheme, (2) reorienting the meshes to a consistent forward-facing direction, and (3) rendering a normalized front-view image for visual feature extraction. BLIP-2 embeddings computed from these renders provide category-independent semantic representations that significantly improve retrieval robustness. Assets sourced from external repositories such as Objaverse undergo the same processing pipeline, ensuring consistent metadata, front-view rendering, and embedding extraction.

At retrieval time, given an IDSL object o_i , candidate assets are ranked using a multi-modal matching function combining semantic similarity, geometric compatibility, and stylistic coherence:

$$\begin{aligned}
\text{score}(a, o_i) = & \lambda_{\text{sem}} \cdot \text{sim}_{\text{BLIP}}(f_a, f_{o_i}) \\
& + \lambda_{\text{geo}} \cdot \text{IoU}(\text{obb}_a, \text{obb}_{o_i}) \\
& + \lambda_{\text{style}} \cdot \psi(s_a, s_{\text{room}}).
\end{aligned}$$

If the top-ranked asset falls below a threshold τ , the system invokes a corresponding procedural generator from our

library of 27 category-specific PCG modules. These generators synthesize geometry consistent with the target bounding box and stylistic parameters, enabling flexible and reliable instantiation even when no suitable asset is found in the static corpus.

Once selected or generated, the asset is placed in the scene using the transform specified in IDSL. The system then performs clearance checking against structural elements and nearby objects, resolves orientation according to the standardized forward direction, assigns PBR materials, and normalizes UV coordinates to maintain consistent texel density across the scene. This hybrid retrieval-and-generation pipeline ensures that all object-level specifications in IDSL are matched with high-fidelity, contextually compatible assets, supporting both large-scale diversity and precise controllability.

D.2. Relationship-Aware Post-Placement Optimization

Once all objects are instantiated in the scene according to their IDSL-specified transforms, we perform a relationship-aware post-processing step to correct positional inaccuracies and enforce physically plausible spatial relationships. Because retrieved or procedurally generated assets may not perfectly match the target bounding box or proportions expected by IDSL, small geometric discrepancies can accumulate. These deviations may violate semantic relations—for example, cups floating above a table surface if the retrieved table is lower than expected or if its top surface does not align with the predicted support plane. To address this, each object is associated with a set of relational constraints extracted from IDSL in the form:

```

"relations": [
  {
    "relation": {
      "child_tags": ["-Subpart (top)", "Subpart (back)", "-Subpart (front)"],
      "parent_tags": ["Subpart (wall)", "-Subpart (support)", "Subpart (visible)", "-Subpart (ceiling)"],
      "margin": 0,
      "check_z": true,
      "rev_normal": false,
      "relation_type": "StableAgainst"
    },
    "target_name": "kitchen_0/0",
    "child_plane_idx": 0,
    "parent_plane_idx": 0,
    "value": null
  }
]

```

Each relation defines a pair of interacting surfaces (child and parent), their semantic subpart labels (e.g., support, top, back, visible), and the constraint type such as StableAgainst, OnTopOf, AlignedWith, or AdjacentTo. For a given object o_i , we retrieve all other objects in the scene that satisfy these relational descriptors and identify the corresponding geometric planes. Let P_i^{child}




Figure 5. Example of relationship-aware post-placement optimization. Left: before optimization, the desk lamp floats above the tabletop due to geometric mismatch between the retrieved asset and the IDSL-specified support relation. Right: after optimization, the lamp is precisely aligned and stably placed on the table surface, demonstrating the correction of support relations and elimination of floating artifacts.

and P_j^{parent} denote the matched planes from object o_i and its relational partner o_j . The optimization adjusts the placement transform of o_i to minimize spatial violations:

$$\begin{aligned} \min_{\mathbf{p}_i, \mathbf{q}_i} & d(T_i(P_i^{\text{child}}), T_j(P_j^{\text{parent}})) \\ & + \lambda_{\text{stab}} E_{\text{stability}}(o_i) \\ & + \lambda_{\text{coll}} E_{\text{collision}}(o_i). \end{aligned}$$

where the first term enforces geometric alignment between relational surfaces (e.g., cup bottom plane aligning with table top plane), $E_{\text{stability}}$ ensures the object sits naturally under gravity (eliminating floating or sinking artifacts), and $E_{\text{collision}}$ penalizes interpenetration with neighboring geometry. Optimizations are solved via projected gradient descent with small-step updates to preserve placement intent while correcting errors from asset mismatch.

This process yields significant improvements in physical plausibility and scene realism. Support relations are correctly enforced (objects rest firmly on supporting surfaces), and adjacency or alignment relations are respected (e.g., chairs slide under desks, appliances snap to counters). Floating, sinking, or intersecting artifacts are effectively eliminated. Figure 5 shows a representative example: before optimization, a desk lamp matched from the asset corpus floats above the tabletop due to geometric mismatch; after applying our relationship-aware correction, the lamp is accurately aligned to the table’s top surface, demonstrating the effectiveness of our post-processing strategy. As a result, the final scene adheres not only to the semantic intent of IDSL but also to practical geometric coherence, enabling downstream rendering, simulation, and VR/AR applications to operate on structurally valid environments.

E. Additional Experimental Results

E.1. Ablation study on the Self-Regulating Scene Optimization

We conduct an ablation study to evaluate the contribution of each component in the Self-Regulating Scene Optimization

Configuration	LF \uparrow	CSR _{count} \uparrow	CSR _{rel} \uparrow
w/o Dual-Channel Energy Dynamics	0.49	0.76	0.78
w/o Progressive Rule Activation	0.47	0.72	0.80
w/o Feedback Annealing	0.51	0.79	0.81
Full Model	0.58	0.89	0.90

Table 9. Ablation study on the Self-Regulating Scene Optimization module. We disable one key component at a time while keeping the rest unchanged.

module, as summarized in Table 9. Removing the *dual-channel energy dynamics* results in a noticeable drop across all three metrics, indicating that jointly modeling geometric feasibility and semantic organization as two coordinated energy fields is essential for producing balanced and stable layouts. Disabling the *progressive rule activation* further degrades both LF and CSR_{count}, suggesting that simultaneously activating structural, functional, and aesthetic rules causes early-stage conflicts and prevents stable convergence. Finally, removing the *feedback-driven annealing* also reduces performance, since the optimizer loses its ability to dynamically adjust the exploration–refinement balance according to the rule-satisfaction rate. Overall, the full model clearly outperforms all variants, demonstrating that the interplay among dual-channel energy, staged rule scheduling, and self-feedback annealing is crucial for generating structurally stable and semantically coherent scene configurations.

E.2. LLM Parameter Parsing Evaluation

As shown in Table 10, we conducted the evaluation using 50 test cases across all three levels, employing the GPT-4o model to assess the parsing capability of the LLM component. Table 10 evaluates LLM-based IDSL parsing across seven metrics grouped into three categories. **Semantic Accuracy** measures the correctness of predicted room types (*Room Type*), object categories (*Obj Class*), and spatial relations (*Rel Match*). **Structural Proximity** quantifies the structural fidelity between predictions and ground truth, including object-count correctness (*Obj Count*) and spatial layout deviation based on object-center distances (*Layout Error*). **Topological Consistency** evaluates higher-level scene-graph correctness: room adjacency (*Room Adj.*) in multi-room configurations and door/window-to-room assignment accuracy (*Open Assign*).

The LLM-based parser consistently outperforms the rule-based *CodeOnly* baseline across all three prompt settings, demonstrating clear improvements in nearly every metric. The enhancements in **Semantic Accuracy** reflect that the LLM more reliably captures room semantics, object categories, and spatial relations, particularly as descriptions become more detailed. In **Structural Proximity**, the LLM consistently performs better in object-count fidelity and lay-

Setting / Method		Semantic Accuracy \uparrow			Structural Proximity \uparrow		Topological Consistency \uparrow	
		Room Type	Obj Class	Rel Match	Obj Count	Layout Error	Room Adj.	Open Assign
Simple Single-Room	CodeOnly	0.74	0.65	0.62	0.54	0.42	–	0.57
	LLM (Ours)	0.93	0.87	0.85	0.75	0.62	–	0.86
Complex Single-Room	CodeOnly	0.65	0.63	0.55	0.61	0.35	–	0.46
	LLM (Ours)	0.89	0.82	0.81	0.79	0.69	–	0.57
Multi-Room Suite	CodeOnly	0.69	0.61	0.58	0.59	0.49	0.64	0.50
	LLM (Ours)	0.85	0.80	0.78	0.78	0.79	0.87	0.90

Table 10. LLM-based IDSL parsing across three prompt settings and two parsing methods. LLM-based IDSL parsing performance across three prompt settings and two parsing methods. Semantic Accuracy evaluates correctness over room types (Room Type), object categories (Obj Class), and spatial relations (Rel Match). Structural Proximity measures object-count fidelity (Obj Count) and spatial layout deviation (Layout Error). Topological Consistency assesses room-adjacency correctness (Room Adj.) and door/window-to-room assignment (Open Assign).

out error, suggesting that it is more capable of inferring object presence and approximating their spatial arrangement directly from natural language input. For **Topological Consistency**, the LLM achieves higher accuracy in predicting room adjacency and assigning door/window openings to the correct room boundaries, especially in more complex multi-room configurations.

E.3. Additional Visualizations

To validate the diverse design outcomes generated by RoomPilot based on varying user inputs, we present additional visual results shown in Figure 6. The top row features detailed descriptions of three apartment layouts, paired with their corresponding 3D visualizations. These scenes, created according to user specifications, represent various room types such as living rooms, bedrooms, bathrooms, and kitchens, demonstrating RoomPilot’s ability to transform complex design instructions into realistic spatial arrangements. The bottom row displays the CAD floor plans for each layout, offering technical blueprints that serve as a reference for the 3D visualizations. This allows for a clear comparison between the two representations.

F. Details of Experiments

F.1. Controllability Metrics

To quantitatively evaluate controllable scene generation, we employ three metrics computed from the unified IDSL-based evaluation pipeline: Layout Fidelity (LF), Constraint Satisfaction Rate on object count ($\text{CSR}_{\text{count}}$), and Constraint Satisfaction Rate on relational constraints (CSR_{rel}).

Layout Fidelity (LF). LF measures how faithfully a generated layout follows a target spatial configuration. We compute LF by converting both the reference and generated scenes into semantic masks and computing a category-wise Intersection-over-Union (IoU).

Data preparation. From each IDSL scene, we extract

object categories, 3D bounding boxes (projected onto the floor plane), and the room polygon to define a unified spatial domain for rasterization.

Semantic rasterization. Both the reference and generated layouts are rasterized onto a fixed-resolution grid. For each object, its 2D footprint $[x_{\min}, x_{\max}] \times [y_{\min}, y_{\max}]$ is filled with the corresponding semantic category ID, producing M_{ref} and M_{gen} .

IoU computation. For each category c , we compute:

$$\text{IoU}_c = \frac{|M_{\text{ref}} = c \wedge M_{\text{gen}} = c|}{|M_{\text{ref}} = c \vee M_{\text{gen}} = c|}. \quad (12)$$

LF is the mean over all categories:

$$\text{LF} = \frac{1}{|\mathcal{C}|} \sum_{c \in \mathcal{C}} \text{IoU}_c. \quad (13)$$

This metric captures spatial controllability by penalizing misplaced, missing, or geometrically inconsistent objects, and complements $\text{CSR}_{\text{count}}$ and CSR_{rel} which evaluate constraint satisfaction.

$\text{CSR}_{\text{count}}$. $\text{CSR}_{\text{count}}$ evaluates whether the generated scene satisfies the object-count constraints. Let n_c^{ref} and n_c^{gen} denote reference and generated counts. We compute the strict version as:

$$\text{CSR}_{\text{count}}^{\text{strict}} = \frac{1}{|\mathcal{C}|} \sum_{c \in \mathcal{C}} \mathbb{I}[n_c^{\text{ref}} = n_c^{\text{gen}}]. \quad (14)$$

The soft version is:

$$\text{CSR}_{\text{count}}^{\text{soft}} = \frac{1}{|\mathcal{C}|} \sum_{c \in \mathcal{C}} \frac{\min(n_c^{\text{ref}}, n_c^{\text{gen}})}{\max(n_c^{\text{ref}}, n_c^{\text{gen}})}. \quad (15)$$

CSR_{rel} . CSR_{rel} measures whether geometric and functional constraints are satisfied, including Facing, Near, and StableAgainst. It is computed as:

$$\text{CSR}_{\text{rel}} = \frac{1}{|\mathcal{R}|} \sum_{r \in \mathcal{R}} \mathbb{I}[\text{constraint}(r) = \text{satisfied}]. \quad (16)$$

I want a three-bedroom apartment with a living room. The living room should have a coffee table and chairs in the center, with a floor lamp next to the sofa. Each bedroom should have a potted plant and a small coffee table, with the bed facing the door. The bathroom's sink should be placed near the door.

I prefer a three-bedroom apartment with a living room. The living room should have two sofas arranged face-to-face, with some green plants. The master bedroom should be as large as possible. Each bedroom should have three chairs, and the bathroom's sink should be placed far from the door.

Design me a suite with a living room. The living room should have two sofas arranged face-to-face, with some green plants. The bedroom should have a floor lamp near the door. The bathroom should have a toilet and a potted plant.



Detailed descriptions

Overview

Overview

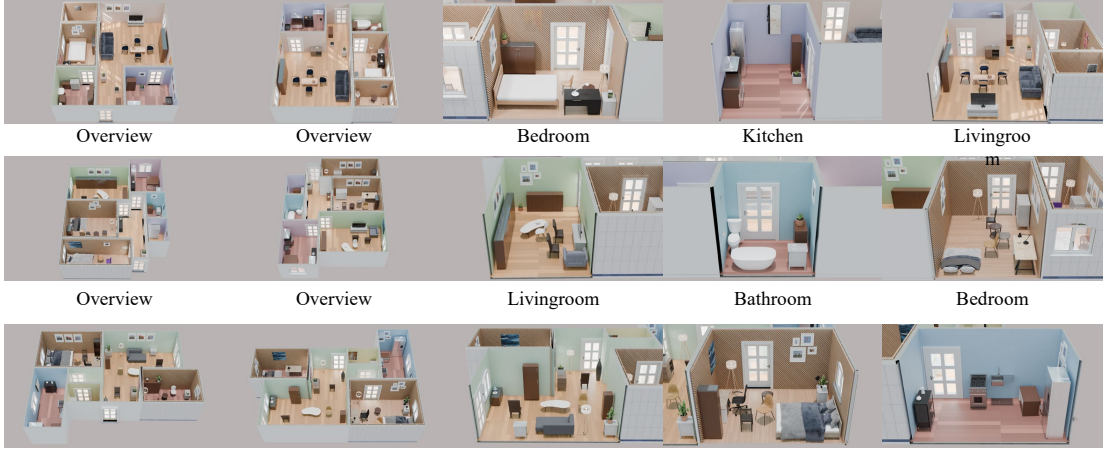
Livingroom

Bedroom

Bathroom



CAD floor plans



Overview

Overview

Bedroom

Kitchen

Livingroom

Overview

Overview

Livingroom

Bathroom

Bedroom

Overview

Overview

Livingroom

Bedroom

Kitchen

Figure 6. Visual results of RoomPilot across different settings. The top row displays the detailed descriptions and corresponding 3D scenes. The bottom row shows the CAD floor plans for each layout, with the corresponding 3D visualizations different room types.

Each relational constraint is checked using the following rules:

$$\Delta\theta \leq \theta_{\max} \quad (\text{Facing}), \quad (17)$$

$$\|p_a - p_b\|_2 \leq d_{\max} \quad (\text{Near}), \quad (18)$$

$$\text{dist}(p, \partial\Omega) \leq m_{\max} \quad (\text{StableAgainst}). \quad (19)$$

These three metrics jointly capture the spatial, semantic, and relational controllability of the generated scenes.