

Towards Fine-Grained Recognition with Large Visual Language Models: Benchmark and Optimization Strategies

Cong Pang*

ShanghaiTech University
pangcong2022@shanghaitech.edu.cn

Hongtao Yu*

Southeast University
yuht@njjust.edu.cn

Zixuan Chen

SenseTime Research
chenzixuan3@sensetime.com

Lewei Lu

SenseTime Research
luotto@sensetime.com

Xin Lou†

ShanghaiTech University
louxin@shanghaitech.edu.cn

Abstract

Large Vision Language Models (LVLMs) have made remarkable progress, enabling sophisticated vision-language interaction and dialogue applications. However, existing benchmarks primarily focus on reasoning tasks, often neglecting fine-grained recognition, which is crucial for practical application scenarios. To address this gap, we introduce the Fine-grained Recognition Open World (FROW) benchmark, designed for detailed evaluation of LVLMs with GPT-4o. On the basis of that, we propose a novel optimization strategy from two perspectives: *data construction* and *training process*, to improve the performance of LVLMs. Our dataset includes mosaic data, which combines multiple short-answer responses, and open-world data, generated from real-world questions and answers using GPT-4o, creating a comprehensive framework for evaluating fine-grained recognition in LVLMs. Experiments show that mosaic data improves category recognition accuracy by 1% and open-world data boosts FROW benchmark accuracy by 10%-20% and content accuracy by 6%-12%. Meanwhile, incorporating fine-grained data into the pre-training phase can improve the model’s category recognition accuracy by up to 10%. The benchmark will be available at <https://github.com/pc-inno/FROW>.

1 Introduction

Large Language Models (LLMs) have demonstrated exceptional performance in open-domain language tasks, marking significant strides toward the realization of Artificial General Intelligence (AGI). Similarly, advancements in Large Vision-Language Models (LVLMs) [1, 2, 3, 4, 5, 6, 7] have enabled sophisticated vision-language interactions and complex dialogue capabilities. To evaluate these models, a variety of benchmarks have been introduced, spanning from general-purpose to domain-specific tasks [8, 9, 10, 11, 12, 13, 14]. However, few evaluations focus on fine-grained image tasks—a critical aspect of computer vision—which involve distinguishing objects among multiple subordinate categories. Current benchmarks [15, 16] predominantly evaluate fine-grained capabilities using multiple-choice questions, simplifying the task by limiting the search space. Consequently, the true extent of LVLMs’ fine-grained recognition abilities remains unclear. For instance, as illustrated in

*Equal contribution.

†Corresponding author.




Figure 1: The left panel depicts the model’s recognition accuracy on fine-grained multiple-choice questions, while the right panel showcases its accuracy on the FROW benchmark. Detailed scores are provided in Table 1. Dashed lines represent the recognition accuracy of LVLMs optimized using the proposed strategy, highlighting performance improvements for both InternVL and LLaVA. The images used in the evaluation are drawn from six fine-grained datasets: FGVC-Aircraft [17], Caltech-UCSD Birds-200-2011 [18], Food-101 [19], Stanford Dogs [20], Oxford Flowers-102 [21], and VegFru [22].

Figure 1, GPT-4o achieved near-perfect accuracy in multiple-choice fine-grained recognition tasks, highlighting the limitations of existing evaluations.

To address the gap, we develop a more challenging **Fine-grained Recognition Open-World** benchmark (**FROW**) based on images and Wikipedia content. To thoroughly assess LVLMs and their fine-grained recognition capabilities, we employ expert models to evaluate various models on this benchmark. Composed entirely of open-ended questions, FROW requires models to identify objects in images accurately before providing correct answers. The benchmark assesses responses using two primary metrics: *recognition accuracy* and *content accuracy*. Recognition accuracy evaluates whether a model correctly identifies objects in images, whereas content accuracy gauges whether the model’s responses are factually correct. As shown in Figure 1, the results demonstrate that both proprietary and open-source LVLMs exhibit significant deficiencies in fine-grained recognition and domain-specific knowledge. These findings highlight the critical need for improving LVLMs’ performance in such tasks to enable meaningful reasoning. Misidentifying objects renders subsequent reasoning invalid, emphasizing the foundational importance of fine-grained recognition, as also highlighted by [15]. Given these limitations, we further propose dedicated optimization strategies. Previous research [15] attributes the inadequate performance of LVLMs in fine-grained tasks primarily to the lack of sufficient fine-grained data. Our study reaffirms the pivotal role of data in advancing these capabilities. Moreover, limited attention has been devoted to fine-grained recognition during training, leaving a significant gap in model development. To address this, we present a comprehensive approach to optimize LLM training and enhance their fine-grained recognition performance.

On the data front, we create *mosaic* datasets by combining resized images into composite visuals, accompanied by specially crafted QA pairs tailored to this format. This approach boosts recognition accuracy by an average of 1%. Building on this, we incorporate *open-world* data featuring both introduction-style and open-ended questions. The introduction-style questions provide contextual background on image objects, with answers synthesized from Wikipedia entries using GPT-4o. In parallel, the open-ended QA follows a reference format similar to that depicted in Figure 2. Together, these enhancements significantly outperform the baseline model, achieving at least a 10% increase in recognition accuracy and a 6%–12% improvement in content accuracy across various categories in the FROW benchmark.

In terms of training optimization, we incorporate all fine-grained recognition data during the pre-training alignment phase and only a small portion during the Supervised Fine-Tuning (SFT) stage. This approach not only boosts the model’s maximum fine-grained category recognition rate by up to 10%, but also minimize the impact on other general capabilities. In summary, our contributions are summarized as follows:

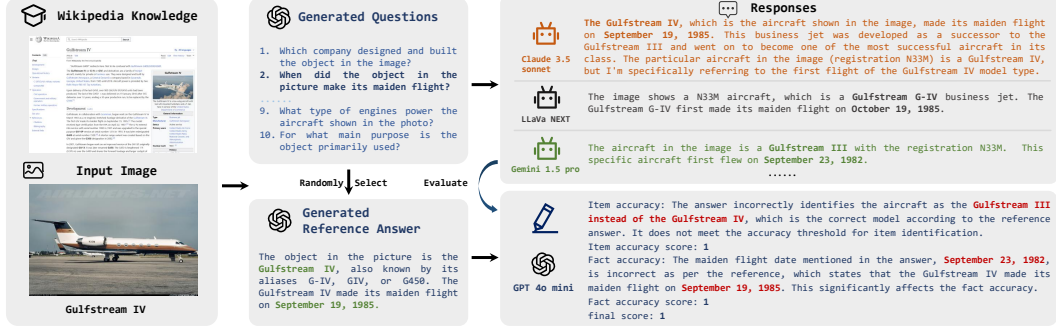


Figure 2: The proposed pipeline of data curation and evaluation examples.

- We introduce a more challenging fine-grained recognition benchmark and establish clear evaluation criteria. We then employ GPT-4o to evaluate the resulting responses. To the best of our knowledge, this is the first open benchmark specifically designed to evaluate fine-grained recognition capabilities.
- Mosaic data and open-world data are constructed to significantly enhance the recognition accuracy and generalization of models on fine-grained recognition tasks.
- By optimizing the data allocation at different stages of the training process, we not only improve the upper limit of the recognition ability of the model but also reduce its impact on general capabilities.

2 Related work

2.1 Training stages of LVLMs

Visual language models are typically trained in two main stages: pretraining for feature alignment and supervised fine-tuning. In the pretraining stage, models such as LLaVA [5] align visual inputs with textual descriptions by optimizing the projection matrix that connects these two modalities. During this process, the visual encoder and LLM weights remain frozen, ensuring that the model focuses solely on learning how to map visual features to the corresponding textual representations. Qwen-VL-chat [1] similarly employs a large, weakly labeled dataset to achieve this alignment, enabling robust generalization across diverse visual and textual inputs. InternVL [2] further enhances pretraining by incorporating multiple tasks, including image captioning, object detection and OCR, thereby fostering a more nuanced understanding of visual content. Furthermore, expanding the pretraining dataset to encompass more knowledge-rich data can significantly enhance model performance, particularly for fine-grained recognition tasks that require deeper contextual comprehension and precision.

2.2 Benchmarks for evaluating LVLMs

Understanding and reasoning are key capabilities for LVLMs. Understanding encompasses visual perception (evaluated by benchmarks like Q-Bench [11] for tasks such as object detection) and contextual comprehension (e.g., MMNeedle [23] for long-context multimodal sequences), with modality-specific understanding like VideoNIAH [13] focusing on spatio-temporal perception in video. Reasoning, on the other hand, assesses a model’s ability to integrate visual and domain-specific knowledge, such as Math-Vision [24] for math-related tasks. While many benchmarks assess general capabilities, fine-grained recognition has often been neglected, and existing objective benchmarks [16, 15] fail to fully capture this aspect, highlighting the need for a subjective benchmark specifically targeting fine-grained recognition.

2.3 Fine-grained recognition tasks for LVLMs

To address the limitations in evaluating LVLMs on fine-grained object classification tasks, such as FOCI [16] and ImageWikiQA [15], the FOCI benchmark systematically assesses LVLMs using domain-specific data subsets and negative sample mining in a multiple-choice format. Experimental results show that while LVLMs excel in image understanding and reasoning, their fine-grained classification performance remains inferior to CLIP models due to insufficient alignment between the image encoder and language model, highlighting the need for pretraining with finely annotated datasets.







CUB-200-2011	VegFru	Stanforddog
<p>Q: What is the primary diet of the bird in the picture?</p> <p>A: The bird in the picture is a great crested flycatcher. The primary diet of the great crested flycatcher is mainly composed of insects and other invertebrates...</p> 	<p>Q: What are some other colors of the object in the image?</p> <p>A: The object in the picture is a Chinese pumpkin. Besides the traditional orange color, pumpkins come in other colors, include white, green, blue...</p> 	<p>Q: What is the typical weight range for this breed?</p> <p>A: The typical weight range for a Chihuahua varies slightly depending on the standards of different kennel clubs, weighing between 1.5 and 2.5 kilograms...</p> 
Fine-grained Category: Great Crested Flycatcher	Fine-grained Category: Chinese Pumpkin	Fine-grained Category: Chihuahua
Flowers102	Aircraft	Food-101
<p>Q: What family does the plant in the picture belong to?</p> <p>A: The flower shown is commonly known as a buttercup. The plant in the picture belongs to the family Ranunculaceae...</p> 	<p>Q: When did the object in the picture make its maiden flight?</p> <p>A: The object in the picture is the Gulfstream IV, also known by its aliases G-IV. The Gulfstream IV made its maiden flight on September 19, 1985...</p> 	<p>Q: What type of cheese is commonly used in the filling of the pastries in the picture?</p> <p>A: The pastries shown in the picture are known as cannoli. The type of cheese commonly used in the filling of cannoli is ricotta cheese...</p> 
Fine-grained Category: Buttercup	Fine-grained Category: Gulfstream IV	Fine-grained Category: Cannoli

Figure 3: Some examples of the benchmark, including questions and reference answers.

Additionally, ImageWikiQA [15] finds that critical classification information exists in the latent space of VLMs but requires sufficient training data for effective decoding. A strong correlation between class exposure frequency and classification performance suggests that incorporating classification-relevant datasets during VLM training significantly enhances accuracy. However, ImageWikiQA’s multiple-choice format remains a constraint, as higher accuracy in such tasks does not necessarily translate to better recognition in open-world scenarios.

3 Fine-grained recognition open-world benchmark

In this section, we will focus on the data curation and evaluation approach of the FROW benchmark, as well as the experimental results.

3.1 Data curation

To ensure both the quality and diversity of the dataset, we employ images sourced from six well-established fine-grained datasets: FGVC-Aircraft [17], Caltech-UCSD Birds-200-2011 [18], Food-101 [19], Stanford Dogs [20], Oxford Flowers-102 [21], and VegFru [22]. A total of 859 categories are extracted from these datasets. For each category, a single image is selected from the respective testset, and then a question is generated using GPT-4o, based on category information obtained from Wikipedia.

The data curation pipeline is illustrated in Figure 2. First, for each fine-grained category, we retrieve relevant information from Wikipedia and subsequently prompt GPT-4o to generate questions based on the retrieved content. We ensure that the generated questions remain pertinent without explicitly mentioning the category itself, thereby requiring the model to accurately infer the fine-grained category prior to answering. Next, we prompt GPT-4o to filter out both low-quality and unanswerable questions, and finally, we manually verify the validity of the remaining questions.

To facilitate subsequent evaluation of LVLM’s responses, we then prompt GPT-4o to produce a referenced answer grounded in both the fine-grained category of the object and the relevant Wikipedia information. Because objects may have multiple valid names for the same fine-grained category, we instruct GPT-4o to include all potentially correct category names in its referenced answer. The detailed representations of the samples in FROW are provided in Figure 3.

3.2 Evaluation metrics and results

Evaluation model To evaluate the quality of open-ended responses generated by LVLMs on our benchmark, we adopt the approach of employing advanced proprietary models as evaluators, following recent studies [25, 26]. Specifically, we initially consider GPT-4o and GPT-4o-mini, two widely recognized and sophisticated proprietary models, for this task. Through extensive experimentation, we observe that both models produce consistent and accurate scores when provided with well-defined evaluation criteria. Considering the observed consistency and the necessity of cost efficiency, we ultimately select GPT-4o-mini as the primary evaluator for assessing responses.

Table 1: The following results pertain to the evaluation of various LVLM models on the FROW benchmark. An asterisk (*) denotes outcomes obtained after applying the optimization strategy. The optimized versions of InternVL and LLaVA demonstrate performance gains exceeding 10 points, with InternVL achieving results that closely approximate the performance of GPT-4o.

	Model	CUB-200-2011	Stanford Dog	Flowers102	Food101	VegFru	Aircraft
Proprietary	GPT-4o [4]	64.20	62.83	70.98	75.00	60.17	63.80
	Claude 3.5 sonnet [3]	59.30	62.00	73.53	68.60	54.94	64.40
	Gemini 1.5 pro [7]	62.40	69.33	65.10	69.20	63.29	50.80
	GLM v plus [27]	49.90	52.33	56.67	62.60	43.04	42.60
	Doubao 1.5 vision pro	48.10	59.33	64.51	70.60	54.60	49.40
	Step 1v	51.30	62.33	59.22	70.40	50.30	51.80
	Hunyuan vision [28]	34.10	40.50	46.67	58.60	42.45	29.60
Open Source	Qwen-VL-chat-78B [1]	28.80	48.67	53.73	57.20	42.87	35.80
	InternVL 2.5-8B [2]	27.70	24.92	30.98	42.53	21.52	16.80
	LLaVA 1.5-7B [5]	15.80	19.50	19.02	39.00	21.60	16.40
	InternVL 2.5-8B*	54.70 (+27.00)	57.17 (+32.25)	58.43 (+27.55)	63.00 (+20.63)	55.27 (+33.75)	31.80 (+15.00)
	LLaVA 1.5-7B*	28.70 (+12.90)	53.00 (+33.50)	29.80 (+10.78)	49.40 (+10.40)	40.25 (+18.55)	25.60 (+9.20)

Prior to deciding on GPT-4o-mini for evaluation, we conduct a comparative study involving human annotators, GPT-4o, GPT-4o-mini and Claude 3.5 sonnet. We score 300 randomly sampled LVLM responses and find that GPT-4o and GPT-4o-mini produce nearly identical results, with an average discrepancy of less than 1%. Additionally, the discrepancy between Claude3.5 and GPT-4o is within 1.1%. The discrepancy between human annotations and GPT-4o is within 1%.

Evaluation criteria When designing the evaluation criteria, we comprehensively assess the model’s answers from two perspectives: 1) *recognition accuracy* and 2) *content accuracy*.

Specifically, since the questions in the benchmark are constructed based on fine-grained category information of objects, the recognition accuracy evaluates whether the model can identify the fine-grained category of the object. Considering the model’s response to category may lack precision, we define a three-level evaluating system, ranging from 0 to 2 points, to reflect the precision of category recognition. Higher scores are awarded for more precise recognition. For example, consider a scenario in which the ground truth label is “Boeing 737-600”. Suppose two responses are provided: “Boeing 737” and “Boeing 737-200”. In this case, the first response would receive one point, while the second response would receive zero points. To ensure the scoring is well-founded, we will first have GPT-4o-mini explain the rationale behind its evaluation, and then assign an appropriate score.

The content accuracy is assessed by evaluating the correctness of the information provided for fine-grained categories within the response. To achieve this, we first prompt GPT-4o to generate a referenced answer using the name of the object and relevant information sourced from Wikipedia. Subsequently, we define a four-level evaluation system, based on the referenced answer, to assess the correctness of the model’s response. In this system, a score of 0 indicates that the response contains no correct information. Scores of 1 or 2 reflect the presence of partial errors, with the specific score determined by GPT-4o-mini. A score of 3 indicates that the response is completely accurate. The detailed evaluation prompt is outlined in Appendix A.2.

Finally, the average values of the recognition accuracy score and the content accuracy score are utilized as the final evaluation metrics.

Evaluation results We assess the performance of current open-source and proprietary large vision-language models (LVLMs) using our benchmark, with scores converted to a percentage scale as detailed in Table 1. The proprietary models are evaluated include GPT-4o [4], Claude-3.5-Sonnet [3], and Gemini-1.5-Pro [7], while the open-source models comprise Qwen-VL-chat [1], InternVL-2.5 [2], and LLaVA-1.5 [5].

Table 1 demonstrates that current open-source models continue to underperform on FROW benchmarks. Notably, even larger models, such as Qwen-VL-Chat, exhibit a significant performance gap compared to GPT-4o. To address this issue, we select the open-source models InternVL 2.5, both with 8 billion parameters, to explore strategies for data construction and training optimization.

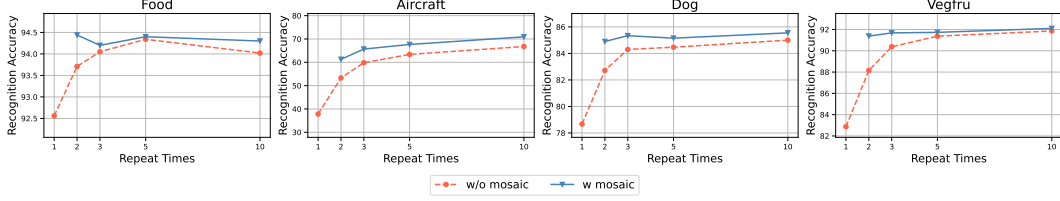


Figure 4: Comparison of recognition accuracy among different repetitions of dataset. As the number of repetitions in the dataset increases, the recognition rate shows signs of convergence. However, the model with the inclusion of mosaic data converges faster and achieves a higher accuracy upon convergence.

4 Optimization strategies for fine-grained recognition

In Section 4.1, we will provide an overview of the models and datasets utilized in our study. In Section 4.2, we will focus on the data perspective, discussing what types of data can enhance the model’s fine-grained recognition capabilities. In Section 4.3, we will explore strategies from the training stage perspective to effectively enable the model to learn fine-grained knowledge.

4.1 Experimental setup

Model Considering the training costs, we perform experimental validation on InternVL-2.5-8B [2]. The vision encoder and language model parameters are initialized using their respective original weights.

Dataset For the training data, we incorporate both general data, consisting of 558K aligned samples and 665K supervised fine-tuning samples from LLaVA [5], and fine-grained data, which consist of open-ended questions generated based on the training sets of six well-established fine-grained datasets. For the validation data, we evaluate the LVLm’s general capabilities on several popular benchmarks, including AI2D [29], ChartQA [9], DocVQA [8], InfographicsVQA [10], MathVista [14], and POPE [30]. To assess fine-grained capabilities, we use our fine-grained benchmark and open-ended answers generated from the test sets of the fine-grained datasets. Details of the generated fine-grained training and validation samples are provided in Appendix B.1.

4.2 Data construction

In this section, we validate the effectiveness of the proposed data during the SFT stage. The recognition accuracy is assessed using the short-answer benchmark, as the model is trained on short-answer data. Notably, this data also enhances performance on the **FROW** benchmark, as illustrated in Figure 8.

Mosaic data During our experiments, we observe that fine-grained recognition tasks in LVLm require data to be repeated many times to reach convergence, nearly 10 times, and the performance ceiling is relatively low. This leads us to consider whether data augmentation in recognition tasks could be effective. We experiment with using AutoAugment[31] for data augmentation during training and it really improves the performance, but it cannot reduce the amount of data. To address this, we propose an image mosaic strategy, where images of the same class are mosaicked together following a fixed pattern. We then construct question-answer pairs based on the mosaic images. The way to construct mosaic data is shown in Figure 5. We find that this method not only improves recognition accuracy,



Figure 5: The process of constructing mosaic images: First, a pattern is randomly selected. Based on the chosen pattern, the same number of categories are randomly selected, and from each category, one image is randomly picked. These images are then combined to form a $m \times n$ mosaic image. The example shown here illustrates a 3×3 pattern.

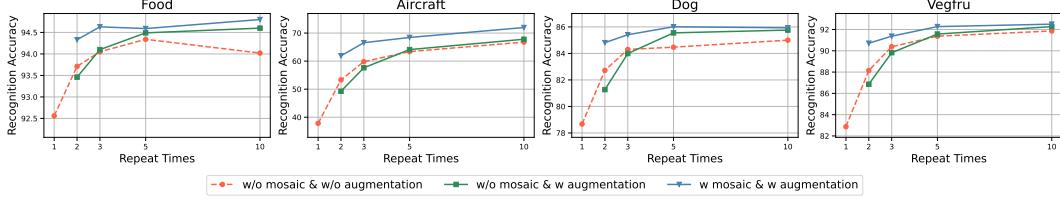


Figure 6: Comparison between the two ways of data augmentation. The blue represents the recognition accuracy without any data augmentation or mosaic data, the green represents the accuracy with only traditional data augmentation, and the orange represents the accuracy with both data augmentation and the addition of mosaic data.

but also greatly reduces the amount of training data required.

To facilitate comparison, we first establish a specific pattern for the mosaic image, using a 3×3 format in the experiment. Since each mosaic image consists of 9 individual images, it is repeated 9 times to match the amount of data of the short answer dataset. As shown in Figure 4, under the same amount of data, the model converges more quickly when using mosaic images and achieves higher recognition accuracy. This suggests that mosaic images are particularly effective.

Meanwhile, this kind of data augmentation doesn’t conflict with the traditional data augment, it could still improve the performance with AutoAugment. In the Figure 6, when the number of repetitions is low, models trained with two types of data augmentation may not have fully converged, which is why their performance is not significantly higher than models trained with only traditional data augmentation. However, as the number of repetitions increases, the models trained with these two augmentation methods gradually converge and consistently outperform others, achieving the highest recognition rate.

Open world data Incorporating short-answer data and mosaic data can enhance the model’s fine-grained recognition capabilities, leading to improved benchmark performance. However, exclusive reliance on these data types does not guarantee consistent performance gains and may result in stagnation or even a decline in content accuracy. The corresponding results are presented in Figure 7.

Therefore, we incorporate introduction-type data and open-ended data to inject additional knowledge into the model. At the same time, we remove questions from the training data that are identical to those in the benchmark to ensure that the model’s benchmark performance more accurately reflects its true capabilities.

For data related to introductions, we pre-define a set of questions designed to elicit background information about the object depicted in the image. To generate the corresponding introduction content, we prompt GPT-4 to summarize relevant information sourced from Wikipedia. To minimize potential inaccuracies in the generated summaries, we request GPT-4 to produce each summary three times. This process improves the reliability and robustness of the dataset for the introduction. The

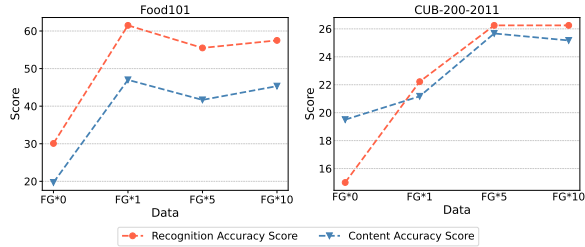


Figure 7: “FG*n” denotes that the fine-grained data are repeated n times during training. Each experiment contributes to the overall 558K SFT dataset. The reported values represent the scores from the FROW benchmark.

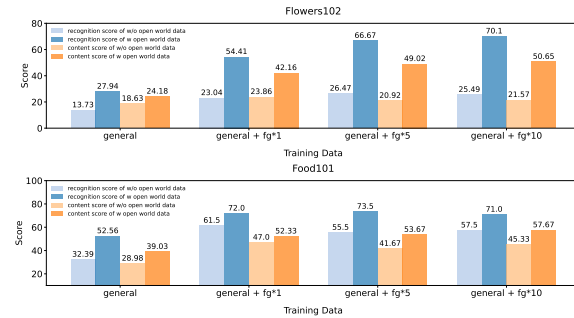


Figure 8: The general data is 665K SFT data and “FG*n” represents the fine-grained data are repeated n times during training. The dark-colored bars represent the scores when open world data is included, while the light-colored bars indicate the scores without open world data. Red represents the recognition accuracy scores, and blue represents the content accuracy scores.

Table 2: Results of InternVL trained under different settings on fine-grained and general tasks. The “558k” represents the alignment data, “665k” represents the generic fine-tuning data, while “fg” represents the fine-grained data used in training. “Short Answer” represents the results on questions about the object fine-grained category.

Setting	Training Process			General Capabilities					
	Alignment	FT	FT	<i>AI2D</i>	<i>ChartQA</i>	<i>DocVQA</i>	<i>InfographicsVQA</i>	<i>MathVista</i>	<i>POPE</i>
#1	558k	665k	–	65.31	27.36	42.43	30.27	22.6	87.6
#2	558k	665k	fg	48.67	13.45	20.36	18.89	16.7	83.39
#3	558k	665k+fg	–	65.02	26.79	41.11	28.34	23.2	87.6
#4	558k	fg	–	–	–	–	–	–	–

Setting	Training Process			Fine-grained Recognition Capabilities - Short Answer					
	Alignment	FT	FT	<i>Aircraft</i>	<i>CUB</i>	<i>Flowers102</i>	<i>Food-101</i>	<i>Dog</i>	<i>VegFru</i>
#1	558k	665k	–	–	–	–	–	–	–
#2	558k	665k	fg	68.4	83.32	92.66	94.03	84.51	91.65
#3	558k	665k+fg	–	66.03	83.84	92.19	94.46	85.33	90.77
#4	558k	fg	–	69.45	83.43	93.54	94.25	84.41	91.79

Setting	Training Process			Fine-grained Capabilities - FROW					
	Alignment	FT	FT	<i>Aircraft</i>	<i>CUB</i>	<i>Flowers102</i>	<i>Food-101</i>	<i>Dog</i>	<i>VegFru</i>
#1	558k	665k	–	–	–	–	–	–	–
#2	558k	665k	fg	38.17	54.75	61.69	76.75	59.79	62.66
#3	558k	665k+fg	–	41.34	55.38	56.36	64.25	56.88	59.78
#4	558k	fg	–	44.17	55.38	59.40	62.25	57.22	59.32

method for generating open-ended data follows the same procedure used to construct reference answers in benchmark datasets. Accordingly, for each category, the dataset consists of three introduction-type QA pairs and two open-ended QA pairs.

Figure 8 clearly demonstrates that incorporating open-world data significantly improves both recognition and content accuracy scores, with improvements ranging from 15% to 45%.

4.3 Training process

In the previous section, we discuss how fine-grained recognition capabilities of LVLMs can be enhanced from the perspective of data. In this section, we address the same issue from the perspective of the training process. For clarity, we break down the training into four stages. The first stage is the pretraining stage, where the visual and language models are pretrained separately, which is outside the scope of our discussion. The second stage is the alignment stage, where the alignment module is trained to bridge the gap between the vision and language modalities. The third stage is the fine-tuning stage, which aims to enhance the LVLm’s overall capabilities. Finally, the fourth stage focuses on improving the model’s performance on specific tasks.

In the following, we first detail the limitations of directly fine-tuning LVLMs on fine-grained data during the third and fourth stages. We then present our findings that the alignment module in LVLMs can also learn fine-grained knowledge. Finally, we propose a training paradigm that enables LVLMs to retain their general capabilities while acquiring strong fine-grained recognition abilities.

Evaluating the viability of the fourth stage As shown in Table 1, the fine-grained recognition capabilities of LVLMs are limited. A straightforward approach to improve fine-grained performance is to fine-tune LVLMs on fine-grained data (detailed in Appendix B.1). However, as demonstrated in Table 2, while the fine-tuned model shows improvements in fine-grained recognition, its performance on general tasks drops significantly compared to the original model (#1 and #2). This indicates that directly fine-tuning LVLMs on fine-grained data is not a viable solution.

Evaluating the viability of the third stage Previous results indicate that directly fine-tuning LVLMs on fine-grained data leads to significant forgetting of general knowledge. To address this, we experimented with merging fine-grained and general data during the fine-tuning process. As shown in Table 2, the model trained on mixed data (#3) demonstrates promising performance on

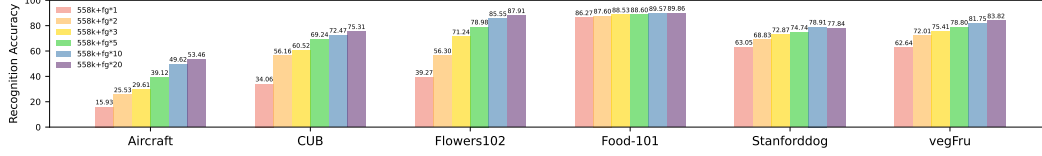


Figure 9: Fine-grained recognition accuracy of LVLMs trained on alignment data, with 558k general data and fine-grained data. “fg*n” represents the fine-grained data are repeated n times during training.

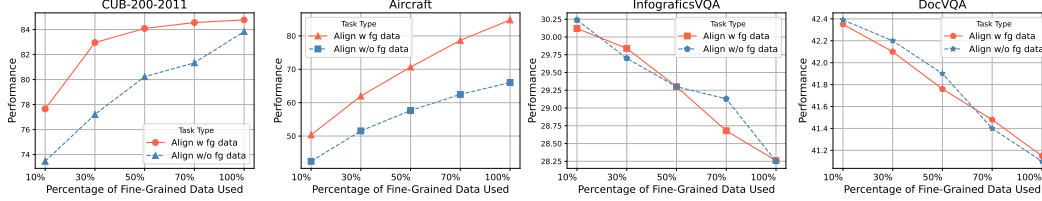


Figure 10: Performance of LVLMs on general and fine-grained tasks after fine-tuning with varying proportions of fine-grained data. The origin point represents models trained with fine-grained data included in the alignment stage, while blue dots indicate models trained without fine-grained data in the alignment stage.

both fine-grained and general tasks. However, its performance on general tasks is weaker compared to the model trained solely on general data (#1 and #3). Similarly, its performance on fine-grained tasks is also lower than that of the model trained exclusively on fine-grained data (#3 and #4). These findings suggest that the trade-off between learning fine-grained and general knowledge requires careful consideration, which is also mentioned by MM1 [12]).

Evaluating the viability of stage 2 To address the trade-off between fine-grained and general data, we experiment with incorporating fine-grained data at different stages to minimize their conflicting effects. The alignment training stage typically uses easily accessible, low-information image-text pairs to train the alignment module, with the goal of bridging the gap between vision and language modalities, rather than enhancing the model’s capabilities. However, when fine-grained data is incorporated into the alignment data, as shown in Figure 9, the alignment module demonstrate considerable fine-grained recognition ability when the amount of fine-grained data is sufficiently large, which suggests the feasibility of incorporating fine-grained data into the alignment process of training to enhance the LVLM’s fine-grained recognition capabilities.

Data allocation Building on the above findings, we propose incorporating fine-grained data during the alignment training stage to improve the fine-grained recognition capabilities of LVLMs. As shown in Figure 10, LVLM trained with fine-grained data during the alignment stage achieve strong fine-grained performance with only a small amount of fine-grained data in the fine-tuning stage. With the same amount of data, its fine-grained recognition accuracy consistently outperforms those do not include fine-grained data in the alignment stage. Regarding general capabilities, as illustrated in Figure 10, the model trained with fine-grained data during the alignment stage maintains comparable performance to models without fine-grained data, demonstrating that our proposed training paradigm can significantly enhance the fine-grained capabilities of LVLMs while preserving their general abilities. Additional results can be found in Appendix B.2.

5 Conclusion

Our work focuses on evaluating and enhancing the fine-grained recognition capabilities of LVLMs, a largely overlooked aspect in existing research. To assess these capabilities, we introduce FROW, a fine-grained benchmark that employs open-ended questions to evaluate LVLMs on complex recognition tasks. Additionally, we propose strategies in data construction and training processes to improve fine-grained recognition while preserving general task performance.

Limitations

While our training strategy enhances LVLMs’ fine-grained recognition, methods like preference alignment via RLHF or DPO remain underexplored, as our training is currently limited to the SFT stage. In data construction, our exploration of mosaic data is still preliminary, requiring further experiments to validate its effectiveness.

References

- [1] Jinze Bai, Shuai Bai, Shusheng Yang, Shijie Wang, Sinan Tan, Peng Wang, Junyang Lin, Chang Zhou, and Jingren Zhou. Qwen-VL: A Versatile Vision-Language Model for Understanding, Localization, Text Reading, and Beyond. *arXiv preprint arXiv:2308.12966*, 2023.
- [2] Zhe Chen, Jiannan Wu, Wenhai Wang, Weijie Su, Guo Chen, Sen Xing, Muyan Zhong, Qinglong Zhang, Xizhou Zhu, Lewei Lu, Bin Li, Ping Luo, Tong Lu, Yu Qiao, and Jifeng Dai. Intern VL: Scaling up Vision Foundation Models and Aligning for Generic Visual-Linguistic Tasks. In *Proc. IEEE Conf. Comp. Vis. Patt. Recogn.*, pages 24185–24198, 2024.
- [3] Anthropic. Claude 3.5 Sonnet, June 2024. <https://www.anthropic.com/news/claude-3-5-sonnet>.
- [4] Aaron Hurst, Adam Lerer, Adam P Goucher, Adam Perelman, Aditya Ramesh, Aidan Clark, AJ Ostrow, Akila Welihinda, Alan Hayes, Alec Radford, et al. Gpt-4o system card. *arXiv preprint arXiv:2410.21276*, 2024.
- [5] Haotian Liu, Chunyuan Li, Qingyang Wu, and Yong Jae Lee. Visual Instruction Tuning. In *Advances in Neural Inf. Process. Syst.*, 2023.
- [6] Haotian Liu, Chunyuan Li, Yuheng Li, Bo Li, Yuanhan Zhang, Sheng Shen, and Yong Jae Lee. LLaVA-NeXT: Improved reasoning, ocr, and world knowledge, January 2024.
- [7] G. Team, P. Georgiev, V. I. Lei, R. Burnell, L. Bai, A. Gulati, B. O. Batsaikhan, et al. Gemini 1.5: Unlocking multimodal understanding across millions of tokens of context. *arXiv preprint arXiv:2403.05530*, 2024.
- [8] Minesh Mathew, Dimosthenis Karatzas, and CV Jawahar. DocVQA: A dataset for vqa on document images. In *Proceedings of the IEEE/CVF winter conference on applications of computer vision*, pages 2200–2209, 2021.
- [9] Ahmed Masry, Do Xuan Long, Jia Qing Tan, Shafiq Joty, and Enamul Hoque. Chartqa: A benchmark for question answering about charts with visual and logical reasoning. *arXiv preprint arXiv:2203.10244*, 2022.
- [10] Minesh Mathew, Viraj Bagal, Rubèn Tito, Dimosthenis Karatzas, Ernest Valveny, and CV Jawahar. Infographicvqa. In *Proceedings of the IEEE/CVF Winter Conference on Applications of Computer Vision*, pages 1697–1706, 2022.
- [11] Haoning Wu, Zicheng Zhang, Erli Zhang, Chaofeng Chen, Liang Liao, Annan Wang, Chunyi Li, Wenxiu Sun, Qiong Yan, Guangtao Zhai, and Weisi Lin. Q-bench: A benchmark for general-purpose foundation models on low-level vision. In *Proc. Int. Conf. Learn. Representations*, 2024.
- [12] Brandon McKinzie, Zhe Gan, Jean-Philippe Fauconnier, Sam Dodge, Bowen Zhang, Philipp Duffer, Dhruvi Shah, Xianzhi Du, Futang Peng, Anton Belyi, et al. Mm1: methods, analysis and insights from multimodal llm pre-training. In *Proc. Eur. Conf. Comp. Vis.*, pages 304–323. Springer, 2025.
- [13] Zijia Zhao, Haoyu Lu, Yuqi Huo, Yifan Du, Tongtian Yue, Longteng Guo, Bingning Wang, Weipeng Chen, and Jing Liu. Needle in a video haystack: A scalable synthetic framework for benchmarking video mlms. *arXiv preprint*, 2024.

- [14] Pan Lu, Hritik Bansal, Tony Xia, Jiacheng Liu, Chunyuan Li, Hannaneh Hajishirzi, Hao Cheng, Kai-Wei Chang, Michel Galley, and Jianfeng Gao. Mathvista: Evaluating mathematical reasoning of foundation models in visual contexts. In *Proc. Int. Conf. Learn. Representations*, 2024.
- [15] Yuhui Zhang, Alyssa Unell, Xiaohan Wang, Dhruva Ghosh, Yuchang Su, Ludwig Schmidt, and Serena Yeung-Levy. Why are Visually-Grounded Language Models Bad at Image Classification? *Advances in Neural Inf. Process. Syst.*, 2024.
- [16] Gregor Geigle, Radu Timofte, and Goran Glavaš. "african or european swallow? benchmarking large vision-language models for fine-grained object classification". In *Proc. Conf. Empirical Methods in Natural Language Processing*, November 2024.
- [17] Subhansu Maji, Esa Rahtu, Juho Kannala, Matthew Blaschko, and Andrea Vedaldi. Fine-grained visual classification of aircraft. *arXiv preprint arXiv:1306.5151*, 2013.
- [18] Catherine Wah, Steve Branson, Peter Welinder, Pietro Perona, and Serge Belongie. The caltech-ucsd birds-200-2011 dataset. *Tech. Report CNS-TR-2011-001*, 2011.
- [19] Lukas Bossard, Matthieu Guillaumin, and Luc Van Gool. Food-101—mining discriminative components with random forests. In *Proc. Eur. Conf. Comp. Vis.*, pages 446–461. Springer, 2014.
- [20] A. Khosla, N. Jayadevaprakash, B. Yao, and L. Fei-Fei. Novel dataset for fine-grained image categorization. In *CVPR Workshop on Fine-Grained Visual Categorization*, pages 806–813, 2011.
- [21] Maria-Elena Nilsback and Andrew Zisserman. Automated flower classification over a large number of classes. In *2008 Sixth Indian conference on computer vision, graphics & image processing*, pages 722–729. IEEE, 2008.
- [22] Saihui Hou, Yushan Feng, and Zilei Wang. Vegfru: A domain-specific dataset for fine-grained visual categorization. In *Proc. IEEE Int. Conf. Comp. Vis.*, pages 541–549, 2017.
- [23] Hengyi Wang, Haizhou Shi, Shiwei Tan, Weiyei Qin, Wenyuan Wang, Tuny Zhang, Akshay Nambi, Tanuja Ganu, and Hao Wang. Multimodal needle in a haystack: Benchmarking long-context capability of multimodal large language models, 2024.
- [24] Ke Wang, Junting Pan, Weikang Shi, Zimu Lu, Mingjie Zhan, and Hongsheng Li. Measuring multimodal mathematical reasoning with math-vision dataset, 2024.
- [25] Liang Xu, Anqi Li, Lei Zhu, Hang Xue, Changtai Zhu, Kangkang Zhao, Haonan He, Xuanwei Zhang, Qiyue Kang, and Zhenzhong Lan. Superclue: A comprehensive chinese large language model benchmark. *arXiv preprint arXiv:2307.15020*, 2023.
- [26] Yang Liu, Dan Iter, Yichong Xu, Shuohang Wang, Ruochen Xu, and Chenguang Zhu. G-eval: Nlg evaluation using gpt-4 with better human alignment. In *Proc. Conf. Empirical Methods in Natural Language Processing*, 2023.
- [27] Team GLM, Aohan Zeng, Bin Xu, Bowen Wang, Chenhui Zhang, Da Yin, Dan Zhang, Diego Rojas, Guanyu Feng, Hanlin Zhao, et al. Chatglm: A family of large language models from glm-130b to glm-4 all tools. *arXiv preprint arXiv:2406.12793*, 2024.
- [28] Xingwu Sun, Yanfeng Chen, Yiqing Huang, Ruobing Xie, Jiaqi Zhu, Kai Zhang, Shuaipeng Li, Zhen Yang, Jonny Han, Xiaobo Shu, et al. Hunyuan-large: An open-source moe model with 52 billion activated parameters by tencent. *arXiv preprint arXiv:2411.02265*, 2024.
- [29] Aniruddha Kembhavi, Mike Salvato, Eric Kolve, Minjoon Seo, Hannaneh Hajishirzi, and Ali Farhadi. A diagram is worth a dozen images. In *Proc. Eur. Conf. Comp. Vis.*, pages 235–251. Springer, 2016.
- [30] Yifan Li, Yifan Du, Kun Zhou, Jinpeng Wang, Wayne Xin Zhao, and Ji-Rong Wen. Evaluating object hallucination in large vision-language models. *arXiv preprint arXiv:2305.10355*, 2023.
- [31] Ekin Dogus Cubuk, Barret Zoph, Dandelion Mane, Vijay Vasudevan, and Quoc V. Le. Autoaugment: Learning augmentation policies from data. In *Proc. IEEE Conf. Comp. Vis. Patt. Recogn.*, 2019.

A Benchmark

A.1 Dataset

We source images from six fine-grained datasets. Table 3 indicates their meta-classes, the amount of samples, the number of categories. For all datasets, we construct human-oriented evaluation questions based on their test sets. We use the original labels directly from the datasets for the machine-oriented evaluation.

Table 3: Details of six fine-grained datasets sorted by their numbers of categories. “Meta-class” refers to a high-level categorization of the dataset. “Categories” refers to the number of fine-grained categories. “Samples” refers to the total number of samples in each dataset.

Datasets	Meta-class	Categories	Samples
<i>FGVC Aircraft</i> [17]	Aircraft	100	6,667
<i>Food101</i> [19]	Food	101	101,000
<i>Flowers102</i> [21]	Flower	102	7,169
<i>Stanford Dogs</i> [20]	Dog	120	20,580
<i>CUB-200-2011</i> [18]	Bird	200	11,788
<i>VegFru</i> [22]	Vegetable	292	146,131

A.2 Prompts

Prompt of Generating Reference Answer

CONTEXT

You are an AI assistant who is good at recognizing the object in the image and solve the questions provided by the user.

OBJECTIVE

According to the provided <<<information>>> and <<<name>>>, answer the question.

RESPONSE

Answer the question in detail and the item name and all aliases should be contained in the answer.

<<<information>>>

{info}

<<<name>>>

{name}

QUESTION

{question}

Question

What regions do these birds breed in?



Generated Reference Answer of GPT-4o

The bronzed cowbird (*Molothrus aeneus*), also known as the red-eyed cowbird, breeds in regions stretching from the U.S. states of California, Arizona, New Mexico, Texas, and Louisiana, and continues south through Central America all the way to Panama.

Figure 11: Prompt of generating reference answer.

Prompt of Generating Open World Questions

CONTEXT

You are an AI assistant who is good at summarizing, and is also good at finding problems. Now I need you to ask targeted questions about the information I provided.

OBJECTIVE

Assuming you already know the name of the item in the picture, provide me with ten questions based on the <<<information>>> and <<<name>>> provided.

REQUEST

1. These questions must be answered according to the provided <<<information>>> and <<<name>>>
2. If I want to solve this problem, I must identify the item in the picture, but the name cannot exist in the question.
3. Item name is not allowed in questions and must be referred to by the item/object/aircraft/species in the picture/photo/image or similar expressions.
4. Use this information as background knowledge for yourself.

AMPHASIS

1. The <<<information>>> provided is redundant and the question asked must be relevant to the <<<name>>> provided.
2. The questions must not contain the <<<name>>>.
3. The questions must not contain detailed information.

RESPONSE

Please output these questions without any other content.

```
<<<information>>>
{information}
<<<name>>>
{name}
```



Generated Questions of GPT-4o

1. What is the primary geographical range of this bird in the North Pacific?
2. Which two Latin words form the specific epithet of this species?
3. What are the unique features of the bird's bill structure?
4. How does this bird remove excess salt from its body?
5. What kind of vocalizations does this bird exhibit during different behaviors?
6. Describe the nesting behavior and incubation period of this bird.
7. What constitutes the diet of this bird in pelagic waters?
8. What are the main threats to the conservation of this bird?
9. What is the estimated adult population count of this bird and its breeding range in the wild?
10. How does the bird ensure maximum trust between partners during the breeding period?"


Figure 12: Prompt of generating open world questions.

The Generated Fine-Grained Training and Validation Samples

Training Sample1:

Question: What species of the bird is?


Answer: The bird is a great crested flycatcher.



Training Sample2:

Question: What does the species of the dog belong to?

Answer: The dog is a chihuahua.



Validation Sample1:

Question: From your observation, what is the species of the flower shown in the image?

Answer: The flower is a Buttercup.




Figure 14: The generated training and validation fine-grained samples.

Prompt of Evaluating

CONTEXT

You are strict grading expert who is good at scoring model answers given reference answers and questions.

OBJECTIVE

According to the provided <<<reference>>> and question, <<<answer>>> is scored specifically scored from two dimensions: item_accuracy, fact_accuracy.

STANDARD

Item_accuracy_score:

0: The answer doesn't contain any item name in the picture or the item name is wrong compared with the reference answer.

1: The most coarse class name is right, but it is not specific.

2: The item name is right and is consistent with the reference answer.

Fact_accuracy_score:

0: The factual part of the answer, except for the item name, is inconsistent with the reference answer.

1-2: The factual part of the answer, except for the item name, is partly inconsistent with the reference answer.

3: The factual part of the answer, except for the item name, is consistent with the reference answer.

REQUEST

1. All item accuracy scores are within 0-2 points and Fact accuracy scores are within 0-3 points.

2. The reason must be given first and then the score.

3. The final score is the average of the two scores.

DETAILS

1. The item may exist other names, the similar expression is also acceptable.

2. The finer the recognition, the higher the score. For example, the score of boeing 747-300 is higher than boeing 747.

RESPONSE

Grade the answer and give me the final answer with json format.

{{

"Item_accuracy": xxx, # The reason of grading in terms of accuracy

"Item_accuracy_score": xxx, # The score of accuracy

"Fact_accuracy": xxx, # The reason of grading in terms of relevance,

"Fact_accuracy_score": xxx, # The score of relevance

"final_score": xxx, # The average of the scores
}}}

<<<reference>>>

{reference}

<<<answer>>>


{answer}

QUESTION

{question}

Question

What regions do these birds breed in?



Generated Answer of Claude-3.5-sonnet

This appears to be a Common Grackle (Quiscalus quiscula), which breeds throughout most of North America, particularly in the eastern and central United States and southern Canada. Their breeding range extends from the Atlantic coast westward to the Rocky Mountains and from southern Canada down to the Gulf Coast. They typically breed in open and semi-open areas including suburban gardens, parks, farmland, and around human settlements. During breeding season, they can be found constructing nests in coniferous and deciduous trees, often in small colonies.

Evaluation of GPT-4o-mini

{

"Item_accuracy": "The item name 'Common Grackle' is incorrect as the reference is about the 'bronzed cowbird'. Hence, it does not match with the reference answer.",

"Item_accuracy_score": 0,

"Fact_accuracy": "The factual information regarding the breeding regions of the Common Grackle is provided, but it does not align with the reference answer about the regions of the bronzed cowbird. Therefore, the facts are inconsistent.

"Fact_accuracy_score": 0,

"final_score": 0

}

Figure 13: Prompt of evaluating.

B Optimization Strategies for Fine-grained Recognition

B.1 Fine-grained Training and Validation Samples

Here we detail the generated fine-grained training and validation samples. We construct fine-grained question based on the image and its fine-grained category based on six fine-grained datasets. We curate several question template to generate questions and the generated samples are shown in Figure 14.

B.2 More Results

Here, we present the results of InternVL after applying our optimization strategy, evaluating their performance on both fine-grained and general tasks in Figure 15 and Figure 16.

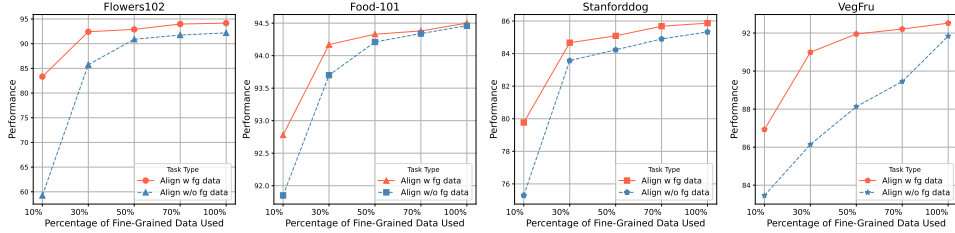


Figure 15: Results of InternVL after applying our optimization strategy on fine-grained tasks.

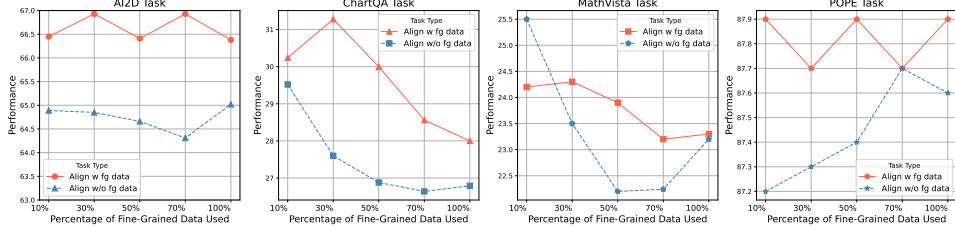


Figure 16: Results of InternVL after applying our optimization strategy on generic tasks.

Computer source

We use eight NVIDIA A800 GPUs for all experiments. Most inference experiments take 1-5 hours on a single A800 GPU. The most computationally intensive step is supervised fine-tuning.

Impact Statement

Large Vision-Language Models (LVLMs) have made significant strides in multimodal reasoning and perception, excelling in generic tasks. Our work introduces FROW, a fine-grained benchmark designed for detailed LVLM evaluation using GPT-4o, along with optimization strategies to enhance fine-grained recognition. This contributes critical insights into current LVLM limitations and informs future data construction and model design.

However, potential risks include biases from existing fine-grained datasets and data leakage due to the closed-source nature of some LVLM training data. Moving forward, we aim to refine data quality and expand evaluation methods for a more robust assessment of fine-grained capabilities.

NeurIPS Paper Checklist

1. Claims

Question: Do the main claims made in the abstract and introduction accurately reflect the paper's contributions and scope?

Answer: [\[Yes\]](#)

Justification: We made the main claims made in the abstract and introduction accurately reflect the paper's contributions and scope.

Guidelines:

- The answer NA means that the abstract and introduction do not include the claims made in the paper.
- The abstract and/or introduction should clearly state the claims made, including the contributions made in the paper and important assumptions and limitations. A No or NA answer to this question will not be perceived well by the reviewers.
- The claims made should match theoretical and experimental results, and reflect how much the results can be expected to generalize to other settings.
- It is fine to include aspirational goals as motivation as long as it is clear that these goals are not attained by the paper.

2. Limitations

Question: Does the paper discuss the limitations of the work performed by the authors?

Answer: [\[Yes\]](#)

Justification: The limitations are discussed in the last paragraph.

Guidelines:

- The answer NA means that the paper has no limitation while the answer No means that the paper has limitations, but those are not discussed in the paper.
- The authors are encouraged to create a separate "Limitations" section in their paper.
- The paper should point out any strong assumptions and how robust the results are to violations of these assumptions (e.g., independence assumptions, noiseless settings, model well-specification, asymptotic approximations only holding locally). The authors should reflect on how these assumptions might be violated in practice and what the implications would be.
- The authors should reflect on the scope of the claims made, e.g., if the approach was only tested on a few datasets or with a few runs. In general, empirical results often depend on implicit assumptions, which should be articulated.
- The authors should reflect on the factors that influence the performance of the approach. For example, a facial recognition algorithm may perform poorly when image resolution is low or images are taken in low lighting. Or a speech-to-text system might not be used reliably to provide closed captions for online lectures because it fails to handle technical jargon.
- The authors should discuss the computational efficiency of the proposed algorithms and how they scale with dataset size.
- If applicable, the authors should discuss possible limitations of their approach to address problems of privacy and fairness.
- While the authors might fear that complete honesty about limitations might be used by reviewers as grounds for rejection, a worse outcome might be that reviewers discover limitations that aren't acknowledged in the paper. The authors should use their best judgment and recognize that individual actions in favor of transparency play an important role in developing norms that preserve the integrity of the community. Reviewers will be specifically instructed to not penalize honesty concerning limitations.

3. Theory assumptions and proofs

Question: For each theoretical result, does the paper provide the full set of assumptions and a complete (and correct) proof?

Answer: [\[NA\]](#)

Justification: The paper does not include theoretical results.

Guidelines:

- The answer NA means that the paper does not include theoretical results.
- All the theorems, formulas, and proofs in the paper should be numbered and cross-referenced.
- All assumptions should be clearly stated or referenced in the statement of any theorems.
- The proofs can either appear in the main paper or the supplemental material, but if they appear in the supplemental material, the authors are encouraged to provide a short proof sketch to provide intuition.
- Inversely, any informal proof provided in the core of the paper should be complemented by formal proofs provided in appendix or supplemental material.
- Theorems and Lemmas that the proof relies upon should be properly referenced.

4. Experimental result reproducibility

Question: Does the paper fully disclose all the information needed to reproduce the main experimental results of the paper to the extent that it affects the main claims and/or conclusions of the paper (regardless of whether the code and data are provided or not)?

Answer: [\[Yes\]](#)

Justification: Due to page limitations, we have included more detailed experimental information in the appendix.

Guidelines:

- The answer NA means that the paper does not include experiments.
- If the paper includes experiments, a No answer to this question will not be perceived well by the reviewers: Making the paper reproducible is important, regardless of whether the code and data are provided or not.
- If the contribution is a dataset and/or model, the authors should describe the steps taken to make their results reproducible or verifiable.
- Depending on the contribution, reproducibility can be accomplished in various ways. For example, if the contribution is a novel architecture, describing the architecture fully might suffice, or if the contribution is a specific model and empirical evaluation, it may be necessary to either make it possible for others to replicate the model with the same dataset, or provide access to the model. In general, releasing code and data is often one good way to accomplish this, but reproducibility can also be provided via detailed instructions for how to replicate the results, access to a hosted model (e.g., in the case of a large language model), releasing of a model checkpoint, or other means that are appropriate to the research performed.
- While NeurIPS does not require releasing code, the conference does require all submissions to provide some reasonable avenue for reproducibility, which may depend on the nature of the contribution. For example
 - (a) If the contribution is primarily a new algorithm, the paper should make it clear how to reproduce that algorithm.
 - (b) If the contribution is primarily a new model architecture, the paper should describe the architecture clearly and fully.
 - (c) If the contribution is a new model (e.g., a large language model), then there should either be a way to access this model for reproducing the results or a way to reproduce the model (e.g., with an open-source dataset or instructions for how to construct the dataset).
 - (d) We recognize that reproducibility may be tricky in some cases, in which case authors are welcome to describe the particular way they provide for reproducibility. In the case of closed-source models, it may be that access to the model is limited in some way (e.g., to registered users), but it should be possible for other researchers to have some path to reproducing or verifying the results.

5. Open access to data and code

Question: Does the paper provide open access to the data and code, with sufficient instructions to faithfully reproduce the main experimental results, as described in supplemental material?

Answer: [Yes]

Justification: We provide the link of data in the abstract.

Guidelines:

- The answer NA means that paper does not include experiments requiring code.
- Please see the NeurIPS code and data submission guidelines (<https://nips.cc/public/guides/CodeSubmissionPolicy>) for more details.
- While we encourage the release of code and data, we understand that this might not be possible, so “No” is an acceptable answer. Papers cannot be rejected simply for not including code, unless this is central to the contribution (e.g., for a new open-source benchmark).
- The instructions should contain the exact command and environment needed to run to reproduce the results. See the NeurIPS code and data submission guidelines (<https://nips.cc/public/guides/CodeSubmissionPolicy>) for more details.
- The authors should provide instructions on data access and preparation, including how to access the raw data, preprocessed data, intermediate data, and generated data, etc.
- The authors should provide scripts to reproduce all experimental results for the new proposed method and baselines. If only a subset of experiments are reproducible, they should state which ones are omitted from the script and why.
- At submission time, to preserve anonymity, the authors should release anonymized versions (if applicable).
- Providing as much information as possible in supplemental material (appended to the paper) is recommended, but including URLs to data and code is permitted.

6. Experimental setting/details

Question: Does the paper specify all the training and test details (e.g., data splits, hyper-parameters, how they were chosen, type of optimizer, etc.) necessary to understand the results?

Answer: [Yes]

Justification: Section 3 & 4 includes the details.

Guidelines:

- The answer NA means that the paper does not include experiments.
- The experimental setting should be presented in the core of the paper to a level of detail that is necessary to appreciate the results and make sense of them.
- The full details can be provided either with the code, in appendix, or as supplemental material.

7. Experiment statistical significance

Question: Does the paper report error bars suitably and correctly defined or other appropriate information about the statistical significance of the experiments?

Answer: [No]

Justification: The results are statistically significant, so no error bar is reported.

Guidelines:

- The answer NA means that the paper does not include experiments.
- The authors should answer "Yes" if the results are accompanied by error bars, confidence intervals, or statistical significance tests, at least for the experiments that support the main claims of the paper.
- The factors of variability that the error bars are capturing should be clearly stated (for example, train/test split, initialization, random drawing of some parameter, or overall run with given experimental conditions).
- The method for calculating the error bars should be explained (closed form formula, call to a library function, bootstrap, etc.)
- The assumptions made should be given (e.g., Normally distributed errors).
- It should be clear whether the error bar is the standard deviation or the standard error of the mean.

- It is OK to report 1-sigma error bars, but one should state it. The authors should preferably report a 2-sigma error bar than state that they have a 96% CI, if the hypothesis of Normality of errors is not verified.
- For asymmetric distributions, the authors should be careful not to show in tables or figures symmetric error bars that would yield results that are out of range (e.g. negative error rates).
- If error bars are reported in tables or plots, The authors should explain in the text how they were calculated and reference the corresponding figures or tables in the text.

8. Experiments compute resources

Question: For each experiment, does the paper provide sufficient information on the computer resources (type of compute workers, memory, time of execution) needed to reproduce the experiments?

Answer: [Yes]

Justification: It is shown in Appendix.

Guidelines:

- The answer NA means that the paper does not include experiments.
- The paper should indicate the type of compute workers CPU or GPU, internal cluster, or cloud provider, including relevant memory and storage.
- The paper should provide the amount of compute required for each of the individual experimental runs as well as estimate the total compute.
- The paper should disclose whether the full research project required more compute than the experiments reported in the paper (e.g., preliminary or failed experiments that didn't make it into the paper).

9. Code of ethics

Question: Does the research conducted in the paper conform, in every respect, with the NeurIPS Code of Ethics <https://neurips.cc/public/EthicsGuidelines>?

Answer: [Yes]

Justification: We have carefully reviewed the NeurIPS Code of Ethics.

Guidelines:

- The answer NA means that the authors have not reviewed the NeurIPS Code of Ethics.
- If the authors answer No, they should explain the special circumstances that require a deviation from the Code of Ethics.
- The authors should make sure to preserve anonymity (e.g., if there is a special consideration due to laws or regulations in their jurisdiction).

10. Broader impacts

Question: Does the paper discuss both potential positive societal impacts and negative societal impacts of the work performed?

Answer: [Yes]

Justification: It is shown in Appendix.

Guidelines:

- The answer NA means that there is no societal impact of the work performed.
- If the authors answer NA or No, they should explain why their work has no societal impact or why the paper does not address societal impact.
- Examples of negative societal impacts include potential malicious or unintended uses (e.g., disinformation, generating fake profiles, surveillance), fairness considerations (e.g., deployment of technologies that could make decisions that unfairly impact specific groups), privacy considerations, and security considerations.
- The conference expects that many papers will be foundational research and not tied to particular applications, let alone deployments. However, if there is a direct path to any negative applications, the authors should point it out. For example, it is legitimate to point out that an improvement in the quality of generative models could be used to

generate deepfakes for disinformation. On the other hand, it is not needed to point out that a generic algorithm for optimizing neural networks could enable people to train models that generate Deepfakes faster.

- The authors should consider possible harms that could arise when the technology is being used as intended and functioning correctly, harms that could arise when the technology is being used as intended but gives incorrect results, and harms following from (intentional or unintentional) misuse of the technology.
- If there are negative societal impacts, the authors could also discuss possible mitigation strategies (e.g., gated release of models, providing defenses in addition to attacks, mechanisms for monitoring misuse, mechanisms to monitor how a system learns from feedback over time, improving the efficiency and accessibility of ML).

11. Safeguards

Question: Does the paper describe safeguards that have been put in place for responsible release of data or models that have a high risk for misuse (e.g., pretrained language models, image generators, or scraped datasets)?

Answer: [NA]

Justification: The paper poses no such risks.

Guidelines:

- The answer NA means that the paper poses no such risks.
- Released models that have a high risk for misuse or dual-use should be released with necessary safeguards to allow for controlled use of the model, for example by requiring that users adhere to usage guidelines or restrictions to access the model or implementing safety filters.
- Datasets that have been scraped from the Internet could pose safety risks. The authors should describe how they avoided releasing unsafe images.
- We recognize that providing effective safeguards is challenging, and many papers do not require this, but we encourage authors to take this into account and make a best faith effort.

12. Licenses for existing assets

Question: Are the creators or original owners of assets (e.g., code, data, models), used in the paper, properly credited and are the license and terms of use explicitly mentioned and properly respected?

Answer: [Yes]

Justification: All the assets (data and models) are properly cited in the paper.

Guidelines:

- The answer NA means that the paper does not use existing assets.
- The authors should cite the original paper that produced the code package or dataset.
- The authors should state which version of the asset is used and, if possible, include a URL.
- The name of the license (e.g., CC-BY 4.0) should be included for each asset.
- For scraped data from a particular source (e.g., website), the copyright and terms of service of that source should be provided.
- If assets are released, the license, copyright information, and terms of use in the package should be provided. For popular datasets, paperswithcode.com/datasets has curated licenses for some datasets. Their licensing guide can help determine the license of a dataset.
- For existing datasets that are re-packaged, both the original license and the license of the derived asset (if it has changed) should be provided.
- If this information is not available online, the authors are encouraged to reach out to the asset's creators.

13. New assets

Question: Are new assets introduced in the paper well documented and is the documentation provided alongside the assets?

Answer: [Yes]

Justification: The new assets are introduced in <https://anonymous.4open.science/r/FROW-655C>.

Guidelines:

- The answer NA means that the paper does not release new assets.
- Researchers should communicate the details of the dataset/code/model as part of their submissions via structured templates. This includes details about training, license, limitations, etc.
- The paper should discuss whether and how consent was obtained from people whose asset is used.
- At submission time, remember to anonymize your assets (if applicable). You can either create an anonymized URL or include an anonymized zip file.

14. Crowdsourcing and research with human subjects

Question: For crowdsourcing experiments and research with human subjects, does the paper include the full text of instructions given to participants and screenshots, if applicable, as well as details about compensation (if any)?

Answer: [NA]

Justification: The paper does not involve crowdsourcing nor research with human subjects.

Guidelines:

- The answer NA means that the paper does not involve crowdsourcing nor research with human subjects.
- Including this information in the supplemental material is fine, but if the main contribution of the paper involves human subjects, then as much detail as possible should be included in the main paper.
- According to the NeurIPS Code of Ethics, workers involved in data collection, curation, or other labor should be paid at least the minimum wage in the country of the data collector.

15. Institutional review board (IRB) approvals or equivalent for research with human subjects

Question: Does the paper describe potential risks incurred by study participants, whether such risks were disclosed to the subjects, and whether Institutional Review Board (IRB) approvals (or an equivalent approval/review based on the requirements of your country or institution) were obtained?

Answer: [NA]

Justification: The paper does not involve crowdsourcing nor research with human subjects.

Guidelines:

- The answer NA means that the paper does not involve crowdsourcing nor research with human subjects.
- Depending on the country in which research is conducted, IRB approval (or equivalent) may be required for any human subjects research. If you obtained IRB approval, you should clearly state this in the paper.
- We recognize that the procedures for this may vary significantly between institutions and locations, and we expect authors to adhere to the NeurIPS Code of Ethics and the guidelines for their institution.
- For initial submissions, do not include any information that would break anonymity (if applicable), such as the institution conducting the review.

16. Declaration of LLM usage

Question: Does the paper describe the usage of LLMs if it is an important, original, or non-standard component of the core methods in this research? Note that if the LLM is used only for writing, editing, or formatting purposes and does not impact the core methodology, scientific rigorousness, or originality of the research, declaration is not required.

Answer: [NA]

Justification: The core method development in this research does not involve LLMs as any important, original, or non-standard components.

Guidelines:

- The answer NA means that the core method development in this research does not involve LLMs as any important, original, or non-standard components.
- Please refer to our LLM policy (<https://neurips.cc/Conferences/2025/LLM>) for what should or should not be described.