

Lightweight Security for Private Networks: Real-World Evaluation of WireGuard

Hubert Djuitcheu[◇], Andrew Sergeev[◇], Khurshid Alam^{◇*}, Danny Santhosh[◇], Achim Autenrieth[◇],
Jochen Seitz^{◇^β}

[◇]*Adtran Networks SE, Meiningen, Germany.*

{hubert.djuitcheu, andrew.sergeev, danny.santhosh, achim.autenrieth}@adtran.com

^{*}*German Research Center for Artificial Intelligence (DFKI), Kaiserslautern, Germany.*
khurshid.alam@dfki.de

^β*Communication Networks Group, TU Ilmenau, Germany.*
jochen.seitz@tu-ilmenau.de

Abstract—This paper explores WireGuard as a lightweight alternative to IPsec for securing the user plane as well as the control plane in an industrial Open RAN deployment at the Adtran Terafactory in Meiningen. We focus on a realistic scenario where external vendors access their hardware in our 5G factory network, posing recurrent security risks from untrusted gNBs and intermediate network elements. Unlike prior studies limited to lab setups, we implement a complete proof-of-concept in a factory environment and compare WireGuard with IPsec under industrial traffic conditions. Our approach successfully protects user data (N3 interface) against untrusted gNBs and man-in-the-middle attacks while enabling control plane (N2 interface) authentication between the access and mobility management functions (AMF) and gNB. Performance measurements show that WireGuard adds minimal overhead in throughput, latency, and Central Processing Unit (CPU) usage, achieving performance comparable to IPsec. These findings demonstrate that WireGuard offers competitive performance with significantly reduced configuration complexity, making it a strong candidate for broader adoption in O-RAN, providing a unified, lightweight security layer across multiple interfaces and components.

Index Terms—Industrial 5G network, Open RAN, Encryption and authentication, Backhaul, Security, WireGuard, VPN, IPsec

I. INTRODUCTION

Open RAN is gaining traction for private and industrial 5G networks because it enables multi-vendor deployments, faster innovation, and flexible integration with existing Operational Technology (OT) infrastructures [1]. However, the increased openness and disaggregation of the radio access network also enlarge the attack surface, exposing interfaces, software stacks, and supply chains that were previously confined to tightly controlled vendor domains. In industrial campuses where external vendors require remote access to machines and production assets, these weaknesses are amplified by the presence of untrusted gNBs, shared backhaul segments, and third-party application servers.

Current O-RAN specifications rely primarily on IPsec to secure user plane (UP) traffic, complemented by Transport Layer Security (TLS)/Datagram Trans-

port Layer Security (DTLS) for selected control and management interfaces [2]. While this model provides a well-understood security baseline, it adds operational complexity and configuration overhead, especially in environments with many tenants and dynamic connectivity requirements. Furthermore, IPsec alone does not address all the emerging threats identified in recent O-RAN risk analyses, such as rogue gNBs, compromised edge functions, and man-in-the-middle attacks along vendor paths.

This paper explores WireGuard as a lightweight security for industrial Open RAN. The work leverages a real 5G Terafactory testbed, where external partners access factory devices through an open RAN infrastructure under realistic traffic and operational conditions. The proposed architecture uses WireGuard to encrypt user-plane traffic between user equipments (UEs) and either the user plane function (UPF) or external application servers, and to authenticate the N2 control-plane connection between gNB and AMF. This dual role allows WireGuard to protect data confidentiality against untrusted RAN elements while preventing unauthorized or rogue base stations from interacting with the core.

The contributions are threefold. First, a threat-driven design for integrating WireGuard with existing O-RAN security mechanisms. Second, a complete implementation in the Terafactory environment with role-based UE, gateway, and core configurations. Third, a quantitative comparison of WireGuard and IPsec in terms of throughput, round-trip time (RTT), and CPU overhead, showing that WireGuard offers comparable performance with lower configuration complexity and broader applicability across interfaces. These results indicate that WireGuard is a strong candidate to complement IPsec as part of a unified security layer for O-RAN-based private networks.

II. BACKGROUND AND MOTIVATION

Open RAN architectures introduce security challenges that extend beyond traditional cellular networks. By disaggregating RAN functions and enabling

multi-vendor deployments, Open RAN exposes new interfaces, software components, and supply chains to potential attacks. Sajid et al. [3] survey these threats, highlighting risks from rogue base stations, compromised software modules, and untrusted intermediate network elements. In industrial campus networks, these vulnerabilities intensify when external vendors require remote access to factory equipment through shared RAN infrastructure. Although the O-RAN Alliance mandates IPsec for user-plane protection and TLS/DTLS for control-plane interfaces [2], Groen et al. [4] demonstrate that IPsec introduces notable performance overhead and operational complexity in latency-sensitive scenarios.

User-plane encryption is essentially critical in industrial deployments where production data may traverse untrusted network segments. Current specifications rely primarily on IPsec, which supports multiple cipher suites, but requires complex Internet Key Exchange version 2 (IKEv2)-based policy negotiation. This flexibility comes at the cost of higher configuration overhead and a greater risk of misconfigured security policies. Studies of Virtual Private Network (VPN) alternatives for industrial systems suggest potential improvements: Lackorzynski et al. [5] find that lightweight VPNs can reduce latency while maintaining security, though their evaluations are not specific to Open RAN.

WireGuard has emerged as a promising lightweight alternative. Donenfeld [6] designed WireGuard with a minimal cryptographic codebase ($\approx 4,000$ lines) using fixed algorithms (Curve25519, ChaCha20-Poly1305), avoiding the configuration complexity of IPsec. Performance evaluations consistently favor WireGuard: Anyam et al. [7] show higher throughput and lower latency than OpenVPN, and Gentile et al. [8] confirm its efficiency on resource-constrained IoT hardware. In 5G scenarios, Haga et al. [9] achieve 5.3 times higher throughput for network slice isolation, and Michaelides et al. [10] measure only $260 \mu s$ latency compared to $600 \mu s$ for IPsec. Esmaeily and Kravetska [11] extend these concepts to multi-tenant slice orchestration.

Despite these advances, prior work remains limited to simulations and laboratory testbeds. No study has evaluated WireGuard in an operational Open RAN deployment that addresses both user-plane encryption and control-plane authentication under realistic industrial conditions. This paper addresses this open gap.

III. THREAT MODEL AND SECURITY REQUIREMENTS

This work builds on a series of evaluation studies conducted within our Open RAN-based private industrial 5G deployment, where multi-vendor RU, DU, and CU components were integrated and operated in compliance with O-RAN Alliance specifications. The network incorporates two gNB implementations—an open-source OpenAirInterface (OAI)-based gNB

and a proprietary solution—combining the advantages of both approaches. Their performance was previously evaluated in [12], contributing a multi-vendor deployment experience from an operational factory environment. The network hosts diverse industrial applications, including robots, manufacturing stations, and industrial PCs, while external partners require remote access for updates, licensing, and maintenance. This operational topology, as depicted in Figure 1, introduces critical security boundary crossings:

- 1) The UP traffic traverses the N3 interface between the gNBs and the UPF over a local network without dedicated isolation.
- 2) control plane (CP) signaling is transmitted over the N2 interface between the gNBs and the AMF.
- 3) Factory network connects to external service infrastructures via standard Internet links, and partner-managed devices share the same 5G connectivity footprint as internal assets.

Given this architecture, our multi-vendor Open RAN deployment exposes potential security vulnerabilities that are not yet fully addressed by existing O-RAN Alliance specifications.

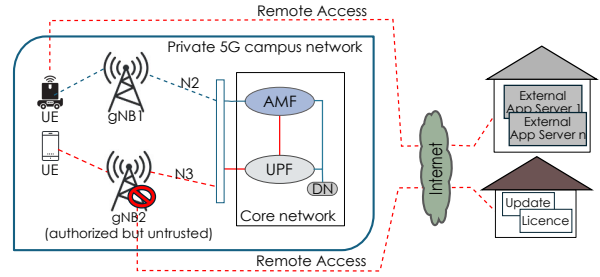


Fig. 1. O-RAN-based private network architecture

A. Threat Model

We identify four primary threat scenarios associated with the deployment and operational requirements of the private 5G network.

1) *UP Traffic Exposure via Untrusted gNB*: Although the proprietary gNB is authorized within the infrastructure, neither its code integrity nor the absence of backdoors can be assured. If compromised or controlled by an adversary, the gNB obtains direct access to decrypted user-plane data at the packet data convergence protocol (PDCP) layer, enabling inspection, logging, or exfiltration of complete payloads to external entities.

2) *External Access Exposure*: Remote access for updates, diagnostics, and maintenance, typically provided through VPN gateways terminating inside the factory network, introduces additional risk. Misconfigurations or insufficient access controls may permit unauthorized lateral movement, exposure of internal network services, or unintended access by third parties.

3) *CP exploitation*: An untrusted gNB with backhaul connectivity may act as a rogue gNB by replicating factory network identifiers, causing UEs to attach and initiate N2 signaling with the AMF. Without

robust mutual authentication on N2, the attacker can inject forged signaling messages, disrupt registrations and handovers, enforce security downgrades, or collect UE identifiers. These risks increase when private networks delay or relax certificate-based authentication as prescribed by 3GPP.

4) *Inference of Internal Network Structure Through Remote-Access Abuse*: If an external service account or VPN tunnel is compromised, an attacker can perform reconnaissance—such as timing analysis, port scanning, and DNS queries—to map network topology, identify core functions such as the UPF or management servers, and enumerate device roles. Even without immediate data exfiltration, such insights enable targeted technical attacks and support tailored social engineering campaigns.

B. Security Requirements

From the identified threats, we derive the following security requirements:

1) *End-to-End UP Confidentiality*: User-plane traffic shall remain protected end-to-end, from the UE to the UPF, without reliance on the trustworthiness of intermediate gNBs.

2) *UP Integrity*: An untrusted or compromised gNB shall not be able to modify application payloads within user-plane traffic. Integrity protection must ensure that any alteration is detectable before delivery to the processing network function.

3) *Network isolation*: External partners shall be restricted to explicitly designated network resources. Isolation must be enforced to prevent lateral movement into internal factory subnets or sensitive infrastructure.

4) *Mutual Authentication*: Gateways handling N2 signaling shall verify gNB identity before processing any attachment or session requests. Connection attempts from unauthorized gNBs must be rejected before e Non-Access Stratum (NAS) message handling.

5) *Low Security Overhead*: Security mechanisms shall not impose performance costs that violate industrial application tolerances. Configuration and key management must remain lightweight to ensure that deployment and lifecycle operations do not introduce operational constraints.

IV. PROPOSED LIGHTWEIGHT SOLUTION

This section presents a lightweight security architecture for industrial open RAN deployments, aligned with the requirements outlined in the previous section. The proposed approach implements WireGuard to achieve two primary security functions: (i) user plane protection (N3), through end-to-end encryption, deployed in two scenarios depending on traffic destination, and (ii) mutual authentication between gNB and AMF on the N2 interface. The performance of WireGuard is compared to IPsec in equivalent configurations for user plane encryption. The goal is to propose a lightweight solution that is easy to manage, efficient, and minimizes configuration and operational

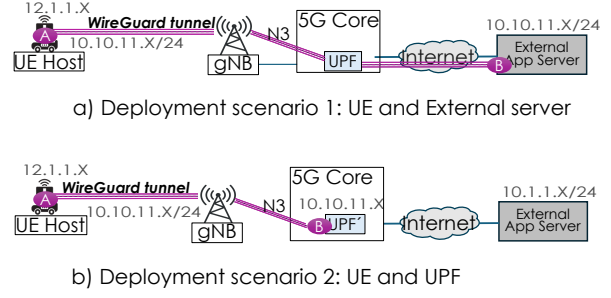


Fig. 2. E2E UP Encryption on two distinct termination points: a) external server and b) UPF

complexity, avoids redundant encryption at multiple points, and addresses the threats defined in Section III.

A. WireGuard

WireGuard is a modern, open-source VPN protocol that provides secure point-to-point encrypted and authenticated tunnels at the network layer using state-of-the-art cryptography. Unlike IPsec, which supports a wide range of configurable cipher suites, key exchange mechanisms, and authentication modes, WireGuard intentionally restricts its cryptographic choices to eliminate misconfiguration risks and reduce implementation complexity. The protocol uses *Curve25519* for public-key cryptography and key exchange, *ChaCha20* for symmetric encryption, *Poly1305* for message authentication codes, and *BLAKE2s* for hashing [6] [5]. This fixed cryptographic construction yields a codebase of $\approx 4,000$ lines, compared to more than 100,000 lines in IPsec implementations, simplifying security audits and minimizing attack surface.

WireGuard operates by associating each peer with a static public key and a defined set of allowed IP addresses (crypto key routing), enabling automatic source validation and preventing unauthorized traffic injection. Tunnel establishment requires only a single round-trip handshake based on the Noise Protocol framework, achieving significantly lower connection latency compared to other protocols. In this work, we propose WireGuard to support the previously introduced security challenges in our deployment.

B. Two-layer solution approaches

We used WireGuard to support two primary security functions, with function 1 (End-to-End (E2E) UP encryption) is deployed in two distinct configurations depending on trust assumptions and operational requirements.

1) *Layer 1: End-to-End UP Encryption (UE-UPF)*: This approach can be deployed in two scenarios to address different trust models.

• Scenario 1: External connection (UE-External server)

Our deployment involves external partners performing remote diagnostics, firmware updates other similar tasks. WireGuard tunnels are deployed between UEs and the partner's remote server (see Figure 2(a)), ensuring that all user data

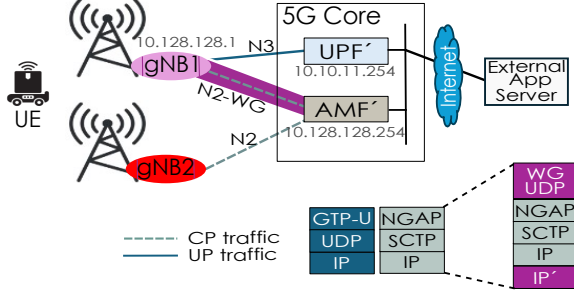


Fig. 3. WireGuard for gNB authentication

traverses the entire network (from UE, through gNB and UPF to the external server) without intermediate inspection. WireGuard’s peer-to-peer public-key architecture provides each external server or service with a static endpoint (see Figure 2(a)), significantly reducing the complexity of multi-tenant VPN operation. This deployment scenario enforces strict tenant isolation; the external partners access only their explicitly authorized devices.

- **Scenario 2: Internal factory traffic protection (UE-UPF):**

To protect user data from untrusted gNBs, each UE embeds a WireGuard client configured with a unique keypair and allowed Internet Protocols (IPs) strictly corresponding to its assigned address range (see Figure 2(b)). The UPF maintains an interface for each Tunnel Endpoint Identifier (TEID) session, with cryptokey routing precisely mapping source IPs to authorized tunnels. The user traffic is encrypted at the UE before transmission over the radio interface, the gNB forwards encapsulated packets without access to plaintext content, and only the UPF can decrypt the user data. This deployment provides the simplest automation path, embedding WireGuard directly into the Docker deployment, making the management of multiple UE connections straightforward.

2) *Layer 2: CP Authentication:* Control plane traffic on the N2 interface between the gNB and AMF is a primary target for impersonation, signaling abuse, and rogue base station attacks. To provide Peer-to-Peer RAN element (CU and Core) authentication and mitigate these risks, a WireGuard interface is terminated on the AMF, blocking all Stream Control Transmission Protocol (SCTP)/Next Generation Application Protocol (NGAP) traffic from unauthenticated sources (see Figure 3). Only gNBs presenting valid WireGuard keys can establish tunnels and reach the NGAP layer. The gateway maintains a whitelist of authorized gNB public keys and forwards N2 signaling exclusively from authenticated peers.

This key-based authentication enables rapid revocation: a misbehaving or compromised gNB can be immediately isolated by removing its public key and reloading the configuration, preventing further control-

Listing 1. WireGuard configuration on UE

```
[Interface]
#PublicKey =
PrivateKey =
Address = 10.10.11.X/24
ListenPort = 51000

[Peer] ## Scenario 1 (UE-external server)
PublicKey =
Endpoint = 10.1.1.X:51000
AllowedIPs = 10.10.11.X/24
PersistentKeepalive = 25

[Peer] ## Scenario 2 (UE-UPF)
PublicKey =
Endpoint = 192.168.70.X:51000
AllowedIPs = 10.10.11.X/24, 10.1.1.X/24
```

plane communication with the core network.

V. TESTBED AND IMPLEMENTATION

A. Testbed Architecture

To validate our approach, we employ an operational open RAN deployed at the Terafactory, supporting industrial robotics and automated product provisioning use cases. The testbed architecture follows the deployment architecture as depicted in Figure 1 and 2, including a 5G core network based on OAI v2.1.9 on a Dell PowerEdge R660 server (Intel Xeon Gold 6442Y processor with 24 cores, 2.6 GHz and 128 GB RAM), with all network functions containerized using Docker. Two gNBs provide coverage: gNB1 (OAI v2.0.0, band n78, deployed on a Dell PowerEdge R660 server) and gNB2 (proprietary, based on an Intel Xeon D-2177NT processor with 14 cores, 1.90 GHz, and 64 GB RAM, and integrates a Genevisio PAC-010 PCIe x8 inline DU accelerator card). The deployment used commercial RU from LiteOn (FlexFi FF-RF107814) and WNC R1220. The industrial UE is a robot with a Linux PC embedded with a Quectel 5G module (RM520N-GL). An external partner gateway terminates remote access tunnels over the public Internet.

B. WireGuard and IPsec Implementation

1) *User plane protection:* Following attachment to the network, the UE receives IP address from 12.1.1.0/24 range, and establishes a WireGuard tunnel on the single interface wg0 in the 10.10.11.X/24 listening on UDP port 51000. The configuration follows a role-based design: the UE selects its peer and AllowedIPs according to the deployment scenario. In Scenario 1 (UE-external server), the UE peers with the external server at 10.1.1.X:51000, restricting AllowedIPs to its own address (as shown in Listing 1). In Scenario 2 (UE-UPF), the UE peers with the UPF at 192.168.70.X:51000 and sets AllowedIPs to both 10.10.11.X/24 and 10.1.1.X/24 to enable routing to internal and external services. UPF and external-server configurations (Listing 2) whitelist the entire UE subnet 10.10.11.0/24 and set their endpoints [13].

Listing 2. WireGuard configuration on UPF/external server

```
[Interface]
#PublicKey =
PrivateKey =
Address = 10.10.11.X/24
ListenPort = 51000

[Peer]
PublicKey =
Endpoint = 12.1.1.X:51000
AllowedIPs = 10.10.11.0/24
PersistentKeepalive = 25
```

For comparison, an equivalent configuration was implemented using IPsec. IPsec is configured with strongSwan v5.9.8 using IKEv2, ESP tunnel mode, and 3GPP Profile 1 (AES-256-GCM with HMAC-SHA256), following the standard strongSwan installation and configuration guidelines [14].

2) *Control plane authentication:* Wireguard is additionally deployed as previously on the central unit (CU) and the AMF to provide mutual authentication between the gNB and the AMF, who will share the role. Only gNBs with valid public keys can establish tunnels, and all SCTP/NGAP packets arriving outside the tunnel are dropped.

C. Measurement Setup

The evaluation focuses on Scenario 1 (see Figure 2(a)), which corresponds to the actual deployment in our factory and reflects normal industrial operation. We assess the cost of securing the user plane with WireGuard on network key performance indicators (KPIs) and compare the results with IPsec.

Three metrics are measured: throughput using `iperf3`, RTT latency using `ping`, and CPU utilization. After the UE attaches to the 5G network, we first measure these KPIs without any security mechanism to establish a baseline. We then enable WireGuard encryption and record the same metrics, followed by IPsec under identical conditions. Each configuration is tested five times to ensure consistency.

VI. RESULTS AND EVALUATION

This section evaluates the cost of securing the user plane in deployment scenario 1 (Figure 2(a)) by comparing Wireguard and IPsec. The analysis considers three KPIs: throughput, latency, and CPU utilization.

A. Latency Analysis

RTT latency measurements are presented in Figure 4. The baseline exhibits a mean latency of 7.81 ms with relatively low variance (95th percentile: 13.6 ms). WireGuard introduces a mean overhead of 2.23 ms, resulting in an average latency of 10.04 ms (28.5% increase), while IPsec reaches 10.70 ms (+37%), adding 0.66 ms over WireGuard. Both VPNs exhibit bimodal distributions, likely due to encryption-induced processing variability, whereas the baseline remains tightly concentrated. At the 99th percentile, WireGuard and IPsec record respectively 16.0 ms and 18.5 ms versus 13.7 ms for the baseline. WireGuard then demonstrates

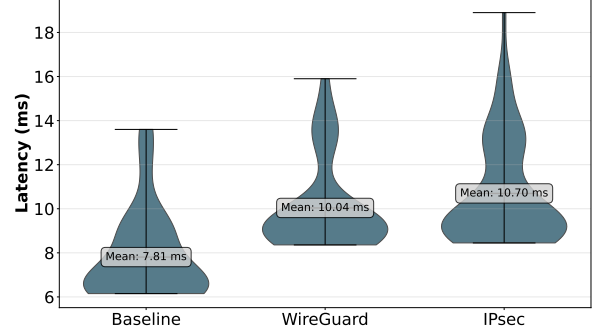


Fig. 4. Security cost on latency and comparison with IPsec.

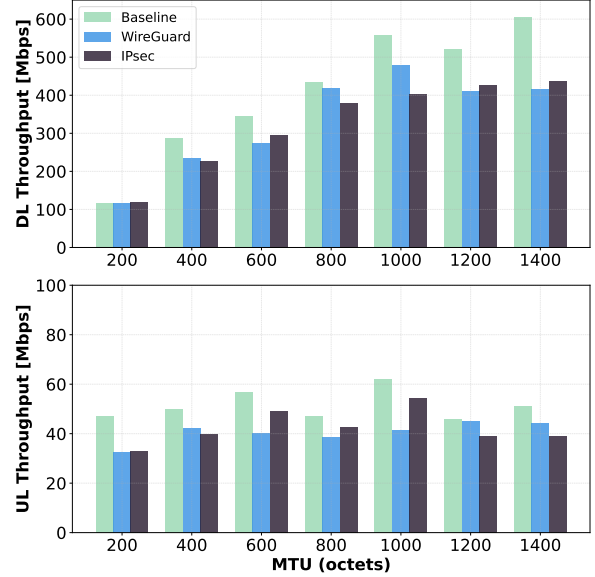


Fig. 5. Security cost on throughput

less impact on the latency while implemented. Despite overhead, both protocols remain suitable for industrial applications.

B. Cost on Throughput

Figure 5 compares the cost of deploying WireGuard and IPsec to secure the user plane by showing downlink and uplink throughput measured across different MTU sizes. The baseline (no VPN) achieves up to 600 Mbps DL and 60 Mbps UL. WireGuard maintains near-baseline performance up to 480 Mbps DL (MTU 1000) but drops to approximately 340 Mbps at MTU 1400 (43% reduction). IPsec exhibits more consistent behavior across all MTU ranges, outperforming WireGuard by approximately 2–5%. Uplink trends are similar with smaller absolute values: baseline 60 Mbps, WireGuard 45 Mbps (–25%), IPsec 40 Mbps (–33%). Overall, WireGuard demonstrates consistent performance across nearly all MTUs and in both uplink and downlink directions, achieving throughput comparable to IPsec while delivering lower security overhead.

C. CPU Utilization

Figure 6 summarizes the average CPU cost of user-plane encryption for baseline, WireGuard, and

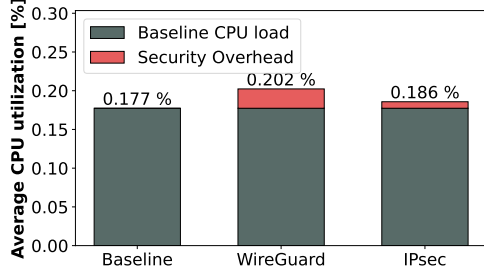


Fig. 6. CPU cost of Encryption

IPsec. We repeat the measurement ten times, and only the effective CPU utilization attributable to encryption was considered. Baseline exhibits 0.177%, which increases to 0.202% with WireGuard and 0.186% with IPsec. The additional overheads remain well below 1% of total CPU capacity, indicating that user-plane encryption introduces negligible processing load and both protocols are suitable for resource-constrained industrial edge deployments, where processing resources are limited.

D. Discussion and implications for O-RAN Security

In the O-RAN specifications, user-plane security is ensured through IPsec. Our results show that WireGuard achieves comparable performance with lower latency overhead (2.23 ms vs. 2.89 ms, a 28.5% reduction) and similar throughput and CPU efficiency. WireGuard’s fixed cryptographic suite (Curve25519, ChaCha20-Poly1305) eliminates IPsec’s configuration complexity, reducing misconfiguration risks and operational overhead. Its cryptokey routing provides implicit authentication without complex policy management, making it attractive for industrial deployments.

These findings suggest that the O-RAN Alliance should consider WireGuard as an alternative security protocol for multiple interfaces. Current specifications focus on IPsec, TLS, and DTLS, but WireGuard could address gaps identified in the O-RAN Threat Model, particularly for: (1) Open Fronthaul—low latency enables C/U/S-plane encryption without violating timing constraints; (2) F1/E2 interfaces—securing O-DU/O-CU and RAN Intelligent Controller (RIC) traffic, (3) Management plane (O1/O2)—simplified remote access, and (4) xApp/rApp communication—lightweight distributed RIC security.

The O-RAN Alliance’s 2025 roadmap emphasizes closing zero-trust gaps across the architecture. In this context, WireGuard’s peer-to-peer model aligns with zero-trust principles by securing each function independently. As O-RAN deployments incorporate multi-vendor scenarios and dynamic workloads, WireGuard’s stateless design and single-round-trip handshake offer a significant advantage over IKEv2, enabling faster tunnel provisioning and supporting rapid enforcement of security policies.

VII. CONCLUSION AND FUTURE WORKS

This paper evaluated WireGuard as a lightweight alternative to IPsec for securing the user plane in an

industrial Open RAN deployment at the Terafactory campus. The architecture uses WireGuard to encrypt UE traffic toward the UPF or external application servers and to authenticate the N2 interface between gNB and AMF. Measurements show that WireGuard introduces moderate but acceptable overhead: latency increases by about 2.23 ms, throughput reduction remains within 18–43% depending on MTU, and CPU time rises by roughly 3%, comparable to IPsec. At the same time, WireGuard significantly simplifies configuration and key management. These results indicate that WireGuard is a practical candidate to complement IPsec in O-RAN-based industrial networks.

ACKNOWLEDGMENT

This work has been supported in part by the German Federal Ministry of Research, Technology and Space (BMFTR) through the project 6G-Terafactory.

REFERENCES

- [1] K. Alam *et al.*, “A comprehensive tutorial and survey of O-RAN: Exploring slicing-aware architecture, deployment options, use cases, and challenges,” *IEEE Commun. Surv. Tutor.*, pp. 1–1, 2025.
- [2] O-RAN Alliance, Work Group 11 (Security Work Group), “Security protocols specifications,” O-RAN Alliance, Technical Specification O-RAN.WG11.TS.SecProtSpec.0-R004-v13.00, 2025, version 13.00. [Online]. Available: <https://www.o-ran.org/specifications>
- [3] A. Sajid, J. Lipman, and M. Abolhasan, “Towards SMPC-Enabled O-RAN: A Survey with Deployment-Oriented Insights,” *Computer Networks*, p. 111816, 2025.
- [4] J. Groen, B. Kim, and K. Chowdhury, “The cost of securing O-RAN,” in *ICC 2023-IEEE International Conference on Communications*. IEEE, 2023, pp. 5444–5449.
- [5] T. Lackorzynski, S. Köpsell, and T. Strufe, “A comparative study on virtual private networks for future industrial communication systems,” in *15th IEEE International Workshop on Factory Communication Systems (WFCS)*, 2019, pp. 1–8.
- [6] J. A. Donenfeld, “WireGuard: Next Generation Kernel Network Tunnel,” in *NDSS*, 2017, pp. 1–12.
- [7] J. Anyam *et al.*, “Empirical performance analysis of WireGuard vs. OpenVPN in cloud and virtualised environments under simulated network conditions,” *Computers*, vol. 14, no. 326, 2025.
- [8] A. F. Gentile, D. Macrì, F. De Rango, M. Tropea, and E. Greco, “A VPN performances analysis of constrained hardware open source infrastructure deploy in IoT environment,” *Future Internet*, vol. 14, no. 9, p. 264, 2022.
- [9] S. Haga *et al.*, “5G network slice isolation with WireGuard and open source MANO: A VPNaaS proof-of-concept,” in *2020 IEEE Conference on Network Function Virtualization and Software Defined Networks (NFV-SDN)*. IEEE, 2020, pp. 181–187.
- [10] S. Michaelides, J. Mucke, and M. Henze, “Assessing the Latency of Network Layer Security in 5G Networks,” in *18th ACM Conference on Security and Privacy in Wireless and Mobile Networks*, 2025, pp. 262–267.
- [11] A. Esmaily and K. Kravetska, “Orchestrating isolated network slices in 5G networks,” *Electronics*, vol. 13, no. 8, p. 1548, 2024.
- [12] H. Djuitcheu *et al.*, “Performance evaluation of industrial O-RAN: A comparative analysis of gNB providers,” *techRxiv*, Apr. 2025.
- [13] J. A. Donenfeld, “WireGuard: Fast, Modern, Secure VPN Tunnel,” <https://www.wireguard.com/>, 2025, accessed: 2025-12-02.
- [14] strongSwan developers, “strongSwan — Legacy README and Configuration Documentation,” https://github.com/strongswan/strongswan/blob/master/README_LEGACY.md, 2025, accessed: 22 October 2025.