

# Tachyonic dark energy- Constraints from current observations

Ramanpreet Singh <sup>a,1,3</sup>, Athul C. N. <sup>b,2</sup>, H.K. Jassal <sup>c,1</sup>

<sup>1</sup>Indian Institute of Science Education and Research Mohali, SAS Nagar, Mohali 140306, Punjab, India

<sup>2</sup>Indian Institute of Technology Kanpur, Kalyanpur, Kanpur, 208016, Uttar Pradesh, India

<sup>3</sup>G.K.S.M. Government College Tanda Urmar, Hoshiarpur, 144212, Punjab, India

Received: date / Accepted: date

**Abstract** Recent observations from the Dark Energy Spectroscopic Instrument (DESI) survey have reignited the debate on the true nature of dark energy, challenging the standard cosmological constant model of cosmology. The results suggest a preference for dark energy to be dynamical rather than a cosmological constant. Several recent analyses of DESI data indicate that the universe’s expansion may not be accelerating in the way suggested by supernova-based cosmology. Motivated by these studies, we investigated a tachyon-type scalar field  $\phi$  as a model for dark energy, assuming an exponential potential for the field and performed parameter estimation using Markov Chain Monte Carlo (MCMC) techniques. Such a model offers solutions that have  $w \sim -1$  and are decelerating without requiring a phantom-like equation of state. The present-day value of the equation-of-state parameter is treated as a free parameter; however, for the reference model, we fix its present value to  $-1$ . The analysis is carried out using the latest Supernovae dataset (Pantheon+) and BAO measurements from DESI. The results show that both types of datasets consistently predict a turnaround in the equation of state, regardless of whether  $w_{\phi 0}$  is treated as a free parameter or fixed to  $-1$ . The corresponding deceleration parameter also exhibits a future turnaround for both datasets when  $w_{\phi 0}$  is free. However, in the reference model with  $w_{\phi 0} = -1$ , the deceleration parameter instead approaches  $-1$  asymptotically. A model comparison using the Akaike and Bayesian Information Criteria shows that the Pantheon+ dataset favors the free- $w_{\phi 0}$  scenario, while BAO observations prefer the  $w_{\phi 0} = -1$  case. This indicates a disagreement in the future-evolution trends predicted by the two datasets within the tachyon-type dark energy model.

**Keywords** Tachyonic Dark energy · Markov Chain Monte Carlo · Supernovae · Pantheon+ · DESI BAO DR2

## 1 Introduction

The cosmological constant dark energy model [1,2], while remarkably successful in explaining several cosmological observations, is plagued with the fine tuning problem. This has led to investigations of a wide range of alternative models. These include modifications to the dark energy equation of state parameter as well as more radical approaches involving modifications to general relativity itself, suggesting that Einstein’s equations may not fully capture the true nature of gravity. Although the second class of approaches leads to modified gravity theories such as  $f(R)$  gravity [3,4] and MOND [5,6], the first class seeks to address cosmological tensions within the framework of Einstein’s general relativity. One such approach involves modifying the dark energy equation of state through various parametrizations, such as the Chevallier–Polarski–Linder (CPL) and logarithmic parametrizations [7,8,9,10,11,12,13,14], under the assumption that dark energy behaves as a perfect fluid in a Friedmann Robertson Walker (FRW) universe. The recent data release from DESI (Dark Energy Spectroscopic Instrument) shows that the Baryon Acoustic Oscillation (BAO) observations favour the CPL parameterisation of the dark energy equation of state over the standard cosmological constant model. When combined with CMB data, the results reveal an approximately  $2.2\sigma$  deviation from the predictions of the  $\Lambda$ CDM model [15], indicating that the  $\Lambda$ CDM framework may no longer be sufficient to fully explain the observations.

It has been suggested that scalar fields can effectively model the required dark energy behaviour, naturally giving rise to a time-varying equation of state parameter. Notable examples include quintessence models (with  $w > -1$ ) [16,17,18] and phantom models (with  $w < -1$ ) [19,20,21]. In these models, the equation of state parameter is determined by the form of the scalar field potential. The potential  $V(\phi)$  is

<sup>a</sup>e-mail: ph22043@iisermohali.ac.in

<sup>b</sup>e-mail: athulcn@iitk.ac.in

<sup>c</sup>e-mail: hkjassal@iisermohali.ac.in

not unique, and different choices can result in distinct cosmological evolutions. However, in quintessence-type dark energy models, when the field evolves in the slow-roll regime ( $\dot{\phi} \ll V(\phi)$ ), the equation of state parameter approaches  $-1$ , causing the quintessence field to mimic the behaviour of a cosmological constant. Current observations do not exclude the possibility that the dark energy equation of state could be less than  $-1$  [22]. In such scenarios, phantom-type dark energy models may become relevant. However, these models can lead to the emergence of a Big Rip singularity within a finite proper time. Nevertheless, these scalar field models prove to be inadequate in simultaneously addressing the cosmic coincidence problem and the fine-tuning of initial conditions [23].

An alternative scalar field model, which is inspired by string theory, is the tachyonic dark energy model. The tachyon scalar field models have a dark energy equation of the state parameter lying within the range  $-1 \leq w \leq 0$ , with  $w$  approaching zero in the distant past. In the context of tachyonic scalar fields, two particularly well studied potentials are the inverse square potential and the exponential potential, which are 'runaway' potentials. Constraints on the tachyon scalar field parameters for both of these potentials were studied using low-redshift data in [24]. The exponential potential is particularly significant as it avoids the future event horizon that arises in the standard  $\Lambda$ CDM model [25, 26, 27, 28]. This model is even more significant as the latest DESI data favours a slowing down of the acceleration of the Universe [29, 30, 31, 32] and hence from a theoretical point of view, this model is a viable explanation. Motivated by this, we perform a detailed analysis of this model and compare the evolution of the universe predicted with the latest observations. Our results show that the parameters in this model are consistent within  $1\sigma$ . Additionally, for a varying equation of state parameter, there is no tension in the Hubble constant ( $H_0$ ) and other cosmological parameters [33, 34]. Our analysis reveals a turnaround in both the equation of state parameter  $w$  and the deceleration parameter  $q$  in the past; the current accelerated expansion of the universe may eventually slow down or go back to the decelerated expansion in the future.

This paper is structured as follows: Section 2 presents the theoretical framework of the tachyon model with an exponential potential in a homogeneous and isotropic universe. Section 3 describes the observational data and the methodology used in our analysis. Finally, Section 4 provides the summary and conclusions of this analysis.

## 2 Tachyon Cosmology

A homogeneous and isotropic universe is described by the Friedmann-Lemaître-Robertson-Walker (FLRW) metric, the maximally symmetric solution to Einstein's field equations. We assume a spatially flat universe with matter and radiation modelled as perfect fluids. In a flat FLRW universe filled with matter, radiation and dark energy described by a scalar field, the Friedman equations are

$$\left(\frac{\dot{a}}{a}\right)^2 = \frac{8\pi G}{3}(\rho_m + \rho_r + \rho_\phi) \quad (1)$$

$$\frac{\ddot{a}}{a} = -\frac{4\pi G}{3}(\rho_\phi + 3P_\phi + \rho_r + 3P_r + \rho_m) \quad (2)$$

$$\frac{\ddot{\phi}}{1 - \dot{\phi}^2} + 3H\dot{\phi} + \frac{1}{V} \frac{dV(\phi)}{d\phi} = 0 \quad (3)$$

The tachyon scalar field is described by the Lagrangian

$$\mathcal{L} = -V(\phi)\sqrt{1 - \partial_\mu\phi\partial^\mu\phi} \quad (4)$$

where  $V(\phi)$  is an arbitrary potential. The energy density, pressure, and the equation of state parameter of the tachyon field are

$$\rho_\phi = \frac{V(\phi)}{\sqrt{1 - \dot{\phi}^2}} \quad (5)$$

$$P_\phi = -V(\phi)\sqrt{1 - \dot{\phi}^2} \quad (6)$$

$$\Rightarrow w_\phi = \frac{P_\phi}{\rho_\phi} = \dot{\phi}^2 - 1 \quad (7)$$

This suggests that  $w_\phi \geq -1$  since  $\dot{\phi}^2 \geq 0$ .

Tachyon fields can be effectively modelled by an inverse square potential, in this case we consider only the exponential potential. These 'runaway' potentials have been extensively studied and their parameters have been constrained using different observations [24]. In these models, for some combinations of parameter values, the matter density may not dominate completely at high redshift. Therefore, the tachyon models have also been considered to describe dark matter as well as dark energy [35, 25]. Although the inverse

square potential is an effective, viable model, for the purpose of this paper, we consider the exponential potential. The reason is that this model may provide a plausible explanation for the 'slowing' down of the expansion of the Universe as indicated by the DESI observations [36]. This model does not have a future horizon. A comprehensive discussion of this can be found in the reference [25].

We assume the tachyon field potential to be given by

$$V(\phi) = V_0 \exp\left(-\frac{\phi}{\phi_a}\right)$$

where  $V_0$  and  $\phi_a$  are the scalar field parameters. To solve the cosmological equations numerically, we transform the above equations by introducing the following dimensionless variables [25]:

$$y = \frac{a(t)}{a(t_{in})}, \quad \psi = \frac{\phi(t)}{\phi(t_{in})}, \quad x = H_{in}t \quad (8)$$

where  $t_{in}$  is some initial instant of time. The dimensionless density parameter of the tachyonic scalar field is

$$\Omega_\phi = \frac{\rho_\phi}{\rho_{critical}} = \frac{V_0 e^{-\phi/\phi_a}}{\sqrt{-w_\phi}} \frac{8\pi G}{3H^2} \quad (9)$$

This implies  $w_\phi \leq 0$ . Together with (7),  $-1 \leq w_\phi \leq 0$ . The present day value of the tachyon density [24]

$$\Rightarrow V_0 \frac{8\pi G}{3H_0^2} = \Omega_{\phi 0} e^{\phi_0/\phi_a} \sqrt{-w_{\phi 0}} \quad (10)$$

Defining  $\lambda = \frac{\phi_0}{\phi_a}$ , the evolution equations reduce to the following set of coupled differential equations

$$y' = y \left[ (1 - \Omega_{m0} - \Omega_{r0}) \frac{e^{-\lambda(\psi-1)}}{(1 - H_0^2 \phi_0^2 \psi'^2)^{\frac{1}{2}}} + \frac{\Omega_{m0}}{y^3} + \frac{\Omega_{r0}}{y^4} \right]^{\frac{1}{2}}$$

with the condition that  $|H_0 \phi_0 \psi'| < 1$ ,

$$\psi'' = - \left( 1 - H_0^2 \phi_0^2 \psi'^2 \right) \left( \frac{3}{y} y' \psi' - \frac{\lambda}{H_0^2 \phi_0^2} \right) \quad (11)$$

where the superscript prime denotes the derivative with respect to the variable  $x$ . We solve the system of differential equations (11) and compare the theoretical predictions with the observational data. We choose the initial time  $t_{in} = t_0$ , corresponding to the present epoch. We define a dimensionless field variable  $\psi = \phi/\phi_0$ . We also set  $x = x_0 = 0.7$  at the present time and this specific choice does not affect the final results. The initial conditions at  $x = x_0$  are  $y(x_0) = 1$ ,  $\psi(x_0) = 1$ ,

$$\psi'(x_0) = \frac{\sqrt{w_{\phi 0} + 1}}{\phi_0 H_0}$$

From eq. 11, it is evident that the parameters  $H_0$  and  $\phi_0$  appear only in the combination  $H_0 \phi_0$ , indicating a degeneracy between them, and we can define a new parameter  $\delta = H_0 \phi_0$ . Furthermore, we neglect the contribution of radiation by setting  $\Omega_r = 0$ .

We first evolve the equations back in time to enable comparison with the data. Once the model is calibrated in this way, we can then evolve the solution forward to explore the potential implications and predictions of the model. Solving the system with the specified initial conditions provides us with the evolution of  $y (= a)$ ,  $\psi$ , and  $\psi'$  as functions of  $x$  (or equivalently,  $t$ ). We then convert  $\psi$ ,  $\psi'$ , and  $x$  into functions of redshift  $z$ . Once we obtain  $\psi(z)$  and  $\psi'(z)$ , we construct smooth interpolating functions for both the scalar field and its derivative as functions of redshift. These interpolators enable the evaluation of  $E(z')$  and other relevant quantities required for comparison with observational data. This allows us to examine the deceleration parameter and its evolution with redshift for this model. We make use of the second Friedmann equation along with the relations  $V_0 = \frac{3H_0^2}{8\pi G} (1 - \Omega_{m0}) e^\lambda$ ,  $\phi/\phi_a = \psi\lambda$ ,  $\dot{\phi} = \delta \psi'$  to derive the deceleration parameter in analytical form as follows:

$$q = -\frac{\ddot{a}}{aH^2} = \frac{1}{2E(z)^2} \left[ \frac{(1 - \Omega_{m0}) e^{-\lambda(\psi-1)}}{\sqrt{1 - \delta^2 \psi'^2}} (3\delta^2 \psi'^2 - 2) + \Omega_{m0} (1 + z)^3 \right] \quad (12)$$

### 3 Data and Methodology

We used the Pantheon plus (SNe data, referred to as ‘PANTHEON+’) [37], Baryon Acoustic Oscillation (BAO) data from [38, 39, 40, 41, 42, 43, 44, 45, 46] (henceforth referred to as BAO1) and the recent DESI data release 2 [36]. To perform the parameter estimation, we do the Markov Chain Monte Carlo (MCMC) analysis with 100 walkers, 3000 steps, and a burn-in phase of 500 steps. The chains were sufficiently long to satisfy the Gelman–Rubin convergence criterion, with  $R < 1.01$ . It is important to note that, although  $H_0$  and  $\phi_0$  are degenerate at the level of the differential equations, this degeneracy is lifted when computing observable quantities such as the angular diameter distance  $D_A$  and the luminosity distance  $d_L$ . We define the following function:

$$E(z) = H(z)/H_0$$

#### DESI & Earlier BAO Datasets

The BAO datasets require the computation of the following key cosmological distance measures:

- Angular Diameter Distance:

$$D_A(z) = \frac{1}{1+z} \frac{c}{H_0} \int_0^z \frac{dz'}{E(z')}$$

- Volume-averaged Distance:

$$D_V(z) = \left[ (1+z)^2 D_A(z)^2 \cdot \frac{cz}{H_0 E(z)} \right]^{1/3}$$

- Hubble Distance:

$$D_H(z) = \frac{c}{H_0 E(z)}$$

- Transverse Comoving Distance:

$$D_M(z) = \frac{c}{H_0} \int_0^z \frac{dz'}{E(z')}$$

- BAO Angular Scale:

$$\theta(z) = \frac{r_s}{D_V(z)} \cdot \frac{180}{\pi}$$

where  $r_s = 147.38$  Mpc is the sound horizon scale [47].

#### Supernova Typa Ia Pantheon+ data

For the Pantheon+ Supernovae (SNe) dataset, the analysis relies on the following key expressions:

- Luminosity Distance:

$$d_L(z) = (1+z) \frac{c}{H_0} \int_0^z \frac{dz'}{E(z')}$$

- Distance Modulus:

$$\mu_{\text{th}}(z) = 5 \log_{10} \left( \frac{d_L(z)}{\text{Mpc}} \right) + 25$$

We use the standard  $\chi^2$  statistics to fit the model with data

$$\chi^2 = \Delta X^T C^{-1} \Delta X$$

where  $(\Delta X)_i = X_i(\text{observed}) - X_i(\text{theory})$  is the residual of the observable,  $C$  denotes the covariance matrix of the data. The total  $\chi^2$  from the BAO1 datasets as the sum of contributions from each observable as follows:  $\chi^2 = \chi_{D_V/r_d}^2 + \chi_{D_M/r_d}^2 + \chi_{D_H/r_d}^2 + \chi_{r_d/D_V}^2 + \chi_{\theta_{\text{BAO}}}^2$ . For DESI DR2 data, the observables are  $X$  are  $D_M/r_d, D_H/r_d, D_V/r_d$  and  $C$  is the covariance matrix associated with the DESI DR2 data. While for the Pantheon+ data,  $\chi^2 = (\mu_{\text{obs}} - \mu_{\text{th}})^T C^{-1} (\mu_{\text{obs}} - \mu_{\text{th}})$  where  $C$  is the covariance matrix associated with the Pantheon+ dataset. We then use it to define the log-likelihood function and posterior probability, as given by Bayes’ theorem, as:

$$\ln \mathcal{L} = -\frac{1}{2} \chi^2 \quad (13)$$

$$\ln P(\theta | \text{data}) = \ln [\text{prior}(\theta)] + \ln \mathcal{L} \quad (14)$$

Parameter	Prior
$H_0$	$[50, 100] \text{ km s}^{-1} \text{ Mpc}^{-1}$
$\Omega_m$	$[0.01, 1]$
$\lambda$	$[0, 1]$
$\delta$	$[0.5, 1.5]$
$w_{\phi 0}$	$[-1, 0]$

Table 1: This table lists the uniform priors assumed for the parameters in the MCMC analysis for all datasets included in this study.

### 3.1 Constraints

In this model, we have a five-dimensional parameter space, comprising  $H_0$ ,  $\Omega_{m0}$ ,  $\lambda$  and  $\delta$  and  $w_{\phi 0}$ . We have imposed the uniform prior as in table 1. Using this choice of priors, the parameter estimates obtained from the MCMC analysis are presented in table 2 and figure 1 presents the results of the MCMC analysis. Using the obtained parameter values, we have plotted the evolution of the equation of state parameter and the deceleration parameter in figures 3 and 4 respectively for all three datasets considered. The analysis will be repeated with  $w_{\phi 0}$  fixed at  $-1$  for reference, keeping all other priors within the same ranges (see the table 3 and the figures 2,5).

	$H_0$	$\sigma_{H_0}$	$\Omega_{m0}$	$\sigma_{\Omega_{m0}}$	$\lambda$	$\sigma_{\lambda}$	$\delta$	$\sigma_{\delta}$	$w_{\phi 0}$	$\sigma_{w_{\phi 0}}$
PANTHEON+	70.774	1.659	0.297	0.065	0.757	0.211	0.789	0.266	-0.862	0.089
BAO1	67.611	1.706	0.278	0.029	0.721	0.225	0.852	0.285	-0.917	0.072
DESI DR2	66.743	1.845	0.288	0.034	0.759	0.208	0.795	0.270	-0.896	0.083

Table 2: The parameter estimates, including their mean values and standard deviations, were derived from the chains produced by the MCMC analysis.

	$H_0$	$\sigma_{H_0}$	$\Omega_{m0}$	$\sigma_{\Omega_{m0}}$	$\lambda$	$\sigma_{\lambda}$	$\delta$	$\sigma_{\delta}$
PANTHEON+	72.931	0.233	0.358	0.019	0.272	0.216	1.076	0.277
BAO1	69.442	0.748	0.279	0.016	0.065	0.046	1.080	0.278
DESI DR2	69.123	0.432	0.292	0.008	0.063	0.044	1.074	0.277

Table 3: This table presents the best fit values and errors in the parameters derived from the MCMC chains, for the reference case in which the present-day equation-of-state parameter  $w_{\phi 0}$  is fixed to -1.

It is important to note that when  $w_{\phi 0}$  is treated as a free parameter, all the cosmological parameters exhibit consistency within  $\sim 1\sigma$  range across the datasets considered. This helps in reducing the disagreement in parameter estimates, particularly for the Hubble constant  $H_0$ . However, this improvement comes at the cost of larger error bars in  $H_0$ , especially for the DESI BAO dataset. In contrast, for the fixed case  $w_{\phi 0} = -1$ , the values of  $H_0$  obtained from different datasets (table 3) continue to show significant tension. In this scenario, the DESI data provides the most stringent constraints on the deceleration parameter  $q(z)$  among all the datasets considered.

From the evolution of the equation-of-state parameter  $w_{\phi}$  and the deceleration parameter  $q$ , it is evident that when  $w_{\phi 0}$  is included as part of the parameter space, the dark energy component  $w_{\phi}$  is expected to undergo a turnaround in its equation of state not too far in the past leading to a future turnaround in the deceleration parameter  $q$  as well. This implying that the acceleration of the universe's expansion will eventually begin to slow down. In contrast, when  $w_{\phi 0} = -1$ , the evolution inferred from the datasets suggests a future turnaround in  $w_{\phi}$ , while the acceleration of the universe's expansion is expected to persist, gradually approaching the asymptotic value  $q = -1$ . At redshift  $z = 0$ , the central values and the corresponding  $1\sigma$  ranges of the deceleration parameter  $q$  obtained from different datasets are listed in table 4. These values differ from the result reported in [48] by a  $0.08\text{--}0.96\sigma$  range, representing a considerably better agreement compared to the case with  $w_{\phi 0} = -1$ , where the present-day values of  $q$  differ from the reported value  $q_0 = -0.51 \pm 0.024$  by a  $1.6\text{--}3\sigma$  range.

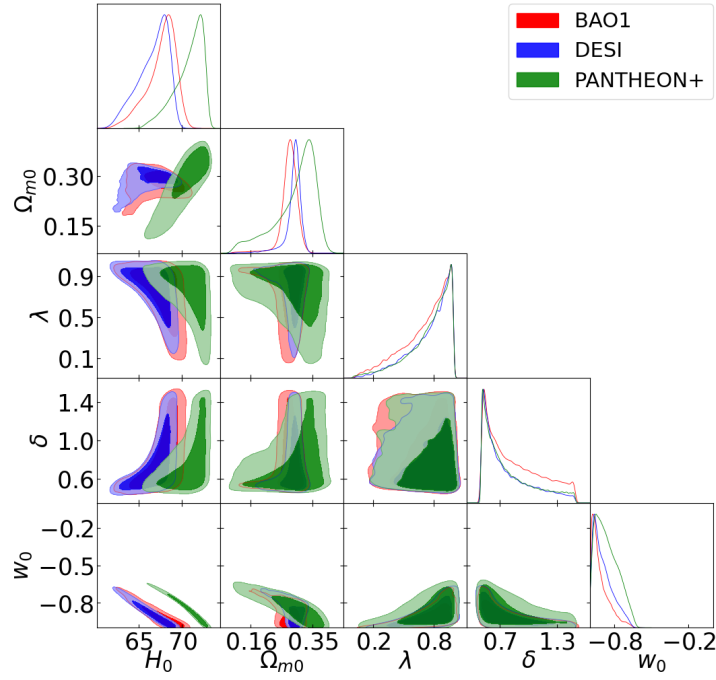


Fig. 1: Parameters at  $2\sigma$  confidence level for tachyonic scalar field model with exponential potential. Here  $w_{\phi 0}$  is a free parameter, and the constraints are obtained via MCMC analysis with three different datasets i.e BAO (red), DESI (blue) and Pantheon+ (green). The uniform prior for MCMC is given in the table 2. From the posterior plots, it is clear that the values of the parameters agree within the  $\sim 1\sigma$  range.

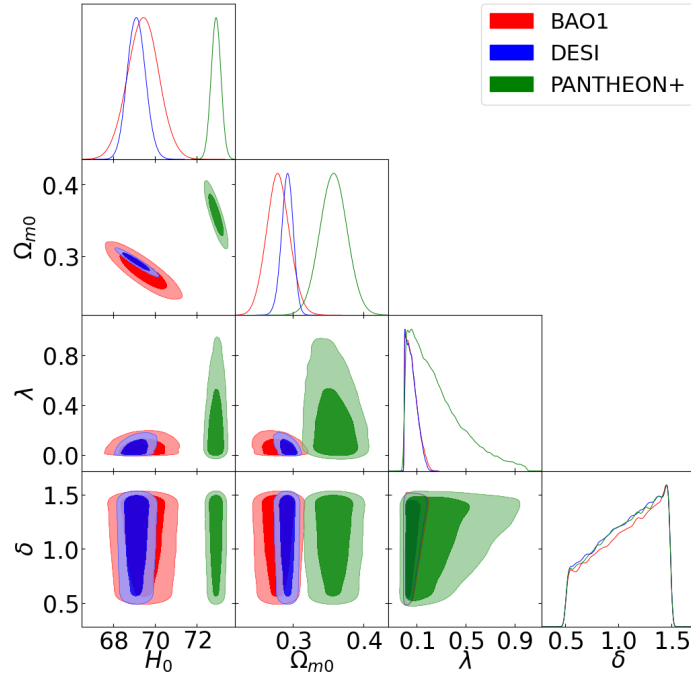


Fig. 2: Contours showing  $2\text{-}\sigma$  allowed region with  $w_{\phi 0} = -1$ . The uniform prior for MCMC is given in the table 1.

Let us now carry out an AIC and BIC analysis to compare the models with  $w_{\phi 0} = -1$  and  $w_{\phi 0} \neq -1$ , in order to determine which model provides a better fit to the data. The AIC and BIC is given by

$$AIC = -2\log(L) + 2k, \quad (15)$$

$$BIC = -2\log(L) + k\log(n). \quad (16)$$

We assume the likelihood function to be  $L \propto e^{-\chi^2/2}$ , and compare the models using the differences in their AIC and BIC values. This approach avoids the need to compute the normalization constant, which is identical for both models. Let  $w_{\phi 0} = -1$  be referred to as Model 1, and  $w_{\phi 0} \neq -1$  as Model 2.

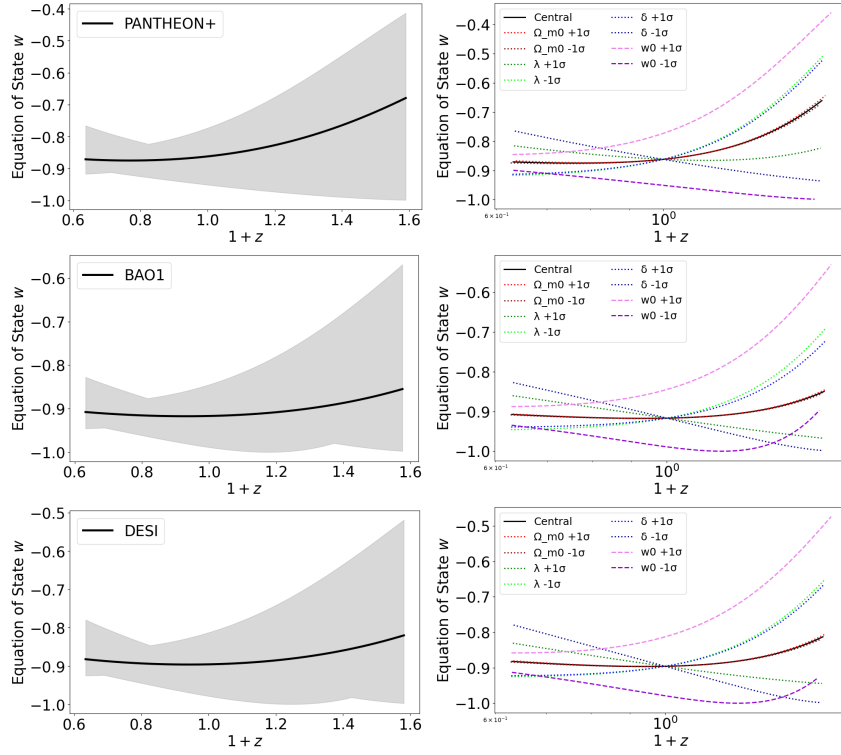


Fig. 3: This figure shows the equation of state parameter as a function of redshift. The dark curve represents the evolution of  $w$  with redshift  $z$  at the mean values of the parameters obtained from table 2. The shaded region, referred to as the  $1\sigma$  region around this curve, represents the envelope formed by the outlier curves. The dotted curves correspond to scenarios where one parameter is varied by  $1\sigma$ , while the others are held fixed at their central values.

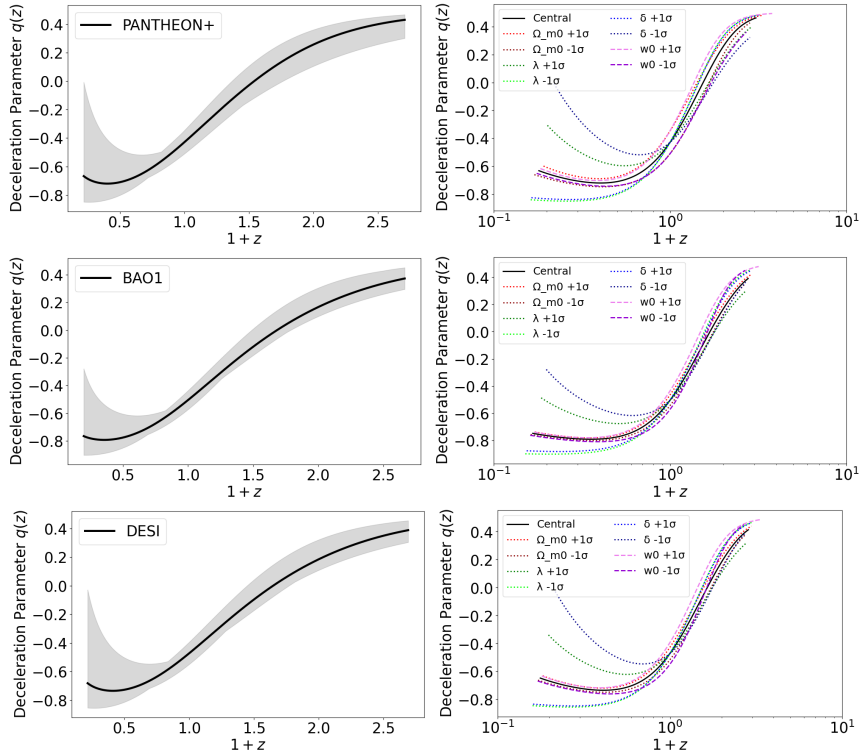


Fig. 4: Plots of deceleration parameter as a function of redshift. The dark curve represents the evolution of  $q$  w.r.t. redshift  $z$  at the mean values of the parameters obtained from table 2. This suggests that for all the datasets used, this tachyon model predicts the slowing down of acceleration in the future.

$$\Delta AIC = AIC_1 - AIC_2 = \chi_1^2 - \chi_2^2 + 2(k_1 - k_2), \quad (17)$$

$$\Delta BIC = BIC_1 - BIC_2 = \chi_1^2 - \chi_2^2 + k_1 \log(n_1) - k_2 \log(n_2). \quad (18)$$

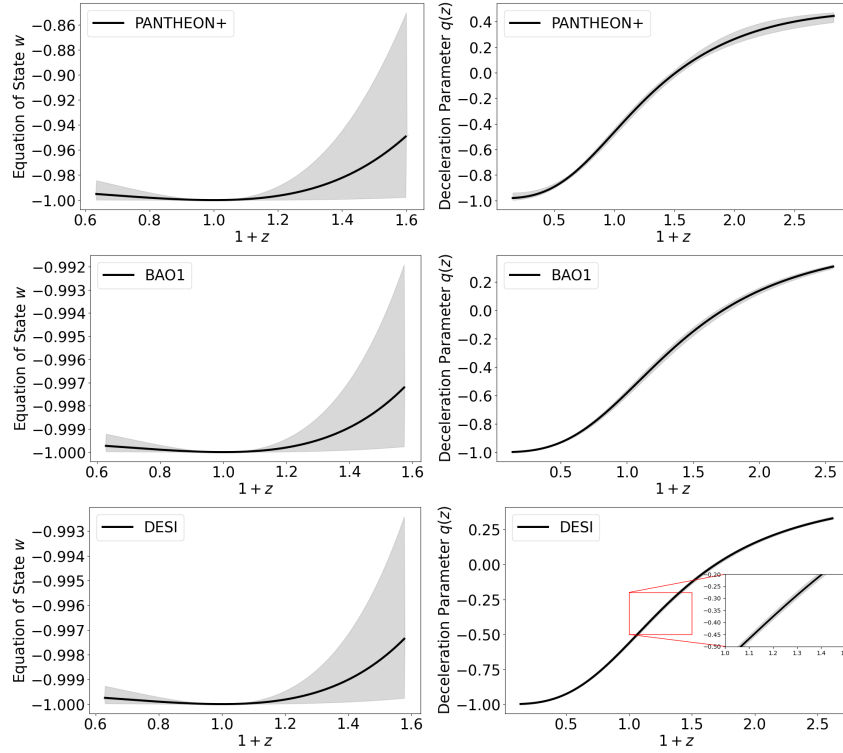


Fig. 5: 1- $\sigma$  plots of equation of state parameter (first column) and deceleration parameter (second column). The black, solid curve represents the evolution of  $w$  (first column) and  $q$  (second column) as a function of redshift  $z$  at the mean values of the parameters. The shaded region corresponds to the 1- $\sigma$  ranges of the parameters.

Dataset	$q_0$	
	$w_{\phi 0} = -1$	$w_{\phi 0} \neq -1$
PANTHEON+	$-0.463 \pm 0.0285$	$-0.430^{+0.083}_{-0.081}$
BAO1	$-0.581 \pm 0.024$	$-0.504^{+0.069}_{-0.068}$
DESI DR2	$-0.563 \pm 0.012$	$-0.471^{+0.078}_{-0.077}$

Table 4: Central values and  $1\sigma$  uncertainties of the deceleration parameter  $q(0)$  at redshift  $z = 0$ , for fixed equation of state parameter,  $w_{\phi 0} = -1$  and varying present-day  $w_{\phi 0}$  (refer values from table 2) for the respective data.

Dataset	$\Delta AIC$	$\Delta BIC$
PANTHEON+	-1.459	7.98
BAO1	-30.091	-31.556
DESI DR2	-177.475	-178.695

Table 5: This table presents the differences in AIC and BIC, where  $w_{\phi 0} = -1$  is referred to as Model 1 and  $w_{\phi 0} \neq -1$  as Model 2. The results show that the Type Ia supernova dataset favors Model 2 ( $w_{\phi 0} \neq -1$ ), whereas the BAO dataset favors Model 1 ( $w_{\phi 0} = -1$ ).

Based on the AIC and BIC analyses comparing the two models, it is found that both BAO1 and DESI BAO DR2 data favor the  $w_{\phi 0} = -1$  model. In contrast, the Pantheon+ supernova data shows a neutral preference according to the AIC, while the BIC indicates a preference for the model with free  $w_{\phi 0}$ . This highlights a clear divergence in the model preferences inferred from the SNe type 1A and BAO datasets.

#### 4 Conclusion & Summary

In this work, we have presented an analysis of a tachyon-type scalar field model as a candidate for dark energy, adopting an exponential potential for the field. The Friedman equations were solved under the



assumption of a spatially flat universe, neglecting the contribution from radiation. Our model involves five parameters, with the case  $w_{\phi 0} = -1$  (the present-day value of the equation of state parameter) taken as the reference model. The priors have been fixed as specified. We performed Markov Chain Monte Carlo (MCMC) analyses to constrain the model parameters using Supernovae type Ia Pantheon+ data, existing BAO data (referred to as BAO1) and the recent DESI BAO DR2 data. Our results indicate that the parameter estimates, particularly for the Hubble constant  $H_0$ , remain consistent within the  $1\sigma$  range across different datasets. However, this improvement is primarily due to the larger error bars associated with  $H_0$  in the BAO datasets. When compared to the reference model, where  $w_{\phi 0} = -1$ , the discrepancy in parameter values, especially in  $H_0$ , continues to persist across the datasets. Among them, the DESI dataset yields the most stringent constraints in this case.

Using the best-fit parameters and their associated  $1\sigma$  error bars, we analysed the evolution of both the equation of state parameter  $w_{\phi}$  and the deceleration parameter  $q$ , and compared them with the reference model. From the MCMC analysis, we found that the present-day value of the equation of state parameter lies between  $-0.86$  and  $-0.92$  across the datasets considered. The evolution of the equation of state indicates that a turnaround could occur not too far in the past, provided the other parameters are suitably fine-tuned. A similar trend is observed for the deceleration parameter, indicating that the universe may currently be transitioning into a phase where the acceleration of its expansion is gradually slowing down. The present-day value of the deceleration parameter in this case agrees with the SH0ES data within the  $0.08\sigma$ – $0.96\sigma$  range. In contrast, for the reference model with  $w_{\phi 0} = -1$ , our analysis indicates that the possible turnaround in the equation of state parameter would occur in the future. In this case, the present-day value of the deceleration parameter agrees with the value reported by the SH0ES data within the  $1.6\sigma$ – $3\sigma$  range and is expected to asymptotically approach the value of  $-1$  in the future. Thus, the expansion cannot slow down; rather, the acceleration keeps increasing and  $q$  eventually approaches  $-1$ , where it is expected to settle in the future. However, when the model preference is examined using AIC and BIC analyses, we find that the Type Ia supernova dataset favours the tachyonic dark energy model with  $w_{\phi 0}$  as a free parameter, whereas the BAO datasets prefer the model with  $w_{\phi 0} = -1$ . This means that, within this framework, both datasets agree that the equation of state will undergo a future turnaround. However, they diverge in their predictions for the deceleration parameter. The SNe type Ia dataset select parameters that lead to the slowing of the universe's expansion in the future epoch, while the BAO data chooses parameters that produce increasing acceleration, with  $q$  asymptotically approaching  $-1$ . This highlights a clear disagreement in the future cosmological evolution predicted by the two datasets within the tachyon-type dark energy model.

## Acknowledgment

The authors thank J. S. Bagla for useful discussion. Athul C N thanks IIT Kanpur for hospitality, as this manuscript was completed during his term as Project Associate-1. We acknowledge IISER Mohali for providing computing resources of High Performance Computing Facility at IISER Mohali.

## References

1. P. J. E. Peebles and B. Ratra, *The cosmological constant and dark energy*, *Reviews of modern physics* **75** (2003) 559.
2. L. Amendola and S. Tsujikawa, *Dark energy: theory and observations*. Cambridge University Press, 2010.
3. A. De Felice and S. Tsujikawa, *f(r) theories*, *Living Reviews in Relativity* **13** (2010) 1.
4. T. P. Sotiriou and V. Faraoni, *f(r) theories of gravity*, *Reviews of Modern Physics* **82** (2010) 451.
5. R. Sanders, *Cosmology with modified newtonian dynamics (mond)*, *Monthly Notices of the Royal Astronomical Society* **296** (1998) 1009.
6. J. D. Bekenstein, *Relativistic gravitation theory for the modified newtonian dynamics paradigm*, *Physical Review D—Particles, Fields, Gravitation, and Cosmology* **70** (2004) 083509.
7. M. Chevallier and D. Polarski, *Accelerating universes with scaling dark matter*, *International Journal of Modern Physics D* **10** (2001) 213.
8. E. Linder, *Probing dark energy with snap*, in *The Identification Of Dark Matter*, pp. 52–57. World Scientific, 2003.
9. E. V. Linder, *Exploring the expansion history of the universe*, *Physical review letters* **90** (2003) 091301.
10. H. Jassal, J. Bagla and T. Padmanabhan, *Wmap constraints on low redshift evolution of dark energy*, *Monthly Notices of the Royal Astronomical Society: Letters* **356** (2005) L11.
11. H. K. Jassal, J. Bagla and T. Padmanabhan, *Observational constraints on low redshift evolution of dark energy: How consistent are different observations?*, *Physical Review D* **72** (2005) 103503.
12. G. Efstathiou, *Constraining the equation of state of the universe from distant type ia supernovae and cosmic microwave background anisotropies*, *Monthly Notices of the Royal Astronomical Society* **310** (1999) 842.

13. L. Feng and T. Lu, *A new equation of state for dark energy model*, *Journal of Cosmology and Astroparticle Physics* **2011** (2011) 034.
14. G. Aldering, C. W. Akerlof, R. Amanullah, P. Astier, E. Barrelet, C. Bebek et al., *Overview of the supernova/acceleration probe (snap)*, in *Future Research Direction and Visions for Astronomy*, vol. 4835, pp. 146–157, SPIE, 2002.
15. A. Adame, J. Aguilar, S. Ahlen, S. Alam, D. Alexander, M. Alvarez et al., *Desi 2024 vi: Cosmological constraints from the measurements of baryon acoustic oscillations*, *Journal of Cosmology and Astroparticle Physics* **2025** (2025) 021.
16. T. Barreiro, E. J. Copeland and N. a. Nunes, *Quintessence arising from exponential potentials*, *Physical Review D* **61** (2000) 127301.
17. S. Tsujikawa, *Reconstruction of general scalar-field dark energy models*, *Physical Review D—Particles, Fields, Gravitation, and Cosmology* **72** (2005) 083512.
18. H. Jassal, *Comparison of perturbations in fluid and scalar field models of dark energy*, *Physical Review D—Particles, Fields, Gravitation, and Cosmology* **79** (2009) 127301.
19. A. Bouali, I. Albarran, M. Bouhmadi-López and T. Ouali, *Cosmological constraints of phantom dark energy models*, *Physics of the Dark Universe* **26** (2019) 100391.
20. B. Novosyadlyj, O. Sergijenko, R. Durrer and V. Pelykh, *Do the cosmological observational data prefer phantom dark energy?*, *Physical Review D—Particles, Fields, Gravitation, and Cosmology* **86** (2012) 083008.
21. B. Novosyadlyj, O. Sergijenko, R. Durrer and V. Pelykh, *Quintessence versus phantom dark energy: the arbitrating power of current and future observations*, *Journal of Cosmology and Astroparticle Physics* **2013** (2013) 042.
22. P. A. Ade, N. Aghanim, M. Arnaud, M. Ashdown, J. Aumont, C. Baccigalupi et al., *Planck 2015 results-xiii. cosmological parameters*, *Astronomy & Astrophysics* **594** (2016) A13.
23. P. Ji and L. Shao, *Scalar dark energy models and scalar-tensor gravity: theoretical explanations for the accelerated expansion of the present universe*, *Communications in Theoretical Physics* **76** (2024) 107401.
24. A. Singh, A. Sangwan and H. Jassal, *Low redshift observational constraints on tachyon models of dark energy*, *Journal of Cosmology and Astroparticle Physics* **2019** (2019) 047.
25. J. Bagla, H. K. Jassal and T. Padmanabhan, *Cosmology with tachyon field as dark energy*, *Physical Review D* **67** (2003) 063504.
26. E. J. Copeland, M. R. Garousi, M. Sami and S. Tsujikawa, *What is needed of a tachyon if it is to be the dark energy?*, *Physical Review D—Particles, Fields, Gravitation, and Cosmology* **71** (2005) 043003.
27. G. Calcagni and A. R. Liddle, *Tachyon dark energy models: Dynamics and constraints*, *Physical Review D—Particles, Fields, Gravitation, and Cosmology* **74** (2006) 043528.
28. M. P. Rajvanshi and J. Bagla, *Reconstruction of dynamical dark energy potentials: Quintessence, tachyon and interacting models*, *Journal of Astrophysics and Astronomy* **40** (2019) 1.
29. D. Wang, *Questioning cosmic acceleration with desi: The big stall of the universe*, *arXiv preprint arXiv:2504.15635* (2025) .
30. M. Van Raamsdonk and C. Waddell, *Suggestions of decreasing dark energy from supernova and bao data: an update*, *arXiv preprint arXiv:2505.10662* (2025) .
31. E. Camphuis, W. Quan, L. Balkenhol, A. Khalife, F. Ge, F. Guidi et al., *Spt-3g d1: Cmb temperature and polarization power spectra and cosmology from 2019 and 2020 observations of the spt-3g main field*, *arXiv preprint arXiv:2506.20707* (2025) .
32. J. Son, Y.-W. Lee, C. Chung, S. Park and H. Cho, *Strong progenitor age bias in supernova cosmology-ii. alignment with desi bao and signs of a non-accelerating universe*, *Monthly Notices of the Royal Astronomical Society* **544** (2025) 975.
33. E. Di Valentino, A. Mukherjee and A. A. Sen, *Dark energy with phantom crossing and the h0 tension*, *Entropy* **23** (2021) 404.
34. S. Dahmani, A. Bouali, I. El Bojaddaini, A. Errahmani and T. Ouali, *Smoothing the h0 tension with a phantom dynamical dark energy model*, *Physics of the Dark Universe* **42** (2023) 101266.
35. T. Padmanabhan, *Accelerated expansion of the universe driven by tachyonic matter*, *Physical Review D* **66** (2002) 021301.
36. M. A. Karim, J. Aguilar, S. Ahlen, S. Alam, L. Allen, C. Allende Prieto et al., *Desi dr2 results ii: Measurements of baryon acoustic oscillations and cosmological constraints*, *arXiv e-prints* (2025) arXiv.
37. D. Scolnic, D. Brout, A. Carr, A. G. Riess, T. M. Davis, A. Dwomoh et al., *The pantheon+ analysis: the full data set and light-curve release*, *The Astrophysical Journal* **938** (2022) 113.
38. G. C. Carvalho, A. Bernui, M. Benetti, J. C. Carvalho and J. S. Alcaniz, *Baryon acoustic oscillations from the sdss dr10 galaxies angular correlation function*, *Phys. Rev. D* **93** (2016) 023530.
39. E. de Carvalho, A. Bernui, G. Carvalho, C. Novaes and H. Xavier, *Angular baryon acoustic oscillation measure at  $z=2.225$  from the sdss quasar survey*, *Journal of Cosmology and Astroparticle Physics* **2018** (2018) 064–064.

- 
40. E. de Carvalho, A. Bernui, H. S. Xavier and C. P. Novaes, *Baryon acoustic oscillations signature in the three-point angular correlation function from the sdss-dr12 quasar survey*, *Monthly Notices of the Royal Astronomical Society* **492** (2020) 4469 [<https://academic.oup.com/mnras/article-pdf/492/3/4469/32302539/staa119.pdf>].
  41. J. S. Alcaniz, G. C. Carvalho, A. Bernui, J. C. Carvalho and M. Benetti, *Measuring baryon acoustic oscillations with angular two-point correlation function*, *Fundam. Theor. Phys.* **187** (2017) 11 [1611.08458].
  42. G. C. Carvalho, A. Bernui, M. Benetti, J. C. Carvalho, E. de Carvalho and J. S. Alcaniz, *The transverse baryonic acoustic scale from the SDSS DR11 galaxies*, *Astroparticle Physics* **119** (2020) 102432 [1709.00271].
  43. F. Beutler, C. Blake, M. Colless, D. H. Jones, L. Staveley-Smith, L. Campbell et al., *The 6dF Galaxy Survey: baryon acoustic oscillations and the local Hubble constant*, *Mon. Not. Roy. Astron. Soc.* **416** (2011) 3017 [1106.3366].
  44. S. Alam, M. Aubert, S. Avila, C. Balland, J. E. Bautista, M. A. Bershadsky et al., *Completed sdss-iv extended baryon oscillation spectroscopic survey: Cosmological implications from two decades of spectroscopic surveys at the apache point observatory*, *Phys. Rev. D* **103** (2021) 083533.
  45. A. J. Ross, L. Samushia, C. Howlett, W. J. Percival, A. Burden and M. Manera, *The clustering of the sdss dr7 main galaxy sample – i. a 4 per cent distance measure at  $z = 0.15$* , *Monthly Notices of the Royal Astronomical Society* **449** (2015) 835 [<https://academic.oup.com/mnras/article-pdf/449/1/835/13767551/stv154.pdf>].
  46. H. du Mas des Bourboux, J. Rich, A. Font-Ribera, V. de Sainte Agathe, J. Farr, T. Etourneau et al., *The Completed SDSS-IV Extended Baryon Oscillation Spectroscopic Survey: Baryon Acoustic Oscillations with Ly $\alpha$  Forests*, *Astrophys. J.* **901** (2020) 153 [2007.08995].
  47. N. Aghanim, Y. Akrami, M. Ashdown, J. Aumont, C. Baccigalupi, M. Ballardini et al., *Planck2018 results: Vi. cosmological parameters*, *Astronomy & Astrophysics* **641** (2020) A6.
  48. A. G. Riess, W. Yuan, L. M. Macri, D. Scolnic, D. Brout, S. Casertano et al., *A comprehensive measurement of the local value of the hubble constant with 1 km s<sup>-1</sup> mpc<sup>-1</sup> uncertainty from the hubble space telescope and the sh0es team*, *The Astrophysical journal letters* **934** (2022) L7.