

# TRITONFORGE: Profiling-Guided Framework for Automated Triton Kernel Optimization

Haonan Li<sup>1</sup>, Keyu Man<sup>2</sup>, Partha Kanuparth<sup>2</sup>, Hanning Chen<sup>3</sup>, Wei Sun<sup>2</sup>, Sreen Tallam<sup>2</sup>, Chenguang Zhu<sup>2</sup>, Kevin Zhu<sup>2</sup>, Zhiyun Qian<sup>1</sup>

{hli333,zhiyunq}@ucr.edu,{kman,pka,wesun,sreen,cgzhu,kezh}@meta.com,hanningc@uci.edu

<sup>1</sup>University of California, Riverside <sup>2</sup>Meta <sup>3</sup>University of California, Irvine

## Abstract

High-performance GPU kernel optimization remains a critical yet labor-intensive task in modern machine learning workloads. Although Triton, a domain-specific language for GPU programming, enables developers to write efficient kernels with concise code, achieving expert-level performance still requires deep understanding of GPU architectures and low-level performance trade-offs. We present TRITONFORGE, a profiling-guided framework for automated Triton kernel optimization. TRITONFORGE integrates kernel analysis, runtime profiling, and iterative code transformation to streamline the optimization process. By incorporating feedback from profiling results, the system identifies performance bottlenecks, proposes targeted code modifications, and evaluates their impact automatically. Across diverse kernel types, TRITONFORGE achieves up to 5x performance improvement over baseline implementations and on average 1.76x of the cases are successful, providing a foundation for future research in automated GPU performance optimization.

## 1 Introduction

High-performance GPU computing has become the cornerstone of modern machine learning and scientific computing [21]. As deep learning models grow increasingly complex and datasets expand to unprecedented scales [9, 13], the demand for efficient GPU kernels has never been greater. Triton, adopted as the default backend compiler for PyTorch 2.0 [2], has emerged as a powerful domain-specific language (DSL) for writing high-performance kernels that can rival hand-optimized CUDA code [22, 29]. Its block-based programming model allows developers to express complex tensor operations without explicitly managing thread synchronization or shared memory allocation.

However, despite its syntactic simplicity, achieving peak performance in Triton remains a non-trivial challenge that demands deep hardware awareness. While Triton abstracts away the thread-level details of CUDA, it shifts the optimization burden to tile-level data flow management [8]. Developers must manually tune critical meta-parameters, such as block sizes (e.g., BLOCK\_M, BLOCK\_N), the number of pipeline stages (num\_stages) and warp configurations (num\_warps) to match the target GPU’s L2 cache size and register file limits [15]. A suboptimal configuration, such as a tile size that causes cache thrashing or memory bank conflicts, can degrade performance by an order of magnitude even if the code is functionally correct. Furthermore, the rapid evolution of GPU architectures implies that optimization strategies must be continuously

adapted, making manual tuning an ongoing and labor-intensive burden [17, 33].

Recent advances in Large Language Models (LLMs) have demonstrated remarkable capabilities in code generation, optimization, and code understanding [6, 24]. These models can understand complex programming patterns, suggest optimizations, and even generate high-performance code from high-level specifications. This presents an opportunity to democratize GPU kernel optimization by leveraging LLMs to automate and accelerate the optimization process.

Nevertheless, the optimization of Triton kernels presents several critical challenges that limit the widespread adoption of high-performance GPU computing [28, 29]. First, the complexity of underlying GPU architectures requires developers to understand memory hierarchies, parallel execution models, and performance-critical scheduling decisions [1, 30]. This expertise barrier prevents many developers from achieving optimal performance, resulting in kernels that fail to fully utilize modern GPUs [28].

Second, the manual optimization process is inherently iterative and time-consuming [1, 20]. Developers must repeatedly profile, analyze, and tune kernels to identify performance bottlenecks, requiring extensive experimentation with tiling, parallelism parameters, and memory layouts [22, 31]. Such trial-and-error search not only delays development cycles but may miss optimal implementations due to the large search space [33].

Third, the rapid evolution of GPU architectures creates a moving target for optimization. Techniques and parameter choices that perform well on one architecture (e.g., Ampere) may underperform on newer ones (e.g., Hopper), requiring continuous retuning to achieve peak performance [28]. This hinders kernel portability and long-term maintainability.

Finally, the lack of automated, end-to-end tooling for Triton performance optimization means that optimization knowledge remains siloed among expert practitioners [22, 30]. Even though Triton simplifies GPU programming, developers must still manually discover performant configurations [31]. An ideal solution would provide intelligent automation that captures expert knowledge and adapts to hardware-specific performance patterns [24, 33].

This work introduces TRITONFORGE, a practical framework for LLM-assisted Triton kernel optimization that integrates performance profiling feedback directly into the code generation process. Our contributions are as follows:

- **LLM-Guided Kernel Generation and Optimization.** We propose a unified workflow where Large Language Models generate Triton kernel variants and iteratively refine them using structured performance feedback from Nsight Compute. By closing

This work was performed when the first author was interned at Meta.

the loop between profiling and code generation, TRITONFORGE enables optimization without exhaustive manual tuning.

- **Profiling-Aware Code Improvements.** Our method translates low-level profiling metrics (e.g., memory throughput, warp occupancy, instruction stalls) into actionable code transformations. This allows the LLM to reason over hardware-specific performance constraints while preserving semantic correctness.
- **Automated Performance Evaluation Pipeline.** We build a fully automated benchmarking and analysis system that executes kernels, extracts bottleneck indicators, and provides quantitative feedback to guide optimization iterations—reducing reliance on manual profiling expertise.
- **Empirical Demonstration of Effectiveness.** We evaluate TRITONFORGE on representative Triton kernels, demonstrating performance improvements of up to 5x over baseline implementations and on average 1.76x of the cases are successful. These results show that integrating profiling signals into the code generation process accelerates convergence toward high-performance implementations.

## 2 Background

This section presents the background knowledge of our work: Triton and GPU kernel optimization, and LLM-based code generation.

**Triton Framework and Design Philosophy.** Triton [22] is an open-source GPU programming framework introduced by OpenAI, designed to simplify high-performance kernel development through a Python-embedded domain-specific language. By abstracting many low-level CUDA details while still exposing explicit control over memory hierarchy and parallel execution, Triton enables developers to write succinct kernels that can reach performance comparable to expert-written CUDA implementations. Its tile-based programming model, programmatic memory movement, and auto-generated vectorization make it particularly suitable for machine learning workloads.

In recent years, Triton has seen rapid adoption in both academia and industry, especially following its integration into PyTorch 2.0 as the default backend of TorchInductor [2, 12]. Many modern LLM training and inference systems rely on Triton for implementing fused operators, memory-efficient attention kernels, softmax variants, and other performance-critical GPU primitives [7, 19]. This highlights Triton as a key enabling technology for efficient large-scale training, demonstrating significant speedups over traditional CUDA baselines.

The growing prevalence of Triton in practical deployments—ranging from operator fusion in production inference servers to custom kernels for state-of-the-art LLM architectures—underscores the importance of rigorously understanding its programming abstractions and optimization behaviors. As Triton becomes a central component of the modern deep learning software stack, systematic analysis of kernel performance, memory access patterns, and compiler optimization strategies provides valuable insight for both practitioners and researchers.

**Current Optimization Approaches.** Traditional Triton optimization relies heavily on manual tuning of key parameters such as block sizes, memory access patterns, and loop unrolling strategies.

The introduction of Triton 2.0 [25] has brought significant improvements in compilation efficiency and optimization capabilities, while recent work on automated Triton kernel generation [10] has shown promise in reducing manual optimization effort. However, these approaches often require domain expertise and extensive experimentation.

**GPU Kernel Optimization.** GPU kernel optimization has traditionally relied on auto-tuning and heuristic search techniques to explore kernel parameters and memory layouts efficiently [4, 14]. Compiler-driven and rule-based approaches further improve performance through static analysis and structured code transformations [18]. More recently, LLM-assisted methods have shown strong potential for GPU kernel generation and performance optimization, particularly in PyTorch and CUDA environments [5, 24]. However, these efforts overlook Triton, where optimization expertise remains a barrier. TRITONFORGE addresses this gap by integrating profiling-aware feedback into the Triton kernel optimization process.

**LLM for Code Generation.** Recent research in large language models (LLMs) designed for code generation has made significant progress [11]. For instance, OpenAI’s Codex agent [23] exemplifies the new wave of AI-coding systems that integrate natural language specification with execution, tool use, and multi-step reasoning. Anthropic’s Claude Sonnet 4.5 [3] attains state-of-the-art performance on software engineering and agentic coding tasks. However, neither of these models have been developed specifically for the programming model of Triton kernels, with their unique syntax and semantics. In this work, we propose to integrate profiling feedback from Nsight Compute into the LLM generation loop to steer the model toward producing optimized Triton code.

**LLM for Performance Optimization.** Recent advancements have expanded the role of LLMs from functional code generation to automated performance optimization. For instance, recent work [27] introduced the PIE benchmark to train models specifically for predicting performance-improving edits in C++ programs. To explore the optimization space more effectively, the search-based framework SBLLM [32] combines LLMs with evolutionary strategies, outperforming direct prompting methods. Scaling this approach, PEACE [26] targets project-level efficiency via a hybrid code editing strategy, rather than focusing solely on isolated functions. Unlike these general-purpose approaches targeting CPU-bound C++ or Python code, TRITONFORGE specifically addresses GPU kernel optimization by leveraging the profiling feedback to guide the LLM.

## 3 Methodology

### 3.1 Overview

Our methodology centers around an LLM agent that integrates with NVIDIA Nsight profiling tools to provide intelligent, data-driven optimization suggestions for Triton kernels. The framework operates through a multi-stage pipeline that combines test generation, performance profiling, and optimization loop to deliver context-aware improvements.

**Core Architecture.** As shown in Figure 1, TRITONFORGE consists of two main stages: (A) Test Generator: An LLM agent that understands Triton code semantics and generates performance tests and

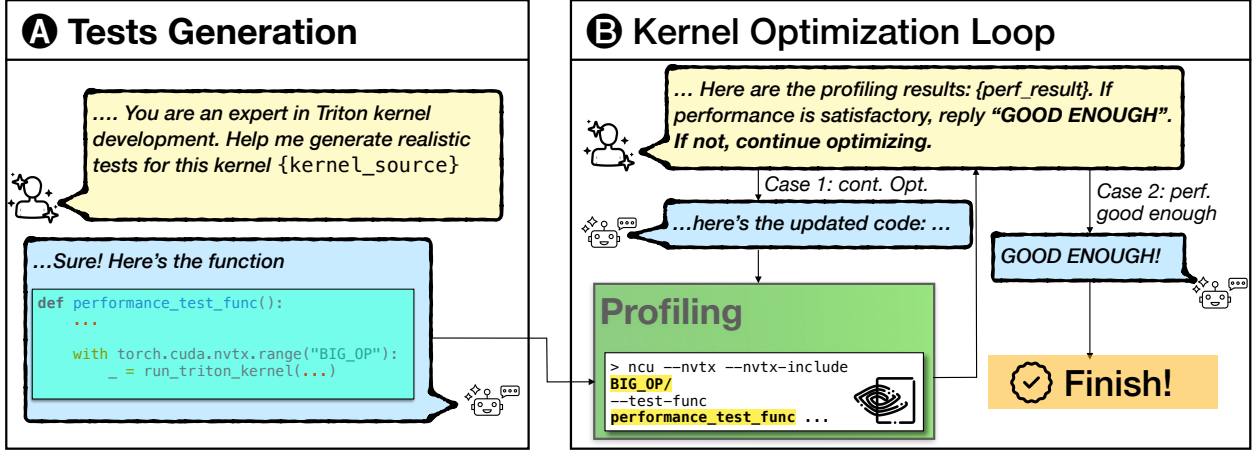


Figure 1: Overview of TRITONFORGE. The prompts and responses shown in the figure are simplified for clarity.

(B) Kernel Optimizer: An LLM agent that reads the performance metrics from NVIDIA Nsight Compute and generates optimized Triton code. Additionally, TRITONFORGE also contains another agent called Fault-Aware Remediation Agent, which is responsible for reviewing the compilation and runtime errors of the generated code and trying to fix them if there are any.

**Workflow Overview.** The workflow of TRITONFORGE is as follows: (1) Test Generator (A) understands the input Triton code and generates performance tests. (2) Profiling module collects performance metrics from the generated performance tests and identifies bottlenecks. (3) Kernel Optimizer (B) reads the performance metrics from the profiling module and generates optimized Triton code. The (2) and (3) are repeated iteratively until the optimized Triton code is satisfactory.

### 3.2 Dataset

**TritonBench.** We leverage the TritonBench dataset [16], the first comprehensive benchmark for Triton operator generation. TritonBench features 184 real-world operators collected from GitHub repositories (>100 stars), providing a diverse collection of Triton kernels spanning various computational patterns and optimization levels. The dataset includes kernels for matrix operations, convolution operations, attention mechanisms, and custom computational kernels, each with corresponding unit tests.

**Augmented Dataset for Optimization.** To enable effective LLM-based optimization, we further enrich each kernel in TritonBench with additional contextual and performance data. Specifically, for each operator, we generate (1) *performance test cases*, (2) *GPU hardware specifications*, and (3) *profiling traces*.

First, we leverage the existing correctness tests and input-output pairs from the TritonBench dataset to verify functional equivalence across kernel variants, while generating our own performance tests to measure execution time under controlled input sizes. Second, we record detailed hardware configurations, including GPU model, SM count, clock frequency, and memory hierarchy, which provide the contextual constraints for performance prediction and optimization.

#### Algorithm 1: PROFILING-GUIDED TRITON KERNEL OPTIMIZATION

$H$ : hardware profile  
**Input:**  $K$ : initial Triton kernel  
 $R$ : baseline profiler report  
**Output:**  $K^*$ : optimized kernel;  $R^*$ : profiler report

```

1  $K^* \leftarrow K; R^* \leftarrow R; dec \leftarrow continue$ 
2 repeat
3    $K' \leftarrow Proposal(H, K, R)$ 
4    $res \leftarrow BuildRun(K')$ 
5   while  $res = fail$  do
6      $K' \leftarrow Remediation(K', logs)$ 
7      $res \leftarrow BuildRun(K')$ 
8   else
9      $R' \leftarrow Profile(K')$ 
10     $dec \leftarrow Arbiter(R', R^*)$ 
11    if  $dec = accept$  then
12       $K^* \leftarrow K'; R^* \leftarrow R'$ 
13     $K \leftarrow RefineHint(K, R, R')$ 
14     $R \leftarrow R'$ 
15 until  $dec = finish$ 
16 return  $K^*, R^*$ 
```

Third, we collect low-level runtime metrics using NVIDIA Nsight Compute, capturing information such as memory bandwidth utilization, instruction throughput, and kernel occupancy.

Together, these additions transform TritonBench into a richer dataset that captures not only the source code of GPU kernels but also their behavioral and hardware-dependent characteristics. This augmented dataset enables our model to reason jointly over code semantics, runtime behavior, and hardware context when generating optimized Triton implementations.

### 3.3 Triton Kernel Optimization Pipeline

**Model Selection.** We employ Google’s Gemini-2.5-Pro for our optimization framework. These models provide the necessary capabilities for understanding complex code patterns, reasoning about optimization strategies, and generating high-quality code.

**Test Generation.** As shown in Figure 1, (A) Test Generator is used to generate performance tests for the input Triton kernel. We leverage the existing tests and ask LLM to generate more comprehensive tests under specific nvtx range label for profiling (i.e., BIG\_OP)

**Kernel Optimization Loop.** The detailed optimization loop is shown in Algorithm 1. (Part (B) in Figure 1). Specifically, it consists of the following steps:

- **Initialization-and-Proposal.** *Inputs:* device capabilities  $C$ , kernel source  $K$ , performance report  $R$ . *Output:* proposal kernel  $K'$ . *Role:* Generates candidate code refinements conditioned on hardware and existing bottlenecks (e.g., tiling/block shapes, num\_warps, vectorization width, memory layout, prefetching, loop fusion/splitting) while preserving correctness constraints.
- **Fault-Aware Remediation.** *Inputs:* kernel  $K'$ , diagnostic logs. *Output:* repaired kernel  $\tilde{K}$ . *Role:* Automatically fixes compilation and runtime failures using targeted LLM edits informed by compiler/runtime logs.
- **Performance-Arbitrator.** *Inputs:* profiler report  $R'$ , best-so-far  $R^*$ , thresholds  $\Theta$ . *Output:* decision  $\in \{\text{accept}, \text{continue}, \text{finish}\}$ . *Role:* Multi-criteria decision based on throughput/latency speedup, robustness checks, resource limits, and diminishing return criteria.
- **Targeted-Refinement-Hint.** *Inputs:* previous report  $R$ , new report  $R'$ . *Output:* refined kernel  $K$ . *Role:* Converts profiler deltas into actionable feedback (e.g., memory stalls  $\Rightarrow$  improve tiling or staging, low occupancy  $\Rightarrow$  adjust register pressure).

It is important to note that the procedure forms a potentially unbounded loop, as the remediation stage may not always succeed in resolving compilation or runtime errors. To ensure termination and avoid infinite execution, we impose a strict upper limit on the number of optimization iterations (set to 8 in our experiments).

### 3.4 Implementation Details

**Codebase.** The TRITONFORGE codebase comprises approximately 3,000 lines of Python code responsible for implementing the LLM agent, orchestrating kernel generation, and managing automated profiling. In addition, the repository contains around 300 lines of prompt templates and instructions used by the LLM agent throughout the optimization process.

**Execution Time.** The overall runtime per kernel depends on the kernel’s complexity and size. The profiling time is typically within minutes for multiple warmups and iterations. The primary performance bottleneck is the LLM inference time, which typically takes several minutes per optimization query. To improve throughput, LLM requests can be parallelized using multiple API calls. In our experiments, the end-to-end optimization process for a single kernel generally completes in approximately 20 minutes.

**Profiling.** We assess performance using both runtime latency and hardware-level profiling. The kernel execution time is measured

using CUDA events. We run three warm-up iterations to eliminate JIT and frequency ramp-up effects, followed by five timed iterations. Each iteration uses `torch.cuda.Event` and an explicit synchronization to ensure accurate kernel-only timing.

For low-level profiling, we use NVIDIA Nsight Compute 2025.2.1.0 to collect hardware-level metrics such as occupancy and memory efficiency. NVTX markers isolate the Triton kernel region of interest. Profiling is invoked with:

```
1 ncu -f --nvtx --nvtx-include <range_label> ...
```

This procedure enables reproducible timing and detailed insight into GPU execution characteristics, supporting fair comparison across optimization variants.

We demonstrate the entire profiling process with a real example later in §5.3.

## 4 Experiments

This section presents a comprehensive evaluation of TRITONFORGE. We conduct a series of experiments to evaluate the effectiveness and behavioral characteristics of large language models (LLMs) in optimizing Triton kernels. Our study aims to answer the following research questions:

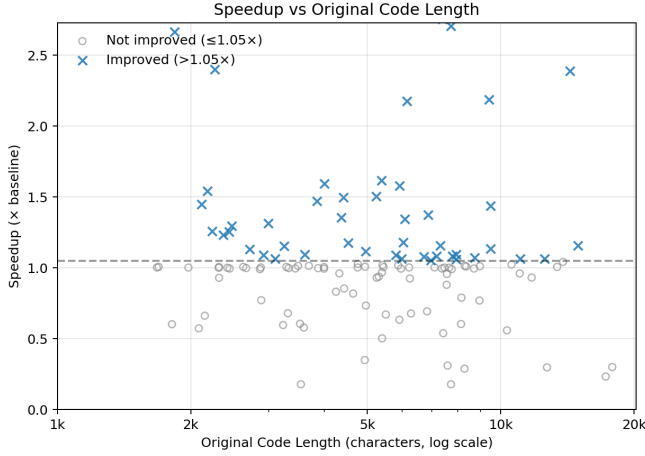
- **RQ1:** *Can LLMs generate optimized kernels that outperform the original implementations in execution speed?* We examine the overall success rate, the magnitude of speedups, and the distribution of improvements across kernel complexity levels.
- **RQ2:** *How do iterative optimization and the number of refinement rounds affect performance outcomes?* We analyze convergence trends and diminishing returns over LLM interaction cycles.
- **RQ3:** *What behavioral patterns emerge from the LLM during kernel optimization?* We investigate changes in code length and verbosity as indirect signals of the model’s reasoning and optimization strategies.
- **RQ4:** *Which components of TRITONFORGE most contribute to performance gains?* We perform an ablation study to isolate the effects of individual modules such as profiling-guided feedback and prompt structure.

### 4.1 Experimental Setup

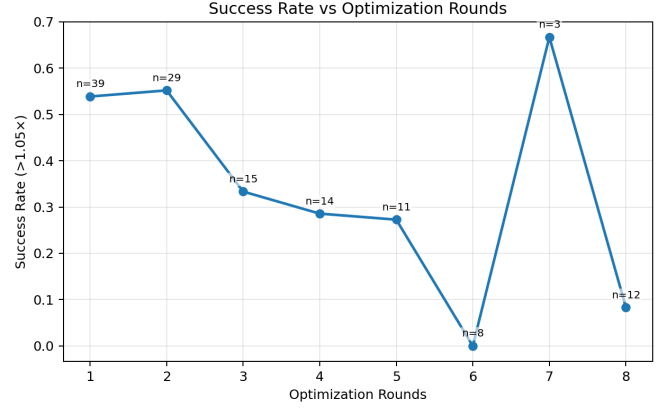
**Hardware Configuration.** Our experiments are conducted on NVIDIA H100 GPUs with 96GB memory for high-end data center workloads. The system is equipped with sufficient CPU and memory resources to support the LLM inference and kernel compilation processes.

**Software.** We use Python 3.12 with PyTorch 2.8+ and Triton 3.4 for kernel development and execution. The LLM inference is supported by Gemini-2.5-Pro as the primary model. NVIDIA Nsight Compute 2025.2.1.0 is used for performance profiling and analysis.

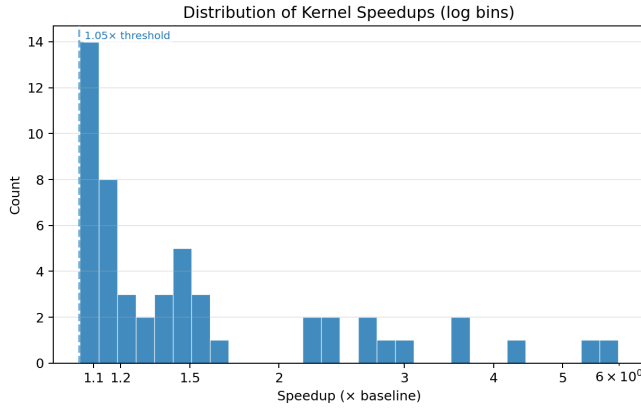
**Cost Analysis.** We evaluate both the temporal and monetary costs associated with our multi-iteration workflow. Due to the iterative nature of TRITONFORGE, resource consumption varies by kernels. On average, each kernel requires 3.2 optimization rounds, resulting in a mean wall-clock time of 22 minutes per kernel. The average API cost incurred per kernel is \$1.20.



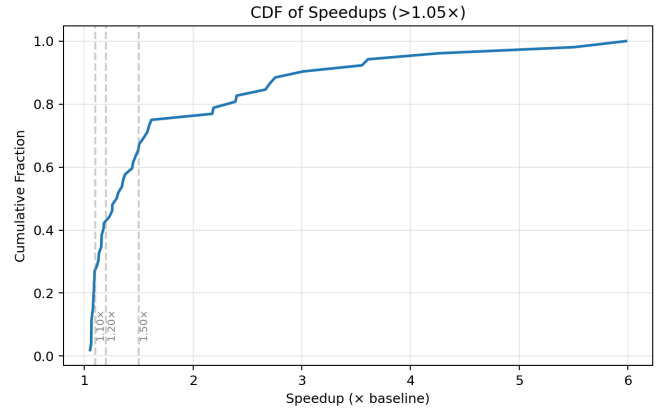
(a) Speedup vs code length.



(b) Success rate (and success numbers) vs rounds.



(c) Distribution of speedups.



(d) Cumulative distribution (CDF).

Figure 2: Overall results of TRITONFORGE. (a) The relationship between code length and speedup. (b) The relationship between success rate (and number of instances) and number of optimization rounds. (c) The distribution of speedups. Most successful kernels achieve 1-1.75x speedups. (d) About 40% (out of successful ones) of kernels reach  $\geq 1.2x$  speedup.

## 4.2 Datasets and Benchmark

**TritonBench.** We evaluate our framework on the complete TritonBench dataset [16], consisting of 184 real-world Triton kernels collected from GitHub repositories. The dataset covers diverse computational patterns including matrix operations, convolution kernels, attention mechanisms, and custom computational kernels, providing a comprehensive testbed for our optimization approach. Among the 184 kernels, TRITONFORGE runs on 131 of them (the rest 53 kernels are skipped due to compilation errors or other issues.)

**Subset for Ablation Studies.** From the complete dataset of 184 kernels (from tritonbench), we focus to analyze a subset in detail. To ensure representativeness, we stratify kernels primarily by their lines of code (LOC), which serves as a proxy for kernel complexity. Kernels are divided into quantile bins (e.g., Q1–Q4) for the central 90% (P5–P95) of the LOC distribution, while very short and very long kernels are treated as “tail groups.”

From the total, we select 36 kernels: 30 from the central bins (proportionally allocated across bins) and 6 from the tails (3 shortest

and 3 longest). Within each stratum, kernels are chosen at random with a fixed random seed to guarantee reproducibility.

This design balances efficiency with coverage: it ensures that kernels of different sizes and structural complexity are represented, while still keeping the analysis workload manageable. Results are reported both for the central population (typical kernels) and for the overall set (central + tails, with weighting), so that conclusions reflect both mainstream and edge-case behavior.

**Overall Results.** We define a kernel as successful if it achieves a speedup of at least 1.05x (5%) compared to the baseline implementation. Otherwise, it is considered as failed. Table 1 presents the overall results of TRITONFORGE on the 131 runnable kernels. The overall success rate is 42.7%, the average speedup is 1.76x (on successful kernels). Table 1 also shows the results by kernel length category, it shows that for whatever kernel length category, their success rate are close to each other. But the Q1 category achieves the highest average speedup, which is 2.25x. Case study 1 and 2 (§5.1 and §5.2) show examples of Q1, detailing the optimization opportunities and the optimization process.

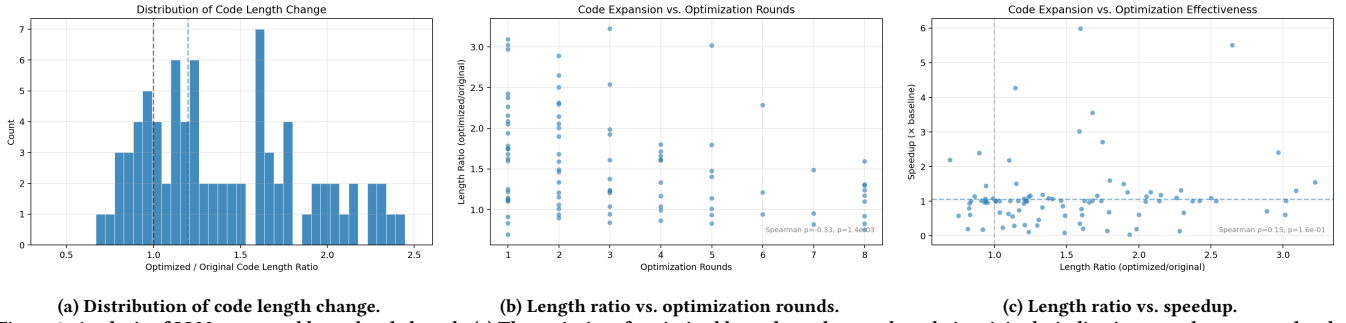


Figure 3: Analysis of LLM-generated kernel code length. (a) The majority of optimized kernels are longer than their originals, indicating a tendency toward code expansion. (b) Longer optimization cycles are associated with slightly more compact code. (c) Expansion magnitude shows little correlation with performance gain, implying that verbosity is not a reliable indicator of actual optimization.

Table 1. Performance Results by Kernel Length Category

Cat.	# Kernels	Success Rate	Avg. Speedup
Q1	26	42.3%	2.25x
Q2	35	40.0%	1.40x
Q3	35	42.8%	1.62x
Q4	22	45.5%	2.05x
Tail High	4	50%	1.16x
Tail Low	9	66.7%	1.79x
Overall	131	42.7%	1.76x

Table 2. Profiling result of LLM-generated kernel.

Performance factor	Before	After
Memory throughput	52.24%	<b>90.76%</b>
Compute throughput	5.92%	<b>15.00%</b>
L2 Cache Throughput	50.04 %	<b>71.52 %</b>
Kernel runtime	849.50 $\mu$ s	<b>488.96 <math>\mu</math>s</b>

### 4.3 Performance Characterization

Figure 2 summarizes the overall performance behavior of the LLM-based kernel optimization process. Figure 2(a) shows the relationship between the original code length and achieved speedup. While improvements are observed across various kernel sizes, there is no clear correlation between code complexity and performance gain, indicating that model-driven optimization is not constrained by kernel length alone.

In Figure 2(b), the success rate is plotted against the number of optimization rounds. A clear downward trend emerges: earlier rounds achieve higher success rates, whereas excessive iterations often lead to degradation. This suggests that once the model fails to find meaningful new strategies, additional refinement attempts may reinforce suboptimal behaviors.

Figure 2(c) depicts the distribution of observed speedups (with outliers beyond 10x removed). Most kernels achieve modest acceleration between 1.05x and 1.5x, while large improvements ( $> 2x$ ) are relatively rare. Finally, the cumulative distribution in Figure 2(d) further highlights that about 60% of successful cases exceed 1.2x speedup, but fewer than 40% surpass 1.5x. Overall, these results demonstrate that the LLM can discover measurable performance improvements for a subset of kernels, but success is neither uniform across complexity levels nor guaranteed with repeated optimization attempts.

### 4.4 Code Behavior of LLM-Generated Kernels.

Figure 3 summarizes the behavior of code length during TRITONFORGE. As shown in Figure 3(a), most optimized kernels are noticeably longer than their original versions, with a median length ratio of approximately 1.3x. This observation suggests that

the model generally tends to *expand* or restructure kernels rather than compress them, possibly introducing redundant control structures or additional intermediate computations to ensure correctness and readability.

Interestingly, as illustrated in Figure 3(b), we observe a mild negative correlation ( $\rho = -0.33$ ) between the number of optimization rounds and the resulting length ratio. This indicates that iterative refinement tends to reduce the verbosity of earlier generations, leading to more compact yet functionally equivalent code.

Finally, Figure 3(c) compares the degree of code expansion with the achieved runtime speedup. The correlation is weak and statistically insignificant ( $\rho = 0.15$ ,  $p = 0.16$ ), implying that larger code size does not necessarily translate to better performance. Together, these findings suggest that the LLM’s inclination toward verbosity is primarily stylistic, rather than functionally or performance driven.

### 4.5 Ablation Studies

We conduct comprehensive ablation studies to analyze the individual contributions of different components in our optimization framework. Beyond the complete TRITONFORGE, we also evaluate the following two settings: (1) LLM E2E (w/o Kernel Execution), and (2) LLM One-shot (w/o Iterative Optimization).

**LLM E2E (w/o Kernel Execution).** This ablation removes the runtime profiling component from TRITONFORGE, evaluating the impact of performance metrics on optimization quality. In this setting, the LLM agent relies solely on static code analysis features without access to detailed profiling information such as memory bandwidth utilization, compute efficiency, and hardware-specific bottlenecks. This comparison quantifies the value of runtime profiling data in guiding optimization decisions and helps assess whether static analysis alone is sufficient for effective kernel optimization.

**LLM One-shot (w/o Iterative Optimization).** This ablation eliminates the iterative optimization loop, providing the LLM with only

Table 3. Ablation Study Results on TritonBench Subset (36 kernels)

Method	Avg. Speedup		Success Rate	Iterations
	Overall	on Success		
TRITONFORGE	0.96×	1.51×	42.3%	3.8
LLM E2E	0.95×	1.33×	22.8%	3.0
LLM One-shot Prompt	1.19×	2.91×	11.4%	1.0

the original kernel code and generating optimized versions in a single pass without any intermediate kernel execution or performance feedback. This setting evaluates the LLM’s ability to perform optimization based purely on code understanding and static analysis, without the benefit of iterative refinement or runtime performance guidance. This comparison helps quantify the contribution of the iterative optimization process and performance-driven refinement to overall optimization effectiveness.

Table 3 presents the comprehensive results of our ablation studies across the 36 selected kernels from TritonBench. The One-shot Prompt achieves the best speedup, but only success in very few cases, these cases are usually simple kernels and optimized by autotune (cases like §5.1). LLM E2E achieves higher success rate to 22.8%, showing that LLM can locate the optimization opportunities by itself but still limited. The TRITONFORGE achieves the best success rate to 42.3%, showing the importance of the profiling.

## 5 Case Study

As shown in Table 4, we select three case studies to illustrate the effectiveness of TRITONFORGE. The first two cases demonstrate the ability of TRITONFORGE to (1) leverage autotuning space to find the optimal configuration and (2) restructure the algorithm to improve performance. The last case demonstrates the limitation of TRITONFORGE when the optimization process is stuck when facing complex constraints even after multiple optimization rounds.

### 5.1 Case Study 1: Autotuning-Driven Optimization

This case comes from a simple element-wise operation kernel, called `sin_kernel`. The baseline kernel was a minimal implementation that used a fixed `BLOCK_SIZE=4`, leading to extremely poor GPU utilization and memory throughput. Despite being functionally correct, it effectively serialized the element-wise computation, yielding a very low baseline performance.

The LLM-optimized version introduced an `@triton.autotune` decorator with multiple candidate configurations:

```

1 @triton.autotune(
2     configs=[
3         ...
4         triton.Config({'BLOCK_SIZE': 512}, num_warps=4),
5         triton.Config({'BLOCK_SIZE': 1024}, num_warps=8),
6         triton.Config({'BLOCK_SIZE': 4096}, num_warps=16),
7     ],
8     key=['n_elements'],
9 )
10 @triton.jit
11 def sin_kernel(...):
12     ...

```

Listing 1: Core optimization in the generated kernel.

Although the arithmetic logic remained unchanged, the addition of compile-time tuning parameters allowed Triton’s autotuner to

explore optimal launch configurations automatically. The resulting kernel achieved a remarkable **95× speedup** compared to the naive baseline. We *excluded* this case from global statistics (so we claim our best speedup is 5x instead of 95x) since its baseline was abnormally weak, while it still demonstrates that the LLM can identify missing optimization hooks and leverage the autotuner to find the optimal configuration.

### 5.2 Case Study 2: Profiling-Guided GEMV Restructuring

**Problem.** Given a batched vector–matrix multiplication task requiring  $2MNK$  FLOPs (where  $M$ ,  $N$ , and  $K$  denote the number of rows, columns, and batch dimension, respectively), the goal is to compute:

$$C[m, n] = \sum_{k=0}^{K-1} A[m, k] \cdot B[m, n, k].$$

**Baseline Kernel & Bottleneck.** The original Triton kernel performed a 3D broadcast prior to reduction:

```

1 expanded_a, _ = tl.broadcast(a, b)
2 acc += tl.trans(tl.sum(expanded_a * b, axis=2))

```

This expanded  $a$  into a temporary  $[block\_n, block\_m, block\_k]$  tensor, introducing redundant data movement and a costly transpose stage.

**Profiling results** from Nsight Compute revealed:

- **Memory throughput:** 52.24% of theoretical peak
- **Compute throughput:** 5.92% peak  $\Rightarrow$  ALUs under-utilized
- **Occupancy:** 37.5% (6 warps per scheduler out of 16)
- **Tail effect:** partial wave launches caused up to 50% runtime waste

Overall, execution was clearly memory-bound and dominated by intermediate expansion.

**TRITONFORGE Optimization.** The LLM restructured the kernel into a GEMV-style streamed reduction, replacing broadcast-based expansion with tile-wise accumulation:

```

1 acc[n0:n0+Nt] += tl.sum(b_tile * a_tile[None, :], axis=1)
2 # fp16/bf16 automatically mapped to tl.dot => Tensor Cores

```

This formulation enables contiguous access along the  $k$ -dimension and exploits hardware dot–product units automatically.

**Profiling comparison.** Table 2 summarizes the improvements achieved by the TRITONFORGE-generated kernel:

- Removed 3D broadcast  $\Rightarrow$  no expanded intermediates
- Contiguous access along  $k \Rightarrow$  improved memory coalescing
- Lower register pressure  $\Rightarrow$  higher occupancy
- Tunable grid size  $\Rightarrow$  mitigated partial-wave tail effect

**Outcome.** The optimized kernel achieved a **1.74× speedup**, raising DRAM throughput from 52% to over 90% of peak and improving SM utilization by 2.5×. Profiling confirmed that the model correctly identified and resolved the dominant memory bottleneck.

### 5.3 Case Study 3: Iterative Kernel Optimization

Table 5 summarizes the five iterative optimization rounds applied to the backward batched-matrix-multiplication kernel. This kernel

Table 4. Representative case studies illustrating different optimization behaviors of the LLM.

Case	Cat.	Mechanism	Type	Speedup	Key Theme
1	Q1	Introduced autotuning space	Meta-level optimization	95×	Unlocking hidden configuration space
2	Q1	Rewrote dataflow via profiling feedback	Algorithmic restructuring	1.74×	Profiling-guided reasoning
3	Q3	Repeated low-impact code refactoring	Failed optimization	≈1.00×	Optimization saturation despite iteration

Table 5. Performance evolution of `_bmm_chunk_bwd_kernel` over five optimization rounds on NVIDIA H100. Total time includes kernel launch and host-side preprocessing. Arrows indicate change relative to the previous round.

Round	Main Change	Total Time	Speedup	Kernel Dura.	Memory Thru.	SM Thru.	Occupancy
1	Baseline (original kernel)	9.69	1.00×	4.18	71.6%	52.8%	12.5%
2	Host-side transpose of dout	10.09 ↓	0.96×	4.84	56.5% ↓	34.3% ↓	12.5%
3	Smaller tiles & fewer pipeline stages	10.62 ↓	0.91×	6.24	43.9% ↓	26.6% ↓	18.8% ↑
4	Full coalesced rewrite (deep pipeline)	11.23 ↓	0.86×	10.6	44.0% →	27.0% →	18.8%
5	Occupancy-aware autotune (no transpose)	9.66 ↑	1.00×	3.98 ↑	68.9% ↑	41.8% ↑	25.0% ↑

computes the gradient term

$$dB = dO^T A,$$

where  $A$  and  $dO$  are chunked along the sequence dimension. The optimization journey highlights how multiple apparently reasonable optimization choices may impact total time performance in different ways (and sometimes in opposite directions).

**Round 1 (Baseline).** The baseline kernel performed an in-kernel transpose of `dout`, yielding non-coalesced memory access but moderate utilization (kernel = 4.18 ms, total time = 9.69 ms). Nsight Compute identified 12.5% occupancy limited by register pressure.

```
1 dout_ptrs = dout_ptr + (
2     offs_m[:, None] * stride_dout_csize_n +
3     offs_cs[None, :] * stride_dout_csize_m
4 )
```

**Round 2 (Host-side transpose).** A host-side pre-transpose was introduced to enforce coalesced access:

```
1 dout = dout.transpose(-1, -2).contiguous()
```

Although the memory pattern became fully coalesced, the additional copy and altered layout disrupted cache locality. The total time latency increased by ≈4%.

**Round 3 (Tile-size tuning).** We reduced the tile dimensions and pipeline stages to lower register usage:

```
1 triton.Config({'BLOCK_SIZE_M': 64, 'BLOCK_SIZE_N': 128,
2               'BLOCK_SIZE_CS': 32}, num_stages=2, num_warps=4)
```

Theoretical occupancy rose to 18.8%, yet smaller tiles under-utilized tensor cores, increasing launch overhead and slowing runtime to 10.6 ms.

**Round 4 (Full coalesced rewrite).** A full rewrite introduced deep pipelining (`num_stages=4`) and complete coalescing. Despite perfect memory alignment, the kernel consumed ~140 KB of shared memory per CTA, limiting execution to one block per SM (18.8% occupancy) and yielding the slowest run (11.2 ms).

**Round 5 (Occupancy-aware autotuning).** We reverted to the original logic but constrained the autotuner to low-shared-memory configurations:

```
1 triton.Config({'BLOCK_SIZE_M': 64, 'BLOCK_SIZE_N': 256,
2               'BLOCK_SIZE_CS': 32}, num_stages=3, num_warps=8)
```

These kept shared memory below 76 KB, enabling 3–4 CTAs/SM. Occupancy increased to 25% and kernel duration decreases; but total time speedup is only 1.0028x, thus classified as *no improvement*.

**Discussion.** Across five rounds, the kernel exhibited an instructive pattern: local improvements in kernel-level metrics did not always translate to total time gains. The persistent bottleneck was low occupancy from shared-memory and register pressure. Ultimately, maintaining multiple resident CTAs per SM proved more impactful than enforcing perfect coalescing.

## 6 Limitations & Discussions

**Iterative Optimization Dynamics.** From both the ablation study and the correlation between optimization rounds and success rate (Figure 2), one might conclude that the LLM should stop early rather than engage in prolonged refinement loops. However, this interpretation can be misleading. Many of the ‘early-stopping’ successes correspond to simple kernels where a one-shot prompt is already sufficient for improvement—these cases form a small, easier subset of the benchmark.

Increasing the number of refinement rounds allows the LLM to tackle more complex kernels that cannot be solved in a single step. The diminishing aggregate success rate therefore reflects the growing difficulty of newly attempted cases, not merely the inefficiency of later rounds. Nevertheless, our current iterative design still exhibits low exploration efficiency: the model often revisits semantically similar variants without making progress. Future work should focus on improving the search process itself, for example by incorporating adaptive stopping criteria, diversity-driven re-prompting, or memory-augmented iterative reasoning.

**Partial Effectiveness and Convergence Limits.** Although TRITONFORGE outperforms the baseline in terms of optimization coverage (achieving measurable speedups in roughly 34% of kernels compared to 11% for a simple static baseline), the overall effectiveness remains limited. As observed in Case #3, the LLM frequently becomes trapped in semantically-equivalent but performance-neutral code variants. This suggests that the model’s exploration space is shallow—once obvious structural fixes are exhausted, it struggles to identify deeper algorithmic or scheduling

opportunities. The absence of strong gradient-like feedback from profiling signals further limits convergence.

## 7 Conclusion

In this work, we present TRITONFORGE, a novel approach that harnesses the power of LLMs to automate Triton kernel optimization. TRITONFORGE addresses the challenges of manual optimization by providing runtime profiling feedback into the code generation process and shows that LLM-assisted optimization can achieve performance improvements compared to the baseline implementations.

## References

- [1] 2025. Triton Language Guide: Performance Considerations. <https://triton-lang.org/main/user-guide/performance.html>
- [2] Jason Ansel, Edward Yang, Horace He, Natalia Gimenez, Animesh Jain, Michael Vornov, Kongtao Qiao, and Soumith Chintala. 2024. PyTorch 2: Faster Machine Learning Through Dynamic Python Bytecode Transformation and Graph Compilation. In *Proceedings of the 29th ACM International Conference on Architectural Support for Programming Languages and Operating Systems (ASPLOS)*.
- [3] Anthropic. 2025. Introducing Claude Sonnet 4.5. <https://www.anthropic.com/news/claude-sonnet-4-5>. Accessed: 2025-10-30.
- [4] James Bergstra et al. 2022. Benchmarking Optimization Algorithms for Auto-Tuning GPU Kernels. *arXiv:2210.01465* (2022). <https://arxiv.org/abs/2210.01465>
- [5] Wentao Chen et al. 2025. CUDA-LLM: LLMs Can Write Efficient CUDA Kernels. *arXiv:2506.09092* (2025). <https://arxiv.org/abs/2506.09092>
- [6] Wentao Chen, Jiace Zhu, Qi Fan, Yehan Ma, and An Zou. 2025. CUDA-LLM: LLMs Can Write Efficient CUDA Kernels. *arXiv:2506.09092* (2025). <https://arxiv.org/abs/2506.09092>
- [7] Tri Dao. 2024. FlashAttention-2: Faster Attention with Better Parallelism and Work Partitioning. In *International Conference on Learning Representations (ICLR) 2024*. <https://arxiv.org/abs/2307.08691>
- [8] Tri Dao, Daniel Y Fu, Stefano Ermon, Atri Rudra, and Christopher Ré. 2022. FlashAttention: Fast and Memory-Efficient Exact Attention with IO-Awareness. In *Advances in Neural Information Processing Systems (NeurIPS)*.
- [9] Jordan Hoffmann, Sebastian Borgeaud, Arthur Mensch, et al. 2022. Training Compute-Optimal Large Language Models. In *NeurIPS*. [https://proceedings.neurips.cc/paper\\_files/paper/2022/file/c1e2faff6f588870935f114ebe04a3e5-Paper-Conference.pdf](https://proceedings.neurips.cc/paper_files/paper/2022/file/c1e2faff6f588870935f114ebe04a3e5-Paper-Conference.pdf)
- [10] Pin-Lun Hsu, Yun Dai, Vignesh Kothapalli, et al. 2025. Liger-Kernel: Efficient Triton Kernels for LLM Training. In *OpenReview*. <https://openreview.net/forum?id=36SjAIT42G> OpenReview submission.
- [11] Nam Huynh and Beiyu Lin. 2025. Large Language Models for Code Generation: A Comprehensive Survey of Challenges, Techniques, Evaluation, and Applications. *arXiv preprint arXiv:2503.01245v2* (2025). <https://doi.org/10.48550/arXiv.2503.01245>
- [12] jansel and the PyTorch Team. 2022. TorchInductor: a PyTorch-native Compiler with Define-by-Run IR and Symbolic Shapes. PyTorch Developer Discussions, August 31, 2022. <https://dev-discuss.pytorch.org/t/torchinductor-a-pytorch-native-compiler-with-define-by-run-ir-and-symbolic-shapes/747>.
- [13] Jared Kaplan, Sam McCandlish, Tom Henighan, et al. 2020. Scaling Laws for Neural Language Models. *arXiv:2001.08361* (2020).
- [14] Panos Koukos et al. 2019. Kernel Tuner: A search-optimizing GPU code auto-tuner. *Journal of Systems Architecture* 98 (2019), 176–188.
- [15] Triton Language. 2025. Triton Tutorials. <https://triton-lang.org/main/index.html>
- [16] Jianling Li, ShangZhan Li, Zhenye Gao, Qi Shi, Yuxuan Li, Zefan Wang, Jiacheng Huang, WangHaojie WangHaojie, Jianrong Wang, Xu Han, Zhiyuan Liu, and Maosong Sun. 2025. TritonBench: Benchmarking Large Language Model Capabilities for Generating Triton Operators. In *Findings of the Association for Computational Linguistics: ACL 2025*. Association for Computational Linguistics, Vienna, Austria, 23053–23066. doi:10.18653/v1/2025.findings-acl.1183
- [17] Shangyin Li et al. 2025. AutoTriton: Automatic Triton Programming via Reinforcement Learning. *arXiv:2507.05687* (2025). <https://arxiv.org/abs/2507.05687>
- [18] Mark Lou and Stefan K. Müller. 2024. Automatic Static Analysis-Guided Optimization of CUDA Kernels. In *PMAM '24*. <https://cs.uit.edu/~smuller/papers/pmam24-preprint.pdf>
- [19] Meta AI. 2022. xFormers: A Modular and Efficient Toolkit for Transformers. <https://github.com/facebookresearch/xformers>.
- [20] NVIDIA. 2024. *Profiling GPU Kernels with Nsight Compute*. NVIDIA. <https://docs.nvidia.com/nsight-compute/ProfilingGuide/index.html>
- [21] NVIDIA. 2025. *CUDA C++ Best Practices Guide*. NVIDIA. <https://docs.nvidia.com/cuda/cuda-c-best-practices-guide/>
- [22] OpenAI. 2021. Introducing Triton: Open-source GPU programming for neural networks. <https://openai.com/index/triton/>
- [23] OpenAI. 2025. Introducing Codex. <https://openai.com/index/introducing-codex/>. Accessed: 2025-10-30.
- [24] Ao Ouyang et al. 2024. KernelBench: Can LLMs Write Efficient GPU Kernels? *OpenReview (preprint/under review)* (2024). <https://openreview.net/forum?id=yeoNtiQT1x>
- [25] Pradeep Ramani, Jason Knight, Philippe Tillet, et al. 2025. OpenAI Triton on NVIDIA Blackwell Boosts AI Performance and Programmability. NVIDIA Developer Blog. <https://developer.nvidia.com/blog/openai-triton-on-nvidia-blackwell-boosts-ai-performance-and-programmability/>
- [26] Xiaoxue Ren, Jun Wan, Yun Peng, Zhongxin Liu, Ming Liang, Dajun Chen, Wei Jiang, and Yong Li. 2025. PEACE: Towards Efficient Project-Level Efficiency Optimization via Hybrid Code Editing. In *Proceedings of the 40th IEEE/ACM International Conference on Automated Software Engineering (ASE)*.
- [27] Alexander Shypula, Aman Madaan, Yimeng Zeng, Uri Alon, Jacob Gardner, Milad Hashemi, and Graham Neubig. 2024. Learning Performance-Improving Code Edits. In *Proceedings of the Twelfth International Conference on Learning Representations (ICLR)*.
- [28] Philippe Tillet et al. 2023. Triton: A Programming Model for High-Performance Deep Learning. *arXiv:2310.01507* (2023). <https://arxiv.org/abs/2310.01507>
- [29] Philippe Tillet, H. T. Kung, and David Cox. 2019. Triton: An Intermediate Language and Compiler for Tiled Neural Network Computations. In *MAPL '19*. <https://www.eecs.harvard.edu/~htk/publication/2019-mapl-tillet-kung-cox.pdf>
- [30] Triton Language. 2025. *triton.autotune — Triton Python API*. Triton Language. <https://triton-lang.org/main/python-api/generated/triton.autotune.html>
- [31] Triton Language. 2025. *triton.Config API Reference*. Triton Language. <https://triton-lang.org/main/python-api/generated/triton.Config.html>
- [32] Yanjie Wu, Xiaofei Xie, Qiang Hu, Shangqing Liu, J. Yu, J. Kong, and Y. Li. 2025. Search-Based LLMs for Code Optimization. In *Proceedings of the 47th International Conference on Software Engineering (ICSE)*.
- [33] Lianmin Zheng, Eddie Yan, Haichen Shen, et al. 2020. Ansor: Generating High-Performance Tensor Programs for Deep Learning. In *OSDI 2020*. <https://www.usenix.org/system/files/osdi20-zheng.pdf>