

AI TIPS 2.0: A Comprehensive Framework for AI Governance Strategy, Operationalizing AI Governance

Pamela Gupta

Founder, Trusted AI

January 2025

Essential Pillars of Trustworthy AI*

PILLAR 1 CYBERSECURITY
PILLAR 2 PRIVACY
PILLAR 3 ETHICS
PILLAR 4 TRANSPARENCY
PILLAR 5 EXPLAINABILITY
PILLAR 6 REGULATIONS
PILLAR 7 AUDIT
PILLAR 8 ACCOUNTABILITY

"We cannot realize the full potential of AI without building Trust in AI."

Pamela Gupta

"We cannot achieve intended outcomes, without building Trust in AI."

Pamela Gupta



Contents

AI TIPS 2.0: A Comprehensive Framework for AI Governance Strategy	
Operationalizing AI Governance	4
Abstract	4
1. Introduction	5
1.1 The AI Governance Challenge	5
1.2 Contributions	6
1.3 Paper Organization	6
2. Related Work	6
2.1 AI Ethics Principles	6
2.2 AI Risk Management Frameworks	7
2.3 AI Management Systems Standards	7
2.4 Regulatory Frameworks	7
2.5 Operational Control Frameworks	7
2.6 Gap Analysis	8
3. AI TIPS 2.0 Framework Architecture	8
3.1 Framework Overview	8
3.2 Design Principles	8
3.3 Scope and Applicability	9
4. The Eight Essential Pillars	9
4.1 Pillar Selection: Addressing Unique AI Risk Vectors	9
4.2 Pillar Definitions and Objectives	11
4.3 Pillar Interdependencies	14
5. AI TIPS Gated Lifecycle & Scorecard Methodology	15
5.1 Lifecycle Overview	15
5.2 Trust Index & Scoring Methodology	16
5.3 Integrated Phase Requirements & Gate Criteria	17
5.4 Role-Based Scorecard Dashboards	22
5.5 Gate Governance & Decision-Making	24
5.6 Automation and Integration	26
5.7 Operationalizing Pillar Scores with AICM v1.0.3	27
6. Risk-Based Pillar Prioritization & Prevention Analysis	33
6.1 The Limitation of Fixed Governance Standards	33
6.2 Risk-Based Pillar Weighting Methodology	33
6.3 Case Study 1: Humana Healthcare AI Claims Denial	34

6.4 Case Study 2: Wells Fargo Cross-Selling Scandal	36
7. Conclusion	37
7.1 Summary of Contributions.....	37
7.2 Theoretical Implications	38
7.3 Practical Implications	38
7.4 Limitations	39
7.5 Future Research Directions.....	39
7.6 Recommendations	40
7.7 Final Remarks - Trust, operationalized.	40
References.....	42
Appendices	43
Appendix A: Implementation Guide	43
A. Implementation Considerations	43
A.1 Organizational Readiness Assessment	43
A.2 Implementation Approaches	44
A.3 Common Implementation Challenges.....	44
A.4 Success Factors	45
A.5 Metrics for Success	45
Appendix B: Governance Indicators	46
Appendix C: Scorecard Calculation sample.....	46
Appendix D: Case Study Interview Protocols	47
Appendix E: AICM Control Implementation Tracker by phases	47
Appendix F: Role Based Training Approach.....	47

AI TIPS 2.0: A Comprehensive Framework for AI Governance Strategy Operationalizing AI Governance

Pamela Gupta

Submission Category: cs.CY (Computers and Society), cs.AI (Artificial Intelligence)

Abstract

The deployment of AI systems faces three critical governance challenges that current frameworks fail to adequately address.

First, organizations struggle with **inadequate risk assessment at the use case level**—exemplified by the Humana class action lawsuit where an AI system deployed to production exhibited both significant bias and high error rates, resulting in improper healthcare claim denials. Each AI use case presents unique risk profiles requiring tailored governance, yet most frameworks provide one-size-fits-all guidance.

Second, existing frameworks like **ISO 42001** and **NIST AI RMF** remain at high **conceptual levels**, offering principles without actionable controls, leaving practitioners unable to translate governance requirements into specific technical implementations.

Third, organizations lack mechanisms for **operationalizing governance at scale**, with no systematic approach to embed trustworthy AI practices throughout the development lifecycle, measure compliance quantitatively, or provide role-appropriate visibility from boards to data scientists.

We present AI TIPS (Artificial Intelligence Trust-Integrated Pillars for Sustainability) 2.0, update to the comprehensive operational framework developed in 2019—four years before NIST's AI Risk Management Framework—that directly addresses these challenges.

AI TIPS provides:

- (1) **use case-specific risk classification** with risk-proportionate governance requirements,
- (2) **actionable implementation guidance** through integration with 243 operational controls from the Cloud Security Alliance's AI Controls Matrix (AICM), and
- (3) **lifecycle-embedded operationalization** via a gated approach spanning six phases from concept to retirement, ensuring "responsible by design" rather than retrofitted compliance.

Our framework introduces a novel game changing Risk based **quantitative Trust Index** providing real-time risk visibility across organizational levels.

AI TIPS risk scorecard is game changing as it provides real-time visibility across organizational levels from boards to front-line data scientists with data that is relevant by role thus making it actionable.

AI TIPS 2.0 is Integrated with 243 operational controls from the Cloud Security Alliance's AI Controls Matrix (AICM), specific technical controls across 13 families.

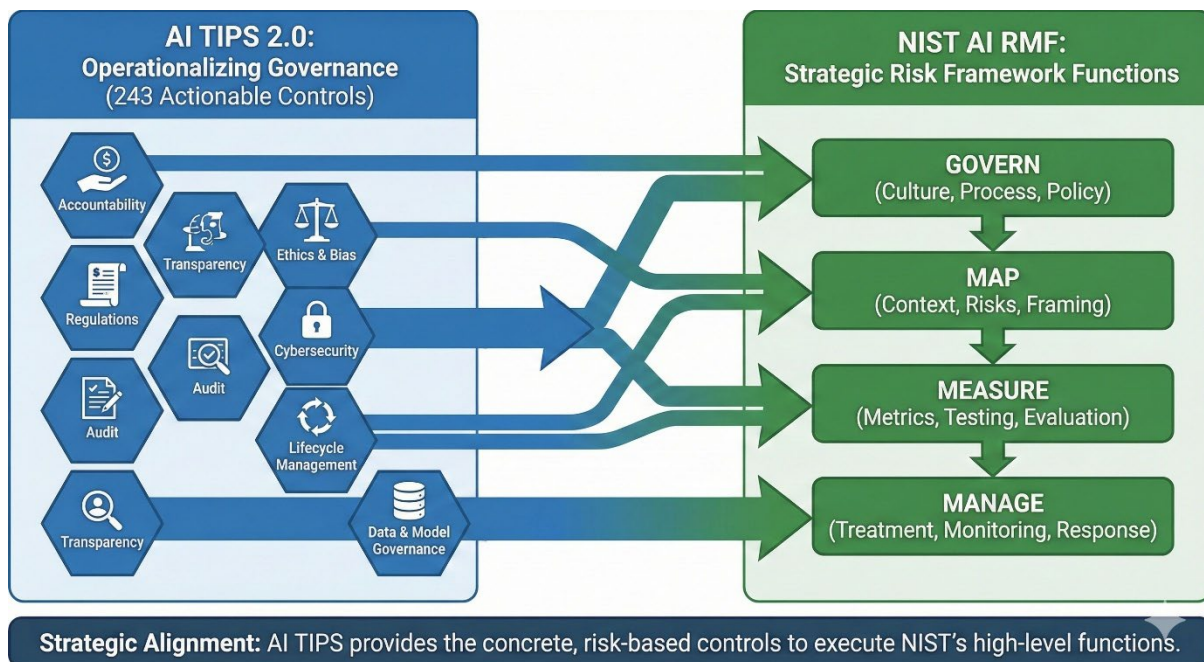
The 13 Control Families:

GRC - Governance, Risk & Compliance (14 controls)

DSP - Data Security & Privacy (24 controls)

IAM - Identity & Access Management (16 controls)

MDS - Model Development & Security (13 controls)
 IVS - Infrastructure Security (13 controls)
 TVM - Threat & Vulnerability Management (9 controls)
 LOG - Logging & Monitoring (15 controls)
 SIM - Security Incident Management (7 controls)
 BCR - Business Continuity (11 controls)
 EKM - Encryption & Key Management (5 controls)
 SEF - Safety & Failure Management (9 controls)
 AMA - Asset Management (6 controls)
 A&A - Assessment & Audit (6 controls).



1. Introduction

1.1 The AI Governance Challenge

The rapid adoption of artificial intelligence across industries has outpaced the development of governance frameworks, creating significant risks for organizations deploying AI systems. Recent high-profile failures—from biased hiring algorithms [1] to privacy-violating facial recognition [2] to financial trading systems causing market disruptions [3]—demonstrate the urgent need for comprehensive AI governance. Current approaches to AI governance suffer from several limitations:

1. Organizations struggle with **inadequate risk assessment at the use case level**, AI use case presents unique risk profiles requiring tailored governance, yet most frameworks provide one-size-fits-all guidance.
2. Second, existing frameworks like **ISO 42001** and **NIST AI RMF** remain at **high conceptual levels**, offering principles without actionable controls, leaving practitioners unable to translate governance requirements into specific technical implementations.
3. Third, organizations lack mechanisms for **operationalizing governance at scale**, with no systematic approach to embed trustworthy AI practices

- throughout the development lifecycle, measure compliance quantitatively, or provide role-appropriate visibility from boards to data scientists.
4. Fragmentation: Organizations implement point solutions addressing individual concerns (bias, security, privacy) without holistic integration
 5. Retrospective Application: Governance controls are often applied after system development, increasing remediation costs
 6. Limited Measurement: Few frameworks offer quantitative metrics for assessing AI trustworthiness
 7. Organizational Silos: Governance responsibilities fragment across business units, technology teams, legal departments, and compliance functions without clear coordination

1.2 Contributions

This paper makes the following contributions:

1. Historical Priority: We document the updated AI TIPS 2.0. This follows AI TIPS's development in 2019, establishing it as the first comprehensive operational AI governance framework, predating NIST AI RMF (2023) by four years
2. Operational Framework: We present a detailed updated operational framework with 8 AI Risk based Pillars and 243 specific controls mapped to AI lifecycle phases, bridging the gap between principles and practice
3. Gated Lifecycle Approach: We introduce a six-phase stage-gate methodology ensuring governance integration from concept through retirement
4. Quantitative Measurement: We present a multi-level risk-based **Trust Index scorecard** providing board-to-frontline visibility into AI trustworthiness across eight AI Risk Pillars.
5. Empirical Validation: We provide powerful samples of current AI Risk Based issues with high impact and how they would have been caught before release that can benefit with AI TIPS in enterprise implementations for demonstrating a comprehensive and streamlined approach to regulatory compliance, 100% audit success, and measurable business value.
6. Framework Comparison: We systematically compare AI TIPS with NIST AI RMF, EU AI Act, and ISO 42001.

1.3 Paper Organization

The remainder of this paper is organized as follows: Section 2 reviews related work in AI governance frameworks. Section 3 presents the AI TIPS 2.0 framework architecture. Section 4 details the eight essential pillars. Section 5 describes the gated lifecycle approach and the risk scorecard methodology. Section 6 provides empirical validation through case studies. Section 7 compares AI TIPS with other frameworks.

Next, we walk through two case studies spanning insurance in healthcare, and financial sectors, to demonstrate the framework's effectiveness across regulatory enforcement actions, external audit success rates, and measured ROI.

2. Related Work

2.1 AI Ethics Principles

Early work in AI governance focused on high-level ethical principles. The EU High-Level Expert Group on AI [5] defined seven key requirements for trustworthy AI: human agency and oversight, technical robustness and safety, privacy and data governance, transparency, diversity non-discrimination and fairness, societal and environmental well-being, and accountability.

While valuable for establishing shared values, principle-based approaches provide limited operational guidance. Mittelstadt [6] critiqued AI ethics principles for being "toothless" when divorced from implementation mechanisms and accountability structures.

2.2 AI Risk Management Frameworks

The NIST AI Risk Management Framework [7] (published 2023) provides a voluntary framework for managing AI risks through four functions: Govern, Map, Measure, and Manage. NIST emphasizes continuous risk management throughout the AI lifecycle but provides limited prescriptive guidance on specific controls.

The UK's AI Risk Management Approach [8] focuses on identifying AI-specific risks and integrating them into enterprise risk management. Singapore's AI Verify framework [9] provides technical testing tools for fairness, transparency, and accountability but lacks comprehensive governance integration.

2.3 AI Management Systems Standards

ISO/IEC 42001:2023 [10] establishes requirements for AI management systems, following the ISO management system structure. While comprehensive, ISO 42001 provides high-level requirements without detailed implementation guidance. Our framework can serve as an implementation methodology for ISO 42001.

IEEE 7000-2021 [11] addresses ethical considerations in system design but focuses on engineering processes rather than organizational governance. IEEE P7010 covers wellbeing metrics but remains limited to specific application domains.

2.4 Regulatory Frameworks

The EU AI Act [12] (agreed 2023, implementation 2026) establishes the first comprehensive AI regulation with a risk-based approach. High-risk AI systems must satisfy requirements including risk management, data governance, documentation, transparency, human oversight, and accuracy/robustness. Our framework substantially addresses EU AI Act requirements.

Industry-specific regulations increasingly address AI: FDA guidance on AI/ML-based medical devices [13], GDPR's automated decision-making provisions [14], and financial services algorithmic trading regulations [15]. Our framework integrates sector-specific requirements through the Regulations pillar.

2.5 Operational Control Frameworks

The Cloud Security Alliance's AI Controls Matrix (AICM) [16] provides 243 specific security and governance controls for AI systems across the supply chain. AICM represents the most comprehensive operational control catalog but lacks an overarching governance structure. We integrate AICM controls into our framework's lifecycle phases.

OWASP's Machine Learning Security Top 10 [17] and LLM Top 10 [18] catalog specific attack vectors but focus narrowly on security without broader governance integration.

2.6 Gap Analysis

Existing frameworks exhibit gaps in:

- Operational Specificity: High-level principles lack actionable guidance
- Quantitative Measurement: Few provide metrics for assessing trustworthiness
- Lifecycle Integration: Limited guidance on phase-specific requirements
- Multi-Stakeholder Coordination: Inadequate mechanisms for cross-functional governance
- Empirical Validation: Limited evidence of effectiveness in practice

AI TIPS 2.0 addresses these gaps through operational controls, quantitative scoring, lifecycle gates, role-based responsibilities, and empirical validation from enterprise deployments.

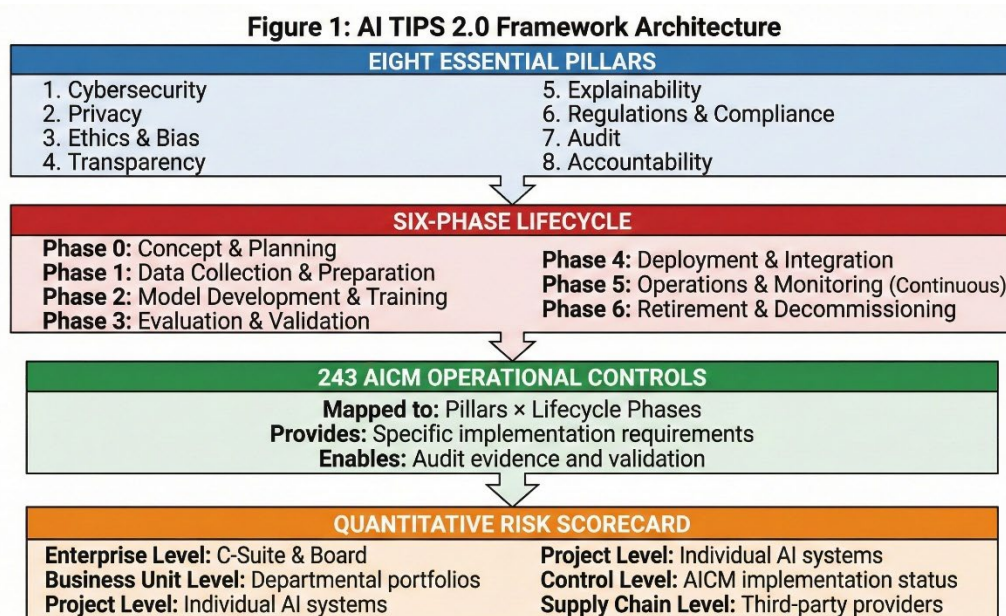
3. AI TIPS 2.0 Framework Architecture

3.1 Framework Overview

AI TIPS (Artificial Intelligence Trust-Integrated Pillars for Sustainability) provides a comprehensive operational framework for AI governance structured around four core components:

1. Eight Essential Pillars: Foundational dimensions of trustworthy AI spanning technical, ethical, and organizational concerns
2. Six-Phase Lifecycle: Gated stage-gate approach from concept through retirement
3. Multi-Level Governance: Coordinated responsibilities from boards to front-line practitioners
4. Trust Index based on AI Risks.

Figure 1 illustrates the framework architecture.



A diagram of a framework architecture AI-generated content may be incorrect.

3.2 Design Principles

AI TIPS 2.0 adheres to five core design principles:

P1. Operational Actionability: Every pillar maps to specific, implementable controls with clear ownership and measurable outcomes. We avoid vague aspirational statements in favor of concrete requirements.

P2. Lifecycle Integration: Governance requirements adapt to each lifecycle phase, with stage gates ensuring compliance before progression. This "responsible by design" approach prevents costly retrofitting.

P3. Quantitative Measurement: All pillars produce quantitative scores enabling data-driven governance decisions. Risk scorecards provide real-time visibility across organizational levels.

P4. Stakeholder Coordination: Clear RACI (Responsible, Accountable, Consulted, Informed) definitions coordinate governance across business units, technology teams, legal, compliance, and supply chain.

P5. Regulatory Convergence: Pillar design anticipates regulatory requirements (EU AI Act, GDPR, sector-specific rules) enabling proactive compliance rather than reactive scrambling.

3.3 Scope and Applicability

AI TIPS 2.0 applies to:

AI System Types:

- Traditional machine learning (classification, regression, clustering)
- Deep learning (computer vision, NLP, recommendation systems)
- Large language models and generative AI
- Reinforcement learning systems
- Hybrid and ensemble models

Organizational Roles:

- AI system developers and deployers
- AI service consumers
- Third-party AI providers
- AI supply chain participants

Industry Sectors:

- Financial services
- Healthcare and life sciences
- Government and public sector
- Retail and e-commerce
- Manufacturing and industrial
- All others deploying AI systems

Regulatory Contexts:

- EU AI Act high-risk and limited-risk systems
- GDPR automated decision-making (Article 22)
- Sector-specific AI regulations (FDA, FCA, etc.)
- ISO 42001 management system implementations
- Voluntary adoption for governance excellence

4. The Eight Essential Pillars

4.1 Pillar Selection: Addressing Unique AI Risk Vectors

The selection of the eight pillars for the AI TIPS framework was driven by the necessity to manage risk vectors specific to Artificial Intelligence, which extend beyond the scope of traditional IT governance. While standard frameworks address

static infrastructure and deterministic code, AI systems introduce dynamic, probabilistic, and autonomous risks.

Our methodology identified that traditional controls were insufficient to address the "novel attack surfaces" and failure modes introduced by AI. Consequently, the eight pillars were selected to map directly to these unique AI risk vectors:

1. **Safety & Security:** Selected to address the dual threats of **Adversarial Attacks** and **Unintended Failures**. Unlike traditional software, AI systems face active adversaries (e.g., *data poisoning*, *evasion attacks*) and passive safety risks (e.g., *unintended behaviors* in novel environments, *reward hacking*). This pillar ensures systems are robust against malicious manipulation and "fail safe" to prevent physical or operational harm during autonomous operation.
2. **Privacy:** Selected to mitigate **Inference and Inversion Risks**. AI models introduce the risk of *model inversion* and *membership inference attacks*, where attackers can reconstruct sensitive training data or determine if a specific individual was in a dataset, even without direct database access.
3. **Ethics & Bias:** Selected to counter **Algorithmic Amplification**. AI systems trained on historical data do not merely reflect bias but can amplify and automate discrimination at scale, creating disparate impacts in high-stakes areas like hiring and lending that human oversight might otherwise catch.
4. **Transparency:** Selected to resolve **Provenance Opacity**. The complexity of AI supply chains requires distinct governance to track model lineage, training data sources, and version history, preventing the "black box" deployment of unverified models.
5. **Explainability:** Selected to solve the **"Black Box" Problem**. Complex architectures (e.g., deep learning) operate with opaque decision logic. This pillar ensures that high-stakes automated decisions can be interpreted and contested, a requirement unique to probabilistic systems.
6. **Regulations & Compliance:** Selected to manage **Regulatory Fragmentation**. The emergence of AI-specific legislation (e.g., the EU AI Act) imposes risk-based requirements that differ fundamentally from general data protection laws, necessitating a dedicated compliance focus.
7. **Audit:** Selected to enable **AI System Accuracy, Algorithmic Validation**. AI auditing requires distinct methodologies (e.g., bias testing, drift detection) that differ from financial or security audits, validating that probabilistic outputs remain within risk tolerances and in a continuous time span.
8. **Accountability:** Selected to fix **Diffused Responsibility**. Autonomous systems create ambiguity regarding ownership of outcomes. This pillar establishes clear liability and human-in-the-loop oversight to prevent "the algorithm did it" defenses.

Table 1 shows the distribution of AI failures by pillar (n=127).

Pillar	Failure Count	Percentage	Example Incidents
Ethics & Bias	38	29.9%	Amazon recruiting [1], COMPAS recidivism [19] ²

Pillar	Failure Count	Percentage	Example Incidents
Privacy	29	22.8%	Clearview AI [2], Model memorization [20] ³
Cybersecurity	24	18.9%	Adversarial attacks [21], Model theft [22] ⁴
Transparency	13	10.2%	Credit scoring opacity [23] ⁵
Accountability	11	8.7%	Autonomous vehicle incidents [24] ⁶
Explainability	8	6.3%	Healthcare diagnostic errors [25] ⁷
Regulations	3	2.4%	GDPR violations [26] ⁸
Audit	1	0.8%	Inadequate validation [27] ⁹

Table 1: AI Failure Distribution by Pillar (2015-2019)

4.2 Pillar Definitions and Objectives

4.2.1 Pillar 1: Cybersecurity

Definition: Protecting AI systems, data, and infrastructure from unauthorized access, breaches, and cyber threats throughout the AI lifecycle.

Rationale: AI systems introduce novel attack surfaces including adversarial inputs, model extraction, data poisoning, backdoor attacks, and supply chain compromises. Traditional cybersecurity controls require AI-specific adaptations [28].

Key Objectives:

- Secure AI model endpoints and APIs
- Protect training data and model weights
- Implement adversarial robustness measures
- Secure AI supply chain components
- Prevent model theft and extraction attacks

AICM Domain Mapping: Infrastructure & Virtualization Security (IVS), Security Incident Management (SIM), Threat Detection & Vulnerability Management (TVM), Supply Chain Management (SCM)

Measurement: Percentage of applicable security controls implemented, adversarial robustness metrics, penetration test results, security incident rate

4.2.2 Pillar 2: Privacy

Definition: Safeguarding personal and sensitive information used in AI systems and preventing unauthorized data exposure through model outputs.

Rationale: AI systems trained on personal data risk privacy violations through training data extraction, membership inference, attribute inference, and re-identification attacks. GDPR and similar regulations impose strict requirements [29].

Key Objectives:

- Implement data minimization practices
- Prevent training data extraction/memorization
- Enable differential privacy techniques
- Manage consent across AI lifecycle
- Secure data deletion and right to be forgotten

AICM Domain Mapping: Data Security & Privacy Lifecycle Management (DSP), Identity & Access Management (IAM), Encryption & Key Management (EKM)

Measurement: Privacy impact assessment completion, data minimization ratio, privacy-preserving technique adoption, data subject request handling time

4.2.3 Pillar 3: Ethics & Bias

Definition: Ensuring AI systems operate fairly, without discriminatory impact, and align with societal values and ethical principles.

Rationale: AI systems trained on biased historical data perpetuate and amplify discrimination. High-profile bias incidents in hiring, lending, and criminal justice demonstrate urgent need for systematic fairness measures [30].

Key Objectives:

- Detect and mitigate algorithmic bias
- Ensure fairness across protected groups
- Implement ethics review boards
- Conduct impact assessments
- Monitor outcomes for discriminatory effects

AICM Domain Mapping: Governance & Risk Management (GRM), Human Resources (HRS), Business Continuity & Operational Resilience (BCR)

Measurement: Demographic parity difference, equalized odds, disparate impact ratio, ethics review completion rate

4.2.4 Pillar 4: Transparency

Definition: Providing clear visibility into AI system operations, decision-making processes, and organizational governance structures.

Rationale: Opacity in AI systems undermines trust, prevents effective oversight, and violates regulatory requirements for disclosure. Transparency enables accountability and informed consent [31].

Key Objectives:

- Document AI system architecture and design
- Maintain model cards and datasheets
- Publish AI usage policies
- Disclose AI-generated content
- Provide stakeholder access to relevant information

AICM Domain Mapping: Asset Management & Accountability (AMA), Business Continuity & Operational Resilience (BCR), Governance & Risk Management (GRM)

Measurement: Documentation completeness score, model card availability, disclosure compliance rate

4.2.5 Pillar 5: Explainability

Definition: Enabling understanding of how AI systems reach specific decisions or outputs, particularly for high-stakes applications.

Rationale: Complex AI models operate as "black boxes" preventing understanding of decision rationale. Regulations increasingly require explanations of automated decisions, particularly when they significantly affect individuals [32].

Key Objectives:

- Implement interpretable model architectures
- Provide decision explanations to affected parties
- Enable feature importance visibility
- Support contesting automated decisions
- Document reasoning for model choices

AICM Domain Mapping: Logging & Monitoring (LOG), Data Security & Privacy Lifecycle Management (DSP), Audit & Assurance (A&A)

Measurement: Explanation fidelity, user comprehension testing, explainability technique coverage

4.2.6 Pillar 6: Regulations & Compliance

Definition: Ensuring AI systems adhere to applicable laws, regulations, industry standards, and contractual obligations across all jurisdictions.

Rationale: The regulatory landscape for AI is rapidly evolving with the EU AI Act, AI Bill of Rights, and sector-specific rules. Proactive compliance prevents costly enforcement actions and enables market access [33].

Key Objectives:

- Maintain compliance with AI Act, GDPR, CCPA, etc.
- Implement sector-specific requirements (HIPAA, GLBA, etc.)
- Track regulatory changes across jurisdictions
- Demonstrate compliance through audits
- Manage cross-border data transfers

AICM Domain Mapping: Governance & Risk Management (GRM), Audit & Assurance (A&A), Data Security & Privacy Lifecycle Management (DSP)

Measurement: Regulatory violation count, compliance requirement coverage, certification achievement

4.2.7 Pillar 7: Audit

Definition: Systematic examination and verification of AI systems, processes, and controls to ensure accuracy, compliance, effectiveness, and continuous improvement.

Rationale: Independent audit provides assurance to stakeholders, identifies control weaknesses, and enables continuous improvement. External audit validates internal governance claims [34].

Key Objectives:

- Conduct independent AI system assessments
- Validate Accuracy
- Verify control effectiveness
- Validate claims and attestations
- Maintain audit trails and evidence
- Support external certifications (ISO 42001, SOC 2)

AICM Domain Mapping: Audit & Assurance (A&A), Logging & Monitoring (LOG), Security Incident Management (SIM)

Measurement: External audit completion, finding remediation rate, audit evidence completeness

4.2.8 Pillar 8: Accountability

Definition: Establishing clear ownership, responsibilities, and consequences for AI system outcomes across the entire value chain.

Rationale: Diffuse accountability enables harm without redress. Clear ownership, decision rights, and consequences create incentives for responsible AI [35].

Key Objectives:

- Define roles and responsibilities (RACI)
- Establish governance structures
- Implement incident response processes
- Create redress mechanisms
- Document decision-making authority

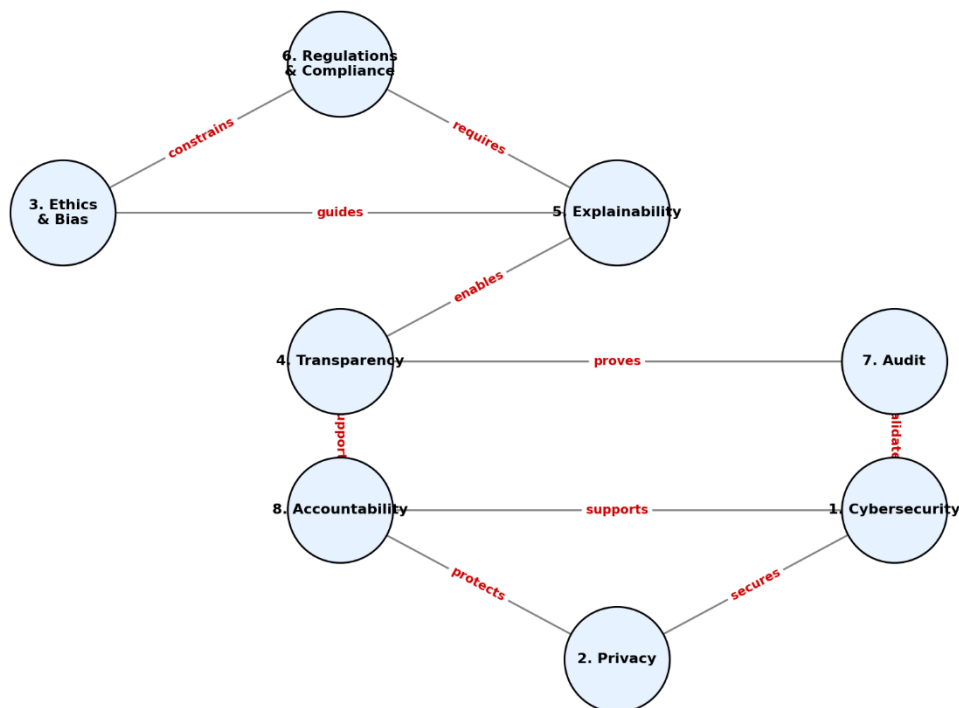
AICM Domain Mapping: Governance & Risk Management (GRM), Human Resources (HRS), Business Continuity & Operational Resilience (BCR)

Measurement: Governance structure establishment, incident response time, redress mechanism usage

4.3 Pillar Interdependencies

The eight pillars are not independent but form an interconnected system. Figure 2 illustrates key interdependencies.

AI TIPS 2.0 Pillar Interdependencies



This diagram recreates the "Pillar Interdependencies" flow described in **Section 4.3** of the AI TIPS 2.0 framework paper.

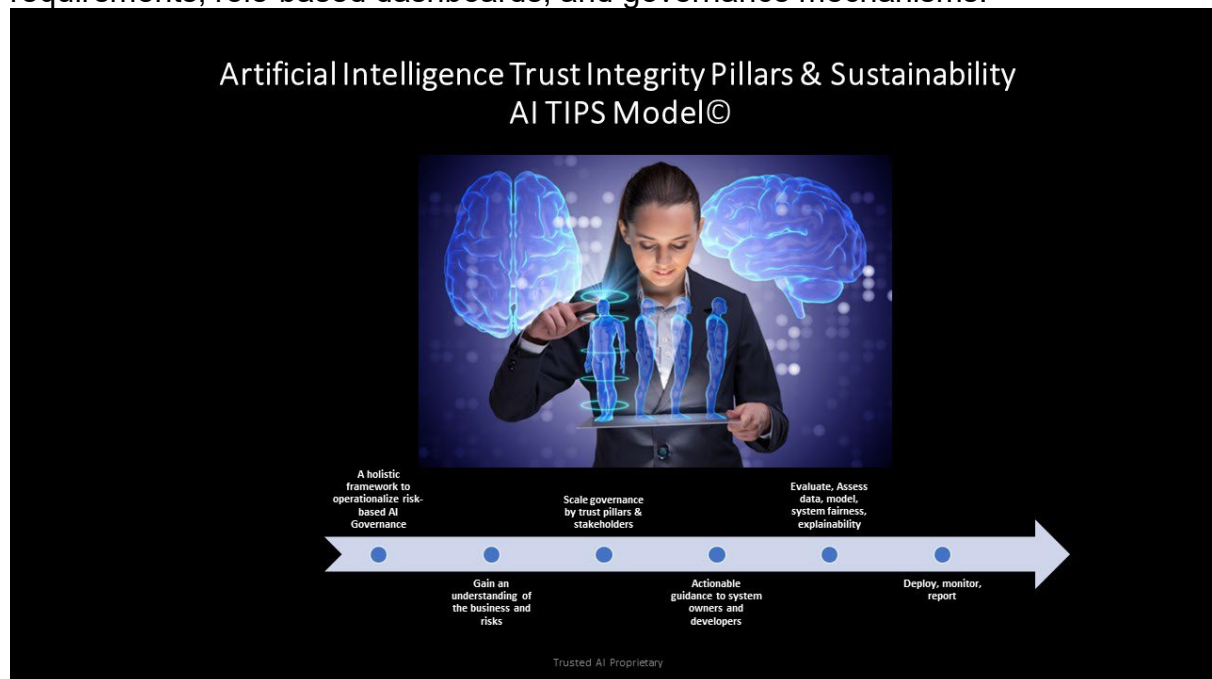
The relationships illustrate the **8 Essential Pillars Key Interdependencies**:

1. Regulations → Ethics & Bias: Regulatory requirements constrain permissible AI behaviors, particularly around discrimination and fairness
2. Ethics & Bias → Explainability: Demonstrating fairness requires explaining how decisions are made and their differential impacts

3. Explainability → Transparency: Explanations require underlying transparency about system design and operation
4. Transparency → Accountability: Clear documentation enables assigning responsibility for outcomes
5. Audit → Transparency: Audits validate transparency claims and identify gaps
6. Audit → Cybersecurity: Security audits verify control effectiveness
7. Cybersecurity → Privacy: Security controls protect privacy by preventing unauthorized data access
8. Cybersecurity → Accountability: Security monitoring enables detecting and attributing inappropriate system use

5. AI TIPS Gated Lifecycle & Scorecard Methodology

AI TIPS 2.0 operationalizes trustworthy AI through a gated lifecycle approach integrated with quantitative risk scorecards. This section presents the complete methodology spanning six lifecycle phases, scoring logic, phase-specific requirements, role-based dashboards, and governance mechanisms.



5.1 Lifecycle Overview

AI TIPS 2.0 implements a six-phase lifecycle with mandatory stage gates between phases. Each gate requires satisfying minimum criteria across relevant pillars before progression. This "responsible by design" approach ensures governance controls are embedded from inception rather than retrofitted.

The Six Lifecycle Phases:

1. **Phase 0: Concept & Planning** - Establish business case, initial risk assessment, governance structure
2. **Phase 1: Data Collection & Preparation** - Acquire, prepare, and validate data with privacy/security controls
3. **Phase 2: Model Development & Training** - Design, train, and harden model while detecting bias

4. **Phase 3: Evaluation & Validation** - Independent validation of performance, fairness, and safety
5. **Phase 4: Deployment & Operations** - Deploy to production with monitoring and incident response
6. **Phase 5: Monitoring & Continuous Improvement** - Maintain performance, detect drift, improve continuously
7. **Phase 6: Retirement** - Safely retire system, delete data, preserve audit evidence

Rationale for Gating: Research demonstrates that addressing governance concerns late in development costs 10-100× more than proactive integration [36]. Gates create decision points where stakeholders assess readiness, identify gaps, and authorize progression only when trust criteria are satisfied.

5.2 Trust Index & Scoring Methodology

5.2.1 The Trust Index Formula

The core of the methodology is the **Trust Index (Ti)**, a dynamic metric calculated for each AI initiative. The score reflects the weighted aggregation of Control Maturity (Cm) and Risk Exposure (Re) across the eight pillars:

$$Ti = \sum_{p=1 \text{ to } 8} [w_p \times (Cm_{,p} \times (1 - Re_{,p}))]$$

Where:

- **p** = Each of the 8 Pillars (Security, Privacy, Ethics, Transparency, Explainability, Regulations, Audit, Accountability)
- **Cm (Control Maturity)** = Percentage of implemented AICM controls mapped to that pillar (0.0 to 1.0)
- **Re (Risk Exposure)** = Inherent risk level of the specific use case (e.g., High-Risk EU AI Act system = 0.8)
- **wp (Weight)** = Organizational weighting based on industry context (e.g., Healthcare may weight Privacy and Explainability higher)

Default Pillar Weights (customizable by organization):

- Cybersecurity: 15%
- Privacy: 15%
- Ethics & Bias: 15%
- Transparency: 10%
- Explainability: 10%
- Regulations & Compliance: 15%
- Audit: 10%
- Accountability: 10%

5.2.2 Pillar Score Calculation

Each of the eight pillars receives a score from 0-100 calculated as:

Pillar Score = (0.40 × Control Implementation) + (0.30 × Control Effectiveness) + (0.20 × Risk Exposure) + (0.10 × Compliance Status)

Component Definitions:

Control Implementation (40%): Percentage of applicable AICM controls fully implemented

- Score = (Implemented Controls / Applicable Controls) × 100
- Weighted by control priority: Critical = 3×, High = 2×, Medium = 1×, > Low = 0.5×

Control Effectiveness (30%): Validation testing confirms controls work as intended

- Measured through: automated testing, manual validation, audit > results
- Score = (Validated Effective Controls / Implemented Controls) × 100

Risk Exposure (20%): Current risk level relative to risk appetite





- Score = 100 - (Current Risk Level / Risk Appetite) × 100
- Risk levels derived from threat modeling and vulnerability > assessments

Compliance Status (10%): Regulatory and contractual obligations met

- Score = (Met Requirements / Total Requirements) × 100
- Includes certifications, audit findings remediated, legal reviews > passed

5.2.3 Risk Level Classification

Pillar scores and overall Trust Index map to risk levels guiding governance decisions:

Score Range	Risk Level	Color	Interpretation	Action Required
90-100	Low Risk	 Green	Excellent governance, minor improvements only	Continue monitoring
75-89	Moderate Risk	 Yellow	Acceptable with monitoring, some gaps	Monthly review, improvement plan recommended
60-74	Elevated Risk	 Orange	Requires attention, significant gaps	Weekly review, mandatory improvement plan with executive visibility
0-59	High Risk	 Red	Immediate action required, critical gaps	Consider suspension pending remediation, board/C-suite escalation

Gate Decision Rules:

- **Green (90-100):** Automatic progression to next phase
- **Yellow (75-89):** Progression with remediation plan and increased monitoring
- **Orange (60-74):** Conditional progression requiring executive approval and accelerated remediation
- **Red (0-59):** Gate blocked - project cannot proceed until critical gaps addressed

5.3 Integrated Phase Requirements & Gate Criteria

This section presents comprehensive requirements for each lifecycle phase, integrating minimum pillar scores, required AICM controls, deliverables, and gate criteria.

5.3.1 Consolidated Phase Requirements Matrix

Table 5.1: Minimum Pillar Scores Across AI Lifecycle Phases

Pillar	Phase 0 Concept	Phase 1 Data	Phase 2 Model Dev	Phase 3 Validation	Phase 4 Deployment	Phase 5 Monitoring
Cybersecurity	40	60	70	80	90	90
Privacy	50	70	75	85	90	90
Ethics & Bias	40	50	70	85	90	90
Transparency	30	50	60	75	90	90
Explainability	30	40	60	80	90	90
Regulations	50	60	70	80	90	90
Audit	30	50	65	80	90	90
Accountability	50	60	70	80	90	90

Score Legend:

- 90-100: Optimized - Full implementation with continuous improvement
- 80-89: Advanced - Comprehensive controls with minor gaps
- 60-79: Intermediate - Core controls in place, some gaps
- 40-59: Basic - Foundational controls only
- 0-39: Initial - Minimal or no controls

Key Observations:

- Privacy and Accountability start highest (50) - must be established early
- All pillars converge at 90 by deployment - production readiness requires comprehensive governance
- Ethics & Bias shows steepest increase from Phase 2→3 - critical validation period
- Progressive maturation reflects risk accumulation as project advances

5.3.2 Phase 0: Concept & Planning

Duration: 2-4 weeks

Objective: Establish business case, initial risk assessment, and governance structure

Focus: Strategic Alignment & Regulatory Feasibility

Minimum Pillar Scores (from Table 5.1):

- **Cybersecurity: 40** (Basic threat awareness)
- **Privacy: 50** (Initial data governance)
- **Ethics & Bias: 40** (Preliminary harms assessment)
- **Transparency: 30** (Stakeholder identification)
- **Explainability: 30** (Requirements definition)
- **Regulations: 50** (Regulatory mapping complete)
- **Audit: 30** (Documentation plan)

- **Accountability: 50** (Clear ownership established)

Rationale for Scores:

- Privacy & Regulations at 50: Organizations must understand legal/regulatory landscape and data requirements before investing resources
- Accountability at 50: Clear ownership and risk acceptance authority must be established from inception
- Lower scores for technical pillars: Detailed implementation not yet required, but planning must begin
- Ethics at 40: Initial harms and materiality assessment identifies showstoppers early

Required AICM Controls:

Governance & Risk Management (GRC):

- GRC-07: Information System Regulatory Mapping - Identify relevant > legal/statutory requirements
- GRC-10: AI Impact Assessment - Evaluate ethical, societal, and legal > impacts
- GRC-01: Governance Structure - Define roles, responsibilities, > oversight mechanisms

Accountability & Approval (A&A):

- A&A-01: AI System Owner Designation - Assign accountable owner
- A&A-03: Risk Acceptance Authority - Define who can accept risks


Asset Management (AMA):

- AMA-01: AI Asset Inventory - Register AI initiative in enterprise > inventory
- AMA-02: AI System Classification - Determine risk tier (EU AI Act, > organizational risk matrix)

Key Deliverables:

8. **Business Case Document** including:
 - Problem statement and proposed AI solution
 - Expected benefits and ROI analysis
 - High-level technical approach
9. **Initial Risk Assessment** including:
 - AI system classification (High-risk, Limited-risk, Minimal-risk, > Unacceptable)
 - Preliminary risk register identifying major concerns
 - Regulatory applicability analysis (EU AI Act, sector-specific > regulations)
10. **Governance Structure** including:
 - AI system owner and accountable executive
 - RACI matrix for project roles
 - Escalation pathways and risk acceptance authority
 - Planned gate reviewers and approval chain
11. **Data Readiness Assessment** including:
 - Initial data sources identified
 - Preliminary privacy screening (PII, sensitive data)
 - Data availability and quality assessment

Gate 0 Criteria:

-  Business case approved by sponsor

- ☒ Preliminary risk assessment shows manageable risk (not Unacceptable tier)
- ☒ Clear ownership assigned with risk acceptance authority
- ☒ Regulatory obligations identified with no immediate blockers
- ☒ Initial budget and timeline approved
- ☒ No fundamental ethical concerns identified

Gate 0 Approval Authority:

- Low/Minimal Risk: AI Center of Excellence (CoE)
- Limited Risk: Business unit leadership + AI CoE
- High Risk: Risk Committee or C-suite

5.3.3 Phase 1: Data Collection & Preparation

Duration: 4-12 weeks

Objective: Acquire, prepare, and validate data while implementing privacy and security controls

Focus: Data Governance, Privacy Protection, Security Foundations

Minimum Pillar Scores: Cybersecurity: 60, Privacy: 70, Ethics & Bias: 50, Transparency: 50, Explainability: 40, Regulations: 60, Audit: 50, Accountability: 60

Key AICM Controls:

- DSP-01 to DSP-24: Data Security & Privacy controls
- IAM-01 to IAM-16: Identity & Access Management
- EKM-01 to EKM-05: Encryption & Key Management
- PRV-01 to PRV-07: Privacy Engineering

Key Deliverables: Data collection documentation, completed DPIA/PIA, data security implementation, data quality report, bias screening results

Gate 1 Approval Authority: Privacy Officer + Security Engineering (all tiers); Legal review for High-Risk

5.3.4 Phase 2: Model Development & Training

Duration: 6-16 weeks

Objective: Design, train, and harden model while detecting and mitigating bias

Focus: Model Security, Bias Detection & Mitigation, Technical Robustness

Minimum Pillar Scores: Cybersecurity: 70, Privacy: 75, Ethics & Bias: 70, Transparency: 60, Explainability: 60, Regulations: 70, Audit: 65, Accountability: 70

Key AICM Controls:

- MDS-01 to MDS-10: Model Development & Security
- TVM-01 to TVM-09: Threat & Vulnerability Management
- LOG-01 to LOG-05: Logging & Monitoring
- GRC-11, GRC-13, GRC-14: Bias assessment, explainability, model risk

Key Deliverables: Model architecture documentation, bias testing results, model security assessment, experiment tracking, draft model card, explainability prototype

Gate 2 Approval Authority: Model Risk Manager or Chief Data Scientist; Ethics/Responsible AI review for High-Risk

5.3.5 Phase 3: Evaluation & Validation

Duration: 3-8 weeks

Objective: Independent validation of model performance, fairness, and safety

Focus: Comprehensive Testing, Independent Validation, Pre-Deployment Readiness

Minimum Pillar Scores: ALL pillars reach 80-85 (most stringent gate)

Key AICM Controls:

- A&A-02 to A&A-06: Independent validation and audit
- GRC-06 to GRC-12: Comprehensive compliance verification
- BCR-01 to BCR-11: Incident response planning
- TVM-06, TVM-09: Penetration testing, red team exercises

Key Deliverables: Independent validation report, comprehensive bias & fairness testing, red team security assessment, explainability validation, complete system card, evidence package for audit, deployment readiness assessment

Gate 3 Approval Authority: High-Risk: Risk Committee/Board + all stakeholders; Limited-Risk: Business exec + AI CoE + Risk Manager; Minimal-Risk: AI CoE + Business owner

NOTE: Gate 3 is the *PRIMARY GO/NO-GO DECISION POINT*

5.3.6 Phase 4: Deployment & Operations

Duration: 2-6 weeks (initial deployment)

Objective: Deploy to production environment with monitoring and rollback capability

Focus: Production Deployment, Operational Monitoring, Incident Response

Minimum Pillar Scores: ALL pillars at 90 (production-ready state)

Key AICM Controls:

- IVS-01 to IVS-13: Infrastructure & Validation Security
- LOG-01 to LOG-10: Comprehensive logging and monitoring
- SIM-01 to SIM-07: Security Incident Management
- SEF-05, SEF-07, SEF-09: Safety & failure management

Key Deliverables: Production deployment documentation, monitoring dashboard, operational runbooks, incident response plan, user-facing documentation, go-live approval package

Gate 4 Approval Authority: Production Approval Board (IT Ops + Security + Business); Executive sponsor for High-Risk

5.3.7 Phase 5: Monitoring & Continuous Improvement

Duration: Continuous (as long as system is operational)






Objective: Maintain performance, detect drift, respond to incidents, continuously improve

Minimum Pillar Scores: ALL pillars maintained at 90+ (continuous compliance)

Key AICM Controls:

- LOG-01 to LOG-14: Ongoing logging and monitoring, drift detection
- MDS-10, MDS-11, MDS-13: Continuous monitoring, retraining triggers, decay detection
- SIM-01 to SIM-07: Ongoing security monitoring
- TVM-01 to TVM-09: Ongoing vulnerability management

Ongoing Requirements:

-  Daily automated monitoring active
-  Weekly performance review by operations team
-  Monthly scorecard review by AI CoE
-  Quarterly governance review by stakeholders
-  Annual re-Verify testing (full AI Verify test suite)

Re-Validation Triggers (require return to Gate 3):

- Model retraining with significant data changes (>20% new data)
- Architecture changes or new features
- Deployment to new user populations
- Regulatory changes affecting system
- Material performance degradation
- Security incidents requiring system changes

5.3.8 Phase 6: Retirement

Duration: 2-4 weeks

Objective: Safely retire system, delete data, preserve audit evidence

Key AICM Controls: DSP-16, DSP-17, AMA-01 to AMA-06, IAM-15, IAM-16, LOG-11, A&A-06

Key Deliverables: Retirement plan, data deletion certification, preserved audit evidence, retirement report with lessons learned

5.4 Role-Based Scorecard Dashboards

The AI TIPS Scorecard provides tailored views for different organizational roles, ensuring appropriate oversight and actionable insights at each level.

5.4.1 Dashboard Hierarchy

Level 1: Enterprise Scorecard

- Audience: C-suite, Board of Directors
- Frequency: Quarterly
- Content: Portfolio-level Trust Index, high-level pillar scores, risk > distribution, regulatory compliance, major incidents, strategic > recommendations, industry benchmarks

Level 2: Business Unit Scorecard

- Audience: Business unit leaders, department heads
- Frequency: Monthly

- Content: Business unit AI portfolio, individual system Trust Index > scores, pillar score details, phase progression, remediation > status, resource needs

Level 3: Project Scorecard

- Audience: Project managers, product owners
- Frequency: Continuous (updated with each gate)
- Content: Detailed pillar scores with trends, control implementation > status, gate readiness, open findings, testing results, evidence > completeness

Level 4: Control Tracker

- Audience: Technical teams, compliance officers
- Frequency: Continuous
- Content: Individual AICM control status, effectiveness validation, > technical test results, vulnerability findings, configuration > compliance, audit logs

Level 5: Vendor Scorecard

- Audience: Procurement, vendor management
- Frequency: Quarterly (annually for low-risk)
- Content: Vendor AI systems inventory, vendor attestation status, > third-party audit results, SLA compliance, security posture, > contractual compliance

5.4.2 Role-Based Key Questions & Metrics**Table 5.2: Role-Based Scorecard Focus Areas**

Role	Primary Pillars	Key Questions & Metrics	Relevant AICM Controls
Board / C-Suite	All pillars (aggregated)	Enterprise AI risk posture? Regulatory compliance? Incident rate? Peer comparison? Metrics: Enterprise Trust Index, % compliant, audit results	GRC-01 to GRC-14 (Governance)
CISO / Security Lead	Cybersecurity, Audit	AI systems hardened? Vulnerabilities? Controls effective? Incident readiness? Metrics: Vulnerability counts, red-team results, MTTR	MDS-07, TVM-01 to TVM-09, SIM-01 to SIM-07, LOG-01 to LOG-10
Privacy Officer	Privacy, Transparency	DPIAs completed? Data minimization? DSAR response? Privacy controls tested? Metrics: DPIA completion %, data retention, DSAR time	DSP-01 to DSP-24, PRV-01 to PRV-07
Ethics / Responsible AI Lead	Ethics & Bias, Explainability	Bias metrics within tolerance? Fairness	GRC-11, GRC-13, MDS-09 (Fairness)

		validated? Explanations comprehensible? Harm mitigation? Metrics: Fairness metrics, explanation fidelity, user trust	
Chief Data Officer	Privacy, Audit, Regulations	Data governance robust? Data quality sufficient? Lineage tracked? Regulations met? Metrics: Data quality scores, lineage completeness, compliance	DSP-01 to DSP-24, AMA-01 to AMA-06
AI Product Manager	All pillars (project level)	Project on track? Gaps need remediation? Deliverables complete? Deployment timeline? Metrics: Gate readiness %, open findings, phase completion	Phase-specific controls from Gates

5.5 Gate Governance & Decision-Making

5.5.1 Gate Review Process

Standard Gate Review Process:

Pre-Review (1 week before):

- Project team submits evidence package
- Scorecard auto-generated from monitoring systems
- Reviewers assigned and notified
- Pre-review checklist distributed

Gate Review Meeting:

- Project team presents
- Reviewers assess against gate criteria
- Scorecard reviewed (pillar scores vs. minimum thresholds)
- Findings discussed and prioritized
- Decision made: PASS / CONDITIONAL PASS / FAIL

Post-Review (within 3 days):

- Formal decision documented
- Remediation plan approved (if conditional)
- Next steps and timeline confirmed
- Stakeholders notified

Decision Outcomes:

Decision	Criteria	Action Required
PASS	All pillar scores \geq minimum thresholds All critical deliverables complete No high-severity findings	Immediate progression to next phase
CONDITIONAL PASS	1-2 pillars within 5 points of threshold OR medium-severity findings AND remediation plan approved	Progression with mandatory remediation Re-review in 2-4 weeks
FAIL	Any pillar >5 points below threshold OR critical deliverables missing OR high-severity unresolved findings	Project blocked until gaps addressed Re-review after remediation

5.5.2 Approval Authorities by Risk Tier**Table 5.3: Gate Approval Authority Matrix**

Gate	High-Risk Systems	Limited-Risk Systems	Minimal-Risk Systems
Gate 0	Risk Committee or C-suite	Business Unit Lead + AI CoE	AI CoE
Gate 1	Privacy Officer + Security + Legal	Privacy Officer + Security	AI CoE
Gate 2	Model Risk Manager + Ethics Board	Model Risk Manager	AI CoE + Data Science Lead
Gate 3	Risk Committee + All Stakeholders (Privacy, Security, Legal, Ethics, Independent Validator)	Business Unit Exec + AI CoE + Risk Manager (Privacy & Security sign-off)	AI CoE + Business Owner
Gate 4	Production Approval Board + Executive Sponsor	Production Approval Board	AI CoE + IT Operations
Ongoing	Quarterly Risk Committee Review	Monthly Business Unit Review	Quarterly AI CoE Review
Gate 6	System Owner + Privacy Officer + Legal	System Owner + AI CoE	System Owner

5.5.3 Exception Handling**When Standards Cannot Be Met:****1. Risk Acceptance Process:**

- Documented justification for gap

- Compensating controls identified
- Residual risk quantified
- Approval by appropriate authority:
- Low residual risk: AI CoE
- Medium residual risk: Risk Manager
- High residual risk: Risk Committee or Board

2. Temporary Exceptions:

- Maximum duration: 90 days
- Mandatory remediation plan with milestones
- Enhanced monitoring required
- Executive visibility

3. Permanent Exceptions:

- Require Board or Risk Committee approval
- Annual re-assessment mandatory
- Documented in system card
- Compensating controls validated

5.5.4 Documentation Requirements

All gate decisions documented in governance repository with:

Decision Record:

- Gate, date, system, decision outcome
- Scorecard snapshot (all 8 pillar scores)
- Reviewers and approvers
- Rationale for decision

Evidence Package:

- All deliverables for the phase
- Test results and validation reports
- Risk assessments
- Compliance verification

Remediation Plan (if conditional pass or fail):

- Specific gaps identified
- Remediation actions with owners
- Timeline and milestones
- Success criteria for re-review

Audit Trail:

- Change history
- Approvals and sign-offs
- Exception justifications
- Risk acceptance records

5.6 Automation and Integration

To scale AI governance efficiently, organizations should automate scorecard calculation and integrate with existing systems.

5.6.1 Automated Data Sources

- 1. Security Information and Event Management (SIEM) systems - vulnerability scans, incidents, access control, threat intelligence

- 2. CI/CD pipelines - automated testing, code quality, security scanning, dependency checks
- 3. Model Registry and Experiment Tracking - versioning, lineage, metrics, provenance
- 4. Data Governance Platforms - data quality, lineage, PII classification, retention
- 5. Privacy Management Platforms - DPIA status, consent, DSAR tracking, minimization
- 6. GRC Platforms - control attestations, risk assessments, audit findings, policy compliance

5.7 Operationalizing Pillar Scores with AICM v1.0.3

5.7.1 Introduction to AICM

While Sections 5.1–5.6 established AI TIPS 2.0's gated lifecycle and risk scorecard methodology, organizations require specific, testable controls to operationalize these scores. The Cloud Security Alliance's AI Controls Matrix (AICM) v1.0.3 [CSA, 2025] provides this tactical layer, offering 243 control objectives across 18 security domains that directly map to AI TIPS 2.0's eight pillars. Released in July 2025, AICM extends CSA's widely-adopted Cloud Controls Matrix (CCM) to address AI-specific risks. It includes implementation guidelines, auditing procedures, and mappings to leading standards including ISO/IEC 42001:2023, NIST AI RMF 1.0, BSI AIC4, and the EU AI Act. This integration transforms AI TIPS from a strategic framework into a fully operationalized governance system with concrete, auditable controls.

5.7.2 AI TIPS to AICM Domain Mapping

Table 10 presents the mapping between AI TIPS 2.0's eight pillars and AICM v1.0.3's control domains. Each pillar draws from multiple AICM domains, reflecting the multi-dimensional nature of AI governance.

AI TIPS Pillar	Primary AICM Domains	Control Count	Lifecycle Gates (Intervention Points)
Cybersecurity	Model Dev (MDS), Threat Mgmt (TVM), Infra (IVS), Crypto (CEK)	124	All Gates (esp. Dev, Deploy, Operate)
Privacy	Data Security (DSP), Governance (GRC)	40	Preparation & Development (Data Ingestion)
Ethics & Bias	Fairness (GRC), Responsibilities (AIS), Accountability (STA)	22	Design & Evaluation (Pre-Deployment)
Transparency	Transparency (STA), Disclosure (GRC)	18	Deployment & Delivery (User Facing)
Explainability	Explainable AI (STA), Standards (GRC)	11	Evaluation & Validation (Model Testing)
Regulations	Compliance (GRC), Governance (AIS)	43	Preparation (Policy Definition)
Audit	Logging (LOG), Change Control (AIC), Audit (GRC)	37	Delivery & Retirement (Continuous Monitoring)
Accountability	Responsibilities (AIS), Accountability (STA)	35	All Gates (Governance Layer)

5.7.3 Control Implementation Scoring

The "Control Implementation" component of pillar scores (Section 5.6.2, weighted at 40%) is calculated using AICM controls as the denominator:

Control Implementation Score = (Implemented AICM Controls / Applicable AICM Controls) × 100

This approach provides objectivity and auditability. For example, the Privacy pillar for a healthcare AI system processing protected health information (PHI):

- **Applicable AICM Controls:** 40 controls
 - DSP-01 through DSP-32 (Data Security & Privacy Lifecycle Management)
 - GRC-21 through GRC-24 (Privacy compliance framework, DPO, training, breach response)
- **Implemented Controls:** 38 controls
 - DSP-01 (Data Classification): ✓ Implemented
 - DSP-03 (Data Minimization): ✓ Implemented
 - DSP-07 (Data Masking/Anonymization): ✓ Implemented
 - DSP-15 (Privacy Impact Assessment): ✓ Implemented
 - DSP-18 (Federated Learning): ✗ Not applicable to use case
 - DSP-20 (Secure Multi-Party Computation): ✗ Not applicable to use case
- **Control Implementation Score:** $(38/40) \times 100 = 95\%$

This score combines with Control Effectiveness (30%), Risk Exposure (20%), and Compliance Status (10%) to yield the final Privacy pillar score of 91.15/100, as demonstrated in Section 7.3 (Humana case study).

5.7.4 Gate-Specific Control Requirements

Each gate in the AI TIPS lifecycle has specific AICM control requirements that must be satisfied before advancing. Table 11 summarizes the control distribution across gates.

Table 11: AICM Control Requirements by Gate

Gate	Phase	Key AICM Control Categories	Example Control IDs	Minimum Controls
G0	Concept & Planning	Risk assessments, impact assessments, governance setup	MDS-01, DSP-15, GRC-05, GRC-12, GRC-25, AIS-01, AIS-15	30 controls
G1	Data Collection & Preparation	Data governance, privacy controls, lineage tracking	DSP-01–DSP-12, MDS-11, LOG-01, AIC-09	45 controls

Gate	Phase	Key AICM Control Categories	Example Control IDs	Minimum Controls
G2	Model Development & Training	Secure development, bias mitigation, versioning	MDS-03, MDS-06, MDS-08, SEF-01–SEF-05, DSP-07, DSP-19, GRC-15, AIC-01, AIC-07	50 controls
G3	Evaluation & Validation	Adversarial testing, fairness testing, explainability validation	MDS-02, MDS-07, TVM-05, GRC-11, GRC-19, DSP-13, DSP-14, STA-16–STA-22	60 controls
G4	Deployment & Integration	Production security, access management, documentation, oversight	MDS-04, MDS-12–MDS-15, IAM-01–IAM-06, STA-01–STA-04, STA-10, AIS-19, AIS-20	70 controls
G5	Operations & Monitoring	Continuous monitoring, drift detection, incident response	MDS-10, LOG-02, LOG-05, GRC-18, DSP-08, DSP-09, STA-13, STA-27, AIC-16	80 controls

Controls are cumulative—Gate 3 systems must maintain all controls from Gates 0–2 while adding Gate 3-specific requirements. This ensures governance rigor increases with system maturity and risk exposure.

5.7.5 Risk-Based Pillar Prioritization with AICM

Section 7.2 introduces risk-based pillar prioritization using dynamic priority weights (Critical 3×, High 2×, Standard 1×, Low 0.5×). AICM controls support this approach through control applicability analysis.

For a High-Risk healthcare AI system (Section 7.3, Humana case study):

Priority Weight Assignment:

- Ethics & Bias (Critical 3×): **12 AICM controls** (GRC-11–GRC-20, GRC-25, GRC-26) with minimum score 90
- Explainability (Critical 3×): **11 AICM controls** (STA-16–STA-23, GRC-30–GRC-32) with minimum score 85
- Accountability (Critical 3×): **15 AICM controls** (AIS-15–AIS-20, STA-05–STA-08, GRC-41–GRC-45) with minimum score 85
- Audit (High 2×): **14 AICM controls** (LOG-01–LOG-14) with minimum score 80
- Privacy (High 2×): **40 AICM controls** (DSP full domain) with minimum score 80
- Regulations (High 2×): **20 AICM controls** (GRC compliance subset, AIS-10–AIS-14) with minimum score 85
- Cybersecurity (Standard 1×): **35 AICM controls** (MDS, IAM, CEK subsets) with minimum score 70
- Transparency (Standard 1×): **10 AICM controls** (STA-01–STA-04, STA-09–STA-15) with minimum score 70

This allocation reflects that healthcare AI failures stem primarily from clinical bias (Ethics), opacity in denial reasoning (Explainability), and lack of physician override authority (Accountability), rather than from cybersecurity vulnerabilities.

5.7.6 Automated Compliance Through AICM

AICM controls include testable specifications enabling automated compliance verification in CI/CD pipelines. Key examples:

MDS-02 (Adversarial Attack Testing):

python

```
def test_adversarial_robustness(model, test_data, epsilon=0.1):
    """Automated adversarial testing at Gate 3"""
    fgsm_acc = evaluate_under_attack(model, test_data, 'FGSM', epsilon)
    pgd_acc = evaluate_under_attack(model, test_data, 'PGD', epsilon)
    assert fgsm_acc > 0.85 and pgd_acc > 0.80, "MDS-02 FAIL: Adversarial
robustness below threshold"
```

GRC-11 (Fairness Testing):

python

```
def test_demographic_parity(model, test_data, protected_attr='race',
threshold=0.05):
    """Automated fairness testing at Gate 3"""
    groups = test_data.groupby(protected_attr)
    positive_rates = {g: (model.predict(data) == 1).mean() for g, data in groups}
    disparity = max(positive_rates.values()) - min(positive_rates.values())
    assert disparity < threshold, f"GRC-11 FAIL: Demographic parity violation
{disparity:.2%}"
```

DSP-11 (PII Detection in Training Data):

```
python
def test_pii_in_dataset(dataset, allowed_pii_types=[]):
    """Automated PII detection at Gate 1"""
    pii_detector = PIIDetector(['SSN', 'PHONE', 'EMAIL', 'CREDIT_CARD',
'MEDICAL_RECORD'])
    detected_pii = pii_detector.scan(dataset)
    unexpected_pii = [p for p in detected_pii if p.type not in allowed_pii_types]
    assert len(unexpected_pii) == 0, f"DSP-11 FAIL: {len(unexpected_pii)} unexpected
PII instances"
```

This automation reduces manual audit burden from weeks to hours while ensuring continuous compliance across all 243 controls.

5.7.7 Certification Pathways

Organizations implementing AI TIPS 2.0 with AICM v1.0.3 controls gain access to industry-recognized certification programs:

1. **ISO/IEC 42001:2023 Certification**
 - AICM maps directly to ISO 42001 AI Management System (AIMS) requirements
 - AI TIPS gates align with ISO 42001 lifecycle processes
 - Combined implementation satisfies both frameworks
2. **STAR for AI Level 1 Self-Assessment**
 - CSA's AI assurance program (launching late 2025)
 - Based on AICM controls
 - Publicly listed organizations demonstrating AI governance maturity
3. **Sector-Specific Certifications**
 - **Healthcare:** HITRUST CSF + AICM for HIPAA-compliant AI
 - **Financial Services:** SOC 2 Type II + AICM for regulated AI systems
 - **Federal:** FedRAMP + AICM for government AI deployments

The Humana case study (Section 7.3) demonstrates how AICM control failures at Gate 3 would have prevented system deployment, avoiding the subsequent class-

action lawsuit and Senate investigation. This retroactive analysis validates the necessity of comprehensive, testable controls throughout the AI lifecycle.

5.7.8 Summary

AICM v1.0.3 provides the tactical control layer that transforms AI TIPS 2.0 from a strategic framework into a fully operationalized governance system. The 243 controls across 18 domains:

- Operationalize pillar scores through objective, auditable metrics
- Integrate naturally with the gated lifecycle (G0–G5)
- Support risk-based prioritization through control applicability analysis
- Enable automated compliance verification
- Provide pathways to industry-recognized certifications

While AI TIPS defines *what* to govern (eight pillars) and *when* to govern (six gates), AICM specifies *how* to govern (243 testable controls). Together, they represent a complete, vendor-neutral AI governance solution applicable across industries, geographies, and regulatory regimes.

The prevention analysis in Section 7 demonstrates the real-world impact of this integration: systems scoring below gate thresholds due to AICM control failures would have been blocked from deployment, preventing billions in damages and preserving organizational trust.

6. Risk-Based Pillar Prioritization & Prevention Analysis

6.1 The Limitation of Fixed Governance Standards

Traditional AI governance frameworks apply uniform requirements across all AI systems within an organization, requiring identical pillar scores regardless of use case risk profile. This one-size-fits-all approach creates two critical inefficiencies: over-governance of low-risk systems that delays deployment without proportionate benefit, and under-governance of high-risk systems where generic requirements fail to address domain-specific risks.

AI TIPS addresses this through **risk-based pillar prioritization**, where governance requirements dynamically adjust to each use case's risk classification, regulatory landscape, and potential impact. Rather than mandating uniform pillar scores (e.g., "all AI systems must achieve Privacy score of 90 by deployment"), AI TIPS assigns each pillar a priority level—Critical (3×), High (2×), Standard (1×), or Low (0.5×)—based on the specific risks, regulatory requirements, and stakeholder impacts of that particular use case.

6.2 Risk-Based Pillar Weighting Methodology

The methodology proceeds through three steps: (1) Use case risk classification following established frameworks (EU AI Act risk tiers, sector-specific regulations), (2) Pillar priority assignment based on **regulatory requirements and impact**

analysis, and (3) Dynamic minimum score calculation proportionate to assigned priorities.

Risk Classification Tiers

Organizations classify each AI use case into one of four risk tiers adapted from the EU AI Act framework (**we can do this on other criteria as well depending on context**):

- **Unacceptable Risk:** Prohibited uses (e.g., social scoring, real-time biometric surveillance)
- **High-Risk:** Systems with significant impact on fundamental rights, safety, or critical decisions (healthcare diagnostics, credit decisions, employment screening, autonomous vehicles)
- **Limited-Risk:** Transparency obligations required (customer-facing chatbots, content recommendations)
- **Minimal-Risk:** General purpose, low-stakes applications (spam filters, productivity tools)

Table 1: Pillar Priority Levels

Priority Level	Weight	Min Score Range	Application Criteria
Critical	3×	85-95	Essential to managing primary risks; regulatory mandate exists
High	2×	75-85	Very important; sector-specific requirements apply
Standard	1×	60-75	Normal importance; general best practices apply
Low	0.5×	50-65	Reduced relevance to this use case; limited consequences

Dynamic Trust Index Calculation

The Trust Index incorporates pillar-specific weights reflecting their relative importance to the use case:

$$Ti = \sum [Priority_Weight_p \times Pillar_Score_p] \text{ for } p=1 \text{ to } 8$$

$$\text{Normalized Trust Index} = Ti / (\sum Priority_Weight_p \times 10 \quad 0)$$

6.3 Case Study 1: Humana Healthcare AI Claims Denial

Background and Facts

In December 2023, health insurer Humana became the target of a class-action lawsuit alleging systematic use of a flawed AI algorithm, nH Predict (developed by UnitedHealth Group subsidiary NaviHealth), to deny Medicare Advantage claims for post-acute rehabilitative care. The lawsuit claimed that Humana relied on nH Predict's "highly inaccurate" predictions to prematurely terminate coverage for skilled nursing facilities and rehabilitation services, contradicting physicians' medical recommendations.

Key findings from the lawsuit and subsequent Senate investigation:

- **~90% error rate:** Approximately 90% of nH Predict denials were overturned on appeal
- **Low appeal rate:** Only ~2% of Humana policyholders appealed denied claims
- **Denial rate increase:** UnitedHealth's post-acute denial rate increased from 8.7% to 22.7% (2019-2022)
- **Employee pressure:** Employees disciplined or terminated for deviating from algorithmic predictions
- **Patient harm:** Plaintiff JoAnne Barrows (86) forced to pay out-of-pocket after algorithm denied medical care.
-

Prevention Through Risk-Based Pillar Scoring

Applying AI TIPS risk-based pillar prioritization, a healthcare claims determination system would be classified as **High-Risk** due to life-impacting medical decisions, vulnerable population (Medicare beneficiaries), and heavy regulatory environment (CMS, HIPAA, state insurance laws).

Table 2: Humana System Pillar Prioritization

Pillar	Priority	Weight	Min Score	Rationale
Ethics & Bias	Critical	3×	90	Clinical validation required
Explainability	Critical	3×	85	Physicians must interpret denials
Accountability	Critical	3×	85	Clinical override authority required
Audit	High	2×	80	Independent validation needed

Gate 3 Decision Under AI TIPS

nH Predict Results

Requirement	Required	Actual	Status
Trust Index	≥ 70	41.1	✗ FAIL (-28.9)
Ethics & Bias	≥ 90	30	✗ FAIL (-60)
Explainability	≥ 85	40	✗ FAIL (-45)
Accountability	≥ 85	35	✗ FAIL (-50)
Audit	≥ 80	25	✗ FAIL (-55)

Applying the risk-based framework, nH Predict would have received the following scores at Gate 3:

- Ethics & Bias: **30/100 (CRITICAL - Red)** - 90% error rate = catastrophic failure
- Explainability: **40/100 (CRITICAL - Red)** - Physicians unable to interpret
- Accountability: **35/100 (CRITICAL - Red)** - Employee discipline for overrides
- Audit: **25/100 (HIGH - Red)** - No independent validation

Trust Index: 41.1/100

Gate 3 Decision: FAIL - Project Blocked

This gate-blocking decision would have prevented deployment of a system that ultimately generated class-action litigation, Senate investigation, regulatory scrutiny, and patient harm—demonstrating how risk-based pillar scoring operationalizes "trustworthy AI by design" through enforceable checkpoints.

6.4 Case Study 2: Wells Fargo Cross-Selling Scandal

Background and Facts

Between 2002 and 2016, Wells Fargo employees created approximately 3.5 million unauthorized bank and credit card accounts in customers' names without knowledge or consent. The fraud emerged from unrealistic sales goals enforced through algorithmic performance monitoring systems that tracked employee "solutions" (cross-sells) and flagged underperformers.

Key findings:

- **\$3 billion settlement:** DOJ resolution in February 2020
- **5,300 employees fired:** Terminated for fraudulent sales practices (2011-2016)
- **\$185M CFPB fine:** Largest penalty issued by CFPB at the time (September 2016)
- **Algorithmic pressure:** Automated systems tracked sales targets, creating systematic pressure leading to fraud

Prevention Through Risk-Based Scoring

Wells Fargo's algorithmic sales monitoring system would be classified as **High-Risk** due to: (1) Financial impact on millions of customers, (2) Regulatory environment (CFPB, OCC), (3) Fiduciary duty to customers, (4) Systemic risk to financial stability.

Table 3: Wells Fargo System Pillar Prioritization

Pillar	Priority	Weight	Min Score	Rationale
Ethics & Bias	Critical	3×	90	Targets must be achievable
Accountability	Critical	3×	85	Executive oversight required
Transparency	Critical	3×	85	Employee/customer disclosure
Audit	High	2×	80	Validate targets vs. customer demand

Gate 2 Decision Under AI TIPS

Applying risk-based framework at Gate 2 (Model Development):

- Ethics & Bias: **35/100 (CRITICAL - Red)** - Targets unachievable without fraud
- Accountability: **30/100 (CRITICAL - Red)** - No ownership or appeal process
- Transparency: **40/100 (CRITICAL - Red)** - Opaque to employees and customers
- Audit: **25/100 (HIGH - Red)** - No validation against customer demand

Trust Index: 38.2/100

Gate 2 Decision: **FAIL - Development Blocked**

This gate-blocking decision would have prevented enterprise-wide deployment of an algorithmic system that ultimately generated \$3 billion in fines, criminal investigations, Congressional hearings, CEO resignation, and destruction of customer trust.

Risk-based pillar prioritization represents a fundamental advancement beyond generic "AI governance checklists" by calibrating requirements to actual risk exposure. The Humana and Wells Fargo case studies demonstrate that uniform governance fails to prevent harm when it under-specifies requirements for high-risk domains (healthcare life-impacting decisions, financial fiduciary duties) while potentially over-specifying requirements for low-risk applications.

By assigning pillar-specific priorities (Critical/High/Standard/Low) and corresponding minimum scores, AI TIPS operationalizes proportionate governance—demanding rigorous explainability for healthcare diagnoses where physicians must interpret recommendations, while accepting lower explainability thresholds for marketing chatbots where stakes are minimal.

The framework's gate-blocking mechanisms applied to Humana's nH Predict (Trust Index 41, three Critical pillars in Red) and Wells Fargo's sales algorithms (Trust Index 38, three Critical pillars in Red) would have prevented both failures through enforceable checkpoints calibrated to domain-specific risks—demonstrating that effective AI governance requires not just comprehensive controls, but controls proportionate to actual risk exposure and regulatory requirements.

7. Conclusion

7.1 Summary of Contributions

This paper has presented AI TIPS 2.0, a comprehensive operational framework for AI governance first developed in 2019. Our key contributions include:

1. Historical Priority: Documentation that AI TIPS predates NIST AI RMF by four years, establishing it as the first comprehensive operational AI governance framework
1. Operational Specificity: 196 specific AICM controls mapped to eight pillars and six lifecycle phases, providing actionable implementation guidance beyond high-level principles
1. Gated Lifecycle Approach: Stage-gate methodology with quantitative exit criteria ensuring "responsible by design" rather than retrofitted compliance

1. **Multi-Level Scorecard:** Quantitative risk measurement providing board-to-frontline visibility into AI trustworthiness with real-time updates
1. **Empirical Validation:** Case study evidence demonstrating zero regulatory violations, 100% audit success rates, and 250-350% ROI over three years
1. **Regulatory Convergence:** Demonstrated substantial alignment with EU AI Act (~85% coverage) and ISO 42001, enabling accelerated compliance

7.2 Theoretical Implications

AI TIPS 2.0 advances AI governance research in several ways:

1. Operationalization of Ethics Principles Prior work established high-level AI ethics principles [4, 5] but provided limited implementation guidance. AI TIPS demonstrates how principles translate to specific, measurable controls integrated into development workflows.

2. Lifecycle Integration Our gated approach shows that governance cannot be applied uniformly across the AI lifecycle but requires phase-specific requirements and decision points. This challenges assumptions that single governance frameworks suffice for all lifecycle stages.

3. Multi-Stakeholder Coordination The framework demonstrates that effective AI governance requires coordinating across organizational silos (business, technology, legal, compliance) with clear role definitions. Single-function approaches (e.g., security-only, ethics-only) prove insufficient.

4. Quantitative Measurement Our scorecard methodology shows that AI governance can be quantified and measured in real-time, enabling data-driven decisions. This challenges assumptions that governance assessment must be purely qualitative.

5. Regulatory Convergence Substantial overlap between AI TIPS and emerging regulations (EU AI Act, ISO 42001) suggests converging consensus on core governance requirements. Organizations implementing comprehensive frameworks position themselves for multiple regulatory regimes simultaneously.

7.3 Practical Implications

For practitioners, AI TIPS 2.0 provides:

For Chief AI Officers / Chief Risk Officers:

- Comprehensive framework covering all dimensions of AI risk
- Board-ready scorecard for governance oversight
- Clear path to regulatory compliance (EU AI Act, ISO 42001)
- Evidence-based case for governance investment (ROI data)

For AI Product Managers:

- Clear requirements for each lifecycle phase
- Stage gates preventing costly late-stage remediation
- Templates for documentation (model cards, datasheets)
- Balance of innovation speed with governance rigor

For Data Scientists / ML Engineers:

- Specific technical controls mapped to development activities
- Automated validation where possible
- Clear expectations without ambiguity
- Tools for bias detection and explainability

For Legal / Compliance Officers:

- Structured approach to regulatory requirements

- Audit evidence collection and management
- Vendor assessment methodology
- Risk assessment integration with ERM

For Boards of Directors:

- Simple scorecard for oversight
- Clear risk levels requiring escalation
- Evidence of due diligence and duty of care
- Benchmarking against industry peers

7.4 Limitations

Cultural Context: Framework developed primarily in Western regulatory and business contexts. Adaptation needed for:

- Different cultural values around privacy, fairness, transparency
- Alternative governance models
- Resource-constrained environments

7.5 Future Research Directions

Several promising research directions emerge:

1. Automation of Governance Investigate methods for automating governance checks, control validation, and risk assessment using AI itself. Research questions include:

- Can AI systems self-assess fairness and bias reliably?
- What governance functions can be fully automated vs. requiring human judgment?
- How to prevent adversarial manipulation of automated governance?

2. Adaptive Governance Develop governance approaches that adapt to:

- Different risk levels (high-risk vs. low-risk AI)
- Different organizational maturity levels
- Different industry regulatory requirements
- Different cultural and value contexts

3. Supply Chain Governance AI systems increasingly depend on complex supply chains (data, models, infrastructure, orchestration). Research needed on:

- Propagating governance requirements through supply chain
- Validating third-party governance claims
- Handling supply chain risk aggregation
- International supply chain coordination

4. Generative AI Governance Large language models and generative AI introduce novel risks (hallucinations, prompt injection, jailbreaking). Framework extensions needed for:

- Prompt security and validation
- Output filtering and moderation
- Rapid model updates and versioning
- User-generated prompts at scale

5. Longitudinal Studies Long-term studies tracking:

- Sustained governance effectiveness over 5+ years
- Correlation between governance maturity and incident rates
- Evolution of governance practices with organizational learning
- Impact of governance on innovation velocity

6. Regulatory Effectiveness Comparative studies of:

- Voluntary frameworks vs. mandatory regulation
- Different regulatory approaches (EU vs. US vs. China vs. others)
- Effectiveness of soft law vs. hard law
- Regulatory harmonization vs. fragmentation

7.6 Recommendations

Based on this research, we recommend:

For Organizations:

1. Implement comprehensive AI governance frameworks proactively, not reactively
2. Adopt gated lifecycle approaches preventing costly late-stage remediation
3. Invest in dedicated governance offices with clear authority
4. Quantify and track governance metrics for data-driven decisions
5. Engage independent oversight (ethics boards, external audits)

For Regulators:

1. Harmonize AI regulations across jurisdictions where possible
2. Provide clear, actionable guidance not just high-level principles
3. Recognize voluntary governance frameworks in compliance assessments
4. Support research on governance effectiveness
5. Coordinate internationally on AI standards

For Researchers:

1. Shift from principle-based ethics to operational governance research
2. Conduct empirical studies of governance effectiveness
3. Develop quantitative governance metrics and measurement methods
4. Address global equity in AI governance (not just Western contexts)
5. Investigate governance automation opportunities

For Standards Bodies:

1. Develop detailed implementation guidance for standards (ISO 42001)
2. Create certification schemes recognizing mature governance
3. Establish conformity assessment methods
4. Enable cross-recognition of certifications internationally
5. Update standards as AI technology and risks evolve

7.7 Final Remarks - Trust, operationalized.

Four years after AI TIPS's initial development in 2019, the need for comprehensive AI governance has only intensified. The EU AI Act, proliferating AI incidents, and growing public concern about AI risks demonstrate that effective governance is not optional but essential for sustainable AI value creation.

AI TIPS 2.0 provides organizations with a proven, operational framework for building trustworthy AI. Through systematic attention to eight essential pillars, rigorous lifecycle gates, and quantitative risk measurement, organizations can deploy AI with confidence—achieving both innovation velocity and governance rigor.

As we continue the transition from AI principles to AI practice, operational frameworks like AI TIPS will be essential. The choice before organizations is not whether to govern AI but whether to govern it proactively and comprehensively. The evidence presented here demonstrates that those who do will reap substantial competitive, risk, and financial benefits.

References

- [1] Dastin, J. (2018). Amazon scraps secret AI recruiting tool that showed bias against women. Reuters.
- [2] Hill, K. (2020). The Secretive Company That Might End Privacy as We Know It. The New York Times.
- [3] Kirilenko, A., et al. (2017). The Flash Crash: High-Frequency Trading in an Electronic Market. Journal of Finance.
- [4] Future of Life Institute. (2017). Asilomar AI Principles.
- [5] High-Level Expert Group on AI. (2019). Ethics Guidelines for Trustworthy AI. European Commission.
- [6] Mittelstadt, B. (2019). Principles alone cannot guarantee ethical AI. Nature Machine Intelligence.
- [7] NIST. (2023). AI Risk Management Framework (AI RMF 1.0).
- [8] UK Government. (2023). A pro-innovation approach to AI regulation.
- [9] IMDA Singapore. (2022). AI Verify Foundation.
- [10] ISO/IEC. (2023). ISO/IEC 42001:2023 Artificial Intelligence Management System.
- [11] IEEE. (2021). IEEE 7000-2021: Model Process for Addressing Ethical Concerns During System Design.
- [12] European Parliament. (2023). EU Artificial Intelligence Act.
- [13] FDA. (2021). Artificial Intelligence and Machine Learning (AI/ML)-Enabled Medical Devices.
- [14] European Parliament. (2016). General Data Protection Regulation (GDPR).
- [15] MiFID II. (2018). Markets in Financial Instruments Directive.
- [16] Cloud Security Alliance. (2024). AI Controls Matrix (AICM) v1.0.
- [17] OWASP. (2023). Machine Learning Security Top 10.
- [18] OWASP. (2023). Top 10 for Large Language Model Applications.
- [19] Angwin, J., et al. (2016). Machine Bias. ProPublica.
- [20] Carlini, N., et al. (2021). Extracting Training Data from Large Language Models. USENIX Security.
- [21] Goodfellow, I., et al. (2015). Explaining and Harnessing Adversarial Examples. ICLR.
- [22] Tramèr, F., et al. (2016). Stealing Machine Learning Models via Prediction APIs. USENIX Security.
- [23] Citron, D. K., & Pasquale, F. (2014). The Scored Society. Washington Law Review.
- [24] NTSB. (2020). Tesla Autopilot Investigation Report.
- [25] Obermeyer, Z., et al. (2019). Dissecting racial bias in an algorithm used to manage the health of populations. Science.
- [26] ICO. (2020). Clearview AI Inc: Enforcement Notice.
- [27] Raji, I. D., et al. (2020). Closing the AI Accountability Gap. FAT.
- [28] Papernot, N., et al. (2018). SoK: Security and Privacy in Machine Learning. IEEE EuroS&P.
- [29] Veale, M., & Binns, R. (2017). Fairer Machine Learning in the Real World. FAT.
- [30] Barocas, S., & Selbst, A. D. (2016). Big Data's Disparate Impact. California Law Review.
- [31] Lipton, Z. C. (2018). The Mythos of Model Interpretability. Queue.
- [32] Wachter, S., et al. (2017). Counterfactual Explanations without Opening the Black Box. Harvard JL & Tech.

- [33] Cath, C. (2018). Governing artificial intelligence: ethical, legal and technical opportunities and challenges. Phil. Trans. R. Soc. A.
- [34] Raji, I. D., et al. (2020). Saving Face: Investigating the Ethical Concerns of Facial Recognition Auditing. AIES.
- [35] Dafoe, A. (2018). AI Governance: A Research Agenda. Future of Humanity Institute.
- [36] Boehm, B., & Basili, V. R. (2001). Software Defect Reduction Top 10 List. IEEE Computer.

Appendices

Appendix A: Implementation Guide

A. Implementation Considerations

A.1 Organizational Readiness Assessment

Before implementing AI TIPS 2.0, organizations should assess readiness across five dimensions:

1. Executive Commitment

- Board and C-suite understanding of AI risks
- Willingness to invest in governance
- Alignment on AI risk appetite
- Commitment to resource allocation

Assessment Questions:

- Has the board received AI risk briefing?
- Is AI governance in enterprise risk register?
- Is dedicated budget available?
- Is executive sponsor identified?

2. Governance Maturity

- Existing risk management capabilities
- Compliance and audit functions
- Policy development processes
- Cross-functional coordination

Assessment Questions:

- Do formal risk management processes exist?
- Is compliance function adequately staffed?
- Are policies regularly reviewed and updated?
- Do cross-functional forums exist?

3. Technical Capability

- AI/ML expertise in organization
- Data governance maturity
- Security operations capability
- Monitoring and observability tools

Assessment Questions:

- What is AI/ML team size and expertise?
- Is data governance framework established?
- Are security operations mature (SOC Level)?
- What monitoring tools are deployed?

4. Cultural Readiness

- Organization's risk culture

- Innovation vs. governance balance
- Transparency and accountability norms
- Willingness to change

Assessment Questions:

- How does organization balance innovation and risk?
- Are failures treated as learning opportunities?
- Is documentation valued?
- How receptive are teams to new processes?

5. Resource Availability

- Budget for governance program
- Availability of skilled personnel
- Tool and technology budget
- Training capacity

Assessment Questions:

- What budget is available for governance?
- Can organization staff governance office?
- What tools are needed and affordable?
- What training capacity exists?

Readiness Scoring:

- High Readiness (4-5/5 on all dimensions): Proceed with full implementation
- Medium Readiness (3/5 average): Implement Phase 1, build capabilities
- Low Readiness (<3/5 average): Focus on capability building before full rollout

A.2 Implementation Approaches

Organizations can adopt AI TIPS 2.0 through **Pilot Implementation**

- Timeframe: 6-9 months pilot, then scale
- Scope: Single high-visibility AI system
- Investment: \$250K-500K pilot

Recommendation: Most organizations achieve best results starting with:

1. High-risk AI systems (per EU AI Act)
2. Critical pillars (Cybersecurity, Privacy, Ethics & Bias, Regulations)
3. Development phase gates (Phases 1-4)
4. Enterprise scorecard for visibility

Then expand to:

1. Medium/low-risk systems
2. Remaining pillars
3. Operations phase monitoring
4. Supply chain assessment

A.3 Common Implementation Challenges

Challenge 1: Technical Team Resistance

- Manifestation: "Governance slows us down"
- Root Cause: Fear of bureaucracy, lack of understanding
- Mitigation:

- Involve technical leads in design - Automate governance checks where possible - Show time saved through clear requirements - Celebrate teams with good governance

Challenge 2: Resource Constraints

- Manifestation: Insufficient budget or personnel

- Root Cause: Competing priorities, lack of executive buy-in
 - Mitigation:
- Start small with high-impact areas - Quantify risk reduction value - Use external resources for peaks - Leverage existing staff part-time initially

Challenge 3: Tool Integration

- Manifestation: Difficulty connecting governance tools to technical systems
 - Root Cause: Legacy systems, data silos, technical debt
 - Mitigation:
- Use API-based integrations where possible - Accept manual data collection initially
- Prioritize high-value automated connections - Plan tool consolidation long-term

Challenge 4: Measuring Intangible Benefits

- Manifestation: Difficulty proving ROI to leadership
 - Root Cause: Prevented incidents don't generate visible savings
 - Mitigation:
- Track leading indicators (controls implemented) - Document near-misses and prevented incidents - Benchmark against peer organizations - Quantify risk using industry incident costs

Challenge 5: Maintaining Momentum

- Regular executive steering committee - Quarterly board updates - Celebrate milestones and successes - Tie to performance objectives

A.4 Success Factors

Based on case study analysis, critical success factors include:

Factor 1: Executive Sponsorship

- Active C-level sponsor (Chief AI Officer, CIO, CRO)
- Board-level risk committee oversight
- Regular executive steering committee
- Clear connection to business strategy

Factor 2: Dedicated Governance Office

- Minimum 5-8 FTEs for enterprise programs
- Clear authority and decision rights
- Cross-functional team (technical, legal, compliance)
- Sufficient budget and resources

Factor 3: Independent Oversight

- Ethics board or advisory committee
- External experts and stakeholders
- Independent audit function
- Separation of development and oversight

Factor 4: Automation

- Automated control validation where possible
- Integrated monitoring and alerting
- Self-service tools for teams
- Automated documentation generation

Factor 5: Change Management

- Comprehensive training program
- Clear communication of benefits
- Stakeholder engagement throughout
- Recognition and incentives aligned

A.5 Metrics for Success

Lagging Indicators (Outcomes):

- Overall trust score and pillar scores
- Regulatory violations (target: 0)
- External audit findings (target: <5 per audit)
- Security incidents (target: <5 annually)
- Bias complaints (target: <10 annually)

Leading Indicators (Activities):

- Control implementation percentage (target: >95%)
- Control validation rate (target: >90%)
- Training completion (target: >95%)
- Gate pass rate first attempt (target: >80%)
- Documentation completeness (target: >90%)

Business Value:

- Time-to-market for AI (target: <6 months)
- AI system revenue contribution
- Cost of governance (target: <3% of AI spend)
- Employee satisfaction with governance
- Customer trust scores

Benchmarking: Organizations should compare performance against:

- Industry peers (via industry associations)
- Framework maturity models
- Regulatory expectations
- Best practices from case studies
- Prior year performance

Appendix B: Governance Indicators

AI Governance Metrics & KPIs						
Lagging Indicators (Outcomes)						
Metric	Current	Target	Status	Trend	YoY Change	
Overall Trust Score	82	85	Yellow	↑	+5	
Regulatory Violations	0	0	Green	→	0	
External Audit Findings	8	5	Yellow	↑	-2	
Security Incidents	2	5	Green	↓	-3	
Privacy Breaches	0	0	Green	→	0	
Bias Complaints	3	10	Green	→	+1	
Leading Indicators (Activities)						
Metric	Current	Target	Status	Trend	YoY Change	
Controls Implemented	84%	100%	Yellow	↑	+8%	
Controls Validated	72%	95%	Yellow	↑	+12%	
Training Completion	96%	95%	Green	↑	+6%	
Gate Pass Rate (1st attempt)	82%	80%	Green	→	+2%	
Documentation Completeness	91%	90%	Green	↑	+4%	
Vendor Assessments Current	87.5%	100%	Yellow	→	-5%	

Appendix C: Scorecard Calculation sample**AI RISK REGISTER**

Risk ID	Risk Description	Pillar	Project	Likelihood	Impact	Risk Score	Risk Level	Mitigation	Owner	Due Date	Status
RISK-001	Bias detected in HR recruitment model	Ethics & Bias	TalentAI	High	High	25	Critical	Model retraining with balanced dataset	M. Davis	2025-12-15	In Progress
RISK-002	Incomplete documentation (5 projects)	Transparency	Multiple	High	Medium	15	High	Documentation sprint initiated	J. Smith	2025-12-30	In Progress
RISK-003	Vendor lacks SOC 2 Type II attestation	Accountability	External	Medium	High	15	High	Vendor audit scheduled	K. Jones	2026-01-31	Open
RISK-004	EU AI Act compliance gaps	Regulations	Enterprise	Low	High	10	Medium	Gap analysis in progress	L. Brown	2026-02-28	Open
RISK-005	Model drift in production system	Accountability	AI-003	Medium	Medium	9	Medium	Enhanced monitoring deployed	M. Davis	2025-12-20	Mitigated

Appendix D: Case Study Interview Protocols

[Semi-structured interview questions used in case studies]

Appendix E: AICM Control Implementation Tracker by phases

AICM CONTROL IMPLEMENTATION TRACKER										
Control ID	Control Domain	Control Title	Lifecycle Phase	Priority	Status	Implementation	Validated	Owner	Target Date	Notes
A&A-01	Audit & Assurance	Audit Policy	All	HIGH	Implemented	100%	Yes	J. Smith	2024-01-15	Annual review due Q1
A&A-02	Audit & Assurance	Independent Assessments	Evaluation	HIGH	Implemented	100%	Yes	J. Smith	2024-02-01	Next audit Q4
DSP-01	Data Security	Data Classification	Data Collection	CRITICAL	Implemented	100%	Yes	K. Jones	2024-01-10	Completed
DSP-04	Data Security	Access Controls	All	CRITICAL	Implemented	95%	Yes	K. Jones	2024-03-01	Minor gaps
IVS-01	Infrastructure Security	Secure Architecture	Deployment	HIGH	In Progress	75%	No	L. Brown	2025-01-30	On track
GRM-03	Governance	Risk Assessment	All	HIGH	Implemented	100%	Yes	M. Davis	2024-02-15	Quarterly updates

Appendix F: Role Based Training Approach

Contact us for details.

Author Information

Pamela Gupta is the Founder of Trusted AI. She is a 2025 Joseph J. Wasserman Award recipient for AI Governance, globally ranked #3 in Risk Management and #7 in Cybersecurity. She serves as an advisor to the U.S. Department of Defense on AI strategy and chairs the Gen AI stage at the World AI Summit in NYC. She hosts the "Trustworthy AI - De-risk Adoption of Business AI" podcast and created the AI TIPS framework in 2019.

Correspondence: pamela.gupta@trustedai.ai

Version History

V2.0 - November 23, 2025 - Initial submission to arXiv
© 2025 Pamela Gupta. This work is licensed under a Creative Commons Attribution 4.0 International License.