

LUMOS: Large User MOdel Series for User Behavior Prediction

Dhruv Nigam

Dream11

dhruv.nigam@dream11.com

Abstract. User behavior prediction at scale remains a critical challenge for online B2C platforms. Traditional approaches rely heavily on task-specific models and domain-specific feature engineering. This is time-consuming, computationally expensive, and requires domain expertise and therefore not scalable. We present LUMOS (Large User MOdel Series), a transformer-based architecture that eliminates task-specific models and manual feature engineering by learning multiple tasks jointly using only raw user activity data. LUMOS introduces a novel cross-attention mechanism that conditions predictions on future known events (e.g., holidays, sales, etc.), enabling the model to predict complex behaviour patterns like "how will upcoming holidays affect user engagement?" The architecture also employs multi-modal tokenization, combining user transactions, event context, and static user demographic attributes into rich representations processed through specialized embedding pathways.

Through extensive experiments on a production dataset spanning 275 billion user activity tokens from 250 million users, we demonstrate that LUMOS achieves superior performance compared to traditional task-specific models. Across 5 tasks with established baselines, we achieve an average improvement of 0.025 in ROC-AUC for binary classification tasks and 4.6% reduction in MAPE for regression tasks. Online A/B testing validates these improvements translate to measurable business impact with a 3.15% increase in Daily Active Users.

1 Introduction

Consider a sports engagement platform preparing for the annual Indian Premier League (IPL) cricket tournament. The platform needs to predict which of its existing users will engage with the platform, the nature and extent of their engagement, and level of activity for each user during the tournament to drive personalization efforts. Traditional approaches would involve training one model per task - each requiring manual feature engineering - calculating features like "days_since_last_activity," "average_session_length," or "activity_during_last_season." This approach requires a lot of domain knowledge and is time-consuming and expensive to maintain. It also leads to duplication of effort and a lack of generalization across tasks.

We propose a shift in user behavior modelling inspired by the trends in NLP where the field moved from task-specific models and feature-based approaches (like bag of words and TF-IDF) to foundation models like BERT [1] and GPT [8]

which are not just easier to train (in terms of pre-processing steps) but also achieve better performance when data scale is sufficient.

In this spirit, we present LUMOS, a transformer-based architecture that can be trained to predict future user behaviour using raw sequence of past behaviour. It eliminates manual feature engineering by learning end-to-end representations from raw daily user activity data. Instead of predicting a single user behaviour attribute for a pre-specified time horizon, LUMOS predicts a sequence of user behaviour tokens for multiple future time steps. Each predicted token contains the full set of predicted user behaviours precluding the need for multiple specialized models. Experiments on our production dataset show that LUMOS achieves an average improvement of 0.025 in AUC for classification tasks and 4.6% reduction in MAPE for regression tasks compared to the baseline task-specific models.

LUMOS uses a cross-attention mechanism between historical user behavior and future event context to answer nuanced questions like "Given that the IPL final is next Sunday, which days in the user's history are most relevant for predicting their engagement?" Our experiments show that the model correctly attends not only to recent activity but also to specific historical events like previous year's IPL finals or World Cup matches, learning these patterns entirely from data without explicit programming. This is especially crucial for event driven platforms like sports streaming platforms or ticketing services.

2 Background

User behavior modeling encompasses a range of tasks critical to online platforms: predicting churn, forecasting engagement levels, estimating customer lifetime value, and anticipating user actions [10]. These predictions typically span multiple time horizons (7-day, 28-day, annual) and serve different business functions from personalized marketing to risk management.

User activity exhibits characteristics like sparsity in time, sensitivity to exogenous factors like sales, festivals, events and extremely domain and task specific dynamics. Traditional approaches address these challenges through building separate models for each user modelling tasks. This creates a lot of redundancy since the datasets and features are often shared across tasks and the tasks themselves are often correlated. Additionally data scientists may manually craft features for each task like rolling averages, recency indicators, and domain-specific aggregations. These factors make the process of building and maintaining these models time-consuming and expensive.

The transformer architecture, introduced by Vaswani et al. [15], has become the foundation for modern Large Language Models (LLMs) due to its ability to model long-range dependencies in sequential data. The architecture's core com-

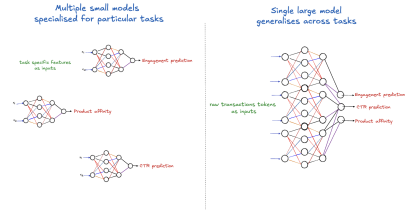


Fig. 1: Paradigm shift from multiple specialized models to a single unified model.

ponents include a self-attention mechanism, which allows the model to weigh the importance of different parts of the input sequence; multi-head attention, which captures diverse patterns in parallel; and positional embeddings, which preserve temporal ordering. While the original design included an encoder and a decoder for machine translation, most modern LLMs, such as GPT [9] and LLaMA [14], adopt a decoder-only architecture optimized for next-token prediction.

Recent work has successfully applied transformers to sequential user behavior modeling. SASRec [4] pioneered the use of self-attention for sequential recommendation by modeling item sequences with left-to-right attention masks. BERT4Rec [13] adopted bidirectional encoder representations from BERT [1] for item prediction by masking and predicting random items in user interaction sequences. TiSASRec [7] extended this approach by incorporating explicit time interval information between consecutive interactions to capture temporal dynamics more effectively. However, these approaches primarily focus on single-modality item sequences and do not naturally accommodate heterogeneous data sources such as continuous numerical transaction features, external event context, or static user attributes. Furthermore, they employ decoder-only or masked prediction architectures that cannot leverage known future context—such as upcoming events or scheduled activities—that may influence user behavior.

Adapting transformers to comprehensive user behavior prediction thus presents several unique challenges beyond those addressed by existing sequential recommendation models:

1. Continuous vs. Discrete Temporal Patterns: Text has natural boundaries (characters, tokens or words), while user behavior is a continuous stream with irregular patterns across time. A user might be active daily, then disappear for months. We thus need to come up with a tokenisation scheme that can capture the user’s activity in a time window t .

2. Multi-Modality of tokens: Language models operate on discrete tokens from a fixed vocabulary. User behavior data consists of continuous numerical features (session lengths, activity counts) requiring different embedding strategies. Additionally user activity in a time window t is informative only in the event context of time t . For example, high activity on days where there are matches of a specific team implies that the user is a fan of that team and is likely to be engaged only when their team plays. This means that tokens need to be multi-modal, i.e. they need to contain information about the user’s activity in the time window t as well as the event context of time t .

4. Known Future Context: Unlike language generation, user behavior prediction often involves known future events (scheduled matches, planned promotions) that influence predictions. Decoder-only models like GPT are not able to attend to the future context since they are trained to predict the next token in a sequence given the previous tokens.

5. Multi-Task Objectives: Unlike text where Transformers are trained to predict the next token in a sequence - a single, multi-class classification problem, user behaviour prediction is not a single task but a multi-task problem. Typically we want to predict multiple tasks (churn, revenue, engagement) with varying

nature of predictions (binary, continuous) for different time horizons from the same user representation.

These challenges motivate the design decisions in LUMOS, particularly the novel tokenization scheme, cross-attention mechanism, and multi-task learning framework described in the next section.

3 Method

3.1 Problem Formulation

We formulate user behaviour prediction as a sequence modelling problem. We chose a day as the unit of time since most tasks are defined at a daily level. Given a user’s historical data up to day t , we aim to predict multiple behavioural outcomes over T_{fut} future days.

Inputs to the model are:

- $\mathbf{U}^{hist} \in \mathbb{R}^{T_{hist} \times d_u}$: Historical user transaction features over T_{hist} days. For each day t , $\mathbf{u}_t \in \mathbb{R}^{d_u}$ contains the user’s aggregated transaction features for that day.
- $\mathbf{S}^{hist} \in \mathbb{R}^{T_{hist} \times d_s}$: Historical event context (e.g., match schedules, sporting calendar). For each day t , $\mathbf{s}_t \in \mathbb{R}^{d_s}$ contains the raw event context vector for that day.
- $\mathbf{S}^{fut} \in \mathbb{R}^{T_{fut} \times d_s}$: Future event context (known upcoming events)
- $\mathbf{x}^{static} \in \mathbb{R}^{d_{static}}$: Static user features (demographics)

The model outputs future behavior tokens $\hat{\mathbf{U}}^{fut} \in \mathbb{R}^{T_{fut} \times d_u}$ for each of the next T_{fut} days. For each future day t , $\hat{\mathbf{u}}_t \in \mathbb{R}^{d_u}$ contains the predicted user’s aggregated transactions for that day. Each token contains the full set of predicted user behaviours, mirroring the dimensionality and structure of the input user features \mathbf{U}^{hist} .

3.2 Sequence Construction and Temporal Windows

We construct training sequences using fixed temporal windows of $T_{hist} = 360$ days for historical context and $T_{fut} = 7$ days for future predictions. The 360-day window captures the cyclical nature of the sports calendar, allowing the model to learn annual patterns such as recurring tournaments and league seasons, while the 7-day horizon aligns with practical short-term prediction needs in applications like churn prevention and product recommendations. User activity is inherently sparse, so for days without transactions we set $\mathbf{u}_t = \mathbf{0}$ while still providing event context \mathbf{s}_t and static features \mathbf{x}^{static} , enabling the model to learn disengagement patterns as a function of available events. For users with fewer than 360 days on the platform, we pad the sequence with a learned padding token $\mathbf{u}_t = \mathbf{u}_{pad}$ (distinct from $\mathbf{0}$) for days before registration, allowing the model to distinguish between pre-registration periods and days with zero activity.

3.3 LUMOS Architecture Overview

LUMOS employs an encoder-decoder transformer architecture with specialized components for user behavior modeling. Figure 2 illustrates the complete architecture with three main stages: (1) token construction combining user transactions,

event context, and static features into unified daily tokens, (2) the encoder processing historical token sequences through self-attention to produce contextualized representations, and (3) the decoder using cross-attention where future event context tokens query the encoded historical representations to generate future-conditioned embeddings, which are then mapped to predicted user behavior dimensions via output projection layers. We now detail each component.

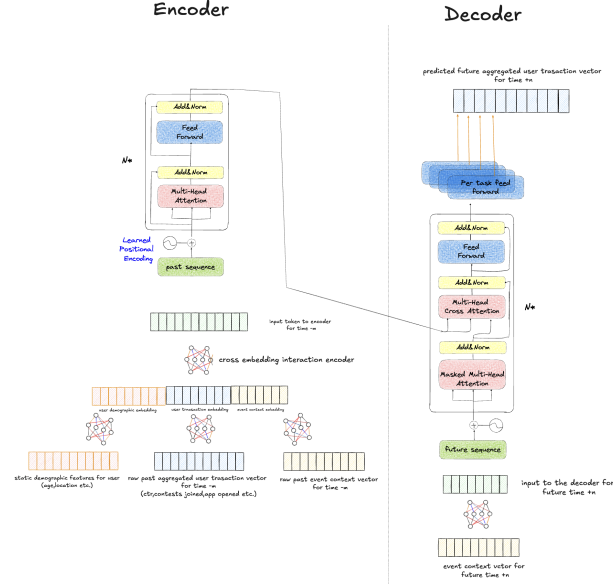


Fig. 2: LUMOS architecture overview.

Multi-Modal Token Construction To tackle the first two challenges mentioned in the background section, namely user behaviour tokenisation and the multi-modality of tokens, we adopt a novel tokenization scheme. We aggregate the user activity \mathbf{U}^{hist} and raw event context vectors \mathbf{S}^{hist} at a daily level to yield daily tokens which are discrete in time and equally spaced. This addresses the first challenge by yielding discrete tokens.

The second challenge is to address the multi-modality of tokens. Since we have three modalities of data—namely user activity, event context, and static features \mathbf{x}^{static} —we embed each modality using a configurable MLP and concatenate the embeddings. Then we pass this concatenated embedding through a final MLP—called the cross-modal interaction layer—to project it to the model dimension d_{model} . Although user demographic features are invariant to time, we broadcast them across all time steps. Formally, for each timestep t , we embed the three modalities as $\mathbf{h}^{static} = \text{MLP}_{static}(\mathbf{x}^{static})$, $\mathbf{h}_t^{user} = \text{MLP}_{user}(\mathbf{u}_t)$, and $\mathbf{h}_t^{event} = \text{MLP}_{event}(\mathbf{s}_t)$, then construct the token as:

$$\mathbf{z}_t = \text{MLP}_{proj}([\mathbf{h}_t^{user}; \mathbf{h}^{static}; \mathbf{h}_t^{event}]) \in \mathbb{R}^{d_{model}} \quad (1)$$

Future Token Construction. Future tokens are constructed differently since we do not yet observe user behavior. We embed future event context

via $\mathbf{z}_t^{fut} = \text{MLP}_{event}^{fut}(\mathbf{s}_t^{fut})$ using a separate embedding layer to learn distinct representations for past versus future event context.

Temporal Encoding Temporal position is critical for user behavior modeling, as recent activity typically matters more than distant history, though specific past events (such as last year’s similar events) can be highly relevant. While language models conventionally rely on sinusoidal additive embeddings [15] or multiplicative rotation-based encodings like RoPE [12], the nature of position embeddings has been shown to be highly domain-specific, with time series models often benefiting from specialized temporal encodings [5]. Through rigorous experimentation, we found that learned position embeddings yield the best performance compared to sinusoidal embeddings, RoPE, or time series-specific encodings. The position embeddings are initialised to 0, are added to the token sequence and are learned during training.

Encoder: Learning from History The encoder stack processes the sequence of historical tokens $\mathbf{H}^{enc} = \text{Encoder}(\mathbf{Z}^{hist} + \mathbf{PE}^{hist})$ following standard transformer architecture. We employ pre-normalization [16] for training stability and SwiGLU activation functions [11], which have demonstrated superior performance compared to traditional ReLU or GELU activations.

Decoder: Conditioning on the Future The decoder is where LUMOS diverges most significantly from standard LLMs. Instead of generating predictions for the next token using the encoder representation of the final input token, our decoder processes future event context tokens to condition predictions. This is achieved through a cross-attention mechanism between the future event context tokens and the encoder output sequence. Critically, we remove self-attention from the decoder layers, ensuring that each future time step derives its final representation solely from the historical context (via cross-attention to the encoder) and its own event context.

Mathematically, the decoder processes future event context embeddings (augmented with positional encodings) through cross-attention to the encoder outputs:

$$\mathbf{H}^{dec} = \text{Decoder}(\mathbf{Z}^{fut} + \mathbf{PE}^{fut}, \mathbf{H}^{enc}) \quad (2)$$

where $\mathbf{PE}^{fut} \in \mathbb{R}^{T_{fut} \times d_{model}}$ are learned positional embeddings for the future time steps. For each decoder layer, the cross-attention mechanism computes:

$$\mathbf{Q} = (\mathbf{Z}^{fut} + \mathbf{PE}^{fut})\mathbf{W}_Q \quad (\text{queries from future event context}) \quad (3)$$

$$\mathbf{K} = \mathbf{H}^{enc}\mathbf{W}_K \quad (\text{keys from encoded history}) \quad (4)$$

$$\mathbf{V} = \mathbf{H}^{enc}\mathbf{W}_V \quad (\text{values from encoded history}) \quad (5)$$

$$\text{CrossAttn}(\mathbf{Q}, \mathbf{K}, \mathbf{V}) = \text{softmax}\left(\frac{\mathbf{Q}\mathbf{K}^T}{\sqrt{d_k}}\right)\mathbf{V} \quad (6)$$

where $\mathbf{W}_Q, \mathbf{W}_K, \mathbf{W}_V$ are learned projection matrices. The key distinction from standard transformer decoders is that queries come from the future event

context embeddings while keys and values come from the historical encoder representation.

User Behaviour Token Prediction The final step transforms decoder outputs into predicted user behaviour tokens. For each future time step t , the decoder produces a representation $\mathbf{h}_t^{dec} \in \mathbb{R}^{d_{model}}$, which is mapped to predictions through task-specific projection heads. These projection heads consist of separate feed-forward networks for each of the d_u behavioural dimensions. Each projection head comprises two hidden layers of dimension d_{model} with ReLU activation, followed by a single output layer that produces a scalar prediction. The outputs from all d_u projection heads are concatenated to form the predicted user behaviour tokens $\hat{\mathbf{U}}^{fut} \in \mathbb{R}^{T_{fut} \times d_u}$.

Each predicted token $\hat{\mathbf{u}}_t \in \mathbb{R}^{d_u}$ maintains identical dimensionality to the historical user tokens, containing the same aggregated transaction features across all behavioural dimensions.

3.4 Training Objective

We optimize a loss function that compares predicted user behaviour tokens against the ground truth user behaviour tokens. We employ uncertainty-based weighting [6] to automatically balance the contribution of each user behaviour dimension. Specifically, for a multi-task loss with d_u user behaviour dimensions, we formulate the weighted loss as:

$$\mathcal{L} = \sum_{i=1}^{d_u} \frac{1}{2\sigma_i^2} \mathcal{L}_i(\mathbf{U}_i^{fut}, \hat{\mathbf{U}}_i^{fut}) + \log \sigma_i^2 \quad (7)$$

where \mathcal{L}_i is the task-specific loss for the i -th behavior dimension. The loss function uses binary cross-entropy (BCE) for binary behaviors such as churn and reactivation, and mean squared error (MSE) with zero-masking for continuous behaviors such as average session length and other continuous engagement metrics. The zero-masking ensures that days with no activity do not contribute to the loss for continuous metrics.

The parameter σ_i^2 is a learnable parameter representing the uncertainty associated with behavior dimension i . The term $\frac{1}{2\sigma_i^2}$ serves as a dynamic weight that inversely scales with task uncertainty, while the regularization term $\log \sigma_i^2$ prevents the model from assigning zero uncertainty to any dimension. During training, the model jointly optimizes both the prediction accuracy and these uncertainty parameters, allowing it to dynamically adjust focus across different aspects of user behavior based on their relative difficulty and importance.

3.5 Training Pipeline and Infrastructure

Training LUMOS at scale requires a sophisticated data pipeline and distributed training infrastructure to handle the massive volume of user behavioral data. Figure 3 illustrates the complete training pipeline showing the data flow from raw user transactions through PySpark preprocessing, Delta Lake storage, streaming data loading via Accio, and distributed training across multiple GPUs.

Data Scale and Preparation. Our training dataset comprises 250 million users over extended temporal windows, resulting in 275 billion user activity

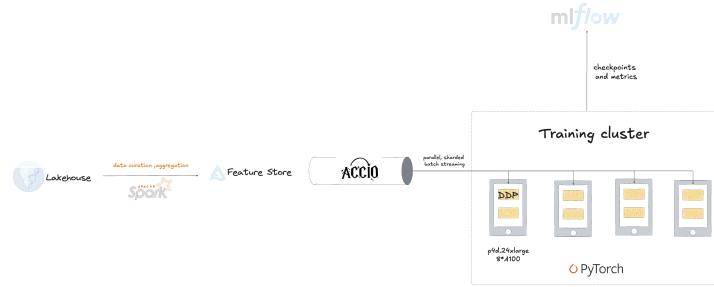


Fig. 3: LUMOS training pipeline.

tokens. Each training observation constitutes a historical sequence of up to 360 daily tokens, with each token containing aggregated transaction features across multiple dimensions ($d_u = 13$ behavioral dimensions). The complete dataset spans 50 terabytes when including historical user transactions, event context sequences, and static features. To handle this scale, we employ Apache Spark for distributed data preprocessing. The resulting feature-engineered dataset is stored in Delta Lake tables, which provide ACID transaction guarantees, schema evolution, and efficient time-travel capabilities for reproducible experiments.

Streaming Data Loader. We developed Accio, a custom PyTorch-compatible data loader designed specifically for training large sequence models on massive datasets stored in Delta tables. Accio addresses two critical challenges: (1) the dataset is too large to fit in memory, and (2) distributed data-parallel training requires deterministic and balanced data sharding across multiple workers. Accio operates by streaming data partition-by-partition from Delta tables, with each partition representing a subset of users. It also implements worker-aware sharding, ensuring that each DDP process receives a disjoint subset of partitions without redundant data loading.

Distributed Training Infrastructure. We train LUMOS using PyTorch’s native Distributed Data Parallel (DDP) framework on a single multi-GPU machine. Our training infrastructure consists of AWS p4d.24xlarge instances equipped with 8 NVIDIA A100 (40GB) GPUs interconnected via NVLink, providing high-bandwidth GPU-to-GPU communication essential for efficient gradient synchronization. Each training run is distributed across all 8 GPUs, with each GPU maintaining a replica of the full model and processing a disjoint shard of each batch.

Training Duration and Compute. A complete training run of the full LUMOS model (with 6 encoder layers, 1 decoder layer, $d_{model} = 512$, and 8 attention heads) requires approximately 72 hours (3 days) on our 8-GPU setup. This translates to 576 A100 GPU-hours per training run (8 GPUs \times 72 hours). We employ mixed-precision training using BF16 (Brain Floating Point) [3] to accelerate computation and reduce memory footprint while maintaining numerical stability.

4 Experiments

4.1 Experimental Design

We designed our evaluation to assess LUMOS’s ability to predict multiple user behavior attributes simultaneously using a single unified model. The model we trained using LUMOS predicts 13 key user behavior attributes spanning engagement patterns, activity levels, and platform interactions on a daily aggregated basis. For 5 of these 13 attributes, we had established baseline models that enabled quantitative comparison: specialized deep neural networks with extensive hand-crafted features. We compare against these production baselines rather than sequential recommendation models (SASRec, BERT4Rec) due to fundamental architectural incompatibilities: those models lack cross-attention decoders for conditioning on known future events (\mathbf{S}^{fut}) and operate on discrete item vocabularies rather than continuous multi-modal daily representations. Adapting them would require such extensive modifications that they would no longer serve as representative baselines. We evaluated both offline model performance metrics (3 binary classification tasks using ROC-AUC, 2 continuous prediction tasks using MAPE) and online business impact through an A/B test.

The offline evaluation uses a large-scale dataset from a major sports engagement platform comprising 275 billion user activity tokens from 250 million users over four years (2021-2024). The data consists of user transaction sequences $\mathbf{U}^{hist} \in \mathbb{R}^{T_{hist} \times d_u}$, external event context $\mathbf{S}^{hist} \in \mathbb{R}^{T_{hist} \times d_s}$ (sports calendar), and static user attributes $\mathbf{x}^{static} \in \mathbb{R}^{d_{static}}$. Due to the large scale, we used only 1% of the data as holdout set for offline evaluation.

To validate whether offline performance improvements translate to measurable business impact, we deployed LUMOS predictions to feed into an intelligent offers engine designed to enhance user engagement through personalized offers. Previously, the offers engine relied on a combination of legacy specialized baseline models. We designed a controlled A/B test comparing offers engine performance using LUMOS predictions against using the legacy specialized models. For the experiment, we created two random, mutually exclusive cohorts of approximately 700,000 users each: (1) Target group receiving offers based on LUMOS predictions, and (2) Control group receiving offers based on legacy specialized model predictions. The experiment ran for 18 days. The primary metrics measured were Daily Active Users (DAU) and cost efficiency of the offers strategy.

5 Results and Analysis

In the offline evaluation, for 5 of the 13 attributes predicted by the LUMOS model where we had established baselines for comparison — 3 binary classification tasks and 2 continuous prediction tasks — LUMOS demonstrated substantial improvements over specialized task-specific models. Across binary classification tasks, LUMOS achieved an average improvement of +0.025 in ROC-AUC, while continuous prediction tasks showed a 4.6% reduction in MAPE.

To validate whether offline performance improvements translate to measurable business impact, we deployed LUMOS predictions in production via an intelligent offers strategy. A controlled 18-day A/B test with approximately 700,000 users per cohort demonstrated that LUMOS-powered offers led to a 3.15% increase in Daily

Active Users (DAU) while simultaneously reducing offer expenditure by 2.47%, confirming that offline gains translate directly to enhanced user engagement and operational efficiency.

5.1 Attention Pattern Analysis

The cross-attention mechanism in LUMOS allows the model to attend to relevant historical event context when predicting user behaviour for upcoming events. To verify this, we visualize the attention weights from the decoder’s cross-attention layer when predicting behaviour at the start of the IPL season—the most important tournament in the Indian sports calendar, spanning two months from late March to May with daily matches. For each future timestep, the model computes 360 attention weights corresponding to the 360 days in the historical context, with the relative magnitude indicating the importance of each historical day for the current prediction.

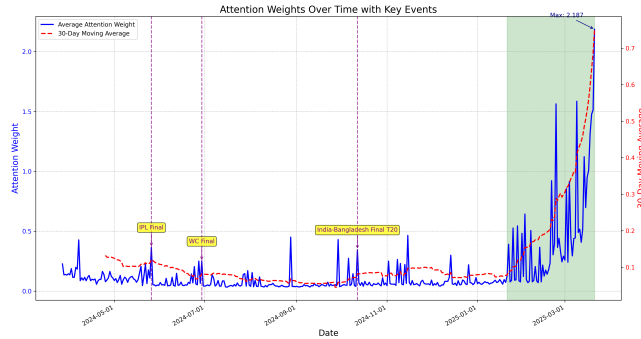


Fig. 4: Cross-attention weights when predicting user behaviour at the start of IPL season.

Figure 4 reveals three distinct learned patterns: (1) **Recency focus** with strong attention to the last 7-14 days (positions 346-360), (2) **Event-specific memory** showing peaks at positions corresponding to previous year’s IPL final (position 42), T20 World Cup final (position 156), and start of last IPL season (position 298), and (3) **Seasonal patterns** with moderate attention to the same calendar period from the previous year. This demonstrates that the model learns meaningful temporal dependencies without explicit programming, automatically identifying that past tournament behaviour predicts future tournament engagement.

5.2 Scaling Laws Analysis

To understand LUMOS’s scaling behavior and validate its architecture against established neural network principles, we analyze how model performance scales with both training data amount and model size as was pioneered by Hoffmann et al. [2]. Using a fixed 7.23M parameter model across 149 well-trained runs with data ranging from 2,532 GB to 50,000 GB, we observe a power law relationship $L(D) = 0.507 \times D^{-0.048}$ with scaling exponent $\alpha = -0.048$ ($R^2 = 0.869$, $p < 0.001$), indicating diminishing returns with increasing data—doubling data yields approximately 3.3% loss reduction. For model capacity, examining 14 model

sizes from 7.23M to 20.81M parameters reveals a stronger scaling relationship $L(N) = 0.438 \times N^{-0.152}$ with exponent $\alpha = -0.152$ ($R^2 = 0.622$). The model size scaling exponent is approximately $3\times$ stronger than the data scaling exponent, demonstrating that architectural capacity has greater impact on performance than data quantity in the observed regime.

6 Conclusion

This paper presented LUMOS, a transformer-based architecture that fundamentally rethinks user behavior prediction by eliminating manual feature engineering and specialized task-specific models in favor of end-to-end learning from raw data and unified foundation models. Through extensive offline and online experiments on millions of users, we demonstrated that LUMOS achieves state-of-the-art performance while requiring orders of magnitude less development effort for new prediction tasks.

The key technical contributions of LUMOS include: (1) a novel cross-attention mechanism that conditions predictions on future known events, enabling the model to learn complex temporal relationships between user history and upcoming event context; (2) a multi-modal tokenization scheme that unifies user transactions, event context, and static features into rich daily representations; and (3) a production-ready implementation at scale - all of which are backed by empirical evidence - both offline and online.

Our results reveal several important auxiliary insights. First, the bidirectional importance of event context — where both past and future event context play a crucial role in predicting user behaviour. Second, learned positional embeddings significantly outperform generic alternatives, indicating that user behaviour exhibits unique temporal patterns requiring task-specific modeling. Third, our scaling laws analysis demonstrates that LUMOS follows predictable power law relationships, with model size scaling ($\alpha = -0.152$) providing $3\times$ stronger improvements than data scaling ($\alpha = -0.048$), validating the architectural approach and providing clear guidance for future scaling decisions.

As user behaviour data continues to grow in volume and complexity, approaches like LUMOS that can automatically discover patterns from raw data will become vital. By demonstrating that transformers can successfully model user behaviour at scale, we hope to inspire further research at the intersection of deep learning and user behaviour modelling.

References

1. Devlin, J., Chang, M.W., Lee, K., Toutanova, K.: Bert: Pre-training of deep bidirectional transformers for language understanding. In: North American Chapter of the Association for Computational Linguistics. pp. 4171–4186 (2019)
2. Hoffmann, J., Borgeaud, S., Mensch, A., Buchatskaya, E., Cai, T., Rutherford, E., Casas, D.d.L., Hendricks, L.A., Welbl, J., Clark, A., Hennigan, T., Noland, E., Millican, K., van den Driessche, G., Damoc, B., Guy, A., Osindero, S., Simonyan, K., Elsen, E., Rae, J.W., Vinyals, O., Sifre, L.: Training compute-optimal large language models. arXiv preprint arXiv:2203.15556 (2022)

3. Kalamkar, D., D’Amora, D., Phanishayee, A., Koker, A., Morgan, N., Tudor, V., Ung, M., Vandeweerd, T.J., Wang, E., Wu, W.: A study of bfloat16 for deep learning training. arXiv preprint arXiv:1905.12322 (2019)
4. Kang, W.C., McAuley, J.: Self-attentive sequential recommendation. In: IEEE International Conference on Data Mining. pp. 197–206 (2018)
5. Kazemi, S.M., Goel, R., Eghbali, S., Ramanan, J., Sahota, J., Thakur, S., Wu, S., Smyth, C., Poupart, P., Brubaker, M.: Time2vec: Learning a vector representation of time. arXiv preprint arXiv:1907.05321 (2019)
6. Kendall, A., Gal, Y., Cipolla, R.: Multi-task learning using uncertainty to weigh losses for scene geometry and semantics. IEEE Conference on Computer Vision and Pattern Recognition pp. 7482–7491 (2018)
7. Li, J., Wang, Y., McAuley, J.: Time interval aware self-attention for sequential recommendation. In: ACM International Conference on Web Search and Data Mining. pp. 322–330 (2020)
8. Radford, A., Narasimhan, K., Salimans, T., Sutskever, I.: Improving language understanding by generative pre-training (2018)
9. Radford, A., Wu, J., Child, R., Luan, D., Amodei, D., Sutskever, I.: Language models are unsupervised multitask learners. OpenAI blog **1**(8) (2019)
10. Ricci, F., Rokach, L., Shapira, B.: Introduction to recommender systems handbook. Recommender systems handbook pp. 1–35 (2011)
11. Shazeer, N.: Glu variants improve transformer. arXiv preprint arXiv:2002.05202 (2020)
12. Su, J., Lu, Y., Pan, S., Wen, B., Liu, Y.: Roformer: Enhanced transformer with rotary position embedding. arXiv preprint arXiv:2104.09864 (2021)
13. Sun, F., Liu, J., Wu, J., Pei, C., Lin, X., Ou, W., Jiang, P.: Bert4rec: Sequential recommendation with bidirectional encoder representations from transformer. In: ACM International Conference on Information and Knowledge Management. pp. 1441–1450 (2019)
14. Touvron, H., Lavril, T., Izacard, G., Martinet, X., Lachaux, M.A., Lacroix, T., Rozière, B., Goyal, N., Hambro, E., Azhar, F., Rodriguez, A., Joulin, A., Grave, E., Lample, G.: Llama: Open and efficient foundation language models. arXiv preprint arXiv:2302.13971 (2023)
15. Vaswani, A., Shazeer, N., Parmar, N., Uszkoreit, J., Jones, L., Gomez, A.N., Kaiser, L., Polosukhin, I.: Attention is all you need. In: Advances in neural information processing systems. pp. 5998–6008 (2017)
16. Xiong, R., Yang, Y., He, D., Zheng, K., Zheng, S., Xing, C., Zhang, H., Lan, Y., Wang, L., Liu, T.: On layer normalization in the transformer architecture. arXiv preprint arXiv:2002.04745 (2020)