

Fast-BEV++: Fast by Algorithm, Deployable by Design

Yuanpeng Chen^{1†♣} Hui Song^{1‡} Sheng Yang² Wei Tao¹ Shanhui Mo³
Shuang Zhang¹ Xiao Hua¹ Tiankun Zhao¹

‡ Equal contribution ♣ Project Leader

¹ iMotion Automotive Technology (Suzhou) Co., Ltd

² School of Data Science, Fudan University ³ Independent Researcher

Abstract

The advancement of vision-only Bird’s-Eye-View (BEV) perception, a core paradigm for cost-effective autonomous driving, is hindered by the long-standing fundamental trade-off between perception accuracy and on-device deployment efficiency. In this work, we introduce Fast-BEV++, a BEV perception framework that resolves this tension through two fundamental design principles: Fast by Algorithm and Deployable by Design. By decomposing the core view transformation module into a hardware-oriented standard Index-Gather-Reshape pipeline, Fast-BEV++ eliminates dependencies on custom kernels while achieving no less than $3\times$ speedup over the Fast-BEV baseline across mainstream edge platforms. Empirically, Fast-BEV++ establishes a new state-of-the-art result of 0.488 NDS on the nuScenes 3D object detection benchmark, simultaneously delivering real-time inference at more than 134 FPS via our acceleration design. In particular, our integrated, learnable depth module yields consistent performance gains, maintaining the highest accuracy among comparable methods. Overall, this inherently decomposed architecture enables seamless real-time deployment across diverse production-grade automotive platforms, alleviating hardware limitations without compromising perception accuracy or inference efficiency. Code is available at: <https://github.com/ymlab/advanced-fastbev>.

1. Introduction

The evolution of autonomous driving is increasingly converging toward pure-vision BEV perception [7, 9, 15]. This paradigm maps multi-camera image features into a unified ego-vehicle-centric BEV space, delivering a low-cost, semantically compact and cross-view consistent representation. It serves as a universal foundation for core downstream tasks including 3D object detection, semantic map segmentation [13] and motion planning [3], and has thus

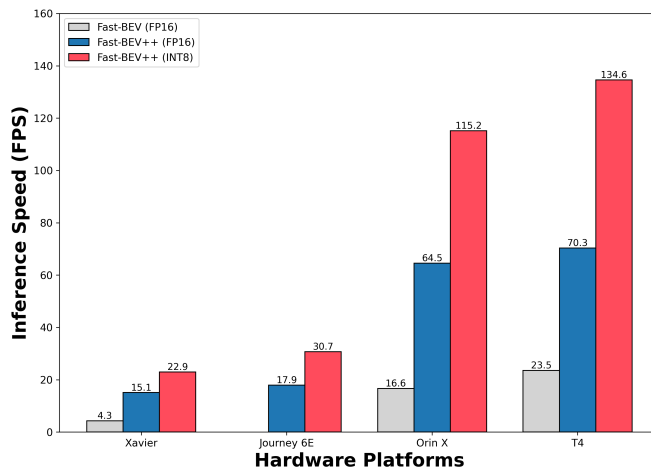


Figure 1. Inference speed of Fast-BEV and Fast-BEV++ (R50) on different hardware under FP16/INT8 precision. Under identical FP16 precision, Fast-BEV++ achieves $3.5\times$, $3.9\times$, and $3.0\times$ speedups over Fast-BEV on Xavier, Orin X, and T4, respectively.

become a mainstream research direction for vision-centric autonomous driving.

Despite extensive methodological research and iterative development of pure-vision BEV perception, the field is still limited by a fundamental trade-off between perception accuracy and on-vehicle deployment viability. This bottleneck is rooted in mainstream view transformation designs: they either adopt computationally expensive operations that cannot satisfy automotive real-time constraints, or use platform-specific custom kernels that cripple cross-platform portability, which has become the core barrier to the large-scale deployment of BEV perception systems.

The Fast-BEV [8] framework partially addresses this fundamental challenge with its pre-computation paradigm: its core *Fast-Ray transform* pre-computes the static 2D-to-3D geometric mapping and stores it as a lightweight Look-Up Table (LUT), effectively reducing inference latency. However, Fast-BEV’s monolithic design comes with inher-




Figure 2. Visualization of multi-view images from the nuScenes dataset in a typical complex urban scene, sorted in clockwise order, where bounding boxes represent the outputs of Fast-BEV++ for typical traffic participants.

ent trade-offs: the strong coupling between static geometric priors and fixed LUT implementations limits architectural flexibility. This coupling presents non-trivial challenges for auxiliary perceptual cue integration, results in suboptimal memory efficiency, and leads to compromised cross-hardware portability, ultimately motivating our exploration of a truly hardware-agnostic view transformation paradigm.

In this work, we propose **Fast-BEV++**, a framework inspired by Fast-BEV to deliver upgrades for deployment-oriented BEV perception. We demonstrate the accuracy-deployment trade-off is mitigated by reframing view transformation as standard, compiler-friendly tensor operations rather than a monolithic task-specific operation. Our key contributions are summarized as follows:

- We propose a view transformation paradigm decomposed as a *Index-Gather-Reshape* pipeline for vision-only BEV perception, which eliminates the dependency on custom CUDA kernels and enables a TensorRT-native implementation with zero custom plugins.
- We demonstrate that this decomposed architecture enables end-to-end learnable depth-aware fusion: by integrating learned depth priors directly into the feature gathering stage, our framework achieves significant performance gains without incurring any degradation to inference latency or deployment efficiency.
- Through comprehensive empirical evaluations, we validate that Fast-BEV++ achieves competitive 3D object detection performance on the nuScenes benchmark. Extensive tests on production-grade in-vehicle automotive edge platforms further verify that our deployment-oriented de-

sign paradigm achieves notable accuracy improvements without sacrificing real-time inference capability or perception robustness.

2. Related Works

2.1. Pure-Vision BEV Perception

Robust 3D perception serves as a fundamental cornerstone of autonomous driving. While LiDAR-based methods such as VoxelNet [24], PointRCNN [16], and PointPillars [6] have long dominated leading performance on mainstream 3D perception benchmarks, their prohibitive hardware cost and inherent sparse point cloud limitations pose critical barriers to large-scale deployment, driving the rapid rise of pure-vision BEV perception. Works including BEVDepth [7], DETR3D [18] have demonstrated the capability of this paradigm to generate semantically rich, spatially coherent 3D representations from widely available camera inputs, establishing a unified ego-centric BEV feature space as the standard foundation for downstream tasks such as 3D object detection.

2.2. View Transformation

View transformation serves as the key operation that projects multi-view 2D image features into a unified BEV representation. As an inherently ill-posed problem, it has been partially solved by deep learning models, yet existing methods still fall into two mainstream paradigms with inherent accuracy-deployment trade-offs.

The first is depth-based projection, pioneered by the LSS [2, 15] framework, which lifts 2D features to 3D space

via pixel-wise depth estimation and aggregates these 3D features into a BEV grid. Methods such as BEVFusion [13] further enhance depth estimation with strong supervision, yet they still involve heavy computation and depend on specialized operators, limiting deployment on edge platforms.

The second is query-based aggregation, represented by BEVFormer [9, 21]. It constructs BEV features via learnable queries and spatiotemporal attention without explicit depth prediction. However, attention’s quadratic complexity tends to bring high inference latency, limiting stable real-time inference on resource-constrained driving platforms. Similar problems exist in PETR [10, 11] and DETR3D.

2.3. Deployment-Oriented Optimization

A parallel line of research addresses the fundamental performance-deployment trade-off for on-board autonomous driving applications, via deployment-friendly and hardware-efficient architectural designs. M²BEV [19] laid the early foundational groundwork for efficient BEV feature extraction in multi-camera 3D perception, with streamlined view transformation pipelines that cut down redundant projection computations. MatrixVT [23] further reformulates the complex view-to-BEV vision mapping process as pure, hardware-friendly matrix multiplication via *Ring-and-Ray Decomposition*, largely reducing redundant computation overhead during inference. Meanwhile, Fast-BEV [8] introduces a novel deployment-optimized paradigm: its core *Fast-Ray transform* pre-calculates the fixed static geometric mapping from image pixel coordinates to 3D BEV voxels, stores it as a lightweight Look-Up Table (LUT), and substantially reduces end-to-end inference latency via a direct multi-view to single-voxel projection scheme, enabling real-time high-fidelity BEV feature extraction on resource-constrained edge devices.

3. Methodology

The core design philosophy of Fast-BEV++ is guided by two foundational principles: *Fast by Algorithm* and *Deployable by Design*. The model is carefully designed to fully exploit its performance and scalability. To address the fundamental trade-off between perception accuracy and on-vehicle deployment tractability, we reframe the traditional monolithic 2D-to-3D view transformation into a fully decomposed, hardware-agnostic computational pipeline, as detailed in Fig. 3.

This section elaborates on the architectural evolution, operator-native view transformation paradigm, and end-to-end depth-aware fusion mechanism of Fast-BEV++.

3.1. Limitations of Monolithic Transformation

As the key mechanism of Fast-BEV, *Fast-Ray transformation* achieves large latency reduction via a precomputed

static Look-Up Table (LUT), encapsulating the entire 2D-to-3D projection into a single opaque operation:

$$\mathbf{V}_{\text{BEV}} = \Psi(\mathbf{F}_{\text{img}}, \text{LUT}) \quad (1)$$

Despite achieving outstanding performance, this monolithic design leads to two critical deployment bottlenecks:

- **Memory Fragmentation:** The naive custom aggregation in Fast-BEV scatters multi-view features into 3D grids without organized write operations, leading to random fragmented memory access patterns. This fragmentation incurs significant data movement overhead and necessitates atomic read-modify-write operations to resolve voxel collisions. Such inefficiencies create a memory-bandwidth bottleneck, restricting the overall inference throughput on modern parallel computing platforms.
- **Architectural Rigidity:** The monolithic opaque operator Ψ creates a severe hard coupling between spatial mapping and feature extraction. This lack of transparency leads to a *hardware lock-in* effect, where the model relies on non cross-platform portable custom kernels instead of compiler-native primitives. Consequently, this structural inflexibility creates a direct barrier to augmenting the BEV representation with fine-grained external geometric information, such as depth supervision.

3.2. Operator-Native View Transformation

To remove the reliance on custom kernels and mitigate memory fragmentation, Fast-BEV++ radically reformulates the view transformation into a two-stage computational graph built solely from standard, operator-native primitives.

3.2.1. Deterministic Index Generation

Instead of the static LUT, we formulate the geometric mapping as a structured, precomputed index system designed for sequential memory access. First, given the fixed camera geometry, we establish a raw geometric correspondence by performing inverse projection for each voxel in the ego-centric BEV space. To eliminate multi-view aggregation overhead and the high-latency atomic operations typical of traditional methods, we enforce a *strict one-to-one voxel-pixel mapping* for overlapping regions. By assigning a deterministic priority to a single camera source for each voxel, we ensure that each 3D position draws from a unique 2D source and effectively resolves write-conflicts at the source.

Most importantly, we introduce a **deterministic sorting strategy** to resolve the fragmented memory issue. We rearrange all valid mappings to align strictly with the continuous spatial memory layout of the target BEV tensor following the pre-defined order. This rigorous pre-sorting process systematically queues all memory operations and transforms the transformation into two explicitly synchronized

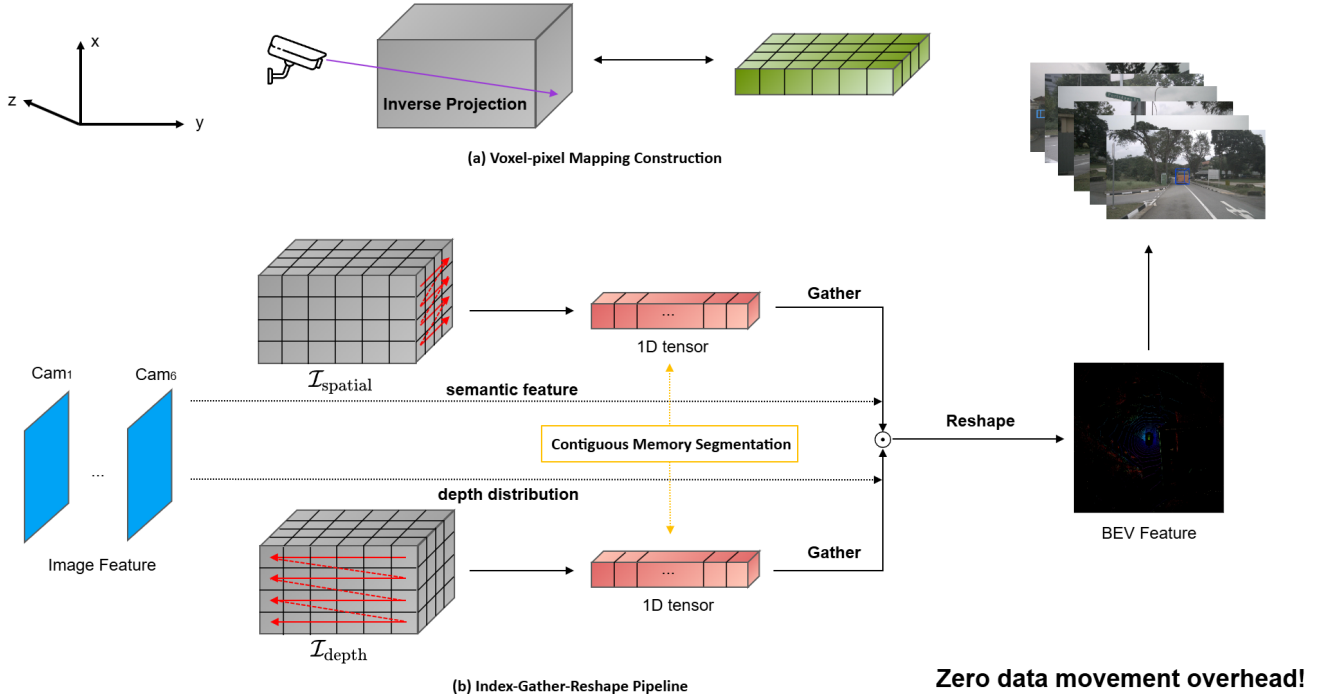


Figure 3. **Main figure.** Our *Index-Gather-Reshape* pipeline for Fast-BEV++. This deployment-oriented design decomposes 2D-to-3D view transformation into standard operations, enabling depth-aware fusion and zero data movement overhead for efficient BEV feature perception. (a) Voxel-pixel mapping: inverse projection establishes 3D voxel-2D pixel correspondences, providing core index for view transformation; (b) *Index-Gather-Reshape* pipeline: dual-branch indexes enable depth-aware gathering; contiguous memory segmentation eliminates data movement overhead.

1D dense index tensors via a mapping function $\mathcal{M}(\mathbf{p}_v)$:

$$\mathcal{M}(\mathbf{p}_v) \rightarrow \begin{cases} \mathcal{I}_{\text{spatial}} = \{(\text{Cam}_k, u_k, v_k)\}_{k=1}^N \\ \mathcal{I}_{\text{depth}} = \{(\text{Cam}_k, u_k, v_k, d_k)\}_{k=1}^N \end{cases} \quad (2)$$

where $\mathcal{I}_{\text{spatial}}$ enables sequential gathering of semantic features and $\mathcal{I}_{\text{depth}}$ provides a synchronized path for depth distribution. Aligning the index order with the physical memory layout enables hardware to stream features in a single, cache-friendly pass with zero fragmented latency.

3.2.2. Index-Gather-Reshape Operation

During inference, the 2D-to-3D transformation is executed entirely using standard compiler-friendly operators to effectively bypass the memory bottlenecks.

Modulated Native Gather. We utilize the standard *Gather* operator to perform feature extraction and depth fusion simultaneously. By querying the synchronized indices, we extract semantic features and depth probabilities, fusing them via element-wise multiplication as follows:

$$\mathbf{F}_{\text{flat}} = \underbrace{\text{Gather}(\mathbf{F}_{\text{img}}, \mathcal{I}_{\text{spatial}})}_{\text{Semantic Feature}} \odot \underbrace{\text{Gather}(\mathbf{D}_{\text{dist}}, \mathcal{I}_{\text{depth}})}_{\text{Depth Distribution}} \quad (3)$$

Because the indices were pre-sorted in previous stage, the output \mathbf{F}_{flat} is generated as a highly contiguous 1D memory buffer rather than a fragmented collection of data. This strictly sequential read-write pattern maximizes cache hit rates and completely eliminates fragmented memory movement overhead and atomic operations required in the baseline. By using native primitives, the entire process benefits from the extreme optimization provided by mainstream inference engines like TensorRT.

Zero-cost Reshape. Finally, we reconstruct the dense 3D BEV feature using the standard *Reshape* operator:

$$\mathbf{V}_{\text{BEV}} = \text{Reshape}(\mathbf{F}_{\text{flat}}, [Z, H, W, C]) \quad (4)$$

Since the order of elements in \mathbf{F}_{flat} is perfectly aligned with the target spatial dimensions (Z, H, W, C) using our deterministic sorting strategy, this *Reshape* operation is zero-cost. It involves only modifying the tensor metadata to redefine dimensions, with no arithmetic computation or physical memory movement, as the data already resides in the target physical layout.

Table 1. Comparison on the nuScenes *val* set. All models adopt one of ResNet [1], ResNeXt [20] (referred to as X), or Swin Transformer [12] as their backbones. “L”, “C”, and “D” denote LiDAR input, pure-vision (camera) input, and depth supervision, respectively; “†” indicates our method equipped with scale NMS and test-time augmentation.

Methods	Backbone	Image Res.	Modality	mAP \uparrow	mATE \downarrow	mASE \downarrow	mAOE \downarrow	NDS \uparrow
CenterPoint-Pillar [22]	-	-	L	0.503	-	-	-	0.602
CenterPoint-Voxel [22]	-	-	L	0.564	-	-	-	0.648
FCOS3D [17]	R50	900 \times 1600	C	0.295	0.806	0.268	0.511	0.372
BEVDet [5]	R50	256 \times 704	C	0.286	0.724	0.278	0.590	0.372
PETR [10]	R50	384 \times 1056	C	0.313	0.768	0.278	0.564	0.381
PETR [10]	Swin-Tiny	512 \times 1408	C	0.361	0.732	0.273	0.497	0.431
BEVDet4D [4]	Swin-Tiny	256 \times 704	C	0.323	0.674	0.272	0.503	0.453
BEVDepth [7]	R50	256 \times 704	C&D	0.351	0.639	0.267	0.479	0.475
Fast-BEV [8]	R50	256 \times 704	C	0.334	0.665	0.285	0.393	0.473
Fast-BEV † [8]	R50	256 \times 704	C	0.346	0.667	0.285	0.401	0.477
Fast-BEV++	R50	256 \times 704	C	0.344	0.656	0.285	0.512	0.478
Fast-BEV++	R50	256 \times 704	C&D	0.359	0.728	0.281	0.581	0.488
FCOS3D [17]	R101	900 \times 1600	C	0.321	0.754	0.260	0.486	0.395
BEVDet [5]	R101	512 \times 1408	C	0.349	0.637	0.269	0.490	0.417
PETR [10]	R101	512 \times 1408	C	0.357	0.710	0.270	0.490	0.421
DETR3D [18]	R101	900 \times 1600	C	0.347	0.765	0.267	0.392	0.422
MatrixVT [23]	R101	512 \times 1408	C	0.396	0.577	0.261	0.397	0.467
M ² BEV [19]	X101	900 \times 1600	C	0.417	0.647	0.275	0.377	0.470
BEVDet4D [4]	R101	640 \times 1600	C	0.396	0.619	0.260	0.361	0.515
BEVFormer [9]	R101	900 \times 1600	C	0.416	0.673	0.274	0.372	0.517
BEVDepth [7]	R101	512 \times 1408	C&D	0.412	0.565	0.266	0.358	0.535
Fast-BEV [8]	R101	900 \times 1600	C	0.402	0.582	0.278	0.304	0.531
Fast-BEV † [8]	R101	900 \times 1600	C	0.413	0.584	0.279	0.311	0.535
Fast-BEV++	R101	896 \times 1600	C	0.397	0.633	0.284	0.513	0.507
Fast-BEV++	R101	896 \times 1600	C&D	0.414	0.603	0.276	0.501	0.522

3.3. End-to-End Depth-Aware Fusion

The decomposed pipeline serves as a versatile computational foundation, enabling the integration of explicit 3D geometry with negligible impact on deployment efficiency. By transcending the inherent rigidity of monolithic architectures, this design facilitates the seamless embedding of learned depth priors into the view transformation process, effectively replacing the uniform depth assumption.

Specifically, a lightweight pixel-wise depth prediction head could be integrated in parallel with the 2D image encoder to generate a distribution \mathbf{D}_{dist} over predefined depth bins. Crucially, as the entire *Index-Gather-Reshape* pipeline is constructed from standard differentiable primitives, supervisory signals from the 3D detection head can propagate back to the 2D depth network without obstruction. This synergy enables end-to-end, global optimization, ensuring that depth estimation is directly aligned with the downstream 3D perception task. Furthermore, since depth modulation is fused into the gathering stage via element-wise operations, this significant accuracy gain is achieved with nearly zero extra inference overhead.

4. Experiments

4.1. Experimental Setup

Datasets. All experiments are conducted on the nuScenes dataset, with training and evaluation strictly following the official training and validation splits.

Metrics. We use the official standard nuScenes 3D object detection metrics: mAP for quantifying detection accuracy, mATE/mASE/mAOE for measuring the translation, scale and orientation errors of predicted 3D bounding boxes, and NDS as the integrated comprehensive metric for overall detection performance evaluation.

Training Details. All models are trained on a computing node equipped with 8 \times NVIDIA H20 (96GB) GPUs, with a total batch size of 64.

We train our models for 20 epochs using the AdamW [14] optimizer (LR = 2×10^{-4} , WD = 1×10^{-2}), along with a standard warm-up and step decay learning rate schedule. The CBGS [25] data sampling strategy is adopted during training.

Inference Details. Comprehensive inference validation

is performed on production-grade NVIDIA Jetson AGX Xavier, Horizon Robotics Journey 6E, NVIDIA Jetson AGX Orin X, and NVIDIA Tesla T4, all supporting both INT8 quantization and FP16 precision.

4.2. Main Results

We validate our framework on the nuScenes *val* set against leading methods, as shown in Table 1. Our results demonstrate that Fast-BEV++ achieves exceptional performance.

Our lightweight (R50) version, adopting a camera-only approach, achieves a highly competitive NDS score of 0.478, outperforming the original Fast-BEV (0.477 NDS) as well as the strong depth-based baseline BEVDepth (R50) (0.475 NDS). This empirical result validates that our decomposed, and deployment-efficient view transformation module inherently confers a performance gain for visual perception. Building on this foundation, activating our end-to-end depth-aware fusion mechanism (C&D) further elevates the model’s performance to 0.359 mAP and 0.488 NDS, representing a substantial improvement over all baseline methods with comparable architectural complexity.

Furthermore, our heavyweight (R101) version performs on par with leading methods. Given our core optimizations focus on inference acceleration and deployment efficiency, this result demonstrates its comprehensive performance.

4.3. Deployment Performance

To empirically validate our *Deployable by Design* philosophy, we benchmark the end-to-end inference speed (measured in FPS) of the Fast-BEV++ (R50) model across a representative set of production-grade platforms, as shown in Figure 1. We conduct comprehensive evaluations under both standard FP16 and INT8 quantization settings.

By constructing the view transformation with compiler-friendly primitives, Fast-BEV++ fully unlocks the acceleration potential of modern parallel computing hardware. Notably, our method, especially the Fast-BEV++ (R50-CBGS) variant, establishes a new *state-of-the-art* trade-off between accuracy and efficiency, achieving 134 FPS on a single Tesla T4 GPU with INT8 quantization while maintaining competitive 0.489 NDS. This validates its practical readiness for real-world, production-level deployment without relying on any custom operators.

The results summarize two key observations:

- **Performance Scaling:** The framework shows linear scaling of throughput with hardware capacity, yielding proportional speedups across platforms.
- **Low-Precision Quantization:** INT8 quantization delivers consistent efficiency gains across all platforms. On mainstream platforms including NVIDIA Orin X and T4, inference speeds exceed 100 FPS.

4.4. Ablation Study

We conducted an ablation study to disentangle the contributions of our key components, focusing on the decomposed operator-native pipeline and depth-aware representation.

Backbone Upscaling. When scaling the backbone, our Fast-BEV++ (R101) attains an mAP of 0.414, outperforming the Fast-BEV (R101) baseline. This result demonstrates that our significant performance improvements do not come at the cost of detection accuracy, confirming that our architectural refinements precisely refine feature representation and boost 3D object detection precision. In general, prioritizing the tractability of deployment catalyzes the development of more robust and high-performance practical perception systems.

Depth Supervision. We evaluate depth supervision (D) by comparing pure-vision (C) and depth-supervised (C&D) settings. Incorporating depth supervision consistently improves performance across backbone architectures, yielding notable gains in detection accuracy and perception metrics. This demonstrates depth supervision’s effectiveness in enhancing framework robustness.

5. Conclusion

Fast-BEV++ effectively overcomes the trade-off between perception performance and deployment feasibility. Our framework demonstrates that a deployment-aware design philosophy catalyzes *state-of-the-art* performance rather than limiting it. By reframing view transformation as a standard *Index-Gather-Reshape* pipeline, Fast-BEV++ achieves unprecedented deployment efficiency without compromising accuracy. This operator-native approach enables seamless deployment across diverse hardware platforms, making it suitable for production autonomous driving.

The decomposed architecture additionally enables efficient depth-aware fusion, effectively enhancing perception accuracy. Empirical validation on nuScenes establishes a new benchmark while maintaining real-time performance on production-level hardware. Fast-BEV++ represents a novel approach based on memory-efficient design, demonstrating that high performance and deployment efficiency can coexist.

References

- [1] Kaiming He, Xiangyu Zhang, Shaoqing Ren, and Jian Sun. Deep residual learning for image recognition. *arXiv preprint arXiv:1512.03385*, 2015. 5
- [2] Haotian Hu, Fanyi Wang, Jingwen Su, Yaonong Wang, Laifeng Hu, Weiye Fang, Jingwei Xu, and Zhiwang Zhang. Ea-lss: Edge-aware lift-splat-shot framework for 3d bev object detection. *arXiv preprint arXiv:2303.17895*, 2023. 2
- [3] Yi Hu, Jiazhi Yang, Li Chen, Keyu Li, Chonghao Sima, Xizhou Zhu, Siqi Chai, Senyao Du, Tianwei Lin, Wen Wang, Lewei Lu, Xiaosong Jia, Qiang Liu, Jifeng Dai, Yu Qiao, and Hongyang Li. Planning-oriented autonomous driving. *2023 IEEE/CVF Conference on Computer Vision and Pattern Recognition (CVPR)*, pages 17853–17862, 2022. 1
- [4] Junjie Huang and Guan Huang. Bevdet4d: Exploit temporal cues in multi-camera 3d object detection. *arXiv preprint arXiv:2203.17054*, 2022. 5
- [5] Junjie Huang, Guan Huang, Zheng Zhu, Ye Yun, and Dalong Du. Bevdet: High-performance multi-camera 3d object detection in bird-eye-view. *arXiv preprint arXiv:2112.11790*, 2021. 5
- [6] A. H. Lang, S. Vora, H. Caesar, L. Zhou, J. Yang, and O. Beijbom. Pointpillars: Fast encoders for object detection from point clouds. In *Proceedings of the IEEE/CVF conference on computer vision and pattern recognition, 2019*, pp. 12 697–12 705., 2019. 2
- [7] Yinhao Li, Zheng Ge, Guanyi Yu, Jinrong Yang, Zengran Wang, Yukang Shi, Jianjian Sun, and Zeming Li. Bevdepth: Acquisition of reliable depth for multi-view 3d object detection. *arXiv preprint arXiv:2206.10092*, 2022. 1, 2, 5
- [8] Yanguang Li, Bin Huang, Zeren Chen, Yufeng Cui, Feng Liang, Mingzhu Shen, Fenggang Liu, Enze Xie, Lu Sheng, Wanli Ouyang, et al. Fast-bev: A fast and strong bird’s-eye view perception baseline. *arXiv preprint arXiv:2301.12511*, 2023. 1, 3, 5
- [9] Zhiqi Li, Wenhao Wang, Hongyang Li, Enze Xie, Chonghao Sima, Tong Lu, Yu Qiao, and Jifeng Dai. Bevformer: Learning bird’s-eye-view representation from multi-camera images via spatiotemporal transformers. *arXiv preprint arXiv:2203.17270*, 2022. 1, 3, 5
- [10] Yingfei Liu, Tiancai Wang, Xiangyu Zhang, and Jian Sun. Petr: Position embedding transformation for multi-view 3d object detection. *arXiv preprint arXiv:2203.05625*, 2022. 3, 5
- [11] Yingfei Liu, Junjie Yan, Fan Jia, Shuailin Li, Qi Gao, Tiancai Wang, Xiangyu Zhang, and Jian Sun. Petr2: A unified framework for 3d perception from multi-camera images. *arXiv preprint arXiv:2206.01256*, 2022. 3
- [12] Ze Liu, Yutong Lin, Yue Cao, Han Hu, Yixuan Wei, Zheng Zhang, Stephen Lin, and Baining Guo. Swin transformer: Hierarchical vision transformer using shifted windows. In *Proceedings of the IEEE/CVF International Conference on Computer Vision (ICCV)*, 2021. 5
- [13] Zhijian Liu, Haotian Tang, Alexander Amini, Xingyu Yang, Huizi Mao, Daniela Rus, and Song Han. Bevfusion: Multi-task multi-sensor fusion with unified bird’s-eye view representation. In *IEEE International Conference on Robotics and Automation (ICRA)*, 2023. 1, 3
- [14] Ilya Loshchilov and Frank Hutter. Decoupled weight decay regularization. In *International Conference on Learning Representations*, 2017. 5
- [15] Jonah Philion and Sanja Fidler. Lift, splat, shoot: Encoding images from arbitrary camera rigs by implicitly unprojecting to 3d. In *European Conference on Computer Vision*, pages 194–210, 2020. 1, 2
- [16] Shaoshuai Shi, Xiaogang Wang, and Hongsheng Li. Pointcnn: 3d object proposal generation and detection from point cloud. In *Proceedings of the IEEE/CVF Conference on Computer Vision and Pattern Recognition (CVPR)*, pages 770–779, 2019. 2
- [17] Tai Wang, Xinge Zhu, Jiangmiao Pang, and Dahua Lin. Fcos3d: Fully convolutional one-stage monocular 3d object detection. In *Proceedings of the IEEE/CVF International Conference on Computer Vision (ICCV)*, pages 913–922, 2021. 5
- [18] Yilun Wang, Vitor Campagnolo Guizilini, Tianyuan Zhang, Yilun Wang, Hang Zhao, and Justin Solomon. Detr3d: 3d object detection from multi-view images via 3d-to-2d queries. In *Conference on Robot Learning (CoRL)*, pages 180–191. PMLR, 2022. 2, 5
- [19] Enze Xie, Zhiding Yu, Daquan Zhou, Jonah Philion, Anima Anandkumar, Sanja Fidler, Ping Luo, and Jose M Alvarez. M2bev: Multi-camera joint 3d detection and segmentation with unified birds-eye view representation. In *arXiv preprint arXiv:2204.05088*, 2022. 3, 5
- [20] Saining Xie, Ross Girshick, Piotr Dollár, Zhuowen Tu, and Kaiming He. Aggregated residual transformations for deep neural networks. *arXiv preprint arXiv:1611.05431*, 2016. 5
- [21] Chenyu Yang, Yuntao Chen, Haofei Tian, Chenxin Tao, Xizhou Zhu, Zhaoxiang Zhang, Gao Huang, Hongyang Li, Y. Qiao, Lewei Lu, Jie Zhou, and Jifeng Dai. Bevformer v2: Adapting modern image backbones to bird’s-eye-view recognition via perspective supervision. *ArXiv*, 2022. 3
- [22] Tianwei Yin, Xingyi Zhou, and Philipp Krährenbühl. Center-based 3d object detection and tracking. In *Proceedings of the IEEE/CVF Conference on Computer Vision and Pattern Recognition (CVPR)*, pages 11784–11793, 2021. 5
- [23] Hongyu Zhou, Zheng Ge, Zeming Li, and Xiangyu Zhang. Matrixvt: Efficient multi-camera to bev transformation for 3d perception. *arXiv preprint arXiv:2211.10593*, 2022. 3, 5
- [24] Y. Zhou and O. Tuzel. Voxelnet: End-to-end learning for point cloud based 3d object detection. In *Proceedings of the IEEE conference on computer vision and pattern recognition, 2018*, pp. 4490–4499., 2018. 2
- [25] Benjin Zhu, Zhengkai Jiang, Xiangxin Zhou, Zeming Li, and Gang Yu. Class-balanced grouping and sampling for point cloud 3d object detection. *ArXiv*, abs/1908.09492, 2019. 5