

# On radiative corrections to inverse beta decay at low energies

Oleksandr Tomalak

*Institute of Theoretical Physics, Chinese Academy of Sciences, Beijing & 100190, P. R. China*

(Dated: December 10, 2025)

We compute electromagnetic radiative corrections in the inverse beta decay,  $\bar{\nu}_e + p \rightarrow e^+ + n$ , at reactor antineutrino energies within the heavy baryon chiral perturbation theory, provide the most accurate cross-section predictions for this process, and present a complete error budget. For the first time, we consistently include quantum electrodynamics, chromodynamics, and electroweak contributions and present the positron energy spectrum accounting for radiative corrections. Our calculation also improves on previous evaluations by incorporating permille-level contributions. The results can be readily applied to normalize the reactor antineutrino flux, make precise measurements of neutrino oscillation parameters, and search for new physics at nuclear power plants.

## INTRODUCTION

Inverse beta decay (IBD) is a primary detection channel in neutrino and nuclear physics experiments using reactor antineutrinos. Its distinctive prompt-delayed MeV-photon time signature allows for efficient rejection of background events. The IBD cross sections relate antineutrino flux to observable event rates [1, 2] and serve as key input for extracting neutrino oscillation parameters in medium-baseline reactor experiments. These measurements have already provided the first definitive result for the oscillation parameter  $\theta_{13}$  [3] and achieved %-level precision for  $\theta_{13}$  and the squared neutrino mass difference  $|\Delta m_{32}^2|$ . Building on these successes, the Jiangmen Underground Neutrino Observatory (JUNO) [4, 5] aims to extract solar neutrino oscillation parameters, both the mixing angle and squared mass difference, with sub-percent precision and to determine the neutrino mass hierarchy with  $3\sigma$  significance. Notably, the first measurement of reactor neutrino oscillations by JUNO has improved the accuracy of the solar oscillation parameters by a factor  $\sim 1.6$  [6, 7]. Achieving such high precision requires accurate incorporation of IBD cross sections. Although oscillation analysis can eliminate cross-section uncertainties in simplified models of straight-line oscillations, the reality is more complex: both JUNO and predominantly JUNO-TAO detectors observe antineutrinos mainly from two different nuclear power plants at varying distances from the reactor core. Consequently, IBD cross sections and associated uncertainties cannot be fully excluded in oscillation analyses, particularly in the JUNO spectral analysis. In this context, percent-level quantum electrodynamics (QED) radiative corrections must be consistently incorporated to avoid bias in cross sections, experimental observables, and extracted oscillation parameters such as  $\theta_{12}$ ,  $\theta_{13}$ ,  $\Delta m_{21}^2$ , and  $\Delta m_{32}^2$ . Furthermore, all percent-level effects are important for searches for new physics, description of antineutrino fluxes, calibration of energy spectra at nuclear power plants, and reconstruction of supernova (anti)neutrino events.

Radiative corrections and various contributions to IBD cross sections have been evaluated over several decades in

Refs. [8–31]. In Ref. [8], QED contributions were first included after accounting for high-energy electroweak and quantum chromodynamics (QCD) corrections with the treatment of “inner” radiative corrections by current algebra approach, which works with the full field and interaction contents of the Standard Model. Later on, an alternative consistent treatment of electroweak and QCD radiative corrections as short-distance contributions in a controlled low-energy effective field theory, the heavy baryon chiral perturbation theory (HBChPT), was proposed in Refs. [32] and [24]. HBChPT provides a systematic expansion in powers of  $\frac{q_{\text{ext}}}{m_\pi}$  and  $\frac{m_\pi}{\Lambda_\chi}$  with the characteristic momentum transfer in the process  $q_{\text{ext}}$ , the pion mass  $m_\pi$ , and the chiral scale  $\Lambda_\chi = 4\pi F_\pi \approx 1$  GeV, where  $F_\pi$  is the pion decay constant. As for a typical low-energy process, IBD cross sections are usually formulated in a recoil expansion, i.e., an expansion in powers of the inverse nucleon mass  $m_N$ . The leading terms of this expansion are known analytically and were independently determined by several groups. QED radiative corrections in HBChPT were first formulated in Ref. [24] without numerical evaluations due to the lack of an appropriate determination of the low-energy coupling constants (LECs).

In this work, we opt for the HBChPT treatment of IBD cross sections and benefit from a recent systematic effective field theory (EFT) determination of the low-energy vector coupling constant  $g_V$  in Ref. [33]. Besides the consistent EFT separation of QED radiative corrections that improves the accuracy of cross-section predictions, we update the evaluation of bremsstrahlung contributions by fully analytically integrating over phase space without the zero-recoil approximation in the final-state kinematics. Nevertheless, this approach violates the rigorous EFT power counting; it allows capture of the leading  $1/m_N$  enhancements near kinematic endpoints. We perform the calculation by applying the technique from Ref. [34] further developed in Refs. [35–39]. This allows us to provide the positron energy spectrum for the first time, complementing improvements over the previous works in the energy spectrum with respect to the sum of the positron and photon energies. Additionally,

we provide a few 2- and 3-dimensional distributions to properly account for the effects of a radiated photon on detector signatures.

### INVERSE BETA DECAY

We study the charged-current antineutrino-proton elastic scattering,  $\bar{\nu}_e + p \rightarrow e^+ + n$ , assuming protons at rest in the laboratory frame. We denote the proton velocity 4-vector as  $v^\rho$  and the spin operator as  $S^\rho$ . The typical reactor antineutrino energy  $E_{\bar{\nu}_e}$  is below  $E_{\bar{\nu}_e} \lesssim 10$  MeV, allowing us to consider nucleons as heavy fields and work in the effective field theory without pions. All electroweak and QCD contributions from energy scales above the 1-10 MeV scale of the experiment are included in the low-energy vector  $g_V$  and axial-vector  $g_A$  coupling constants of the effective Lagrangian  $\mathcal{L}$  [32, 40, 41],

$$\mathcal{L} = -\sqrt{2}G_F V_{ud}^* \bar{\nu}_e \gamma_\rho \bar{e} \cdot \bar{n} (g_V v^\rho - 2g_A S^\rho) p + \text{h.c.}, \quad (1)$$

with the scale-independent Fermi coupling constant  $G_F = 1.1663787(6) \times 10^{-5} \text{ GeV}^{-2}$  [42–45] and the Cabibbo-Kobayashi-Maskawa (CKM) quark mixing matrix element  $V_{ud}$  [46–48].  $p$  and  $n$  are the proton and neutron heavy-fermion fields.  $\bar{e}$  and  $\bar{\nu}_e$  denote the positron and antineutrino fields, respectively. The same Lagrangian describes another precisely-measured low-energy charged-current reaction with nucleons: the neutron decay [32, 33, 49, 50].

We evaluate IBD cross sections and all types of corrections starting from the Lagrangian in Eq. (1). For numerical estimates, we use LECs at the chiral renormalization scale  $\mu_\chi$  near the electron mass  $m_e$ . We take values from Refs. [33, 51–57] for the vector coupling constant  $g_V(\mu_\chi = m_e) = 1.02499(13)$ . The ratio of axial-vector-to-vector coupling constants is  $\lambda \equiv g_A/g_V = 1.2754(13)$ , taken from PDG [58–61] and extracted from measurements of the correlation between the neutron spin and electron momentum in polarized neutron decay. To avoid uncertainties from discrepancies in neutron lifetime measurements [62–65], we use  $g_A$ -independent extractions from superallowed nuclear beta decays for the CKM matrix element. This gives  $V_{ud} = 0.97348(31)$  [66].

### QED RADIATIVE CORRECTIONS

In applications with reactor antineutrinos, it is sufficient to expand the effective Lagrangian in the electromagnetic coupling constant  $\alpha$  and to account for the well-known leading recoil and nucleon-structure corrections, neglecting radiative-recoil and chirally-suppressed contributions. The corresponding leading in nucleon recoil QED radiative corrections can be formulated as the evaluation of the virtual photon exchange diagram in Fig. 1

below, accounting also for the external field renormalization factors, and inclusion of the radiation of one real photon by an electrically-charged positron and proton, cf. Fig. 2.

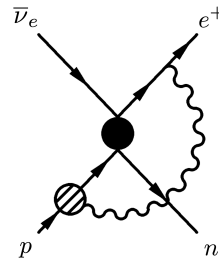


FIG. 1. One-loop virtual QED correction in IBD.

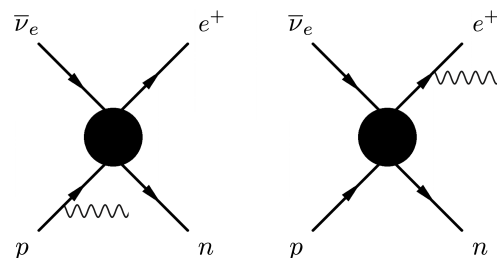


FIG. 2. Leading in nucleon recoil one-photon bremsstrahlung contributions to IBD process:  $\bar{\nu}_e + p \rightarrow e^+ + n + \gamma$ .

The recoil positron energy in radiation-free IBD can be determined by the incoming antineutrino energy up to  $1/m_N$  corrections, which allows us to reconstruct the antineutrino energy in each interaction occurrence. The radiated photon can take away some energy from the positron and result in lower positron energies down to its rest mass. Therefore, precise measurements have to include radiative inverse beta decay events as part of the event simulation to account for the non-linearity and particle-dependence of energy responses [6, 7, 67].

We perform the calculation of QED radiative corrections in  $\overline{\text{MS}}_\chi$  renormalization scheme [33, 50, 68] and regulate infrared divergences by a small photon mass, observing the cancellation between the virtual diagram and the soft-photon phase-space contribution. Ultraviolet divergences are absorbed into renormalized LECs  $g_V$  and  $g_A$  of the effective Lagrangian in Eq. (1).

The virtual QED corrections [24] and external field renormalizations coincide with those in the neutron beta decay, besides the absence in IBD of the well-known Coulomb corrections that can be expressed in terms of the non-relativistic Fermi function [33, 42, 69–84], when

evaluated in the neutron rest frame [32, 33, 41]. We also reproduce the known results for the leading in recoil real radiation at the level of the squared matrix elements from Refs. [21, 24, 32, 85–88], prior to performing the phase-space integrations. The exact expression for the bremsstrahlung in IBD is known from applications to the neutron decay under the assumption of no recoil for the nucleon. We perform phase-space integration in radiative IBD without kinematic approximations and obtain slightly different results at the endpoint regions compared to the available literature. We provide all steps of the evaluation, detailed analysis, thorough comparison to prior calculations, and analytic expressions for radiative cross sections and energy spectra in our accompanying paper.

## RESULTS AND DISCUSSION

First, we present the total IBD,  $\bar{\nu}_e + p \rightarrow e^+ + n + (\gamma)$ , cross section  $\sigma$  accounting for all effects at half-a-permille level as a function of the antineutrino energy  $E_{\bar{\nu}_e}$  in Fig. 3, cf. the upper panel. We compare our results to the conventional parameterization of IBD cross sections from Ref. [20], and prior approaches to radiative corrections from Refs. [19, 30] and from Refs. [11, 16, 21, 24]. QED radiative corrections shift the cross-section predictions downwards by around 1-2%. The net effect of short-distance electroweak and QCD contributions is approximately of the same size but enters with the opposite sign. We also provide the resulting relative error  $\frac{\delta\sigma}{\sigma}$  for the total cross section as a function of the antineutrino energy  $E_{\bar{\nu}_e}$  in the lower panel of Fig. 3 and identify the axial-vector-to-vector coupling constant ratio  $\lambda$  and the CKM matrix element  $V_{ud}$  as dominant sources of the theoretical uncertainty, in agreement with Refs. [20] and [30]. The resulting error can be well approximated as 1.85‰ across the entire reactor antineutrino energy range. Our calculation provides a significant improvement in the central value of the total IBD cross section. Outside of the IBD threshold region, deviations to previous treatments of QED radiative corrections, after the proper implementation as it is summarized in Ref. [24], are at the level 1-2‰ mainly due to improvement in this paper on radiative corrections in the vicinity of the kinematic endpoints.

Our predictions deviate from the commonly-used IBD cross-section parameterization from Ref. [20] by around 1%. Such differences are important for understanding the reactor antineutrino anomalies: (i)  $\sim 6\%$  deficit in

overall rates of reactor antineutrinos after averaging over the world data [89] that, however, seems to be resolved by properly accounting for reference spectra of fission electrons [90–99], though can be still a subject to unaccounted uncertainties due to the incompleteness or biases in the nuclear databases; (ii)  $\sim 10\%$  event excess in the 4-6 MeV energy range observed by RENO [100], Daya Bay [101–103], PROSPECT [104, 105], STEREO [106, 107], NEOS [108], Double Chooz [109, 110], SoLid [111], and Neutrino-4 [112]. Our improvements can account for around 10-15% of the remaining 5-MeV bump [1, 2, 90–99, 113] by shifting the experiment vs. theory differences for the antineutrino energy spectrum in the right direction. Our refinement of IBD scattering cross sections improves the precise understanding of the reactor antineutrino flux normalization.

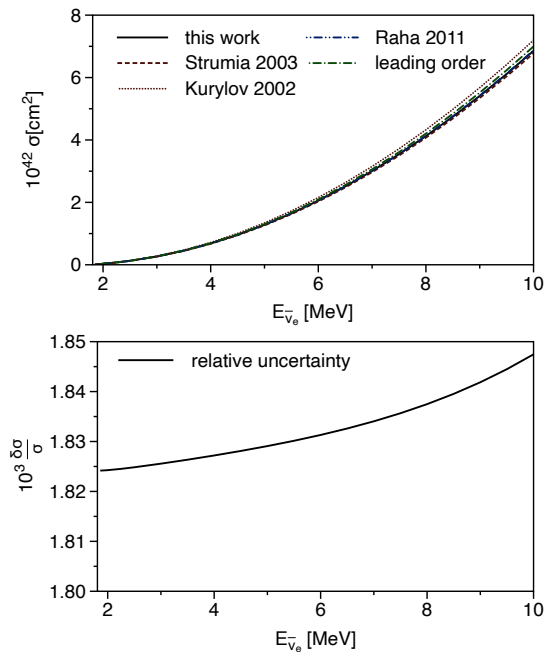


FIG. 3. Total IBD cross section is presented as a function of the antineutrino energy  $E_{\bar{\nu}_e}$  in the upper panel. The relative uncertainty, dominated by experimental errors of  $\lambda$  and  $V_{ud}$ , is shown in the lower panel. Our result is compared to the cross-section parameterization in Ref. [20], labeled as “Strumia 2003”, predictions based on the treatment of radiative corrections in Ref. [19], labeled as “Kurylov 2002”, and radiative corrections from Refs. [11, 16, 21, 24], labeled as “Raha 2011”.

Next, we compare the resulting differential cross sections  $d\sigma$  to the leading-order prediction  $d\sigma_{\text{LO}}$  for the fixed antineutrino energy as a function of a recoil en-

ergy  $\bar{E}$ , which corresponds either to the positron energy  $\bar{E} = E_e$  or the electromagnetic energy  $\bar{E} = E_e + E_\gamma$ , the sum of the positron  $E_e$  and photon  $E_\gamma$  energies. We

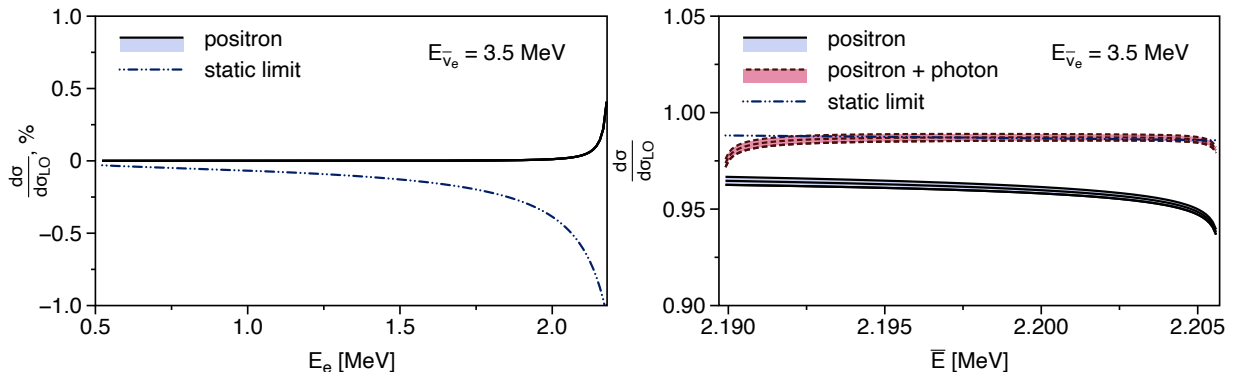


FIG. 4. Relative contribution of QED radiative corrections to the positron and electromagnetic energy spectra in IBD is presented for the typical antineutrino energy  $E_{\bar{\nu}_e} = 3.5$  MeV as a function of the positron or electromagnetic energy. We compare our calculation to the electromagnetic energy spectrum in Refs. [11, 16, 21, 24], labeled as “static limit”. The left panel illustrates the radiative kinematic region, while the right panel represents the narrow range of the elastic IBD.  $\bar{E}$  refers either to the positron or electromagnetic energy in the right panel.

present the ratio  $\frac{d\sigma}{d\sigma_{LO}}$  for such a spectra in Fig. 4 for the representative antineutrino energy at nuclear power plants  $E_{\bar{\nu}_e} = 3.5$  MeV and compare our results to evaluations of radiative phase-space integrals for the electromagnetic energy spectrum with the no-recoil approximation in Refs. [11, 16, 21, 24], labeled as “static limit”. In the left panel, we show results for the kinematics allowed only in the radiative process. We notice that previous calculations of radiative corrections to the electromagnetic energy spectrum result in negative radiative cross sections and, therefore, should not be applied in this region of positron energies. In the right panel, we illustrate the spectral distortions in the elastic IBD kinematics. The positron energy spectrum changes significantly within the allowed kinematic range and exhibits logarithmic enhancements below the kinematic limits of the elastic process. Contrary, the electromagnetic energy spectrum is relatively flat with logarithmic behavior near both endpoints of allowed for this spectrum elastic IBD kinematics. Besides these logarithmic corrections, the electromagnetic energy spectrum is in perfect agreement with commonly-used radiative corrections [11, 16, 21, 24] evaluated in the static limit. By this, we confirm that the analytic result as summarized in Ref. [24] is correct and might serve as a first approximation for QED radiative corrections to IBD cross sections in liquid scintillator detectors.

Compared to previous works, we exploit the heavy-nucleon fields both to determine the LECs  $g_V$  and  $g_A$  and to evaluate QED radiative corrections. It allows us to consistently control the contribution to the IBD cross section from the constant terms of order  $\mathcal{O}\left(\frac{\alpha}{\pi}\right)$ . Additionally, we present for the first time the positron energy spectrum, double- and triple-differential distributions, and clarify various types of one-dimensional cross sections. Our results agree with Refs. [15, 18, 19, 21, 22]

both for virtual and real QED radiative corrections in the soft-photon approximation. Moreover, we confirm the collinear region of radiative corrections from Refs. [37] and [38]. In agreement with these references, results in the static limit from Refs. [10, 11, 19, 21, 24, 27, 37, 38], and the Kinoshita-Lee-Nauenberg theorem [114–117] in general, our predictions for the electromagnetic energy spectrum are free from collinear singularities. By contrast, the positron energy spectrum diverges as one power of the logarithm from the positron mass in the collinear limit  $m_e \rightarrow 0$ , as it was observed in Ref. [9].

## CONCLUSION

In this work, we improved calculations of radiative corrections in the inverse beta decay process at reactor antineutrino energies, below 10 MeV. For the first time, we consistently included quantum electrodynamics, electroweak, and quantum chromodynamics corrections within the framework of heavy-baryon chiral perturbation theory, presented the positron energy spectrum, and performed the fully analytical phase-space integration for radiative IBD without the static-limit approximation. Additionally, we clarified ranges of positron kinematics and observables in the presence of radiated photons. Our results indicate the unaccounted few-percent and few-permille radiative effects in IBD cross sections. In this work, we provided rigorous error estimates and accounted for all relevant effects at the percent-level precision in the calculation of unpolarized cross sections and various energy spectra, aligned with the precision goals of current and future neutrino and nuclear physics experiments. Our calculation serves as a basis for precise charged-current elastic scattering cross sections induced both by neutrinos and antineutrinos from foreseeable supernova explosions.

## ACKNOWLEDGMENTS

FeynCalc [118, 119], LoopTools [120], JaxoDraw [121], Mathematica [122], and DataGraph [123] were extremely useful in this work. This work is supported by the National Science Foundation of China under Grants No. 12347105 and No. 12447101.

- 
- [1] P. Huber, Phys. Rev. C **84**, 024617 (2011), [Erratum: Phys.Rev.C 85, 029901 (2012)], arXiv:1106.0687 [hep-ph].
- [2] T. A. Mueller *et al.*, Phys. Rev. C **83**, 054615 (2011), arXiv:1101.2663 [hep-ex].
- [3] D. Adey *et al.* (Daya Bay), Phys. Rev. Lett. **121**, 241805 (2018), arXiv:1809.02261 [hep-ex].
- [4] F. An *et al.* (JUNO), J. Phys. G **43**, 030401 (2016), arXiv:1507.05613 [physics.ins-det].
- [5] A. Abusleme *et al.* (JUNO), Prog. Part. Nucl. Phys. **123**, 103927 (2022), arXiv:2104.02565 [hep-ex].
- [6] A. Abusleme *et al.* (JUNO), (2025), arXiv:2511.14593 [hep-ex].
- [7] A. Abusleme *et al.* (JUNO), (2025), arXiv:2511.14590 [hep-ex].
- [8] A. Sirlin, Rev. Mod. Phys. **50**, 573 (1978), [Erratum: Rev.Mod.Phys. 50, 905 (1978)].
- [9] D. A. Dicus, E. W. Kolb, A. M. Gleeson, E. C. G. Sudarshan, V. L. Teplitz, and M. S. Turner, Phys. Rev. D **26**, 2694 (1982).
- [10] P. Vogel, Phys. Rev. D **29**, 1918 (1984).
- [11] S. A. Fayans, Sov. J. Nucl. Phys. **42**, 590 (1985).
- [12] D. Y. Bardin and V. A. Dokuchaeva, Nucl. Phys. B **246**, 221 (1984).
- [13] D. Y. Bardin and V. A. Dokuchaeva, Sov. J. Nucl. Phys. **43**, 975 (1986).
- [14] D. Seckel, (1993), arXiv:hep-ph/9305311.
- [15] I. S. Towner, Phys. Rev. C **58**, 1288 (1998).
- [16] P. Vogel and J. F. Beacom, Phys. Rev. D **60**, 053003 (1999), arXiv:hep-ph/9903554.
- [17] C. J. Horowitz, Phys. Rev. D **65**, 043001 (2002), arXiv:astro-ph/0109209.
- [18] A. Kurylov, M. J. Ramsey-Musolf, and P. Vogel, Phys. Rev. C **65**, 055501 (2002), arXiv:nucl-th/0110051.
- [19] A. Kurylov, M. J. Ramsey-Musolf, and P. Vogel, Phys. Rev. C **67**, 035502 (2003), arXiv:hep-ph/0211306.
- [20] A. Strumia and F. Vissani, Phys. Lett. B **564**, 42 (2003), arXiv:astro-ph/0302055.
- [21] M. Fukugita and T. Kubota, Acta Phys. Polon. B **35**, 1687 (2004), arXiv:hep-ph/0403149.
- [22] M. Fukugita and T. Kubota, Phys. Rev. D **72**, 071301 (2005), [Erratum: Phys.Rev.D 74, 039906 (2006)], arXiv:hep-ph/0509123.
- [23] P. Vogel, Nucl. Phys. A **777**, 340 (2006).
- [24] U. Raha, F. Myhrer, and K. Kubodera, Phys. Rev. C **85**, 045502 (2012), [Erratum: Phys.Rev.C 86, 039903 (2012)], arXiv:1112.2007 [hep-ph].
- [25] T. Leitner, L. Alvarez-Ruso, and U. Mosel, Phys. Rev. C **73**, 065502 (2006), arXiv:nucl-th/0601103.
- [26] A. C. Hayes and P. Vogel, Ann. Rev. Nucl. Part. Sci. **66**, 219 (2016), arXiv:1605.02047 [hep-ph].
- [27] A. M. Ankowski, (2016), arXiv:1601.06169 [hep-ph].
- [28] C. Giunti, (2016), arXiv:1602.00215 [hep-ph].
- [29] A. N. Ivanov, (2017), arXiv:1705.09573 [hep-ph].
- [30] G. Ricciardi, N. Vignaroli, and F. Vissani, JHEP **08**, 212, arXiv:2206.05567 [hep-ph].
- [31] D. Altarawneh, R. Höllwieser, and M. Wellenzohn, Universe **10**, 415 (2024), arXiv:2401.03066 [hep-ph].
- [32] S. Ando, H. W. Fearing, V. P. Gudkov, K. Kubodera, F. Myhrer, S. Nakamura, and T. Sato, Phys. Lett. B **595**, 250 (2004), arXiv:nucl-th/0402100.
- [33] V. Cirigliano, W. Dekens, E. Mereghetti, and O. Tomalak, Phys. Rev. D **108**, 053003 (2023), arXiv:2306.03138 [hep-ph].
- [34] M. Ram, Phys. Rev. **155**, 1539 (1967).
- [35] O. Tomalak and R. J. Hill, Phys. Rev. D **101**, 033006 (2020), arXiv:1907.03379 [hep-ph].
- [36] O. Tomalak, Phys. Lett. B **829**, 137108 (2022), arXiv:2112.12395 [hep-ph].
- [37] O. Tomalak, Q. Chen, R. J. Hill, and K. S. McFarland, Nature Commun. **13**, 5286 (2022), arXiv:2105.07939 [hep-ph].
- [38] O. Tomalak, Q. Chen, R. J. Hill, K. S. McFarland, and C. Wret, Phys. Rev. D **106**, 093006 (2022), arXiv:2204.11379 [hep-ph].
- [39] O. Tomalak, K. Borah, R. J. Hill, K. S. McFarland, and D. Ruterbories, Phys. Rev. D **107**, 093005 (2023), arXiv:2211.15947 [hep-ph].
- [40] A. Falkowski, M. González-Alonso, A. Palavrić, and A. Rodríguez-Sánchez, JHEP **02**, 091, arXiv:2112.07688 [hep-ph].
- [41] V. Cirigliano, J. de Vries, L. Hayen, E. Mereghetti, and A. Walker-Loud, Phys. Rev. Lett. **129**, 121801 (2022), arXiv:2202.10439 [nucl-th].
- [42] E. Fermi, Z. Phys. **88**, 161 (1934).
- [43] R. P. Feynman and M. Gell-Mann, Phys. Rev. **109**, 193 (1958).
- [44] T. van Ritbergen and R. G. Stuart, Nucl. Phys. B **564**, 343 (2000), arXiv:hep-ph/9904240.
- [45] V. Tishchenko *et al.* (MuLan), Phys. Rev. D **87**, 052003 (2013), arXiv:1211.0960 [hep-ex].
- [46] N. Cabibbo, Phys. Rev. Lett. **10**, 531 (1963).
- [47] M. Kobayashi and T. Maskawa, Prog. Theor. Phys. **49**, 652 (1973).
- [48] P. A. Zyla *et al.* (Particle Data Group), PTEP **2020**, 083C01 (2020).
- [49] O. Tomalak, Few Body Syst. **64**, 23 (2023), arXiv:2302.00642 [hep-ph].
- [50] V. Cirigliano, W. Dekens, E. Mereghetti, and O. Tomalak, Phys. Rev. D **111**, 053005 (2025), arXiv:2410.21404 [nucl-th].
- [51] W. J. Marciano and A. Sirlin, Phys. Rev. Lett. **96**, 032002 (2006), arXiv:hep-ph/0510099.
- [52] C. Y. Seng, M. Gorchtein, and M. J. Ramsey-Musolf, Phys. Rev. D **100**, 013001 (2019), arXiv:1812.03352 [nucl-th].
- [53] C.-Y. Seng, M. Gorchtein, H. H. Patel, and M. J. Ramsey-Musolf, Phys. Rev. Lett. **121**, 241804 (2018), arXiv:1807.10197 [hep-ph].
- [54] A. Czarnecki, W. J. Marciano, and A. Sirlin, Phys. Rev. D **100**, 073008 (2019), arXiv:1907.06737 [hep-ph].
- [55] L. Hayen, Phys. Rev. D **103**, 113001 (2021), arXiv:2010.07262 [hep-ph].
- [56] K. Shiells, P. G. Blunden, and W. Melnitchouk, Phys. Rev. D **104**, 033003 (2021), arXiv:2012.01580 [hep-ph].

- [57] F. Moretti, M. Gorbahn, and S. Jäger, (2025), arXiv:2510.27648 [hep-ph].
- [58] M. Beck *et al.*, Phys. Rev. C **101**, 055506 (2020), arXiv:1908.04785 [nucl-ex].
- [59] S. Navas *et al.* (Particle Data Group), Phys. Rev. D **110**, 030001 (2024).
- [60] J. Beringer (PDG), Nuovo Cim. C **47**, 206 (2024).
- [61] R. L. Workman *et al.* (Particle Data Group), PTEP **2022**, 083C01 (2022).
- [62] F. E. Wietfeldt, Atoms **6**, 70 (2018).
- [63] A. Czarnecki, W. J. Marciano, and A. Sirlin, Phys. Rev. Lett. **120**, 202002 (2018), arXiv:1802.01804 [hep-ph].
- [64] D. Castelvecchi, Nature **598** (2021).
- [65] S. Gardner and M. Zakeri, Universe **10**, 67 (2024), arXiv:2311.13649 [hep-ph].
- [66] J. C. Hardy and I. S. Towner, Phys. Rev. C **102**, 045501 (2020).
- [67] D. Adey *et al.* (Daya Bay), Nucl. Instrum. Meth. A **940**, 230 (2019), arXiv:1902.08241 [physics.ins-det].
- [68] J. Gasser and H. Leutwyler, Annals Phys. **158**, 142 (1984).
- [69] G. Gamow, Z. Phys. **51**, 204 (1928).
- [70] A. Sommerfeld, Annalen Phys. **403**, 257 (1931).
- [71] E. J. Konopinski and G. E. Uhlenbeck, Phys. Rev. **48**, 7 (1935).
- [72] M. Morita, Prog. Theor. Phys. Suppl. **26**, 1 (1963).
- [73] F. L. Wilson, Am. J. Phys. **36**, 1150 (1968).
- [74] T. A. Halpern and B. Chern, Phys. Rev. **175**, 1314 (1968).
- [75] T. A. Halpern, Phys. Rev. C **1**, 1928 (1970).
- [76] D. H. Wilkinson, Nucl. Phys. A **377**, 474 (1982).
- [77] A. H. Hoang, Phys. Rev. D **56**, 7276 (1997), arXiv:hep-ph/9703404.
- [78] A. H. Hoang, Phys. Rev. D **56**, 5851 (1997), arXiv:hep-ph/9704325.
- [79] A. Czarnecki and K. Melnikov, Phys. Rev. Lett. **80**, 2531 (1998), arXiv:hep-ph/9712222.
- [80] M. Beneke, A. Signer, and V. A. Smirnov, Phys. Lett. B **454**, 137 (1999), arXiv:hep-ph/9903260.
- [81] M. Hoferichter, B. Kubis, and U. G. Meißner, Nucl. Phys. A **833**, 18 (2010), arXiv:0909.4390 [hep-ph].
- [82] A. Matsuzaki and H. Tanaka, Phys. Rev. C **86**, 065502 (2012), arXiv:1203.6461 [hep-ph].
- [83] A. Matsuzaki and H. Tanaka, (2013), arXiv:1310.4082 [hep-th].
- [84] R. J. Hill and R. Plestid, Phys. Rev. Lett. **133**, 021803 (2024), arXiv:2309.07343 [hep-ph].
- [85] A. Sirlin, Phys. Rev. **164**, 1767 (1967).
- [86] A. Garcia and M. Maya, Phys. Rev. D **17**, 1376 (1978).
- [87] V. Bernard, S. Gardner, U. G. Meißner, and C. Zhang, Phys. Lett. B **593**, 105 (2004), [Erratum: Phys.Lett.B 599, 348–348 (2004)], arXiv:hep-ph/0403241.
- [88] S. Gardner and D. He, Phys. Rev. D **86**, 016003 (2012), arXiv:1202.5239 [hep-ph].
- [89] C. Giunti, Y. F. Li, C. A. Ternes, and Z. Xin, Phys. Lett. B **829**, 137054 (2022), arXiv:2110.06820 [hep-ph].
- [90] M. Estienne *et al.*, Phys. Rev. Lett. **123**, 022502 (2019), arXiv:1904.09358 [nucl-ex].
- [91] L. Hayen, J. Kostensalo, N. Severijns, and J. Suhonen, Phys. Rev. C **100**, 054323 (2019), arXiv:1908.08302 [nucl-th].
- [92] Y.-F. Li and D. Zhang, Phys. Rev. D **100**, 053005 (2019), arXiv:1904.07791 [hep-ph].
- [93] S. V. Silaeva and V. V. Sinev, (2020), arXiv:2012.09917 [nucl-ex].
- [94] A. Letourneau, V. Savu, D. Lhuillier, T. Lasserre, T. Materna, G. Mention, X. Mougeot, A. Onillon, L. Perisse, and M. Vivier, Phys. Rev. Lett. **130**, 021801 (2023), arXiv:2205.14954 [hep-ph].
- [95] L. Perissé, A. Onillon, X. Mougeot, M. Vivier, T. Lasserre, A. Letourneau, D. Lhuillier, and G. Mention, Phys. Rev. C **108**, 055501 (2023), arXiv:2304.14992 [nucl-ex].
- [96] D. V. Popov and M. D. Skorokhvatov, Phys. Part. Nucl. Lett. **20**, 1 (2023).
- [97] C. Zhang, X. Qian, and M. Fallot, Prog. Part. Nucl. Phys. **136**, 104106 (2024), arXiv:2310.13070 [hep-ph].
- [98] P. Bakhti, M.-G. Park, M. Rajaei, C. S. Shin, and S. Shin, (2024), arXiv:2405.08724 [hep-ph].
- [99] X. Zhang, A. Irani, M. P. Mendenhall, N. Rybicki, L. Hayen, N. Bowden, P. Huber, B. Littlejohn, and S. Bogetic, (2025), arXiv:2503.18966 [physics.ins-det].
- [100] J. H. Choi *et al.* (RENO), Phys. Rev. Lett. **116**, 211801 (2016), arXiv:1511.05849 [hep-ex].
- [101] F. P. An *et al.* (Daya Bay), Phys. Rev. Lett. **116**, 061801 (2016), [Erratum: Phys.Rev.Lett. 118, 099902 (2017)], arXiv:1508.04233 [hep-ex].
- [102] F. P. An *et al.* (Daya Bay), Phys. Rev. Lett. **129**, 041801 (2022), arXiv:2203.06686 [hep-ex].
- [103] F. P. An *et al.* (Daya Bay), Phys. Rev. Lett. **134**, 201802 (2025), arXiv:2501.00746 [nucl-ex].
- [104] M. Andriamirado *et al.* (PROSPECT, (PROSPECT Collaboration)\*), Phys. Rev. Lett. **131**, 021802 (2023), arXiv:2212.10669 [nucl-ex].
- [105] M. Andriamirado *et al.* (PROSPECT, (PROSPECT Collaboration)\*), Phys. Rev. Lett. **134**, 151802 (2025), arXiv:2406.10408 [hep-ex].
- [106] H. Almazán *et al.* (STEREO), J. Phys. G **48**, 075107 (2021), arXiv:2010.01876 [hep-ex].
- [107] H. Almazán *et al.* (STEREO), Nature **613**, 257 (2023), arXiv:2210.07664 [hep-ex].
- [108] Y. J. Ko *et al.* (NEOS), Phys. Rev. Lett. **118**, 121802 (2017), arXiv:1610.05134 [hep-ex].
- [109] Y. Abe *et al.* (Double Chooz), JHEP **10**, 086, [Erratum: JHEP 02, 074 (2015)], arXiv:1406.7763 [hep-ex].
- [110] H. de Kerret *et al.* (Double Chooz), Nature Phys. **16**, 558 (2020), arXiv:1901.09445 [hep-ex].
- [111] Y. Abreu *et al.* (SoLid), Phys. Rev. D **111**, 072005 (2025), arXiv:2407.14382 [hep-ex].
- [112] A. P. Serebrov *et al.*, Phys. Rev. D **104**, 032003 (2021), arXiv:2005.05301 [hep-ex].
- [113] G. Mention, M. Fechner, T. Lasserre, T. A. Mueller, D. Lhuillier, M. Cribier, and A. Letourneau, Phys. Rev. D **83**, 073006 (2011), arXiv:1101.2755 [hep-ex].
- [114] F. Bloch and A. Nordsieck, Phys. Rev. **52**, 54 (1937).
- [115] N. Nakanishi, Progress of Theoretical Physics **19**, 159 (1958), <https://academic.oup.com/ptp/article-pdf/19/2/159/5387237/19-2-159.pdf>.
- [116] D. R. Yennie, S. C. Frautschi, and H. Suura, Annals Phys. **13**, 379 (1961).
- [117] T. Kinoshita, J. Math. Phys. **3**, 650 (1962).
- [118] R. Mertig, M. Bohm, and A. Denner, Comput. Phys. Commun. **64**, 345 (1991).
- [119] V. Shtabovenko, R. Mertig, and F. Orellana, Comput. Phys. Commun. **207**, 432 (2016), arXiv:1601.01167 [hep-ph].

- [120] T. Hahn and M. Perez-Victoria, *Comput. Phys. Commun.* **118**, 153 (1999), arXiv:hep-ph/9807565.
- [121] D. Binosi and L. Theußl, *Comput. Phys. Commun.* **161**, 76 (2004), arXiv:hep-ph/0309015.
- [122] Wolfram Research, Inc., *Mathematica*, Version 12.2.0.0 (2022), Champaign, IL.
- [123] M. R. MacAskill, *Journal of Statistical Software* **47**, 1–9 (2012).