

Quantifying the Carbon Reduction of DAG Workloads: A Job Shop Scheduling Perspective

Roozbeh Bostandoost, Adam Lechowicz, Walid A. Hanafy, Prashant Shenoy, Mohammad Hajiesmaili

University of Massachusetts Amherst

Abstract

Carbon-aware schedulers aim to reduce the operational carbon footprint of data centers by running flexible workloads during periods of low carbon intensity. Most schedulers treat workloads as single monolithic tasks, ignoring that many jobs, like video encoding or offline inference, consist of smaller tasks with specific dependencies and resource needs; however, knowledge of this structure enables opportunities for greater carbon efficiency.

We quantify the maximum benefit of a dependency-aware approach for batch workloads. We model the problem as a flexible job-shop scheduling variant and use an offline solver to compute upper bounds on carbon and energy savings. Results show up to 25% lower carbon emissions on average without increasing the optimal makespan (total job completion time) compared to a makespan-only baseline. Although in heterogeneous server setup, these schedules may use more energy than energy-optimal ones. Our results also show that allowing twice the optimal makespan nearly doubles the carbon savings, underscoring the tension between carbon, energy, and makespan. We also highlight key factors such as job structure and server count influence the achievable carbon reductions.

1 Introduction

In recent years, rising compute demand and data center buildings have raised concerns about electricity use and the resulting *operational* carbon emissions of ICT [16, 40]. To address these concerns, data center operators improved energy efficiency for more than a decade [3], but these improvements are approaching fundamental limits with the advent of hyperscale data centers [4]. Thus, future growth in demand [40] is expected to increase energy usage significantly [40] – since the favored choices for new power generation to support data centers continue to be fossil-based resources such as natural gas turbines [12, 41], this projected growth is expected to correlate with increases in carbon emissions.

To address concerns about carbon footprint, operators turned to *supply-side* optimizations, e.g., by purchasing renewable power or co-locating data centers with wind and solar farms [1, 6, 17]. Researchers have also proposed *demand-side* techniques to reduce the operational carbon of batch workloads using temporal or spatial shifting [19, 21, 28, 44, 48, 51]. These works rely on visibility into the grid’s *carbon intensity* (i.e., amount of carbon emitted per unit of energy used) and flexible applications that can modulate their resource consumption in response to variations on the grid. Existing work ranges from theoretical models of single jobs with deadlines [25] to experimental systems that provision resources for many jobs in response to carbon intensity [1, 8, 19, 34, 37, 42].

Existing carbon-aware schedulers typically treat each workload as a single, monolithic task. This model overlooks a key reality: Many workloads decompose into dependent *tasks* with different

resource and energy profiles, often across heterogeneous machines (e.g., CPU vs. GPU, hardware generations). Examples of these workloads include video encoding/transcoding, serverless pipelines [24], storage management [38], and offline inference [46, 47]. Recognizing this structure opens new opportunities for carbon efficiency. As Fig. 1 shows, a dependency-unaware scheduler may force tasks into high-carbon periods, negating potential savings.

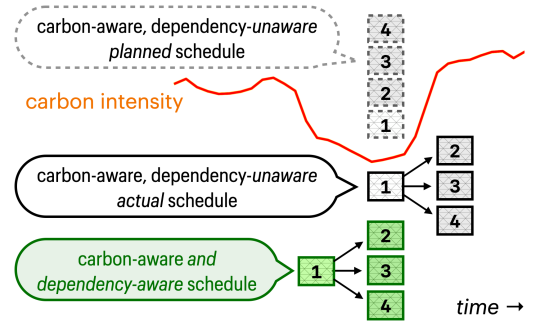


Figure 1: A dependency-unaware scheduler attempts to run all tasks in the low-carbon period, but precedence constraints force most tasks to run during a high-carbon period. A dependency-aware scheduler makes a better trade-off for a lower total carbon footprint.

While recent workflow systems (e.g., Caribou [19]) begin to model multi-stage dependencies as directed acyclic graphs (DAGs) in the serverless setting, data center operators need to know the maximum possible (carbon or energy) savings before investing in complex online solutions. This paper quantifies the upper bound of the (carbon or energy) savings by assuming perfect offline knowledge of job arrivals, task dependencies (in the format of DAGs), and their energy profiles. Our analysis focuses on batch workloads as they represent a significant portion of data center computation.

To quantify the potential savings of temporal shifting for DAG jobs, we model the problem as a variant of the flexible job-shop scheduling problem (FJSP) [10]. Our formulation optimizes for energy or operational carbon under a makespan constraint and compares against the standard makespan objective. We generate batch-job DAGs inspired by Alibaba traces [2], pair them with Electricity Maps carbon traces [30], and use a constraint solver [36] to explore feasible schedules. Our contributions are as follows:

- (1) Formulate a carbon-aware flexible job shop problem with inter-task dependencies and compute upper bounds on achievable carbon savings. Our results highlight that carbon-aware scheduling can lower carbon emissions by up to 25% on average without increasing the optimal makespan.
- (2) Quantify trade-offs between carbon, energy, and makespan. In heterogeneous server setup, we show that carbon-optimal schedules can use up to 7% more energy than energy-optimal

schedules with the same makespan, and that doubling the makespan flexibility nearly doubles carbon savings.

- (3) Identify parameters that drive carbon savings: more tasks per job raises server utilization and cuts savings by up to 35%, while adding servers lowers server utilization and yields up to 30% higher savings.

2 Problem Statement

In this section, we present the flexible job shop scheduling problem (FJSP) in the computing context of tasks with dependencies before formalizing the main objectives (makespan, energy, carbon) that we consider in the rest of the paper. We give brief background on the history of FJSP, including some recent works that have expanded the study of the problem beyond the singular objective of makespan.

We consider a set of jobs denoted by \mathcal{J} , where each job $j \in \mathcal{J}$ consists of n_j tasks $\{t_{j,1}, \dots, t_{j,n_j}\}$. Each job also has a dependency graph G (as a DAG) with directed edges \mathcal{E} between tasks; for instance, if the edge $(k-1, k)$ exists in E , this indicates that task $t_{j,k}$ cannot run until task $t_{j,k-1}$ completes.

Given a finite set of machines \mathcal{M} that may be heterogeneous, any task t can run on a subset of machines denoted by \mathcal{M}_t , with instantaneous energy usage $E_{t,m}$ and processing time $p_{t,m}$ on machine $m \in \mathcal{M}_t$. Finally, to model realistic scenarios in a data center, each job has an arrival time $a_j \geq 0$. If $a_j > 0$, job j 's first task cannot begin until after time a_j .

A feasible schedule \mathcal{S} assigns each task to a machine and a start time, respecting task dependencies and machine capacity. For the i th task in job j , we denote the start time as $s_{j,i}$ and $x_{j,i,m} \in \{0, 1\}$ equals 1 if task $t_{j,i}$ runs on machine m . (see Appendix A for the problem formulation). We evaluate three objectives:

DEFINITION 2.1 (MAKESPAN). The **makespan** of a schedule is defined as $\max_{j \in \mathcal{J}} C_{j,n_j}$, where C_{j,n_j} is the completion time of job j (i.e., the time at which task t_{j,n_j} completes).

DEFINITION 2.2 (ENERGY USAGE). The **energy usage** of a schedule is given by $\sum_{j \in \mathcal{J}} \sum_{i=1}^{n_j} \int_{s_{j,i}}^{C_{j,i}} E_{t_{j,i},m} d\tau$, where $E_{t_{j,i},m}$ is the energy usage of task i belonging to job j on the assigned machine m .

DEFINITION 2.3 (CARBON EMISSIONS). The **carbon emissions** of a schedule are quantified by $\sum_{j \in \mathcal{J}} \sum_{i=1}^{n_j} \int_{s_{j,i}}^{C_{j,i}} E_{t_{j,i},m} \cdot I(\tau) d\tau$, where $I(\tau)$ denotes the grid carbon intensity at time τ .

In most of the literature on JSP and related problems, the studied metric is **makespan**: the total time required to complete all jobs according to a given schedule. This is distinct from e.g., average job completion time, which measures the time elapsed between a single job's submission and its completion. Since we are motivated by background batch jobs such as video encoding that are often centrally orchestrated by or "belong to" the data center operator, we focus on makespan in the interest of ensuring that all daily background jobs are completed as a group in a timely fashion. However, we note that other performance metrics such as job completion time may be more appropriate in e.g., multi-tenant scenarios.

To solve the FJSP under these objectives, we first solve the problem for the classic case of unconstrained makespan minimization

(i.e., not minimizing energy or carbon), obtaining the optimal feasible makespan OPT . From this "baseline", we then solve the problem with either energy or carbon as an objective, formalizing the makespan as a constraint (e.g., for a given *stretch factor* $S \geq 1$, the second-level schedule's makespan must be at most $S \times \text{OPT}$). We give a toy example of this bi-level optimization in Fig. 2, and detail our solver implementation in Section 3.1.

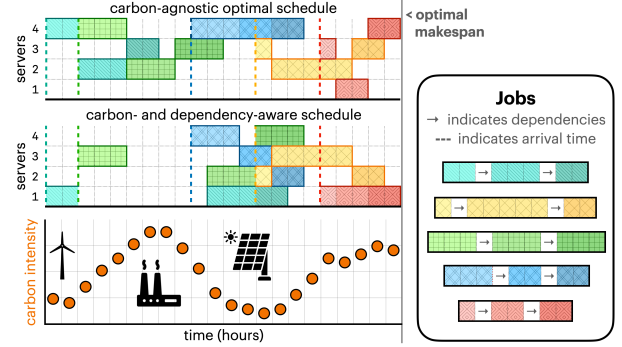


Figure 2: An example FJSP with homogeneous machines. The top schedule is optimized for the fastest completion time (makespan). The middle schedule is optimized for the lowest carbon footprint, shifting tasks to align with low-carbon periods (bottom) while respecting the makespan constraint.

Example Job: Offline Inference. To motivate how FJSP models important problems in the data center, we consider the example of offline inference, where a collection of new data is processed by a trained ML model to generate new predictions at regular intervals (e.g., daily) [31]. In an offline inference job, there are three distinct tasks to be executed in sequence, each using different resources and with different energy footprints. First, one task loads the new inference data to be processed in batch using e.g., Hadoop or a Spark DataFrame [50]. Then, the next task initializes and uses the ML model to predict outputs for each row in the batched data. Finally, the last task stores and visualizes the resulting predictions for future use. Note that each of these tasks involves different operations, and may even require different hardware (e.g., if the ML model is designed for deployment on a GPU cluster). Depending on the complexity of the model and the size of the data, these jobs can require hours or even days of runtime [43]. For instance, using the smallest No Language Left Behind model for a language translation task can require at least 480 hours of runtime, with 440 of those counting as GPU-hours [23, Table 15]. Other examples, include batch processing and HPC applications such as DNA sequencing [7], drug discovery [26], web crawling [22].

Background. The job shop scheduling problem (JSP) models each job as a sequence of tasks on specific machines, aiming to minimize the overall makespan. JSP is known to be NP-hard [15], so studies have focused on simple heuristics (e.g., list scheduling [18]) and approximation algorithms (see Xiong et al. [49] for a survey). The flexible job shop problem (FJSP) [5] generalizes JSP by allowing each operation to be assigned to any machine in a candidate set. Although the JSP and FJSP have roots in operations research and manufacturing contexts, they are also relevant to computer systems

scheduling, where jobs arrive online and must be dispatched in real-time (e.g., using heuristics like earliest-task-first [9]).

In recent years, some studies have considered competing priorities, such as time-varying costs of production and/or energy usage [32, 45]. For instance, Park and Ham [33] considers the FJSP under time-of-use electricity pricing, aiming to minimize both the makespan and total energy cost. They solve the problem optimally and show it is possible to significantly cut energy costs without compromising productivity. However, most of these works ignore carbon emissions and are grounded in manufacturing or industrial contexts. Thus, in the rest of the paper, we explore the solution space of schedules for the FJSP in a setting tailored for computing workloads, using tools developed in operations research.

3 Evaluation

In this section, we describe our experimental setting and solution approach before presenting our main results. Our code and data is available at [GitHub](#).

3.1 Experimental Setup

Using the formulation from Section 2, we construct flexible job shop scheduling instances and solve them as follows.

Server setup. We schedule each FJSP instance on M servers, with $M = 5$ unless noted. We consider two server setups that model homogeneity and heterogeneity, respectively. In the *homogeneous* setup, all the servers draw 1kW and run at the same speed. In the *heterogeneous* setup, we use 5 server classes with power draws of 0.25, 0.5, 1, 1.5, and 2kW. The 1kW server is the baseline with the same speed as in the homogeneous case. The servers run at $\{1/3, 1/2, 1, 4/3, 2\} \times$ this baseline speed.

Carbon intensity data. We use hourly carbon intensity data from Electricity Maps [30], mainly from the South Australia region (AU-SA) in 2024. This region shows high daily variation and strong penetration of renewables, making it a good case for carbon-aware scheduling [44]. Results for other regions appear in Fig. 6. Each instance starts at a random point in the trace ($t = 0$). Each of the n jobs has a uniform random arrival time in the next 24 hours. We discretize time into 15-minute epochs, rounding each task's processing time up to reduce solver complexity.

Jobs and task dependency structures. Each instance has n jobs, each with k tasks. Unless noted, we set $n = 10$ and $k = 4$. Jobs follow simple dependency graphs: a chain, two branches from a root, or one root feeding all other tasks (Fig. 3). In the homogeneous setup,

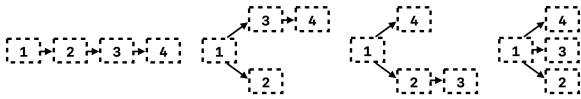


Figure 3: For the case of $k = 4$ tasks, the dependency structures that we sample from in our experiments.

all servers run tasks at the same speed with the same energy use. We sample task durations from an exponential distribution with mean $\lambda = 7$ epochs, which matches the average length of tasks that are longer than one minute in the Alibaba trace [2]. This models the long batch jobs we seek to address.

In the heterogeneous setup, task times scale with server class. For example, a task that takes 10 epochs on the 1kW baseline server

takes $\{30, 20, 10, 7.5, 5\}$ epochs on the five server types, in line with their relative speeds.

Solver implementation. We model FJSP with constraint programming in Google OR-Tools [35, 36]. For each instance, we first solve for the optimal makespan using the standard FJSP model, ignoring carbon or energy optimization. Fig. 4 shows the distribution of this optimal makespan in the homogeneous and heterogeneous setups. We then re-solve each instance with objectives of minimizing energy or operational carbon consumption. In these runs, we add a makespan constraint with a stretch factor $S \geq 1$. If the optimal makespan is 10 epochs, $S = 2$ allows any schedule that finishes within 20 epochs. Larger S values give the solver more room to shift tasks into low-carbon periods, but also make the search space and problem complexity grow. To keep runtimes manageable, we set solver timeouts of 1, 3, and 5 minutes for $S = 1, 1.5$, and 2, respectively.

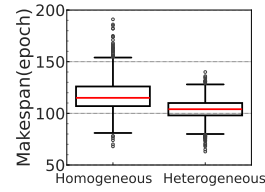


Figure 4: Optimal makespan (in epochs, 1 epoch = 15 min.) for homogeneous and heterogeneous server settings in our experiments. $n = 10$ jobs, $M = 5$ servers, and each job has $k = 4$ operations.

3.2 Experimental Results

Carbon emissions vs. makespan trade-off. We study how much carbon-aware scheduling can reduce emissions compared to a baseline that only minimizes makespan (carbon-agnostic). Carbon savings are reported relative to this baseline schedule. There is a trade-off between carbon savings and job completion time: more slack gives the solver more freedom to move tasks into low-carbon periods [44]. We evaluate 1000 instances from the AU-SA grid region. Fig. 5 shows the results for homogeneous and heterogeneous setups.

With no slack ($S = 1$), the carbon-aware scheduler cuts emissions by an average of 25% in the homogeneous case and 18% in the heterogeneous case. Allowing more slack boosts these gains: At $S = 2$, average savings rise to 54% and 52% respectively. In the heterogeneous setup (Fig. 5b), the solver occasionally finds worse solutions than the carbon-agnostic one, resulting in negative savings. This happens because a larger S increases the complexity of the problem, and the added complexity makes it harder for the solver to find an optimal solution within the time limit.

Fig. 5 also shows that the heterogeneous setup achieves lower carbon savings than the homogeneous one. The scheduler has less flexibility to shift tasks due to two factors: a shorter overall makespan (Fig. 4) and higher average server utilization. For example, when $S = 1$, the average utilization is 55.02% in the heterogeneous case versus 47.15% in the homogeneous case.

Effect of carbon trace. Carbon savings depend heavily on the grid region [44]. Fig. 6 shows achieved carbon savings for $S = 1$ using 2024 data from California (CAL), Ontario (CA-ON), and Texas (TEX), in addition to South Australia (AU-SA). We find large differences. Texas shows smaller savings because its carbon intensity varies less during the day and is higher on average than in California or South Australia. Ontario shows the opposite: while variation is high, its average carbon intensity is already very low (about 90% low-carbon), so the room for improvement is limited. These

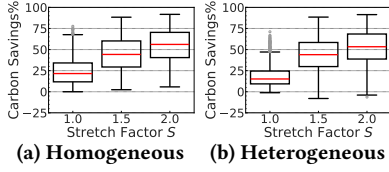


Figure 5: Carbon savings in the AU-SA grid at different stretch factors S . (a) Homogeneous servers. (b) Heterogeneous servers.

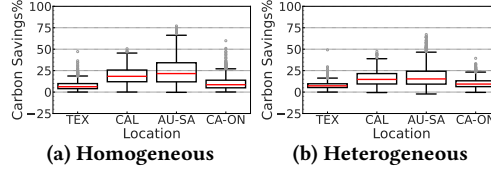


Figure 6: Carbon savings achieved for $S = 1$ in 4 different grid regions. (a) shows results for homogeneous case, while (b) shows results for the heterogeneous case.

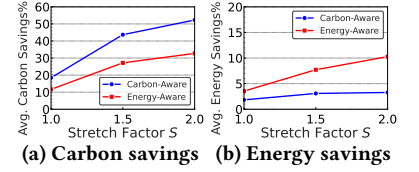


Figure 7: Comparing the carbon savings and energy savings achieved in AU-SA grid by solvers that optimize for carbon and energy, respectively.

Table 1: Average carbon savings, makespan, and utilization for varying instance parameters in AU-SA grid, with $S = 1$ and homogeneous servers.

(a) No. of servers M				(b) No. of tasks per job k			
M	2	5	10	k	3	4	5
Carbon Savings	1.13%	24.64%	33.98%	Carbon Savings	30.43%	24.64%	19.69%
Makespan (epochs)	153.74	117.73	117.63	Makespan (epochs)	110.42	117.73	121.77
Utilization	89.39%	47.15%	23.6%	Utilization	36.39%	47.15%	56.61%

contrasts highlight how both the variability and the baseline level of carbon intensity shape the benefits of carbon-aware scheduling.

Effect of number of servers. We evaluate the effect of server count $M = \{2, 5, 10\}$ in the homogeneous setting with $n = 10$ jobs and $k = 4$ operations per job. Table 1a reports results for $S = 1$ in the AU-SA grid, averaged over 1000 instances.

More servers give the scheduler more room to place tasks in low-carbon periods. Moving from 2 to 10 servers increases savings by up to 30%. A larger server pool also lowers server average utilization, since the same workload spreads across more machines. This increases parallelism and shortens the makespan. But with only 10 jobs, the gain from 5 to 10 servers is negligible, and the makespan hardly improves.

Effect of number of tasks. We vary the number of tasks per job with $k = \{3, 4, 5\}$ while keeping other parameters fixed. Table 1b reports results for $S = 1$ in the AU-SA grid, averaged over 1000 instances. More tasks reduce the achievable carbon savings. With three tasks per job, average savings are 30.4%, but with five tasks, the savings drop to 19.7%. The reason is higher server utilization: as k increases from 3 to 5, average server utilization rises from 36.4% to 56.6%. Higher server utilization leaves the solver less flexibility to shift workloads into low-carbon periods.

Optimizing for energy usage vs. carbon emissions. Operators face a fundamental choice between energy efficiency and carbon efficiency as the primary objective when scheduling batch workloads. Energy efficiency pushes workloads onto the most power-efficient servers, maximizing throughput per watt. Carbon efficiency shifts workloads into time windows when the grid is cleanest. These goals can conflict: the most efficient server may be active during a high-carbon period, while a less efficient server running later could yield lower emissions overall. To quantify this trade-off, we configure our makespan-constrained solver to prioritize energy reduction (Def. 2.2). Also, to implement tie-breaking rules, we assign a small weight to carbon emissions, so when two schedules use the same energy, the solver prefers the one with lower carbon emissions.

We evaluate heterogeneous servers and average results over 1000 instances in the AU-SA grid region. We first use a solver as the

baseline to compute the optimal makespan, then solve a constrained FJSP with carbon or energy as the primary objective. Savings are reported relative to the baseline’s energy or carbon consumption. Fig. 7 shows the results. The energy-focused solver reduces carbon emission by $\sim 30\%$ when $S = 2$, but the carbon-focused solver achieves $\sim 50\%$ savings. For energy efficiency, the pattern reverses: the energy-focused solver achieves about 10% savings at $S = 2$, while the carbon-focused solver achieves only about 3%.

These results highlight a *tension* between energy usage and carbon emissions. These two objectives align when saving energy occurs during a low-carbon period. However, they conflict if an energy-saving strategy extends a task into a high-carbon period, which can increase overall carbon emissions.

4 Discussion

We quantified *upper bounds* on the achievable carbon reduction for workloads with inter-task dependencies in offline settings, illustrating a clear trade-off between carbon, energy, and makespan. These findings may inform the design of online heuristics to solve the problem in practice, and can give intuition about the preferable “trade-off point” for relevant applications.

Carbon savings without makespan loss. Compared to a carbon-agnostic, makespan-minimizing schedule, a carbon-aware schedule can reorder tasks to exploit low-carbon periods. This works because servers in the makespan-optimal schedule may sit idle in low-carbon periods: using those idle gaps, a scheduler can increase server utilization in low-carbon periods, cutting emissions without extending the makespan (Fig. 2).

Carbon vs. makespan. Scheduling purely for carbon can increase makespan, so both metrics must be considered together. Our results show diminishing returns: allowing makespan of $1.5\times$ the optimal achieves most of the carbon savings, while further relaxation yields little additional savings (Fig. 5).

Carbon vs. energy. Prior work [20] showed the tension between carbon, energy, and performance in homogeneous clusters. We find that heterogeneity intensifies this conflict. Running a workload on a slower, more energy-efficient server during a high-carbon period might save energy but can ultimately increase carbon emissions, while using a faster, less efficient server on low-carbon periods may lower emissions but waste energy. This matters for heterogeneous environments, such as GPU clusters [13, 29], if carbon efficiency is also a goal alongside energy efficiency. Operators can tune how much they value carbon vs. energy by assigning weights to each.

Limitations. A key challenge is the complexity of the FJSP. Solvers work for small instances, but complexity grows exponentially with

scale. Data center-sized problem settings will need approximation methods or online heuristics with guarantees. Machine learning-based techniques for sustainable systems [11, 39], which have accelerated large-scale optimization and stochastic scheduling, may offer a path by learning heuristics that approximate optimal solutions at scale. We note that the model we consider in this paper simplifies some real-world conditions. We do not account for several factors that influence carbon reduction, including: Server idle power draw and energy proportionality [3, 27], limits on task parallelization (i.e., whether a task is truly parallelizable [14]), and embodied carbon from manufacturing and deployment of servers.

References

- [1] Bilge Acun, Benjamin Lee, Fiodar Kazhamiaka, Kiwan Maeng, Udit Gupta, Manoj Chakkaravarthy, David Brooks, and Carole-Jean Wu. 2023. Carbon Explorer: A Holistic Framework for Designing Carbon Aware Datacenters. In *Proceedings of the 28th ACM International Conference on Architectural Support for Programming Languages and Operating Systems, Volume 2* (Vancouver, BC, Canada) (ASPLOS 2023). Association for Computing Machinery, New York, NY, USA, 118–132. <https://doi.org/10.1145/3575693.3575754>
- [2] Alibaba. 2018. Cluster data collected from production clusters in Alibaba for cluster management research. <https://github.com/alibaba/clusterdata/tree/master/cluster-trace-v2018>
- [3] Luiz André Barroso and Urs Hölzle. 2009. *The Datacenter as a Computer: An Introduction to the Design of Warehouse-Scale Machines*. Morgan & Claypool Publishers. <http://dx.doi.org/10.2200/S00193ED1V01Y200905CAC006>
- [4] Noman Bashir, David Irwin, Prashant Shenoy, and Abel Souza. 2023. Sustainable Computing - Without the Hot Air. *SIGENERGY Energy Inform. Rev.* 3, 3 (Oct. 2023), 47–52. <https://doi.org/10.1145/3630614.3630623>
- [5] P. Brucker and R. Schlie. 1990. Job-shop scheduling with multi-purpose machines. *Computing* 45, 4 (Dec. 1990), 369–375. <https://doi.org/10.1007/bf02238804>
- [6] Justine Calma. 2024. Google inks major new offshore wind deal. (1 February 2024). <https://www.theverge.com/2024/2/1/24056819/google-offshore-wind-farms-data-centers-europe> Accessed: 2025-05-09.
- [7] Jason L. Causey, Cody Ashby, Karl Walker, Zhiping Paul Wang, Mary Yang, Yuanfang Guan, Jason H. Moore, and Xiuzhen Huang. 2018. DNAP: A Pipeline for DNA-seq Data Analysis. *Scientific Reports* 8, 1 (2018), 6793.
- [8] Mohak Chadha, Thandayuthapani Subramanian, Eishi Arima, Michael Gerndt, Martin Schulz, and Osama Abboud. 2023. GreenCourier: Carbon-Aware Scheduling for Serverless Functions. In *Proceedings of the 9th International Workshop on Serverless Computing* (Bologna, Italy) (WoSC '23). Association for Computing Machinery, New York, NY, USA, 18–23. <https://doi.org/10.1145/3631295.3631396>
- [9] Jared Coleman and Bhaskar Krishnamachari. 2025. PISA: An Adversarial Approach To Comparing Task Graph Scheduling Algorithms. arXiv:2403.07120 [cs.DC] <https://arxiv.org/abs/2403.07120>
- [10] Stéphane Dauzère-Pérès, Junwen Ding, Liji Shen, and Karim Tamssouet. 2024. The flexible job shop scheduling problem: A review. *European Journal of Operational Research* 314, 2 (2024), 409–432.
- [11] Priya L Donti and J Zico Kolter. 2021. Machine learning for sustainable energy systems. *Annual Review of Environment and Resources* 46, 1 (2021), 719–747.
- [12] Rebecca F. Elliott. 2025. Why a Plane-Size Machine Could Foil a Race to Build Gas Power Plants. (8 April 2025). <https://www.nytimes.com/2025/04/08/business/energy-environment/gas-turbines-power-plants.html> Accessed: 2025-05-09.
- [13] Jeremy Enos, Craig Steffen, Joshi Fullop, Michael Showerman, Guochun Shi, Kenneth Esler, Volodymyr Kindratenko, John E Stone, and James C Phillips. 2010. Quantifying the impact of GPUs on performance and energy efficiency in HPC clusters. In *International Conference on Green Computing*. IEEE, 317–324.
- [14] Jared Fernandez, Luca Wehrstedt, Leonid Shamis, Mostafa Elhoushi, Kalyan Saladi, Yonatan Bisk, Emma Strubell, and Jacob Kahn. 2025. Hardware Scaling Trends and Diminishing Returns in Large-Scale Distributed Training. arXiv:2411.13055 [cs.LG] <https://arxiv.org/abs/2411.13055>
- [15] M. R. Garey, D. S. Johnson, and Ravi Sethi. 1976. The Complexity of Flowshop and Jobshop Scheduling. *Mathematics of Operations Research* 1, 2 (May 1976), 117–129. <https://doi.org/10.1287/moor.1.2.117>
- [16] Goldman Sachs Research. 2025. AI to drive 165% increase in data center power demand by 2030. <https://www.goldmansachs.com/insights/articles/ai-to-drive-165-increase-in-data-center-power-demand-by-2030> Accessed: 2025-05-06.
- [17] Google. 2018. Meeting our match: Buying 100 percent renewable energy. <https://blog.google/outreach-initiatives/environment/meeting-our-match-buying-100-percent-renewable-energy/> Accessed: 2025-05-06.
- [18] R. L. Graham. 1966. Bounds for certain multiprocessing anomalies. *The Bell System Technical Journal* 45, 9 (1966), 1563–1581. <https://doi.org/10.1002/j.1538-7305.1966.tb01709.x>
- [19] Viktor Urban Gsteiger, Pin Hong (Daniel) Long, Yiran (Jerry) Sun, Parshan Javanrood, and Mohammad Shahradd. 2024. Caribou: Fine-Grained Geospatial Shifting of Serverless Applications for Sustainability. In *Proceedings of the ACM SIGOPS 30th Symposium on Operating Systems Principles* (Austin, TX, USA) (SOSP '24). Association for Computing Machinery, New York, NY, USA, 403–420. <https://doi.org/10.1145/3694715.3695954>
- [20] Walid A. Hanafy, Roozbeh Bostandoost, Noman Bashir, David Irwin, Mohammad Hajiesmaili, and Prashant Shenoy. 2023. The War of the Efficiencies: Understanding the Tension between Carbon and Energy Optimization. In *Proceedings of the 2nd Workshop on Sustainable Computer Systems*. 7 pages. <https://doi.org/10.1145/3604930.3605709>
- [21] Walid A. Hanafy, Qianlin Liang, Noman Bashir, David Irwin, and Prashant Shenoy. 2023. CarbonScaler: Leveraging Cloud Workload Elasticity for Optimizing Carbon-Efficiency. *Proceedings of the ACM on Measurement and Analysis of Computing Systems* 7, 3, Article 57 (December 2023), 28 pages. <https://doi.org/10.1145/3626788>
- [22] Andreas Harth, Jürgen Umbrich, and Stefan Decker. 2006. MultiCrawler: A Pipelined Architecture for Crawling and Indexing Semantic Web Data. In *The Semantic Web - ISWC 2006*. Springer Berlin Heidelberg, Berlin, Heidelberg, 258–271.
- [23] Yeskendir Koishikenov, Alexandre Berard, and Vassilina Nikoulina. 2023. Memory-efficient NLLB-200: Language-specific Expert Pruning of a Massively Multilingual Machine Translation Model. In *Proceedings of the 61st Annual Meeting of the Association for Computational Linguistics (Volume 1: Long Papers)*, Anna Rogers, Jordan Boyd-Graber, and Naoaki Okazaki (Eds.). Association for Computational Linguistics, Toronto, Canada, 3567–3585. <https://doi.org/10.18653/v1/2023.acl-long.198>
- [24] Samuel Kounev, Nikolas Herbst, Cristina L. Abad, Alexandru Iosup, Ian Foster, Prashant Shenoy, Omer Rana, and Andrew A. Chien. 2023. Serverless Computing: What It Is, and What It Is Not? *Commun. ACM* 66, 9 (Aug. 2023), 80–92. <https://doi.org/10.1145/3587249>
- [25] Adam Lechowicz, Nicolas Christianson, Jinhang Zuo, Noman Bashir, Mohammad Hajiesmaili, Adam Wierman, and Prashant Shenoy. 2023. The Online Pause and Resume Problem: Optimal Algorithms and An Application to Carbon-Aware Load Shifting. *Proceedings of the ACM on Measurement and Analysis of Computing Systems* 7, 3, Article 53 (Dec 2023), 36 pages. <https://doi.org/10.1145/3626776> arXiv:2303.17551 [cs.DS]
- [26] Sumudu P. Leelananda and Steffen Lindert. 2016. Computational methods in drug discovery. *Beilstein Journal of Organic Chemistry* 12 (2016), 2694–2718. <https://doi.org/10.3762/bjoc.12.267>
- [27] Charles Lefurgy, Xiaorui Wang, and Malcolm Ware. 2007. Server-Level Power Control. In *Fourth International Conference on Autonomic Computing (ICAC'07)*. 4–4. <https://doi.org/10.1109/ICAC.2007.35>
- [28] Liuzixuan Lin and Andrew A Chien. 2023. Adapting datacenter capacity for greener datacenters and grid. In *Proceedings of the 14th ACM International Conference on Future Energy Systems*. 200–213.
- [29] Kai Ma, Xue Li, Wei Chen, Chi Zhang, and Xiaorui Wang. 2012. Greengpu: A holistic approach to energy efficiency in gpu-cpu heterogeneous architectures. In *2012 41st international conference on parallel processing*. IEEE, 48–57.
- [30] Electricity Maps. 2023. Electricity Map. <https://www.electricitymap.org/map>.
- [31] MLRun Documentation. 2025. Batch inference - Using MLRun. https://docs.mlrun.org/en/stable/deployment/batch_inference.html Accessed: 2025-05-06.
- [32] Jesus Para, Javier Del Ser, and Antonio J. Nebro. 2022. Energy-Aware Multi-Objective Job Shop Scheduling Optimization with Metaheuristics in Manufacturing Industries: A Critical Survey, Results, and Perspectives. *Applied Sciences* 12, 3 (Jan. 2022), 1491. <https://doi.org/10.3390/app12031491>
- [33] Myoung-Ju Park and Andy Ham. 2022. Energy-aware flexible job shop scheduling under time-of-use pricing. *International Journal of Production Economics* 248 (June 2022), 108507. <https://doi.org/10.1016/j.ijpe.2022.108507>
- [34] Lucas Perotin, Chaojie Zhang, Rajini Wijayawardana, Anne Benoit, Yves Robert, and Andrew Chien. 2023. Risk-aware scheduling algorithms for variable capacity resources. In *Proceedings of the SC'23 Workshops of The International Conference on High Performance Computing, Network, Storage, and Analysis*. 1306–1315.
- [35] Laurent Perron and Frédéric Didier. 2024. CP-SAT. https://developers.google.com/optimization/cp/cp_solver/
- [36] Laurent Perron and Vincent Furnon. 2024. OR-Tools. <https://developers.google.com/optimization/>
- [37] Ana Radovanovic, Ross Koningstein, Ian Schneider, Bokan Chen, Alexandre Duarte, Binz Roy, Diyu Xiao, Maya Haridasan, Patrick Hung, Nick Care, et al. 2022. Carbon-Aware Computing for Datacenters. *IEEE Transactions on Power Systems* (2022).
- [38] Varsha Rao and Andrew A. Chien. 2025. Understanding the Operational Carbon Footprint of Storage Reliability and Management. *SIGENERGY Energy Inform. Rev.* 4, 5 (April 2025), 180–187. <https://doi.org/10.1145/3727200.3727227>
- [39] David Rolnick, Priya L Donti, Lynn H Kaack, Kelly Kochanski, Alexandre Lacoste, Kris Sankaran, Andrew Slavin Ross, Nikola Milojevic-Dupont, Natasha Jaques, Anna Waldman-Brown, et al. 2022. Tackling climate change with machine learning. *ACM Computing Surveys (CSUR)* 55, 2 (2022), 1–96.
- [40] Arman Shehabi, Sarah J. Smith, Alex Hubbard, Alex Newkirk, Nuoa Lei, Md Abu Bakar Siddik, Billie Holecsek, Jonathan Koomey, Eric Masanet, and Dale Sartor. 2024. *2024 United States Data Center Energy Usage Report*. Technical Report LBNL-2001637. Lawrence Berkeley National Lab (LBL) - Energy Analysis & Environmental Impacts Division. <https://eta-publications.lbl.gov/sites/default/files/2024-12/lbnl-2024-united-states-data-center-energy-usage-report.pdf>
- [41] Zachary Skidmore. 2025. *Natural gas plant planned for Stargate AI data center campus*. <https://www.datacenterdynamics.com/en/news/natural-gas-plant-planned-for-stargate-ai-data-center-campus-report/> Accessed: 2025-05-05.
- [42] Abel Souza, Noman Bashir, Jorge Murillo, Walid Hanafy, Qianlin Liang, David Irwin, and Prashant Shenoy. 2023. Ecovisor: A Virtual Energy System for Carbon-Efficient Applications. In *ACM International Conference on Architectural Support for Programming Languages and Operating Systems (ASPLOS)*. 252–265.
- [43] Varadarajan Srinivasan and Jim Parker. 2021. How Acxiom reduced their model inference time from days to hours with Spark on Amazon EMR. <https://aws.amazon.com/blogs/industries/how-acxiom-reduced-their->

- [model-inference-time-from-days-to-hours-with-spark-on-amazon-emr/](#) Accessed: 2025-05-08.
- [44] Thanathorn Sukprasert, Abel Souza, Noman Bashir, David Irwin, and Prashant Shenoy. 2024. On the Limitations of Carbon-Aware Temporal and Spatial Workload Shifting in the Cloud. In *Nineteenth European Conference on Computer Systems (EuroSys)*. Athens, Greece.
 - [45] Hajo Terbrack and Thorsten Claus. 2025. The generalized energy-aware flexible job shop scheduling model: A constraint programming approach. *Computers & Industrial Engineering* 204 (June 2025), 111065. <https://doi.org/10.1016/j.cie.2025.111065>
 - [46] Huangshi Tian, Yunchuan Zheng, and Wei Wang. 2019. Characterizing and Synthesizing Task Dependencies of Data-Parallel Jobs in Alibaba Cloud. In *Proceedings of the ACM Symposium on Cloud Computing* (Santa Cruz, CA, USA) (SoCC '19). Association for Computing Machinery, New York, NY, USA, 139–151. <https://doi.org/10.1145/3357223.3362710>
 - [47] Jia Wei, Mo Chen, Longxiang Wang, Pei Ren, Yujia Lei, Yuqi Qu, Qiyu Jiang, Xiaoshe Dong, Weiguo Wu, Qiang Wang, et al. 2022. Status, challenges and trends of data-intensive supercomputing. *CCF Transactions on High Performance Computing* 4, 2 (2022), 211–230.
 - [48] Philipp Wiesner, Ilja Behnke, Dominik Scheinert, Kordian Gontarska, and Lauritz Thamsen. 2021. Let's Wait Awhile: How Temporal Workload Shifting Can Reduce Carbon Emissions in the Cloud. In *Proceedings of the 22nd International Middleware Conference (Middleware)*.
 - [49] Hegen Xiong, Shuangyuan Shi, Danni Ren, and Jinjin Hu. 2022. A survey of job shop scheduling problem: The types and models. *Computers & Operations Research* 142 (June 2022), 105731. <https://doi.org/10.1016/j.cor.2022.105731>
 - [50] Matei Zaharia, Reynold S. Xin, Patrick Wendell, Tathagata Das, Michael Armbrust, Ankur Dave, Xiangrui Meng, Josh Rosen, Shivaram Venkataraman, Michael J. Franklin, Ali Ghodsi, Joseph Gonzalez, Scott Shenker, and Ion Stoica. 2016. Apache Spark: a unified engine for big data processing. *Commun. ACM* 59, 11 (Oct. 2016), 56–65. <https://doi.org/10.1145/2934664>
 - [51] Jiajia Zheng, Andrew A. Chien, and Sangwon Suh. 2020. Mitigating Curtailment and Carbon Emissions through Load Migration between Data Centers. *Joule* 4, 10 (Oct. 2020), 2208–2222. <https://doi.org/10.1016/j.joule.2020.08.001>

APPENDIX

A Problem Formulation

We model our problem as a variant of the Flexible Job Shop Scheduling Problem (FJSP) with job arrivals, DAG precedence, heterogeneous servers, and time-varying carbon intensity. Our formulation follows the constraint programming style used in prior work [33].

The inputs to our problem are as follows:

- \mathcal{J} : set of jobs; a_j : arrival time of job j .
- V_j : set of tasks in job j ($\{t_{j1}, t_{j2}, \dots, t_{jn_j}\}$), with $n_j = |V_j|$.
- $G_j = (V_j, \mathcal{E}_j)$: dependency DAG of job j with edges \mathcal{E}_j .
- p_{jim} : processing time of task i of job j (t_{ji}) on machine m .
- C_{ji} : completion time of task t_{ji} .
- \mathcal{M} : set of machines and \mathcal{M}_{ji} : set of machines that can run task t_{ji} .
- P_m : power draw of machine m (kW).
- $I(\tau)$: average carbon intensity at time τ (gCO₂/kWh).

A feasible schedule \mathcal{S} assigns each task t_{ji} to a machine and start time, while respecting job arrivals, task dependencies, and machine capacity. For the i th task in job j , the start time is s_{ji} , and $x_{jim} \in \{0, 1\}$ equals 1 if task t_{ji} runs on machine m .

The problem is formulated as follows:

$$\min \sum_{t_{ji}} \sum_m x_{jim} \sum_{\tau=s_{ji}}^{C_{ji}} P_m \cdot I(\tau), \quad \forall j \in \mathcal{J}, \forall t_{ji} \in V_j, \forall m \in \mathcal{M}_{ji} \quad (1)$$

$$\min \sum_{t_{ji}} \sum_m x_{jim} P_m p_{jim}, \quad \forall j \in \mathcal{J}, \forall t_{ji} \in V_j, \forall m \in \mathcal{M}_{ji} \quad (2)$$

$$\min \max_{j \in \mathcal{J}} C_{j, n_j} \quad (3)$$

$$s_{ji} \geq a_j, \quad \forall j \in \mathcal{J}, \forall t_{ji} \in V_j \quad (4)$$

$$s_{ji} \geq C_{ji'}, \quad \forall (t_{ji}, t_{ji'}) \in \mathcal{E}_j, \forall j \in \mathcal{J} \quad (5)$$

$$\sum_{m \in \mathcal{M}_{ji}} x_{jim} = 1, \quad \forall j \in \mathcal{J}, \forall t_{ji} \in V_j \quad (6)$$

$$C_{ji} = s_{ji} + \sum_{m \in \mathcal{M}_{ji}} x_{jim} p_{jim}, \quad \forall (t_{ji}, t_{ji'}) \in \mathcal{E}_j, \forall j \in \mathcal{J} \quad (7)$$

$$\text{NoOverlap}(\{[s_{ji}, p_{jim}] : x_{jim} = 1\}), \quad (8)$$

$$\forall j \in \mathcal{J}, \forall t_{ji} \in V_j, \forall m \in \mathcal{M}_{ji}$$

The three objectives highlight different optimization goals that the operator can choose from: (i) Equation 1 minimizes carbon emissions by weighting energy consumption by time-varying carbon intensity, (ii) Equation 2 minimizes total energy consumption. (iii) Equation 3 minimizes the makespan (total jobs completion time). The baseline carbon-agnostic scheduler operates based on this objective and only finds the optimal makespan.

When optimizing for carbon or energy objectives, we can impose an upper bound on the makespan. For example, setting $\max_{j \in \mathcal{J}} C_{j, n_j} \leq 2 \times C^{\text{OPT}}$ constrains the schedule to finish within twice the optimal makespan C^{OPT} , where C^{OPT} is obtained from Equation 3.

Equation 4 ensures tasks cannot start before their job arrives. Equation 5 enforces the DAG dependencies between tasks of a job. Equation 6 forces each task to be assigned to exactly one server.

Equation 7 defines completion times based on start times and server-dependent processing times. Equation 8 prevents two tasks from overlapping on the same server, capturing machines' capacity limits.