

LocalSearchBench: Benchmarking Agentic Search in Real-World Local Life Services

Hang He^{1,2}, Chuhuai Yue^{1,3}, Chengqi Dong^{1,4}, Mingxue Tian^{1,5}, Zhenfeng Liu¹, Jiajun Chai^{1*},
Xiaohan Wang¹, Yufei Zhang¹, Qun Liao¹, Guojun Yin^{1†}, Wei Lin¹, Chengcheng Wan^{2,6†},
Haiying Sun², Ting Su^{2†}

¹Meituan, ²East China Normal University, ³Beijing Institute of Technology

⁴University of Science and Technology of China, ⁵Shanghai Jiaotong University, ⁶Shanghai Innovation Institute
hang.he@stu.ecnu.edu.cn, {chaijiajun, yinguojun02}@meituan.com, {ccwan, tsu}@sei.ecnu.edu.cn

Abstract

Recent advances in large reasoning models (*LRMs*) have enabled *agentic search* systems to perform complex multi-step reasoning across multiple sources. However, most studies focus on general information retrieval and rarely explores vertical domains with unique challenges. In this work, we focus on local life services and introduce LOCALSEARCHBENCH, which encompass diverse and complex business scenarios. Real-world queries in this domain are often ambiguous and require multi-hop reasoning across merchants and products, remaining challenging and not fully addressed. As the first comprehensive benchmark for *agentic search* in local life services, LOCALSEARCHBENCH includes over 150,000 high-quality entries from various cities and business types. We construct 300 multi-hop QA tasks based on real user queries, challenging agents to understand questions and retrieve information in multiple steps. We also developed LOCALPLAYGROUND, a unified environment integrating multiple tools for agent interaction. Experiments show that even state-of-the-art *LRMs* struggle on LOCALSEARCHBENCH: the best model (DeepSeek-V3.1) achieves only 34.34% correctness, and most models have issues with completeness (average 77.33%) and faithfulness (average 61.99%). This highlights the need for specialized benchmarks and domain-specific agent training in local life services. **Code, Benchmark, and Leaderboard** are available at localsearchbench.github.io

CCS Concepts

• Computing methodologies → Natural language processing; Artificial Intelligence.

Keywords

Agentic Search, Large Reasoning Model, Local life services

1 Introduction

Recent advances in large reasoning models (*LRMs*) have significantly enhanced the capabilities of AI agents, enabling them to perform complex reasoning and planning tasks [1–6]. This progress has driven the development of *agentic search* systems, which can decompose complex queries, execute multi-step reasoning, and dynamically orchestrate multiple information sources to achieve autonomous cross-domain reasoning [7–15]. These systems also demonstrate the potential to expand from general domains to vertical application scenarios such as e-commerce [16, 17]. However,

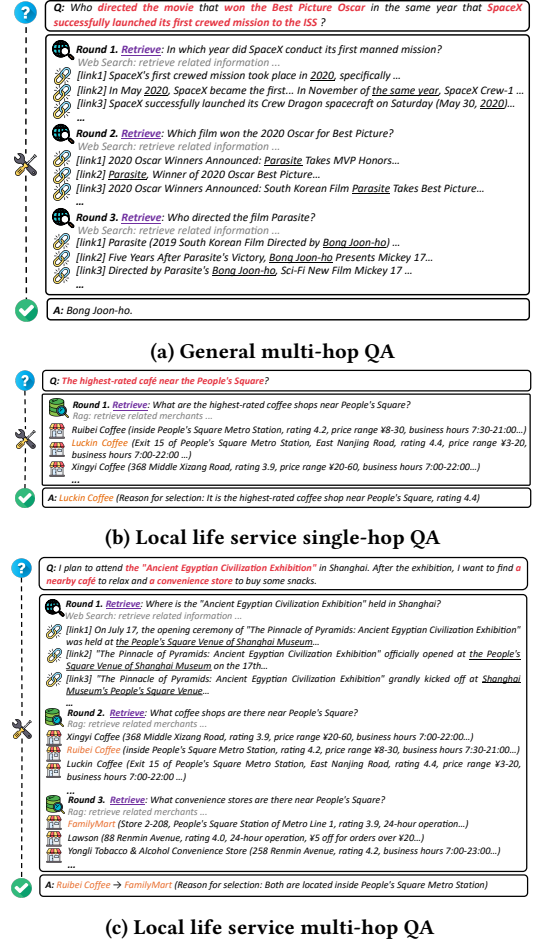


Figure 1: Illustration of different types of QA tasks

there has been little work applying *agentic search* to the local life service domain, and the lack of suitable evaluation benchmarks further constrains new research in this area.

Local life services cover a wide range of sub-domains, including dining, lifestyle, shopping, accommodation, travel, and health-care [18, 19]. Leveraging location-based digital platforms, these services connect users with nearby merchants and service providers, forming complex networks of businesses, user preferences, and location-dependent service offerings, and creating a vast market [20–22]. As shown in Figure 1(c), real-world user queries often

*Project leader.

†Corresponding author.

involve multi-constraint merchant recommendation, spatiotemporal service chain planning, and event-driven service bundling, which require complex multi-step processes to deliver the final response. Lan et al. [18] target at this domain and propose the first systematic framework, but is limited to single-hop queries and cannot fully reflect the challenges of real business scenarios. Therefore, there is an urgent need for a multi-hop benchmark tailored to local life scenarios, accurately reflecting the complexity of real-world search tasks and fully challenging existing *agentic search* methods.

In this paper, we propose an *agentic search* framework **LOCALPLAYGROUND** to evaluate *LRMs* for local life service. Given the absence of appropriate benchmarks and the critical need for comprehensive evaluation systems, our approach addresses these challenges through comprehensive dataset construction, systematic evaluation framework and targeted model evaluation.

We introduce **LOCALSEARCHBENCH**, a comprehensive benchmark comprising over 150,000 data entries across 6 categories: dining, shopping, accommodation, travel, and healthcare, spanning 3 major cities in China. These entries are transformed from raw data into high-quality augmented and anonymized datasets.

Based on these data, we propose a high-quality instruction synthesis method to design 300 multi-hop QA tasks across three reasoning dimensions: *multi-constraint merchant recommendation*, *spatiotemporal service chain planning*, and *event-driven service bundling*. These multi-hop QA tasks are constructed through a multi-agent data generation process, requiring agents to perform complex reasoning across multiple information sources and reasoning steps.

We build a comprehensive evaluation environment with RAG based on **LOCALSEARCHBENCH** data and web search tools to simulate real-world local life service search scenarios where models need to retrieve and synthesize information from multiple sources, and conduct evaluations of multiple *LRMs*.

In summary, our contributions are threefold.

- To the best of our knowledge, we are the first to build a comprehensive offline high-quality real-world *agentic search* benchmark for local life service.
- We propose a systematic *agentic search* framework **LOCALPLAYGROUND** and tool environment for evaluating and applying *LRMs* in local life services.
- We evaluate existing models and find that untrained models struggle to complete these tasks, while trained models perform poorly on domain-specific professional requirements.

2 Related Work

2.1 Agentic Search

Gou et al. [23] define *agentic search* as systems capable of integrating multiple auxiliary tools to autonomously perform interactive generation through search tools (e.g., web search APIs or external databases) for handling complex search tasks. Leveraging the powerful language understanding capabilities of LLMs, these search agents can proactively address ambiguous or underspecified queries through clarification or reasonable assumptions [24]. They decompose the initial search task into manageable sub-queries, perform dynamic reasoning and planning based on accumulated contextual information, adjust search strategies in real time, and synthesize information from multiple sources [25].

Recent advances in the reasoning abilities of LLMs further foster the development of LLM-based *agentic search* systems. The most representative products include OpenAI Deep Research [26], Gemini Deep Research [27], and Tongyi Deep Research [28]. In addition to accessing real-time information through search APIs, these systems leverage various auxiliary tools to enable deeper and broader research on highly complex problems. In the open-source community, Li et al. [12] first proposed integrating the *agentic search* workflow into the o1-style reasoning process of LLMs to achieve autonomous knowledge supplementation. Li et al. [4], Jin et al. [29], and Song et al. [30] further enhanced the autonomous search capabilities of LLMs by applying reinforcement learning, enabling the models to generate queries and invoke external retrieval systems during reasoning.

These methods have made significant progress in general information retrieval and question answering. However, there has been little advancement in vertical domains, especially in areas related to local lifestyle services, due to the challenges associated with training domain-specific agents and the lack of high-quality evaluation benchmarks. In this paper, we propose **LOCALSEARCHBENCH**, a comprehensive benchmark specifically designed for evaluating LLMs in local life service scenarios.

2.2 Benchmarking Agentic capabilities

Existing benchmarks for *agentic search* systems in general domain can be broadly categorized into closed-ended and open-ended QA tasks. Closed-ended QA benchmarks include multi-hop reasoning datasets that require synthesizing information from multiple sources [31–34], challenging QA benchmarks designed for long-horizon questions with long-tail knowledge [35–38], and fact-checking tasks that evaluate claim verification abilities [39–42]. Open-ended QA benchmarks focus on deep information seeking tasks, targeting multi-perspective queries [43] and expert-level research tasks [44–46], with some incorporating multi-modal capabilities [47].

Despite covering various reasoning abilities, existing benchmarks differ from real user queries in local life services and lack assessment of multi-domain coordination. Users often face complex tasks requiring simultaneous service bookings and constraint satisfaction, which current datasets do not adequately evaluate.

However, although these benchmarks cover a range of reasoning capabilities, they have significantly different distribution from real user queries in local life service scenarios, lacking assessment of the multi-domain service coordination required in real-world applications. In reality, users often need to accomplish complex tasks that require coordinating multiple services, such as simultaneously booking restaurants, arranging transportation, and planning entertainment, all while satisfying geographic and temporal constraints. Existing specialized datasets are insufficient for evaluating challenging scenarios like event planning that require multiple API calls across different service domains and real-time constraint satisfaction.

We propose **LOCALSEARCHBENCH** to assess multi-hop reasoning and coordinated retrieval for complex local life service tasks, and **LOCALPLAYGROUND** as evaluation frameworks that comprehensively measure performance in these specialized scenarios.

3 Construction of LOCALSEARCHBENCH

In this section, we introduce LOCALSEARCHBENCH, a novel benchmark for *agentic search* in local life services. LOCALSEARCHBENCH consists of two main components: Local Merchant Database (Section 3.1) and a multi-hop QA benchmark (Section 3.3).

3.1 Local Merchant Database Construction

In this subsection, we present the construction of the local merchant database for LOCALSEARCHBENCH, which serves as the foundation for multi-hop QA tasks. As shown in Figure 2, our database construction consists of two stages: *Merchant Seed Data Collection* and *Data Augmentation and Synthesis*.

3.1.1 Merchant Seed Data Collection. To ensure LOCALSEARCHBENCH reflects real-world local life service complexities, we built our dataset based on source data from a leading local life service platform M. We sampled over 260,000 real merchant records spanning from January 2025 to December 2025, covering diverse service categories and geographical distributions across three major Chinese cities, with the generation of these seed data requiring 114 hours of computation time.

Multi-Scenario Coverage. Based on platform M’s core business verticals, we identified six primary service categories reflecting real-world user demand: **Dining (35%), Lifestyle (25%), Shopping (20%), Accommodation (10%), Healthcare (5%), and Tourism (5%)**, as shown in Figure 11. We curated a keyword pool of 411 unique terms across these categories to reflect authentic user search behaviors and regional preferences.

Multi-City Coverage. The collection spans 3 major Chinese cities with comprehensive coverage of benchmarks (Table 1). The location database includes 859 landmarks across diverse categories: commercial centers, transportation hubs, cultural landmarks, educational institutions, medical facilities, and residential areas. Figure 3 shows word clouds of landmark distributions across the 3 cities.

Table 1: Geographic coverage across 3 major Chinese cities

City	Landmarks	Districts
Shanghai	295	16
Beijing	287	16
Guangzhou	277	11
Total	859	43

Merchant Seed Data Retrieval Query Generation. The system employed scenario-specific keyword pools, constructing queries through random combinations of 1-2 keywords to simulate natural search patterns. This approach generated diverse query variations from the 411-keyword foundation, ensuring comprehensive coverage of local search intents across regional preferences.

This multi-city keyword strategy captured regional variations across 43 administrative divisions, providing robust coverage of China’s diverse local search ecosystems as the foundation for LOCALSEARCHBENCH database synthesis.

3.1.2 Data Augmentation and Synthesis.

Data Augmentation. The original merchant seed data contains only 12 basic fields with many missing or unstandardized attributes, which is inadequate for *agentic search* tasks that require dense, high-coverage merchant profiles. We employ a *Data Augmentation Agent* to expand these 12-field records into 29-field profiles using LLMs across six dimensions (see Figure 2 and Figure 12). The agent enriches each merchant’s basic, locational, operational, service, contact, and promotional information through 17 newly added fields, as illustrated in Figure 2. The enhanced dataset covers: (1) basic information with standardized categories and descriptions; (2) location intelligence including structured geographical data, coordinates, and landmarks; (3) business operations such as operating hours and pricing; (4) service characteristics like facility lists; (5) contact information, including phone numbers and emails; and (6) promotional content, such as product descriptions and discount offers.

Privacy Rewriting. To comply with data protection regulations and enable safe public release, we employ a *Privacy Rewriting Agent* on the augmented data (see Figure 13). Real-world merchant data contains personally identifiable information and business-sensitive details that must be anonymized. The agent rewrites 6 privacy-related fields to anonymize merchant identity, location, and contact details while keeping the remaining business information usable, as illustrated in Figure 2.

3.1.3 Data Validation. A *Validation Agent*, implemented as an LLM-as-a-Judge framework, conducts a comprehensive, two-stage quality assessment to ensure both data quality and privacy compliance in the generated database. Detailed instructions have been carefully designed for augmented data validation and privacy rewriting validation, as illustrated in Figure 14.

Augmented Data Validation. It evaluates augmented Data quality against original seed data across six core dimensions: (1) Data Completeness (20% weight) assessing field coverage and information richness; (2) Logical Consistency (30% weight) validating business logic coherence and field correlations including name format compliance, category alignment, and pricing rationality; (3) Geographic Accuracy (10% weight) verifying location information correctness and address format consistency; (4) Content Quality (20% weight) evaluating textual descriptions, language expression, and business relevance; (5) Format Standardization (10% weight) ensuring data format compliance and structural consistency; and (6) Innovation Degree (10% weight) measuring content creativity and merchant name diversity through batch-level uniqueness analysis. Each evaluation metric corresponds to specific field comparisons as detailed in Table 2(a).

Privacy Rewriting Data Validation. It evaluates privacy rewriting data quality against augmented data across four core dimensions: (1) Anonymization Degree (50% weight) ensuring complete merchant identity anonymization including name deidentification, location sanitization, and contact information anonymization; (2) Logical Consistency (20% weight) maintaining field relationships and business logic coherence after privacy rewriting; (3) Content Consistency (20% weight) preserving non-sensitive information alignment with previous stage outputs; and (4) Innovation Degree (10% weight) assessing the creativity and diversity of anonymized

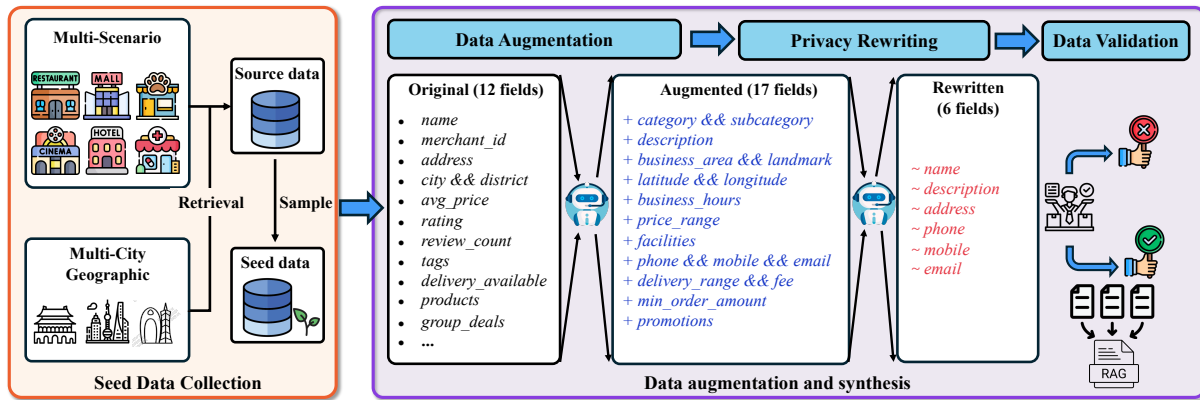


Figure 2: Workflow of Local Merchant Database Construction

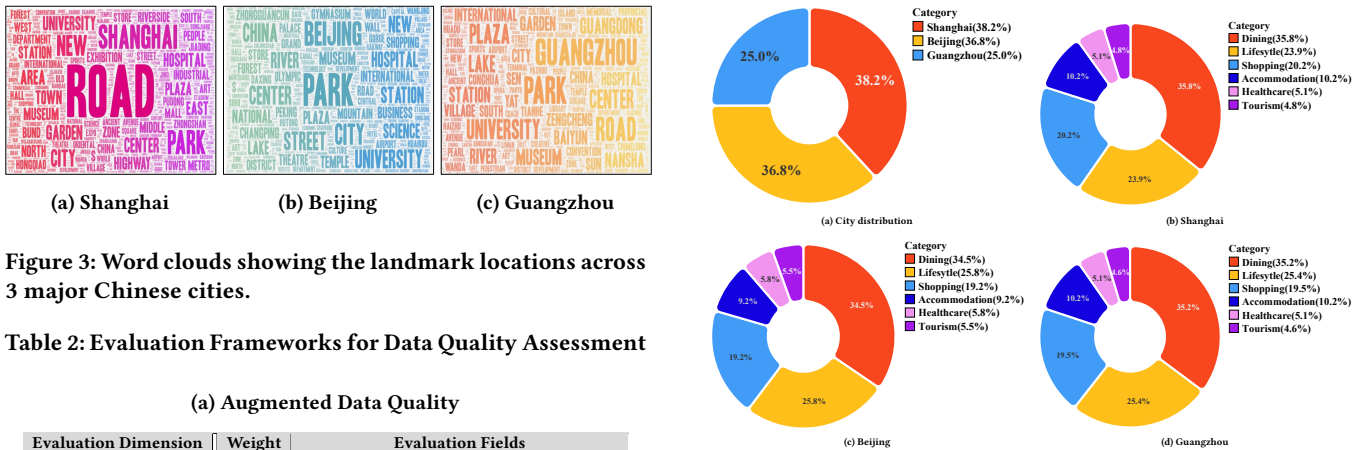


Figure 3: Word clouds showing the landmark locations across 3 major Chinese cities.

Table 2: Evaluation Frameworks for Data Quality Assessment

(a) Augmented Data Quality		
Evaluation Dimension	Weight	Evaluation Fields
Data Completeness	20%	All
Logical Consistency	30%	name, category, subcategory, price_range, business_hours, facilities
Geographic Accuracy	10%	city, district, landmark, address
Content Quality	20%	description, rating, review_count, tags, promotions, products, group_deals
Format Standardization	10%	phone, mobile, email
Innovation Degree	10%	name

(b) Privacy Writing Data Quality		
Evaluation Dimension	Weight	Evaluation Fields
Anonymization Degree	50%	name, address, email
Logical Consistency	20%	description, phone, mobile
Content Consistency	20%	category, subcategory, city, district, landmark, price_range, business_hours, rating, review_count, delivery_available, delivery_fee, delivery_range, min_order_amount
Innovation Degree	10%	name

merchant names to prevent pattern recognition. Each evaluation metric corresponds to specific field comparisons as detailed in Table 2(b).

3.1.4 Local Merchant Database Statistics. Overall, we curated 150,031 representative samples from a pool of over 260,000 original seed records to create synthesized data, which constitute our LOCALSEARCHBENCH dataset.

Figure 4: City distribution and category distribution of 150,031 merchant data across three cities.

The proportions of each category, the number of data for each city are presented in Figure 4. The distribution closely mirrors that of the source data, ensuring our benchmark maintains the same categorical balance as real-world local life service platforms. The geographical distribution of merchant data for each city was derived through geospatial inference to generate latitude-longitude heatmaps, as shown in Figure 5. The distribution patterns align well with urban clustering phenomena and regional economic hierarchies, demonstrating the dataset’s realistic geographical representation.

3.2 LOCALRAG Construction

To enable efficient and accurate merchant information retrieval for LLMs high-performance tool calling, we further construct a comprehensive Retrieval-Augmented Generation (RAG) system, which we term **LOCALRAG**, specifically designed as a tool interface for LLMs. Built upon our previously generated merchant dataset, LOCALRAG consists of three core components: *vector embedding*

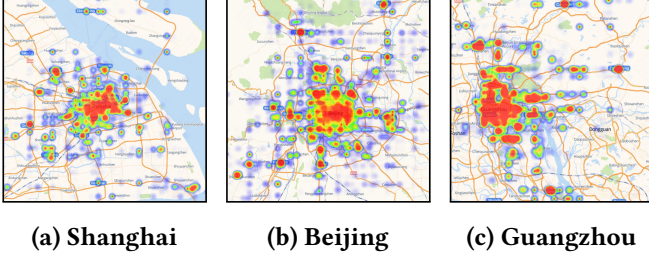


Figure 5: Geographical distribution heatmaps of 150,031 merchant data across three cities.

generation, similarity retrieval, and result reranking, as shown in Figure 6.

3.2.1 Vector Embedding Generation. LOCALRAG employs a state-of-the-art embedding model to convert merchant information into high-dimensional vector representations. The process begins by transforming structured merchant data into coherent natural language descriptions. Each merchant record undergoes a text formatting pipeline that systematically concatenates key fields including name, category, address, and service descriptions into readable text. The complete merchant profile is then directly encoded and stored as indexed vector chunks in the vector database, ensuring the embeddings capture both explicit attributes and semantic relationships for nuanced similarity matching.

3.2.2 Similarity Retrieval. The generated embeddings are organized in an indexed vector database with cosine similarity-based search capabilities for fast approximate nearest neighbor retrieval, implementing dense retrieval methodology. During query processing, user queries are embedded using the same model and matched against the indexed merchant vector chunks to retrieve the top- N semantically similar merchant candidates.

3.2.3 Result Reranking. To improve retrieval accuracy, LOCALRAG first retrieves the top- N merchants from the vector database as a larger candidate set, then applies a specialized reranking model to perform fine-grained relevance scoring between the query and these candidates. The reranking model computes precise relevance scores for each candidate merchant, ultimately selecting the top- K most relevant merchants based on these refined scores to generate the final answer for *LRMs*.

3.3 Multi-hop QA Construction

In this subsection, we present the multi-hop QA construction of LOCALSEARCHBENCH. Building upon the data construction pipeline described in the previous subsections, our multi-hop QA construction pipeline consists of four main stages: seed question collection, question instantiation, answer collection, and data validation. Each of these stages is detailed in the following subsections.

3.3.1 Seed Question Collection. To ensure LOCALSEARCHBENCH reflects real-world local life service complexities, we conducted a statistical analysis to understand user search behaviors and service interactions. Based on requirement complexity and reasoning demands, we classify questions into five intelligence levels (Table 3):

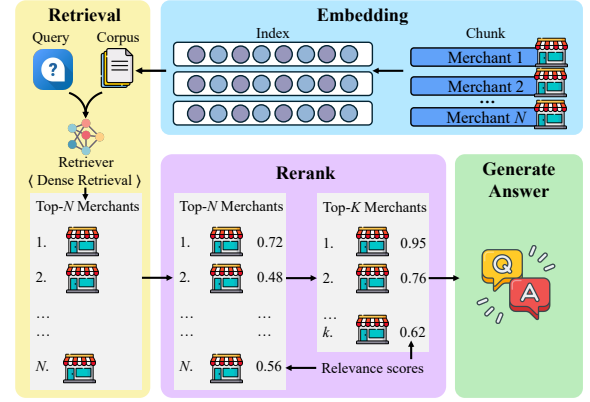


Figure 6: Workflow of LOCALRAG

Table 3: Intelligence Level Classification for Seed Questions.

Intelligence Level	Grade	Requirement Understanding	Planning-Search-Reflection Loop
L1	Basic	Standard expression of single precise requirement	Supply matching search with ≤ 2 conditions
L2	Advanced	Ambiguous expression of single precise requirement; Standard expression of single ambiguous requirement	Supply matching search with ≥ 3 conditions; Semantic retrieval search supply; Multi-source information integration supply
L3	Intelligent	Composite requirements; Multi-turn conversational requirements	Reasoning with certain complexity; Semantic retrieval with external information dependency; Procedural planning requirements; Comparison and contrast scenarios
L4	Expert	Personalized requirements	External hard-to-access dependency; Open-ended planning requirements
L5	AGI	Cross-platform coordination; Complex decision-making; Exception handling and reflection	Cross-platform dependency; Task execution; Adaptive reflection

L1 (Basic) for simple factual queries; **L2 (Advanced)** for ambiguous or multi-condition searches; **L3 (Intelligent)** for composite requirements with multi-turn reasoning; **L4 (Expert)** for personalized planning; **L5 (AGI)** for cross-platform coordination with adaptive reflection.

We collect 1,200 single-hop questions from local life service platform M (90%) and enriched sources (10%) across six service categories: dining, lifestyle, shopping, accommodation, healthcare, and tourism. The platform data captures authentic user queries, while enriched data provides coverage for complex scenarios underrepresented in natural logs. Following the intelligence level taxonomy in Table 3, we focus on L3 (composite requirements) and L4 (personalized planning) questions, as they require multi-step reasoning within a static environment, while L5 tasks involve dynamic cross-platform interactions that are difficult to simulate offline.

3.3.2 Question Instantiation. We instantiate the collected questions with city-specific information through a two-phase process. First, we construct city profiles for each of the 3 cities (Section 3.1.1), collecting structured information from public resources including landmarks, cultural events, local cuisine, price bands, etc. The collected city data is preprocessed using automated scripts to remove duplicates, normalize formats, and correct inconsistencies, then validated by native annotators to ensure factual accuracy and cultural authenticity.

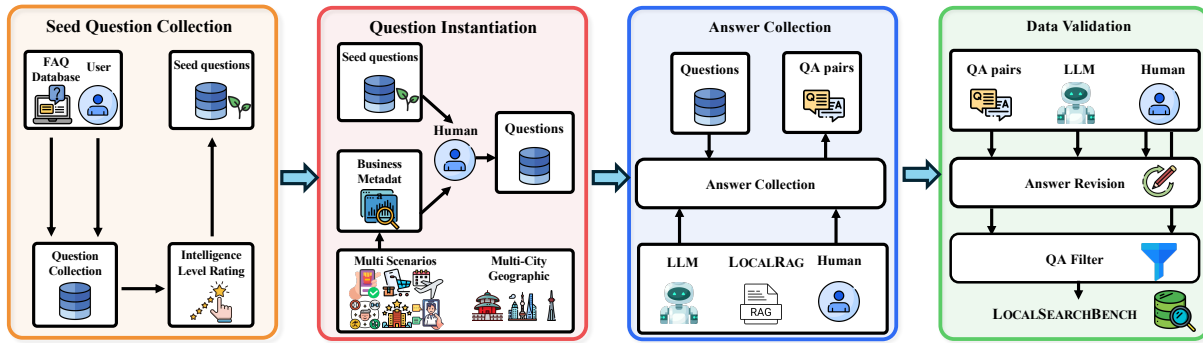
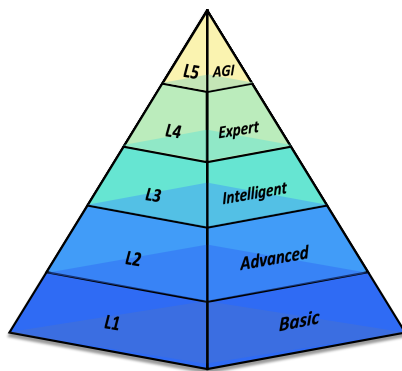


Figure 7: Workflow of Multi-hop QA Construction.



(a) Intelligence Level Distribution



(b) Example Questions

Figure 8: Intelligence Level Analysis for Collected Questions

Second, annotators from platform M manually instantiate questions into concrete multi-hop queries. For each city, approximately 100 questions are selected from the collected 1,200 questions and grounded with city-specific information. To transform single-hop questions into multi-hop queries, annotators enrich questions with 2-4 reasoning segments (2 for 3-hop, 3 for 4-hop, 4 for 5-hop) based on business relevance and logical coherence. These segments include: cross-merchant comparison, schedule planning, chained events, and constraint resolution. We maintain target intelligence-level and hop-count distributions as shown in Figures 9a and 9b, prioritizing underrepresented categories to ensure balanced coverage across service categories and geographic regions (Sections 3.1.1 and 3.1.1).

This process generates 300 grounded question instances. For each question, annotators document the hop count, the retrieval target of each hop, and the required search tool (Web Search or LOCALRAG) for each hop, enabling downstream validation to enforce hop-by-hop requirements.

3.3.3 Answer Collection. For each instantiated question, we generate its reference answer through a systematic two-step process, leveraging our pre-constructed LOCALRAG described in Section 3.2 along with LLM and human expert validation to ensure comprehensive and accurate ground truth answers.

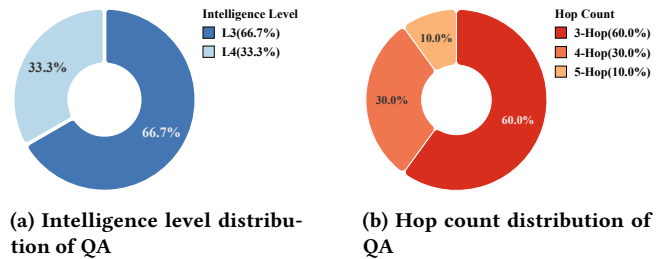


Figure 9: Distribution of 300 Multi-hop QA

Step 1: Merchant Retrieval. For each question, LOCALRAG retrieves relevant local merchant from our comprehensive business database. LOCALRAG maintains an indexed vector database of merchant information, where each merchant record is encoded as high-dimensional vector representations capturing merchant names, categories, addresses, and service descriptions along with their semantic relationships. Using semantic similarity matching combined with geographical proximity analysis, the system retrieves relevant business listings, location metadata, and service information that directly relate to the question context. For complex multi-step questions, LOCALRAG performs multiple retrieval operations to gather comprehensive merchant information across different categories

and locations, providing the necessary contextual foundation for subsequent reasoning steps.

Step 2: Initial Answer Generation. With the retrieved merchant context from LOCALRAG, we utilize state-of-the-art LLMs (GPT-5 [48] and Claude-4.1-opus [49]), assisted by domain experts using collaborative tools, to generate preliminary answers. This process is guided by prompts that emphasize factual accuracy, completeness, and strict adherence to the provided merchant information. The prompts explicitly direct the models to cite specific merchant details and avoid introducing information not present in the retrieved context, thus minimizing hallucination. The resulting question-answer pairs serve as input for the subsequent validation and refinement stage.

3.3.4 Data Validation. To ensure the highest quality and reliability of our benchmark, all preliminary QA pairs undergo a rigorous data validation process beyond the initial generation and refinement described in Section 3.3.3. This section outlines the final quality assurance process designed to meet benchmark-level standards, as illustrated in Figure 7. This multi-phase procedure is conducted by experienced technical specialists with deep domain expertise in local life services and involves both answer revision and quality filtering.

Step 1: Expert Answer Revision. Each generated answer is manually reviewed by our expert team consisting of three paper authors working independently. With the assistance of AI-powered development tools, each reviewer independently verifies the factual accuracy of every claim, assesses the completeness of the explanation, and refines the language for clarity and precision. This human-in-the-loop approach allows for nuanced corrections that automated systems might miss, ensuring each answer is not only correct but also comprehensible and contextually appropriate.

Step 2: Quality Filtering. After revision, the QA pairs are subjected to a final filtering step. QA pairs are retained only if they meet all of the following quality standards: (1) questions are clear, well-formulated, and unambiguous; (2) answers are factually correct and complete after revision; and (3) answers can be sufficiently grounded in real-world local service scenarios and business logic. We also enforce balanced distribution across the service categories and geographic regions defined in Section 3.1.1. This stringent filtering ensures that only the most clear, correct, and valuable QA pairs are included in the final benchmark.

3.3.5 Statistics of Multi-hop QA. Figure 9 summarizes the QA pairs, whose intelligence-level and hop-count distributions align with Figures 9a and 9b.

4 LOCALPLAYGROUND

To verify the effectiveness of the proposed benchmark, we design LOCALPLAYGROUND, an agent evaluation framework that employs autonomous agents to assess LLM performance, as shown in Figure 10. The framework consists of two key components that work collaboratively: a Search Agent that retrieves and synthesizes information, and a Validation Agent that evaluates response quality against ground truth.

Search Agent. The Search Agent retrieves relevant information using two search tools: LOCALRAG and Web Search.

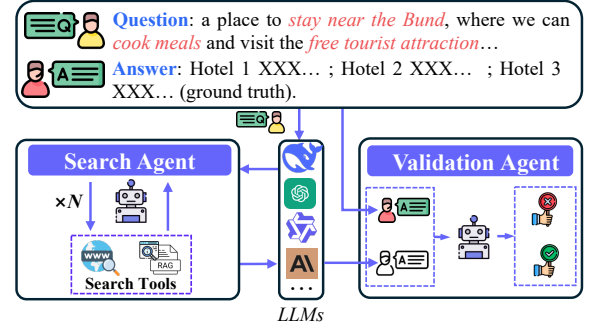


Figure 10: Overview of LOCALPLAYGROUND

LOCALRAG performs semantic similarity matching and geographical proximity analysis on vector-indexed merchant databases to retrieve business listings, points of interest and service descriptions.

Web Search queries real-time contextual information such as temporal facts, weather conditions, general knowledge, news and events and supplementary product details that may affect merchant operations and user decisions through web requests to search APIs, which interface with search engines (specifically Baidu Search [50] in our experiments) to retrieve up-to-date web content.

The Search Agent operates iteratively over N rounds. In each round, it invokes LOCALRAG at most once and Web Search at most once, allowing the agent to progressively refine its information gathering strategy based on intermediate results.

Validation Agent. To ensure comprehensive and objective assessment of generated outputs, we employ a *Validation Agent* implemented as an LLM-as-a-Judge framework, as shown in Figure 10. Given the generated outputs and the golden answer, an LLM (specifically Claude-Sonnet-4 [51] in our experiments) evaluates answer quality across seven dimensions: (1) *Correctness*: measures whether the answer is factually accurate; (2) *Completeness*: measures whether the answer fully addresses the question; (3) *Fluency*: measures the readability and coherence of the response; (4) *Faithfulness*: measures the degree to which the response avoids fabricated or hallucinated content; (5) *Safety*: measures whether the response avoids harmful or inappropriate content; (6) *Avg. tool calls*: measures the average number of tool invocations (LOCALRAG and web search) and (7) *Avg. rounds*: measures the average number of conversation rounds.

Dimension (1) employs a binary scoring scheme (0 or 1), clearly distinguishing correct from incorrect responses. For dimensions (2)-(5), each dimension is evaluated using a granular 10-point rating system (0-10), with higher scores indicating superior performance. Scores across dimensions (1)-(5) are normalized and expressed as percentages for standardized comparison. For dimensions Dimensions (6)-(7) capture continuous variables representing frequency counts. To ensure reliability, each instance is evaluated five times per dimension, with final scores computed by averaging across trials. Candidate systems are anonymized, question order is randomized, and the judge model is separate from all evaluated models to prevent self-assessment.

5 Evaluation

We aim to answer the following research questions:

RQ1 (Benchmark Quality): How well does LOCALSEARCHBENCH capture the diversity and complexity of real-world merchant search scenarios?

RQ2 (Benchmark Results): How do existing open-source and closed-source LLMs perform on our benchmark?

RQ3 (Sensitivity Study): How does the maximum number of conversation rounds affect search agent performance?

5.1 Evaluated Models

We evaluate ten widely recognized *LLMs* using LOCALPLAYGROUND, including five closed-source *LLMs*, i.e., GPT-4.1 [52], Gemini-2.5-Pro [27], Qwen-Plus, Hunyuan-T1 [53], and LongCat-Large-32K [54] as well as five open-source *LLMs*, i.e., DeepSeek-V3.1 [55], GLM-4.5 [56], Qwen3-235B-A22B, Qwen3-32B, and Qwen3-14B [57].

Unless specified, LOCALPLAYGROUND is configured with default settings: (1) a maximum of 5 ($N = 5$) reasoning-action iterations per question; (2) for LOCALRAG, Qwen3-Embedding-8B [58] as the embedding model and Qwen3-Reranker-8B [58] as the reranking model, with dense retrieval returning top- $N = 100$ candidates and reranking returning top- $K = 20$ merchants; (3) for web search, top- k retrieval where $k = 20$; and (4) *LLMs* decoding temperature set to 0 to ensure reproducibility. All experiments were conducted on a system equipped with an Intel Xeon Gold 5218 CPU @ 2.30GHz and $1 \times H20-141G$ GPU.

5.2 Benchmark Quality (RQ1)

To evaluate the quality of our LOCALSEARCHBENCH database (Section 3.1.1), we employ the two-stage validation framework described in Section 3.1.3. We randomly sample 1,000 merchant entries and adopt an LLM-as-judge approach using Claude-Sonnet-4 [51] to assess data quality across multiple dimensions. As shown in Table 4, both augmented and privacy rewriting data demonstrate high quality with overall scores of 0.8596 and 0.9217, respectively.

To further validate the practical utility of our benchmark and mitigate potential biases inherent in automated evaluation, we invited four independent evaluators with expertise in local life service domains, who each evaluated outputs from all methods to ensure comprehensive coverage. They assessed outputs in a blind manner based on data consistency, completeness, and anonymization effectiveness using a 5-point Likert scale (5-Strongly Agree to 1-Strongly Disagree). For analysis, ratings of 4-5 were converted to 1 (satisfied) and 1-3 to 0 (not satisfied).

As shown in Table 7, the human evaluation achieves 86.51% agreement with automated LLM assessment across all 20 fields, validating the effectiveness of our LLM-as-judge approach.

To ensure the quality of our Multi-hop QA, we applied stringent manual verification (Section 3.3.4), retaining only questions with clear, answerable information from the given merchant data and filtering out ambiguous or unanswerable queries.

Table 4: Evaluation Frameworks for Data Quality Assessment

(a) Augmented Data Quality (b) Privacy Rewriting Data Quality

Dimension	Weight	Score
Data Completeness	20%	0.8605
Logical Consistency	30%	0.9000
Geographic Accuracy	10%	0.8568
Content Quality	20%	0.8521
Format Standardization	10%	0.9060
Innovation Level	10%	0.7080
Overall	100%	0.8596

Dimension	Weight	Score
Anonymization Level	50%	0.9473
Logical Consistency	20%	0.8383
Content Consistency	20%	0.9919
Innovation Level	10%	0.8200
Overall	100%	0.9217

Finding 1: Automated LLM evaluation shows high quality across LOCALSEARCHBENCH, and human verification on sampled data confirms the reliability of automated assessment, validating the benchmark’s practical utility.

5.3 Benchmark Results (RQ2)

Impact of web search. We first analyze the impact of web search, comparing LOCALPLAYGROUND (*LLM*+ LOCALRAG +web search) against *LLM* + LOCALRAG without websearch as the baseline to assess web search effectiveness. We exclude configurations of the base *LLM* alone or *LLM* without LOCALRAG from our comparison, as multi-hop questions in our benchmark require information exclusively available in the LOCALRAG knowledge base.

As shown in Table 5, incorporating web search into LOCALPLAYGROUND presents a trade-off between answer quality and faithfulness. On average, LOCALPLAYGROUND improves Correctness by 4.37pp (from 25.58% to 29.95%) and Completeness by 3.95pp (from 73.38% to 77.33%), but reduces Faithfulness by 3.64pp (from 65.63% to 61.99%). This trade-off is most pronounced for DeepSeek-V3.1, which gains 4.57pp in Correctness but loses 8.45pp in Faithfulness. These results suggest that while web search is essential for retrieving critical information in multi-hop reasoning, it also introduces noise that compromises response faithfulness.











Performance across language models. The choice of underlying *LLM* significantly influences performance across all metrics. Among all models, **DeepSeek-V3.1** achieves the highest Correctness (34.34%), followed by GLM-4.5 (33.78%) and LongChat-Large-32K (33.19%). **Qwen-Plus-Latest** leads in Completeness (80.94%), while **Gemini-2.5-Pro** excels in Faithfulness (78.26%). Closed-source models outperform open-source ones in completeness (79.08% vs. 75.57%) and efficiency (2.25 vs. 2.61 tool calls), though differences in Correctness are more modest. Despite these variations, overall performance remains limited, as even the best model achieves only 34.34% Correctness, underscoring the substantial challenge of multi-hop local search.

Finding 2: Web search improves correctness and completeness but sacrifices faithfulness. Closed-source models outperform open-source ones in completeness and efficiency. However, overall performance remains low, highlighting the substantial challenge of multi-hop local life service search.

5.4 Sensitivity Study (RQ3)

To investigate the impact of maximum conversation rounds on tool usage and model performance, we conduct a sensitivity study

Table 5: Performance comparison of different models on LOCALSEARCHBENCH (Max Round $N = 5$).

Model	Config	Evaluation Metrics						
		Avg. tool calls	Avg. rounds	Correctness (%)	Completeness (%)	Fluency (%)	Faithfulness (%)	Safety (%)
Closed-source LLMs								
 GPT-4.1	w/o web search	1.05	2.06	18.73	70.64	72.37	75.10	83.71
	LOCALPLAYGROUND	1.72 (↑0.67)	2.70 (↑0.64)	26.76 (↑8.03)	75.42 (↑4.78)	71.54 (↓0.83)	72.63 (↓2.47)	81.00 (↓2.71)
 Gemini-2.5-Pro	w/o web search	1.32	2.29	22.56	70.51	74.48	75.52	84.51
	LOCALPLAYGROUND	1.89 (↑0.57)	2.86 (↑0.57)	26.09 (↑3.53)	77.93 (↑7.42)	73.50 (↓0.98)	78.26 (↑2.74)	83.81 (↓0.70)
 Qwen-Plus-Latest	w/o web search	1.79	2.79	27.76	77.19	73.21	68.78	83.41
	LOCALPLAYGROUND	2.59 (↑0.80)	3.12 (↑0.33)	32.79 (↑5.03)	80.94 (↑3.75)	73.65 (↑0.44)	68.68 (↓0.10)	83.14 (↓0.27)
 LongCat-Large-32K	w/o web search	1.59	2.49	30.93	79.45	71.82	65.58	80.72
	LOCALPLAYGROUND	2.73 (↑1.14)	3.22 (↑0.73)	33.19 (↑2.26)	80.51 (↑1.06)	73.40 (↑1.58)	60.80 (↓4.78)	81.14 (↑0.42)
 Hunyuan-T1	w/o web search	1.82	2.65	30.10	74.50	73.53	71.76	84.50
	LOCALPLAYGROUND	2.30 (↑0.48)	3.15 (↑0.50)	32.94 (↑2.84)	80.59 (↑6.09)	73.00 (↓0.53)	63.77 (↓7.99)	84.71 (↑0.21)
Open-source LLMs								
 Qwen3-14B	w/o web search	1.20	2.16	21.07	71.54	70.67	54.47	82.71
	LOCALPLAYGROUND	2.04 (↑0.84)	2.85 (↑0.69)	26.42 (↑5.35)	76.25 (↑4.71)	70.97 (↑0.30)	48.54 (↓5.93)	81.54 (↓1.17)
 Qwen3-32B	w/o web search	1.33	2.10	22.74	68.23	70.40	47.73	80.80
	LOCALPLAYGROUND	2.48 (↑1.15)	2.89 (↑0.79)	24.75 (↑2.01)	71.37 (↑3.14)	70.17 (↓0.23)	40.84 (↓6.89)	81.34 (↑0.54)
 Qwen3-235B-A22B	w/o web search	1.26	2.10	23.08	66.56	70.50	54.94	81.20
	LOCALPLAYGROUND	2.35 (↑1.09)	2.81 (↑0.71)	28.43 (↑5.35)	73.48 (↑6.92)	70.54 (↑0.04)	52.43 (↓2.51)	81.67 (↑0.47)
 GLM-4.5	w/o web search	1.92	2.92	29.10	76.56	67.86	73.15	80.97
	LOCALPLAYGROUND	2.73 (↑0.81)	3.66 (↑0.74)	33.78 (↑4.68)	76.76 (↑0.20)	71.81 (↑3.95)	73.12 (↓0.03)	76.66 (↓4.31)
 Deepseek-V3.1	w/o web search	2.36	3.36	29.77	78.64	72.17	69.25	81.56
	LOCALPLAYGROUND	3.43 (↑1.07)	4.02 (↑0.66)	34.34 (↑4.57)	80.00 (↑1.36)	72.39 (↑0.22)	60.80 (↓8.45)	81.48 (↓0.08)
Average	w/o web search	1.56	2.49	25.58	73.38	71.70	65.63	82.41
	LOCALPLAYGROUND	2.43 (↑0.87)	3.13 (↑0.64)	29.95 (↑4.37)	77.33 (↑3.95)	72.10 (↑0.40)	61.99 (↓3.64)	81.65 (↓0.76)

using DeepSeek-V3.1, the best-performing model in correctness from RQ2, with varying max conversation round N from 2 to 8.

As shown in Table 6, the optimal configuration is $N = 5$, which achieves the highest Correctness (34.34%). When $N < 5$, insufficient rounds limit information gathering, resulting in lower correctness (30.87%–32.11%). When $N > 5$, despite increased tool usage, correctness begins to decline (31.32%–32.77%), suggesting that excessive rounds introduce noisy information that hinders answer quality rather than improving it. In terms of computational cost, increasing the maximum rounds initially leads to more tool calls and longer conversations, but the growth saturates beyond $N = 5$. The average tool calls plateau around 3.68–3.81 and average rounds stabilize near 4.29–4.48. Therefore, $N = 5$ represents a critical turning point that balances performance and efficiency (3.43 tool calls, 4.02 rounds).

Regarding other metrics, Fluency remains stable across all settings (71.44%–72.39%), while faithfulness gradually decreases from 64.78% ($N = 2$) to 60.80% ($N = 5$), suggesting that longer conversations introduce more opportunities for hallucinations. Safety scores stay consistently high (80.39%–82.39%), indicating robustness across different round limits.

Finding 3: Setting maximum rounds to 5 achieves optimal performance, maximizing correctness while maintaining efficiency. Beyond this threshold, tool usage saturates but correctness declines, indicating diminishing returns from information redundancy.

Table 6: Sensitivity analysis of Max Round N on model performance.

Max Round	Evaluation Metrics						
	Avg. tool calls	Avg. rounds	Correctness (%)	Completeness (%)	Fluency (%)	Faithfulness (%)	Safety (%)
$N = 2$	1.96	1.98	30.87	79.63	71.44	64.78	81.14
$N = 3$	2.58	2.92	31.12	79.43	71.57	63.50	82.27
$N = 4$	3.20	3.75	32.11	79.70	72.27	64.26	82.39
$N = 5$	3.43	4.02	34.34	80.00	72.39	60.80	81.48
$N = 6$	3.79	4.45	32.77	80.20	71.96	60.56	80.91
$N = 7$	3.81	4.48	31.65	80.20	71.89	61.32	80.84
$N = 8$	3.68	4.29	31.32	79.26	71.65	61.33	80.39

6 Conclusion

We propose LOCALSEARCHBENCH, a new benchmark for *agentic search* in local life services, designed to evaluate multi-hop reasoning in real-world business scenarios. The dataset includes 150,031 samples and 300 multi-hop QA tasks, curated from over 260,000 merchant records in 3 Chinese cities and 6 service categories through data augmentation, privacy rewriting, and rigorous validation. Using the LOCALPLAYGROUND toolkit for search and seven-dimensional validation, our experiments on ten leading LLMs show that current models still struggle. For example, DeepSeek-V3.1 achieves only 34.34% correctness. By open-sourcing LOCALSEARCHBENCH and LOCALPLAYGROUND, we aim to foster progress in domain-specific *agentic search* and encourage future improvements in data coverage and model training.

References

- [1] Fengli Xu, Qianye Hao, Zefang Zong, Jingwei Wang, Yunke Zhang, Jingyi Wang, Xiaochong Lan, Jiahui Gong, Tianjian Ouyang, Fanjin Meng, et al. 2025. Towards large reasoning models: A survey of reinforced reasoning with large language models. *arXiv preprint arXiv:2501.09686* (2025).
- [2] Mohamed Amine Ferrag, Norbert Tihanyi, and Merouane Debbah. 2025. From llm reasoning to autonomous ai agents: A comprehensive review. *arXiv preprint arXiv:2504.19678* (2025).
- [3] Junde Wu, Jiayuan Zhu, Yuyuan Liu, Min Xu, and Yueming Jin. 2025. Agentic Reasoning: A Streamlined Framework for Enhancing LLM Reasoning with Agentic Tools. *arXiv preprint arXiv:2502.04644* (2025).
- [4] Xiaoxi Li, Jiajie Jin, Guanting Dong, Hongjin Qian, Yutao Zhu, Yongkang Wu, Ji-Rong Wen, and Zhicheng Dou. 2025. Webthinker: Empowering large reasoning models with deep research capability. *arXiv preprint arXiv:2504.21776* (2025).
- [5] Zixuan Ke, Fangkai Jiao, Yifei Ming, Xuan-Phi Nguyen, Austin Xu, Do Xuan Long, Minzhi Li, Chengwei Qin, Peifeng Wang, Silvio Savarese, et al. 2025. A survey of frontiers in llm reasoning: Inference scaling, learning to reason, and agentic systems. *arXiv preprint arXiv:2504.09037* (2025).
- [6] Jiajun Chai, Guojun Yin, Zekun Xu, Chuhuai Yue, Yi Jia, Siyu Xia, Xiaohan Wang, Jiwen Jiang, Xiaoguang Li, Chengqi Dong, Hang He, and Wei Lin. 2025. RLFactory: A Plug-and-Play Reinforcement Learning Post-Training Framework for LLM Multi-Turn Tool-Use. *arXiv:2509.06980* [cs.LG] <https://arxiv.org/abs/2509.06980>
- [7] Shuang Sun, Huatong Song, Yuhao Wang, Ruiyang Ren, Jinhao Jiang, Junjie Zhang, Fei Bai, Jia Deng, Wayne Xin Zhao, Zheng Liu, Lei Fang, Zhongyuan Wang, and Ji-Rong Wen. 2025. SimpleDeepSearcher: Deep Information Seeking via Web-Powered Reasoning Trajectory Synthesis. *arXiv:2505.16834* [cs.CL] <https://arxiv.org/abs/2505.16834>
- [8] Dingchu Zhang, Yida Zhao, Jialong Wu, Baixuan Li, Wenbiao Yin, Liwen Zhang, Yong Jiang, Yufeng Li, Kewei Tu, Pengjun Xie, and Fei Huang. 2025. EvolveSearch: An Iterative Self-Evolving Search Agent. *arXiv:2505.22501* [cs.CL] <https://arxiv.org/abs/2505.22501>
- [9] Wenxuan Shi, Haochen Tan, Chuqiao Kuang, Xiaoguang Li, Xiaozhe Ren, Chen Zhang, Hanting Chen, Yasheng Wang, Lifeng Shang, Fisher Yu, and Yunhe Wang. 2025. Pangu DeepDiver: Adaptive Search Intensity Scaling via Open-Web Reinforcement Learning. *arXiv:2505.24332* [cs.CL] <https://arxiv.org/abs/2505.24332>
- [10] Zhengliang Shi, Shen Gao, Lingyong Yan, Yue Feng, Xiuyi Chen, Zhumin Chen, Dawei Yin, Suzan Verberne, and Zhaochun Ren. 2025. Tool Learning in the Wild: Empowering Language Models as Automatic Tool Agents. *arXiv:2405.16533* [cs.CL] <https://arxiv.org/abs/2405.16533>
- [11] Weizhi Zhang, Yangning Li, Yuanchen Bei, Junyu Luo, Guancheng Wan, Liangwei Yang, Chenxuan Xie, Yuyao Yang, Wei-Chieh Huang, Chunyu Miao, et al. 2025. From Web Search towards Agentic Deep Research: Incentivizing Search with Reasoning Agents. *arXiv preprint arXiv:2506.18959* (2025).
- [12] Xiaoxi Li, Guanting Dong, Jiajie Jin, Yuyao Zhang, Yujia Zhou, Yutao Zhu, Peitian Zhang, and Zhicheng Dou. 2025. Search-o1: Agentic search-enhanced large reasoning models. *arXiv preprint arXiv:2501.05366* (2025).
- [13] Fengran Mo, Chuan Meng, Mohammad Aliannejadi, and Jian-Yun Nie. 2025. Conversational search: From fundamentals to frontiers in the LLM era. In *Proceedings of the 48th International ACM SIGIR Conference on Research and Development in Information Retrieval*. 4094–4097.
- [14] Chuhuai Yue, Chengqi Dong, Yanan Gao, Hang He, Jiajun Chai, Guojun Yin, and Wei Lin. 2025. Promoting Efficient Reasoning with Verifiable Stepwise Reward. *arXiv:2508.10293* [cs.AI] <https://arxiv.org/abs/2508.10293>
- [15] Chuhuai Yue, Jiajun Chai, Yufei zhang, Zixiang Ding, Xihao Liang, Peixin Wang, Shihai Chen, Wang Yixuan, wangyanping, Wei Lin, and Guojun Yin. 2025. UIOrchestra: Generating High-Fidelity Code from UI Designs with a Multi-agent System. In *The 2025 Conference on Empirical Methods in Natural Language Processing*. <https://openreview.net/forum?id=0TS79LJSNZ>
- [16] Shuyan Zhou, Frank F. Xu, Hao Zhu, Xuhui Zhou, Robert Lo, Abishek Sridhar, Xianyi Cheng, Tianyue Ou, Yonatan Bisk, Daniel Fried, Uri Alon, and Graham Neubig. 2024. WebArena: A Realistic Web Environment for Building Autonomous Agents. *arXiv:2307.13854* [cs.AI] <https://arxiv.org/abs/2307.13854>
- [17] Shunyu Yao, Howard Chen, John Yang, and Karthik Narasimhan. 2023. WebShop: Towards Scalable Real-World Web Interaction with Grounded Language Agents. *arXiv:2207.01206* [cs.CL] <https://arxiv.org/abs/2207.01206>
- [18] Xiaochong Lan, Jie Feng, Jiahuan Lei, Xinlei Shi, and Yong Li. 2025. Benchmarking and advancing large language models for local life services. In *Proceedings of the 31st ACM SIGKDD Conference on Knowledge Discovery and Data Mining V. 2*. 4566–4577.
- [19] Xiaochong Lan, Chen Gao, Shiqi Wen, Xiuqi Chen, Yingge Che, Han Zhang, Huazhou Wei, Hengliang Luo, and Yong Li. 2023. NEON: Living Needs Prediction System in Meituan. In *Proceedings of the 29th ACM SIGKDD Conference on Knowledge Discovery and Data Mining* (Long Beach, CA, USA) (KDD '23). Association for Computing Machinery, New York, NY, USA, 5292–5302. <https://doi.org/10.1145/3580305.3599874>
- [20] Yinfeng Li, Chen Gao, Xiaoyi Du, Huazhou Wei, Hengliang Luo, Depeng Jin, and Yong Li. 2022. Automatically Discovering User Consumption Intents in Meituan. In *Proceedings of the 28th ACM SIGKDD Conference on Knowledge Discovery and Data Mining* (Washington DC, USA) (KDD '22). Association for Computing Machinery, New York, NY, USA, 3259–3269. <https://doi.org/10.1145/3534678.3539122>
- [21] Kalle Kusk. 2025. Flexible Platforms? An Ethnographic Study of Flexible Scheduling in Platform-Mediated Delivery. In *Proceedings of the 2025 CHI Conference on Human Factors in Computing Systems*. 1–11.
- [22] Chang Liu, Huan Yan, Hongjie Sui, Haomin Wen, Yuan Yuan, Yuyang Han, Hongsen Liao, Xuetao Ding, Jinghua Hao, and Yong Li. 2025. Mrgrp: Empowering courier route prediction in food delivery service with multi-relational graph. In *Companion Proceedings of the ACM on Web Conference 2025*. 364–373.
- [23] Boyu Gou, Zanning Huang, Yuting Ning, Yu Gu, Michael Lin, Weijian Qi, Andrei Kopanev, Botao Yu, Bernal JimÁlnez GutiÁlrrrez, Yiheng Shu, Chan Hee Song, Jiaman Wu, Shijie Chen, Hanane Nour Moussa, Tianshu Zhang, Jian Xie, Yifei Li, Tianci Xue, Zeyi Liao, Kai Zhang, Boyuan Zheng, Zhaowei Cai, Viktor Rozgic, Morteza Ziyadi, Huan Sun, and Yu Su. 2025. Mind2Web 2: Evaluating Agentic Search with Agent-as-a-Judge. *arXiv:2506.21506* [cs.AI] <https://arxiv.org/abs/2506.21506>
- [24] Yingxuan Yang, Mulei Ma, Yuxuan Huang, Huacan Chai, Chenyu Gong, Haoran Geng, Yuanjian Zhou, Ying Wen, Meng Fang, Muhao Chen, et al. 2025. Agentic web: Weaving the next web with ai agents. *arXiv preprint arXiv:2507.21206* (2025).
- [25] Yuchen Li, Hengyi Cai, Rui Kong, Xinran Chen, Jiamin Chen, Jun Yang, Haojie Zhang, Jiayi Li, Jiayi Wu, Yiqun Chen, et al. 2025. Towards AI Search Paradigm. *arXiv preprint arXiv:2506.17188* (2025).
- [26] Aaron Jaech, Adam Kalai, Adam Lerer, Adam Richardson, Ahmed El-Kishky, Aiden Low, Alec Helyar, Aleksander Madry, Alex Beutel, Alex Carney, et al. 2024. Openai o1 system card. *arXiv preprint arXiv:2412.16720* (2024).
- [27] Gheorghe Comanici, Eric Biebrer, Mike Schaeckermann, Ice Pasupat, Naveen Sachdeva, Inderjit Dhillon, Marcel Blistein, Ori Ram, Dan Zhang, Evan Rosen, et al. 2025. Gemini 2.5: Pushing the frontier with advanced reasoning, multi-modality, long context, and next generation agentic capabilities. *arXiv preprint arXiv:2507.06261* (2025).
- [28] Tongyi DeepResearch Team. 2025. Tongyi-DeepResearch. <https://github.com/Alibaba-NLP/DeepResearch>.
- [29] Bowen Jin, Hansi Zeng, Zhenrui Yue, Jinsung Yoon, Sercan Arik, Dong Wang, Hamed Zamani, and Jiawei Han. 2025. Search-r1: Training llms to reason and leverage search engines with reinforcement learning. *arXiv preprint arXiv:2503.09516* (2025).
- [30] Huatong Song, Jinhao Jiang, Yingqian Min, Jie Chen, Zhipeng Chen, Wayne Xin Zhao, Lei Fang, and Ji-Rong Wen. 2025. R1-searcher: Incentivizing the search capability in llms via reinforcement learning. *arXiv preprint arXiv:2503.05592* (2025).
- [31] Zhilin Yang, Peng Qi, Saizheng Zhang, Yoshua Bengio, William W Cohen, Ruslan Salakhutdinov, and Christopher D Manning. 2018. HotpotQA: A dataset for diverse, explainable multi-hop question answering. *arXiv preprint arXiv:1809.09600* (2018).
- [32] Xanh Ho, Anh-Khoa Duong Nguyen, Saku Sugawara, and Akiko Aizawa. 2020. Constructing a multi-hop qa dataset for comprehensive evaluation of reasoning steps. *arXiv preprint arXiv:2011.01060* (2020).
- [33] Ofir Press, Muru Zhang, Sewon Min, Ludwig Schmidt, Noah A Smith, and Mike Lewis. 2022. Measuring and narrowing the compositionality gap in language models. *arXiv preprint arXiv:2210.03350* (2022).
- [34] Harsh Trivedi, Niranjan Balasubramanian, Tushar Khot, and Ashish Sabharwal. 2022. MuSiQue: Multihop Questions via Single-hop Question Composition. *Transactions of the Association for Computational Linguistics* 10 (2022), 539–554.
- [35] Jason Wei, Zhiqing Sun, Spencer Papay, Scott McKinney, Jeffrey Han, Isa Fulford, Hyung Won Chung, Alex Tachard Passos, William Fedus, and Amelia Glaese. 2025. BrowseComp: A Simple Yet Challenging Benchmark for Browsing Agents. *arXiv:2504.12516* [cs.CL] <https://arxiv.org/abs/2504.12516>
- [36] Peilin Zhou, Bruce Leon, Xiang Ying, Can Zhang, Yifan Shao, Qichen Ye, Dading Chong, Zhiling Jin, Chenxuan Xie, Meng Cao, Yuxin Gu, Sixin Hong, Jing Ren, Jian Chen, Chao Liu, and Yining Hua. 2025. BrowseComp-ZH: Benchmarking Web Browsing Ability of Large Language Models in Chinese. *arXiv:2504.19314* [cs.CL] <https://arxiv.org/abs/2504.19314>
- [37] Yunjia Xi, Jianghao Lin, Menghui Zhu, Yongzhao Xiao, Zhuoying Ou, Jiaqi Liu, Tong Wan, Bo Chen, Weiwen Liu, Yasheng Wang, et al. 2025. InfoDeepSeek: Benchmarking Agentic Information Seeking for Retrieval-Augmented Generation. *arXiv preprint arXiv:2505.15872* (2025).
- [38] Thinh Pham, Nguyen Nguyen, Pratibha Zunjare, Weiyuan Chen, Yu-Min Tseng, and Tu Vu. 2025. SealQA: Raising the Bar for Reasoning in Search-Augmented Language Models. *arXiv preprint arXiv:2506.01062* (2025).
- [39] Jerry Wei, Chengrun Yang, Xinying Song, Yifeng Lu, Nathan Hu, Jie Huang, Dustin Tran, Daiyi Peng, Ruibo Liu, Da Huang, et al. 2024. Long-form factuality in large language models. *Advances in Neural Information Processing Systems* 37 (2024), 80756–80827.
- [40] David Wadden, Shanchuan Lin, Kyle Lo, Lucy Lu Wang, Madeleine van Zuylen, Arman Cohan, and Hannaneh Hajishirzi. 2020. Fact or fiction: Verifying scientific

claims. *arXiv preprint arXiv:2004.14974* (2020).

[41] Yichen Jiang, Shikha Bordia, Zheng Zhong, Charles Dognin, Maneesh Singh, and Mohit Bansal. 2020. HoVer: A dataset for many-hop fact extraction and claim verification. *arXiv preprint arXiv:2011.03088* (2020).

[42] Shengkang Wang, Hongzhan Lin, Ziyang Luo, Zhen Ye, Guang Chen, and Jing Ma. 2024. Mfc-bench: Benchmarking multimodal fact-checking with large vision-language models. *arXiv preprint arXiv:2406.11288* (2024).

[43] Corby Rosset, Ho-Lam Chung, Guanghui Qin, Ethan C Chau, Zhuo Feng, Ahmed Awadallah, Jennifer Neville, and Nikhil Rao. 2024. Researchy questions: A dataset of multi-perspective, compositional questions for llm web agents. *arXiv preprint arXiv:2402.17896* (2024).

[44] Mingxuan Du, Benfeng Xu, Chiwei Zhu, Xiaorui Wang, and Zhendong Mao. 2025. DeepResearch Bench: A Comprehensive Benchmark for Deep Research Agents. *arXiv preprint arXiv:2506.11763* (2025).

[45] Nikos I Bosse, Jon Evans, Robert G Gambee, Daniel Hnyk, Peter Mühlbacher, Lawrence Phillips, Dan Schwarz, Jack Wildman, et al. 2025. Deep Research Bench: Evaluating AI Web Research Agents. *arXiv preprint arXiv:2506.06287* (2025).

[46] Haochen Tan, Zhijiang Guo, Zhan Shi, Lu Xu, Zhili Liu, Yunlong Feng, Xiaoguang Li, Yasheng Wang, Lifeng Shang, Qun Liu, et al. 2024. Proxyqa: An alternative framework for evaluating long-form text generation with large language models. *arXiv preprint arXiv:2401.15042* (2024).

[47] Huaying Yuan, Zheng Liu, Junjie Zhou, Hongjin Qian, Ji-Rong Wen, and Zhicheng Dou. 2025. VideoDeepResearch: Long Video Understanding With Agentic Tool Using. *arXiv preprint arXiv:2506.10821* (2025).

[48] OpenAI. 2025. GPT-5 Model. <https://openai.com/index/introducing-gpt-5/>

[49] Anthropic. 2025. Claude 4.1 opus Model. <https://www.anthropic.com/news/claude-4-1-opus/>

[50] Yiding Liu, Weixue Lu, Suqi Cheng, Daiting Shi, Shuaiqiang Wang, Zhicong Cheng, and Dawei Yin. 2021. Pre-trained language model for web-scale retrieval in baidu search. In *Proceedings of the 27th ACM SIGKDD Conference on Knowledge Discovery & Data Mining*. 3365–3375.

[51] Anthropic. 2025. Claude Sonnet 4 Model. <https://www.anthropic.com/news/claude-sonnet-4/>

[52] OpenAI. 2025. GPT-4.1 Model. <https://openai.com/index/gpt-4-1/>

[53] Tencent Hunyuan Team, Ao Liu, Botong Zhou, Can Xu, Chayse Zhou, ChenChen Zhang, Chengcheng Xu, Chenhao Wang, Decheng Wu, Dengpeng Wu, et al. 2025. Hunyuan-turbos: Advancing large language models through mamba-transformer synergy and adaptive chain-of-thought. *arXiv preprint arXiv:2505.15431* (2025).

[54] Meituan LongCat Team, Bei Li, Bingye Lei, Bo Wang, Bolin Rong, Chao Wang, Chao Zhang, Chen Gao, Chen Zhang, Cheng Sun, et al. 2025. LongCat-Flash Technical Report. *arXiv preprint arXiv:2509.01322* (2025).

[55] DeepSeek-AI. 2025. DeepSeek-V3.1 Model. <https://api.deepseek.com>

[56] Aohan Zeng, Xin Lv, Qinkai Zheng, Zhenyu Hou, Bin Chen, Chengxing Xie, Cunxiang Wang, Da Yin, Hao Zeng, Jiajie Zhang, et al. 2025. Glm-4.5: Agentic, reasoning, and coding (arc) foundation models. *arXiv preprint arXiv:2508.06471* (2025).

[57] An Yang, Anfeng Li, Baosong Yang, Beichen Zhang, Binyuan Hui, Bo Zheng, Bowen Yu, Chang Gao, Chengen Huang, Chenxu Lv, et al. 2025. Qwen3 technical report. *arXiv preprint arXiv:2505.09388* (2025).

[58] Yanzhao Zhang, Mingxin Li, Dingkun Long, Xin Zhang, Huan Lin, Baosong Yang, Pengjun Xie, An Yang, Dayiheng Liu, Junyang Lin, et al. 2025. Qwen3 Embedding: Advancing Text Embedding and Reranking Through Foundation Models. *arXiv preprint arXiv:2506.05176* (2025).

A Appendix

A.1 LOCALSEARCHBENCH Task Details

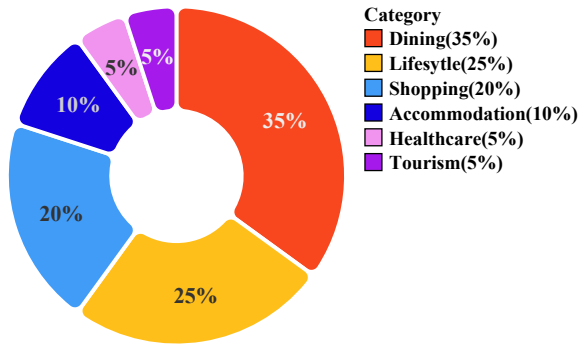


Figure 11: Standardized category distribution of real-world data

Table 7: Human-AI Agreement Rate by Field

Field	Human-AI Agreement Rate
subcategory	100.00%
district	100.00%
category	100.00%
city	100.00%
review_count	96.97%
price_range	95.96%
business_hours	95.96%
landmark	92.93%
rating	91.92%
delivery_available	91.82%
delivery_range	91.82%
delivery_fee	87.78%
min_order_amount	86.77%
address	77.68%
phone	73.64%
name	72.63%
mobile	71.61%
products	71.61%
email	68.55%
description	62.51%
Average	86.51%

Prompt for Data Augmentation

Please generate enhanced merchant data based on the original data below. Enrich all fields while preserving original information:

IMPORTANT: category must be selected from this list only:
{', '.join(allowed_categories)}

Original data:
{json.dumps(original, ensure_ascii=False, indent=2)}

Output complete JSON with these fields:

Basic Info:

- name: Concise name without location identifiers (e.g., "XX Road Branch")
- category: Main category (MUST choose from: {', '.join(allowed_categories)})
- subcategory: Sub-category (refined classification matching actual business)
- description: Brief description (<50 chars), matching store type and name

Location (enhance based on original address):

- address: Detailed address (if original "address" is non-empty, keep identical; if empty, generate from location field, consistent with city/district/landmark)
- city: Shanghai
- district: District name (e.g., Huangpu/Jing'an/Xuhui)
- business_area: Business district (e.g., Xujiahui/Lujiazui)
- landmark: Nearby landmark (e.g., Shanghai Stadium)

Business Info:

- business_hours: Weekly hours (reasonable format; 24-hour stores must be "0:00-24:00")

Pricing & Rating:

- price_range: Reasonable range between min/max product prices
- avg_price: Average price within price_range and product price bounds
- rating: 1-5 score (keep original if exists)
- review_count: Review count (keep original if exists; otherwise ≤10000)

Services:

- tags: 5-8 relevant tags matching business type
- facilities: 5-10 items (physical + service facilities like "Free Wi-Fi")

Contact:

- phone: Landline (7-8 digits)
- mobile: Mobile (11 digits)
- email: Valid format (xxx@xxx.com)

Coordinates:

- latitude: 6 decimal places
 - longitude: 6 decimal places
- (Infer from city/district/business_area)

Delivery:

- delivery_available: true if original "delivery_available" non-empty, else false
- delivery_range: 1.0-25.0 km
- delivery_fee: <60 yuan, match original
- min_order_amount: 2-60 yuan, match original

Promotions:

- promotions: 0-3 items

Products (same count as original):

- products: List with name/price/description per item

Group Deals (same count as original):

- group_deals: List with title/price/description/discount
- (If matching products exist, deal price must be lower; discount = deal_price/original_price)

Requirements:

1. Maintain data authenticity and consistency
2. Generate appropriate features/products by business type
3. Reasonable market-level pricing
4. All fields consistent with original data
5. Return JSON only, no extra text

Figure 12: Prompt for Data Augmentation

Prompt for Privacy Rewriting

Anonymize merchant data. Protect privacy, keep usability.

Original: {json.dumps(enhanced, ensure_ascii=False, indent=2)}

Anonymize these fields (different from original):

- name: Fully anonymized, no real duplicates/locations, commercially reasonable
- description: Match new name
- address: Change building#/floor, keep city/district
- phone: Valid 7-8 digits
- mobile: Valid 11 digits
- email: Based on new name

Keep all other fields identical.

Return JSON only, no extra text.

Figure 13: Prompt for Privacy Rewriting

Prompt for Augmentation Validation

Role

You are a professional search benchmark evaluator, evaluating merchant data quality. Compare original and generated data for each field, score strictly according to JSON format.

Task

Evaluate accuracy, consistency and reasonableness of enhanced merchant data based on original data.

Input Format

- **Original Data**: Basic merchant info from Meituan search results
- **Generated Data**: Enhanced merchant data with enriched fields

Evaluation Criteria

Score 1 for correct, 0 for incorrect. Only evaluate the following fields:

Basic Info

name: 1=Concise name without location identifiers (e.g., "XX Road Branch", "XX Store"); 0=Contains location info or unreasonable
category: 1=One of 6 categories (Food/Shopping/Hotel/Tourism/Medical/Life Service); 0=Invalid category
subcategory: 1=Refined classification under main category, matches actual business; 0=Mismatch
description: 1=Matches store type and name, natural language; 0=Inconsistent or unreasonable

Location Info

city: 1=Consistent with location field in original data; 0=Inconsistent
district: 1=Consistent with location field in original data; 0=Inconsistent
landmark: 1=Reasonable and matches business_area; 0=Mismatch
address: 1=Identical to original if non-empty, or generated from location field matching city/district/landmark; 0=Inconsistent
business_area: 1=Consistent with location field in original data; 0=Inconsistent

Price & Business Info

price_range: 1=Reasonable, within min/max product prices, matches merchant type; 0=Unreasonable (e.g., lunch box over 80, bubble tea over 60)
avg_price: 1=Within price_range and product price bounds, reasonable; 0=Inconsistent
business_hours: 1=Reasonable format, matches merchant type (24h stores must be "0:00-24:00"); 0=Invalid

Rating Info

rating: 1=Matches original if exists, or within 1-5 range; 0=Invalid
review_count: 1=Matches original if exists, or under 10000; 0=Exceeds limit

Tags & Features

tags: 1=Reasonable, matches merchant type; 0=Mismatch
specialties: 1=Matches actual business; 0=Mismatch
facilities: 1=Reasonable, includes physical and service facilities; 0=Mismatch

Contact Info

phone: 1=Valid format (7-8 digits); 0=Invalid
mobile: 1=Valid format (11 digits); 0=Invalid
email: 1=Valid format (xxx@xxx.com); 0=Invalid

Delivery Info

delivery_available: 1=true if original delivery field non-empty, else false; 0=Inconsistent
delivery_fee: 1=Under 60, matches original, reasonable; 0=Unreasonable
delivery_range: 1=1.0-25.0 km; 0=Unreasonable
min_order_amount: 1=2-60, matches original, reasonable; 0=Unreasonable

Promotions

promotions: 1=Reasonable content; 0=Unreasonable

Products

products: 1=Matches store type, reasonable prices, accurate descriptions; 0=Mismatch
group_deals: 1=If matching products exist, deal price < product price AND discount = deal_price/original_price; otherwise reasonable; 0=Invalid calculation

Output Format

```
```json
{
 "field_name": {
 "score": 0 or 1,
 "reason": "Evaluation reason"
 }
},
...
```
```

Note: Output score and reason only, no value field.

Figure 14: Prompt for Augmentation Validation