

# Generating Storytelling Images with Rich Chains-of-Reasoning

Xiujie Song<sup>1</sup>, Qi Jia<sup>2</sup>, Shota Watanabe<sup>1</sup>, Xiaoyi Pang<sup>1</sup>,  
Ruijie Chen<sup>3</sup>, Mengyue Wu<sup>1,\*</sup>, Kenny Q. Zhu<sup>4,\*</sup>

<sup>1</sup>X-LANCE Lab, School of Computer Science, Shanghai Jiao Tong University, China

<sup>2</sup>Shanghai Artificial Intelligence Laboratory, China

<sup>3</sup>East China University of Technology, China

<sup>4</sup>University of Texas at Arlington, USA

{xiujiesong, soawb71, fointpang, mengyuewu}@sjtu.edu.cn,  
jiaqi@pjlab.org.cn, 2023213701@ecut.edu.cn, kenny.zhu@uta.edu

## Abstract

A single image can convey a compelling story through logically connected visual clues, forming Chains-of-Reasoning (CoRs). We define these semantically rich images as Storytelling Images. By conveying multi-layered information that inspires active interpretation, these images enable a wide range of applications, such as illustration and cognitive screening. Despite their potential, such images are scarce and complex to create. To address this, we introduce the **Storytelling Image Generation** task and propose StorytellingPainter, a two-stage pipeline combining the reasoning of Large Language Models (LLMs) with Text-to-Image (T2I) synthesis. We also develop a dedicated evaluation framework assessing semantic complexity, diversity, and text-image alignment. Furthermore, given the critical role of story generation in the task, we introduce lightweight Mini-Storytellers to bridge the performance gap between small-scale and proprietary LLMs. Experimental results demonstrate the feasibility of our approaches<sup>1</sup>.

## 1 Introduction

*“A picture is worth a thousand words.”*

Is it possible for a single image to tell a logically coherent and semantically rich story on its own? The answer is yes, and we define this kind of image as *Storytelling Image* in this paper, which typically conveys a story through rich visual clues and logical connections among them.

The Cookie Theft picture (Figure 1 (a)) from Boston Diagnostic Aphasia Examination (BDAE) (Goodglass et al., 2001) is a typical Storytelling Image with rich semantics. It tells the story of two children sneaking cookies from the

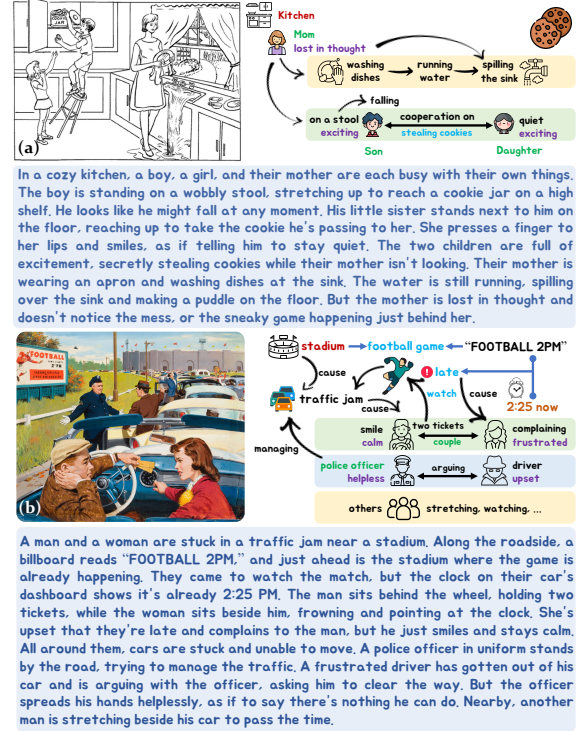


Figure 1: Storytelling Images with rich CoRs. Each case consists of the image, a graph formed by the connected CoRs, and a description. (a) Cookie Theft, a widely used image in cognitive and linguistic assessments. (b) Frustration, a magazine cover illustration.

cupboard while their mother is doing the dishes. It is precisely because of the rich semantics embedded in this image that it has been widely used in picture description tasks to evaluate human cognitive and language abilities for over 50 years. This picture is still widely used, but is now considered outdated and does not adapt well across different cultures (Berube et al., 2019; Steinberg et al., 2022). To address these issues, it is often modified or replaced to suit different application scenarios (Hussein et al., 2015; Domínguez et al., 2006; Oh et al., 2012). In addition to human cognitive assessment, this type of image can also be used to evaluate

\*Corresponding authors.

<sup>1</sup>Code available at: <https://github.com/xiujiesong/StorytellingImageGeneration>

the cognitive reasoning abilities of Large Vision-Language Models (LVLMs) (Song et al., 2025b). Beyond the evaluative function, these images often appear as illustrations in magazines and books, created by accomplished artists (Claridge, 2001). This indicates that such Storytelling Images are rare yet in high demand, and that generating them remains challenging even for experts. Therefore, exploring how to automatically create such images holds substantial scientific and practical value.

Storytelling Images convey compelling narratives through rich visual clues that are semantically and logically interconnected. We define a sequence that links these visual clues with their corresponding inferential conclusions as a Chain-of-Reasoning (CoR), which enables the image to convey information across multiple semantic dimensions to the viewers. These semantic dimensions include characters and their relationships, events and their causal connections, as well as the mental states of the characters, etc. (Cummings, 2019). In other words, these images are characterized by high semantic density, which makes their creation particularly challenging. For instance, in Figure 1 (b), visual clues such as *the “FOOTBALL 2 PM” sign, the stadium, the police officer, the two tickets, the 2:25 clock, and the woman’s expression* form a CoR leading to the conclusion that [the couple is stuck in traffic and will likely miss the game].

Although image generation is a classic problem, no existing work targets such semantically complex images. Story Visualization (Li et al., 2019) centers on generating a sequence of images to narrate, yet remains distinct from generating a single Storytelling Image that demands higher semantic density. Previous approaches have struggled to generate such images because the task demands not only advanced reasoning but also high-quality image synthesis capabilities, making it particularly challenging. Thus, motivated by the inherent appeal, wide applicability, and extreme scarcity of such images, we propose the Storytelling Image Generation task to fill this research gap.

Human creation of these images generally follows a two-stage process: story design and image rendering. For example, images like Cookie Theft used for cognitive assessment are typically drawn by an artist based on the specifications provided by professionals (Nicholas and Brookshire, 1993). To simulate this process, we propose a two-stage pipeline, StorytellingPainter, which consists of a Large Language Model (LLM) as Storyteller model

and a Text-to-Image (T2I) model as Painter model. To comprehensively evaluate the task and pipeline, we also propose an evaluation framework consisting of three evaluators: a Semantic Complexity Evaluator for the semantic complexity of generated stories and images; a KNN-based Diversity Evaluator for story diversity; and a Story-Image Alignment Evaluator for the alignment between stories and generated images. Given that the story serves as the foundation of a Storytelling Image, the observed performance gap between smaller open-source and proprietary LLMs is a critical bottleneck. To bridge this, we explore strategies to train computationally efficient Mini-Storyteller models.

To sum up, our contributions are as follows:

- We are the first to formalize the Storytelling Image Generation task, which focuses on generating a single image to tell a semantically rich story with various CoRs.
- We propose StorytellingPainter, a pipeline achieving state-of-the-art results in Storytelling Image Generation. Complementing this pipeline, we introduce a robust evaluation framework featuring three key evaluators. We validate our approach through extensive experiments across diverse configurations.
- We explore different training strategies to enhance the storytelling ability of lightweight open-source LLMs. The resulting Mini-Storyteller models show substantial improvements in story generation quality.

## 2 StorytellingPainter

This section introduces the Storytelling Image Generation task, the StorytellingPainter pipeline, and the evaluation framework, concluding with the experimental analysis.

### 2.1 Task Definition

The goal of **Storytelling Image Generation** task is to leverage the creative capabilities of generative AI models to produce diverse semantically rich Storytelling Images with minimal human effort.

A semantically rich **Storytelling Image** is defined as one that embeds complex **Chains-of-Reasoning (CoRs)** (Song et al., 2025b), which logically connect visual clues to form a narrative.

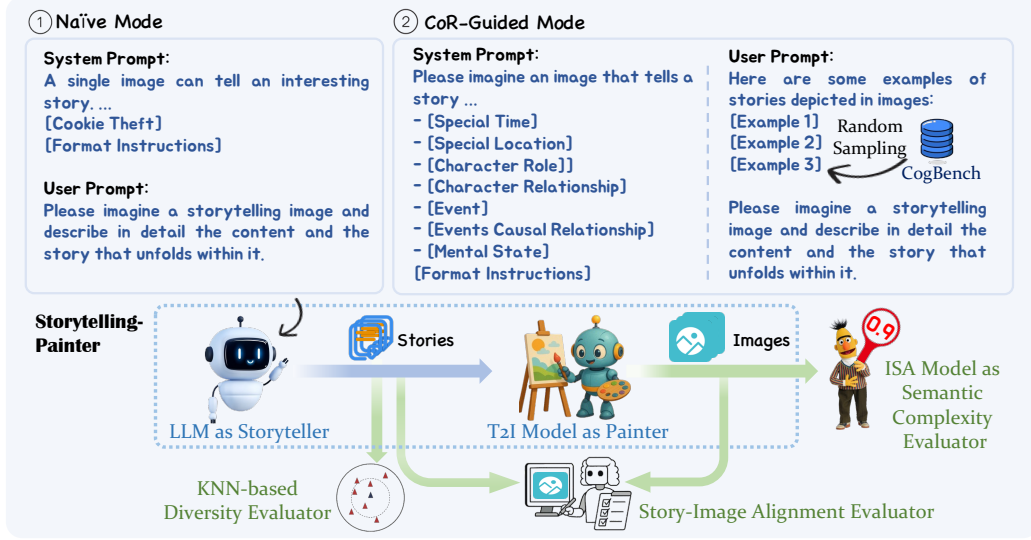


Figure 2: Our proposed StorytellingPainter pipeline and dedicated evaluators.

### Definition of Chain-of-Reasoning

Let  $C = \{c_1, c_2, \dots, c_n\}$  be a set of distinct visual clues identified within the image. Let  $K$  be an inferred conclusion. The CoR is defined by the logical structure where the *conjunction* of these clues implies the conclusion  $K$ :

$$\text{CoR} := (c_1 \wedge c_2 \wedge \dots \wedge c_n) \implies K \quad (1)$$

Here,  $\wedge$  denotes logical conjunction, and  $\implies$  denotes logical implication. This structure asserts that the combined presence of all visual clues  $\{c_i\}$  logically supports the inferred conclusion  $K$ .

### Definition of Storytelling Image Generation

Given  $N$  instructions  $I = \{i_1, \dots, i_N\}$  where elements are not necessarily distinct, the task is to first create  $N$  stories  $S = \{s_1, \dots, s_N\}$  and then generate  $N$  corresponding Storytelling Images  $Y = \{y_1, \dots, y_N\}$ .

Each story  $s_i \in S$  should describe a dramatic, single-moment scene that can be depicted in one image, rather than a long story with a time sequence or dialogue. It should also be semantically distinct from all other stories in the set as much as possible. Each generated image  $y_i \in Y$  is expected to independently and accurately convey the story  $s_i$ .

## 2.2 StorytellingPainter Pipeline

When human experts create such images, they normally first envision a story and then bring that imagined scene to life on the canvas with their brush. Inspired by this process, we propose a two-stage StorytellingPainter pipeline, as shown in Figure 2. In the first stage, we leverage the imagination and

reasoning abilities of LLMs to generate a story, referring to this component as the Storyteller model. The key difference between this type of story and typical narratives lies in the temporal structure. The stories we generate here are anchored in a single moment in time, meaning each character can perform only one action. In contrast, typical stories unfold over a sequence of events, allowing characters to perform multiple actions in succession. In the second stage, we leverage the image generation capabilities of T2I models to create images that depict the generated stories, referring to this component as the Painter model.

For the Storyteller model, we explore two different prompting modes, as illustrated in Figure 2.

**Naïve Mode** We use a relatively simple prompt for the Storyteller. The prompt specifies requirements for imagining a story that can be told by an image and provides the Cookie Theft story as an example and some format instructions. The format instructions specify our requirements for the structure of the generated stories. For example, we prefer the stories to be concise rather than lengthy, and they should be imaginative interpretations of a single image rather than traditional narratives with sequences of events or dialogues.

**CoR-Guided Mode** The CoRs that constitute a Storytelling Image often involve multiple semantic dimensions. By analyzing the Cookie Theft and other Storytelling Images, we identify seven core dimensions that capture the essence of Storytelling Images. We incorporate these dimensions as prior

knowledge to guide the Storyteller model in generating more coherent and semantically rich stories.

- **[Time]**: The specific time when the story takes place, such as Christmas or 3:00 AM.
- **[Location]**: The specific setting of the story, such as a grocery store or a baseball field.
- **[Character Role]**: The roles of the characters, such as a teacher or a firefighter.
- **[Character Relationship]**: The relationships between characters, such as a mother and son.
- **[Event]**: The key events that occur in the story. For example, two boys stealing cookies.
- **[Event Causal Relationship]**: The causal relationships between events. For example, a boy is being scolded because he is doodling.
- **[Mental State]**: The emotional or psychological states of the characters, such as happiness.

Leveraging CogBench’s (Song et al., 2025b) rich collection of Storytelling Images and descriptions, we propose a Dynamic In-Context Learning (Dyn-ICL) strategy to enhancing diversity. It randomly samples three descriptions from CogBench as in-context examples for each Storyteller prompt.

## 2.3 Evaluators

Based on the task objectives in Section 2.1, we designed a dedicated evaluation framework for the task and pipeline. Specifically, the framework comprises three evaluators: a Semantic Complexity Evaluator to evaluate the semantic complexity of generated stories and images, a KNN-based Diversity Evaluator to evaluate the diversity of stories and a Story-Image Alignment Evaluator to measure the semantic gap between stories and images.

### 2.3.1 Semantic Complexity Evaluator

The Image Semantic Assessment (ISA) task (Song et al., 2025a) aligns well with the objective of our task, as it aims to automatically evaluate the storytelling ability of an image by defining a Semantic Complexity Score. Therefore, we adopt the ISA model, CoT VLISA (BERT), as a key Evaluator for our pipeline to automatically calculate Semantic Complexity Score. CoT VLISA (BERT) first extracts features from the image in text form using GPT-4o (OpenAI, 2023) and then computes the Semantic Score based on the text features with

a fine-tuned BERT (Devlin et al., 2019). The extracted text features include the seven dimensions of visual clues mentioned in the CoR-Guided Mode in Section 2.2. With Semantic Score, the effectiveness of Storytellers and Painters can be assessed.

### 2.3.2 KNN-based Diversity Evaluator

Inspired by studies on dataset diversity (Stasaski and Hearst, 2022; Stasaski et al., 2020; Yang et al., 2025b), we adopt distance-based semantic diversity to measure the diversity of our generated stories.

To calculate Diversity Score, we first address the potential bias introduced by the varying story lengths produced by different models. To ensure a fair comparison focused on core narrative components, we employ a custom-designed summarizer (GPT-4.1-mini), which processes each generated story to extract a relatively standardized, structured representation comprising four CoR elements: [Time], [Location], [Character], and [Event]. Subsequently, the extracted information is input into Qwen3-Embedding-0.6B (Qwen et al., 2025) to yield the corresponding embedding  $e$ . The Diversity Score is defined as the average KNN cosine distance across all embeddings.

$$\text{Diversity Score} = \frac{1}{N} \sum_{i=1}^N \frac{1}{K} \sum_{j \in \text{KNN}(i)} (1 - \cos(e_i, e_j)), \quad (2)$$

where  $N$  is the number of generated stories,  $K$  is the number of nearest neighbors, and  $e_i, e_j$  are the embeddings of the extracted key elements for story  $i$  and story  $j$ , respectively.  $\cos(e_i, e_j)$  denotes their cosine similarity. We set  $K = 5$  in this paper.

### 2.3.3 Story-Image Alignment Evaluator

Inspired by prior text-image alignment research (Lin et al., 2024), we utilize a two-stage pipeline to evaluate the consistency between generated images and their stories.

In Key Point Extraction stage, we first utilize an LLM (GPT-4.1) as a structured extractor to identify key points across the seven predefined dimensions in Section 2.2. Subsequently, in Alignment Scoring stage, we use an LVLM (GPT-4o) as the scorer to assesses the generated image against the structured key points extracted in the previous stage. The evaluation is multi-faceted: the scorer provides a fine-grained alignment score for each of the seven dimensions individually, as well as a holistic overall score summarizing the total alignment.



## 2.4 Experiments

### 2.4.1 Experimental Settings

**Models** We investigate different settings within the StorytellingPainter pipeline. For the Storyteller model, we adopt five representative open-source LLMs with varying parameter sizes: Llama-3.2-1B-Instruct, Llama-3.2-3B-Instruct, Llama-3.1-8B-Instruct (Grattafiori et al., 2024), Qwen2.5-1.5B-Instruct and Qwen2.5-7B-Instruct (Qwen et al., 2025) and two of the state-of-the-art proprietary LLMs GPT-4o and GPT-4.1 (OpenAI, 2023). For the Painter model, we adopt two representative T2I models: DALL-E 3 (Betker et al., 2023) and GPT-image-1 (OpenAI, 2025).

**Supplementary Evaluation Metrics** Beyond the three aforementioned evaluators, we further assessed our method based on the following criteria:

- **Human Semantic Complexity Score.** Although ISA model can automatically compute Semantic Score with relatively high alignment to human judgments, it still inevitably contains bias. Thus, to assess the semantic complexity of generated images more accurately, we also incorporate human evaluation.
- **Number of Visual Clues.** In the feature extraction stage, CoT VLISA (BERT) extracts seven dimensions of visual clues. Thus, we calculate the number of visual clues based on the features as a reference.
- **Number of Words.** Since the generated stories are intended to be concise and suitable for image generation, rather than long narratives with temporal progression, we compute the number of words in each story as an indicator of instruction following.

Details and effectiveness validation for our Evaluation Framework are provided in Appendix D.

**Implementation Details** For each configuration, we generate 30 story-image pairs and report the averaged metrics as the final result. CogBench contains many Storytelling Images created by human illustrators, which we adopt as a reference for human capability. Considering that some CogBench images are included in the training data of the ISA model, we identified 48 overlapping images from the ISA test set to serve as our reference set. For CoR-Guided Mode, we split CogBench in a 3:2

ratio, with the two parts reserved for constructing training data and for testing, respectively.

### 2.4.2 Results

**Comparison of prompting modes.** Table 1 presents the performance across various configurations of the StorytellingPainter pipeline. By comparing the Semantic Score of images generated under two different prompting modes, we can observe that CoR-Guided Mode significantly improves the semantic complexity of generated stories and corresponding images. Specifically, according to the number of visual clues in Table 1 and Figure 5 (Appendix A), we can see that CoR-Guided Mode indeed improves the number of visual clues across multiple dimensions compared to the Naive Mode. In terms of diversity, the CoR-Guided Mode also achieves significantly higher Diversity Scores than the Naive Mode, which can be attributed to our Dyn-ICL strategy.

**Performance of different Storyteller models.** In Table 1, by fixing the prompting mode and Painter model, we can evaluate the storytelling capabilities of different Storyteller models.

The combination of GPT-4o and GPT-4.1 as Storytellers with the GPT-Image-1 Painter yields the best performance. A comparison of their Semantic Scores against CogBench demonstrates their capability to generate plausible storytelling images. However, the score disparity between these models and the top 30 human-created images in CogBench indicates that their capabilities still fall significantly short of top-tier human performance.

The performance of smaller open-source models is significantly worse than GPT-4. The word count of stories generated by Qwen2.5-1.5B-Instruct, Llama-3.2-1B-Instruct, and Llama-3.2-3B-Instruct is substantially higher than that of other Storyteller models. This is because they fail to understand the instructions and generate long stories with time sequences. Another piece of evidence is the fact that although Llama-3.2-1B-Instruct achieves higher Diversity and Semantic Scores, it is actually because it plagiarized many of the examples we provided for ICL. Other larger open-source models, while capable of understanding our task instructions and occasionally generating detailed stories, are still not very good at constructing narratives that are both logically coherent and semantically rich. This demonstrates the highly challenging nature of our task. Appendix B presents story-image

Mode	Model	Success Rate (%)	# Word	# Visual Clue	Diversity	Semantic Score	Human
Naive	Llama-3.2-1B-Instruct + DALL-E 3	100	384.33	7.00	0.382	17.2	–
	Llama-3.2-1B-Instruct + GPT-image-1*	100	384.33	6.10	0.382	18.1	–
	Llama-3.2-3B-Instruct + DALL-E 3	100	339.87	6.20	0.250	11.8	–
	Llama-3.2-3B-Instruct + GPT-image-1*	100	339.87	6.50	0.250	10.0	–
	Llama-3.1-8B-Instruct + DALL-E 3	100	351.77	6.70	0.337	13.1	–
	Llama-3.1-8B-Instruct + GPT-image-1*	96.7	351.77	6.38	0.337	13.0	–
	Qwen2.5-1.5B-Instruct+DALL-E 3	96.7	311.33	7.31	0.365	16.3	–
	Qwen2.5-1.5B-Instruct+GPT-image-1*	100	311.33	6.90	0.365	17.3	–
	Qwen2.5-7B-Instruct+DALL-E 3	100	92.50	7.53	0.272	26.6	–
	Qwen2.5-7B-Instruct+GPT-image-1*	100	92.50	7.17	0.272	26.2	–
	GPT-4o+DALL-E 3	100	144.07	8.37	0.312	34.1	–
	GPT-4o+GPT-image-1*	100	144.07	7.10	0.312	31.5	–
	GPT-4.1+DALL-E 3	100	111.37	8.37	0.262	39.1	–
	GPT-4.1+GPT-image-1*	100	111.37	8.53	0.262	40.7	–
CoR-Guided	Llama-3.2-1B-Instruct+DALL-E 3	90.0	459.27	7.33	<b>0.432</b>	28.1	–
	Llama-3.2-1B-Instruct + GPT-image-1*	96.7	459.27	7.17	<b>0.432</b>	36.5	38.6
	Llama-3.2-3B-Instruct + DALL-E 3	100	389.77	7.40	0.350	31.5	–
	Llama-3.2-3B-Instruct + GPT-image-1*	100	389.77	7.80	0.350	36.3	35.6
	Llama-3.1-8B-Instruct + DALL-E 3	100	359.27	7.37	0.374	25.2	–
	Llama-3.1-8B-Instruct + GPT-image-1*	100	359.27	7.53	0.374	34.2	32.1
	Qwen2.5-1.5B-Instruct+DALL-E 3	93.3	443.20	8.04	<u>0.407</u>	29.1	–
	Qwen2.5-1.5B-Instruct+GPT-image-1*	100	443.20	8.13	<u>0.407</u>	31.1	29.9
	Qwen2.5-1.5B-Instruct+GPT-image-1 <sup>†</sup>	100	443.20	7.30	<u>0.407</u>	32.8	34.7
	Qwen2.5-7B-Instruct+DALL-E 3	100	165.83	7.83	0.381	34.7	–
	Qwen2.5-7B-Instruct+GPT-image-1*	100	165.83	7.87	0.381	37.2	37.8
	Qwen2.5-7B-Instruct+GPT-image-1 <sup>†</sup>	100	165.83	8.07	0.381	38.9	44.6
	GPT-4o+DALL-E 3	100	179.10	8.17	0.393	49.3	–
	GPT-4o+GPT-image-1*	100	179.10	<b>9.00</b>	0.393	52.4	<u>57.6</u>
	GPT-4o+GPT-image-1 <sup>†</sup>	100	179.10	8.53	0.393	52.1	<u>57.6</u>
	GPT-4.1+DALL-E 3	100	183.13	8.83	0.367	<u>56.8</u>	–
	GPT-4.1+GPT-image-1*	100	183.13	8.37	0.367	<u>56.7</u>	52.4
	GPT-4.1+GPT-image-1 <sup>†</sup>	100	183.13	<u>8.93</u>	0.367	<b>61.0</b>	<b>62.9</b>
CogBench in ISA test set		–	119.90	8.83	0.425	57.6	66.7
CogBench in ISA test set <sup>†30</sup>		–	135.93	9.13	0.441	59.2	71.8

Table 1: Performance of StorytellingPainter on Storytelling Image Generation. Success Rate refers to the percentage of images successfully generated by the T2I model based on the story. Human refers to Human Semantic Score. Numbers of Semantic Score are presented in % with a full score of 100%. “\*” and “†” denote “medium” and “auto” quality settings, respectively. “† 30” indicates the selection of the top-30 samples with the highest human evaluation scores. The highest scores are shown in bold, and the second-highest scores are underlined.

pairs generated by different Storytellers.

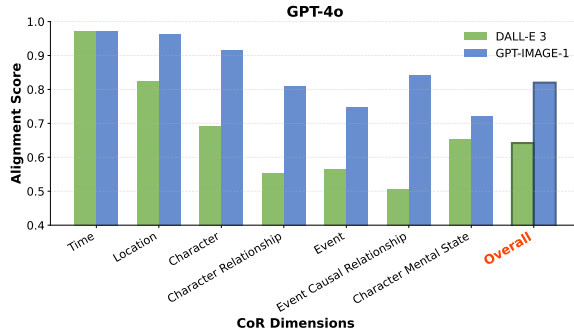


Figure 3: Story-image alignment evaluation of Painter models. The Storyteller model is GPT-4o.

**Influence of Painter model.** In terms of Painter models, as shown in Table 1, for the same story, images generated by different Painter models yield different Semantic Scores. GPT-Image-1, a more recent T2I model, demonstrates better performance than DALL-E 3. When the “quality” hyperparameter of GPT-Image-1 is changed from “medium” to “auto”, a significant improvement in performance can also be observed.

This is attributed to the varying text-alignment capabilities of the Painter models. Higher-quality images generated by better Painter models can more accurately depict events, character emotions, other visual clues and their inter-connections in the image, so that ISA model or human can more easily understand the stories happening in the image. This conclusion can be validated by Figure 3. We can observe that GPT-image-1’s Story-Image Alignment Score is significantly higher than that of DALL-E 3. The performance gap is particularly significant in [Character], [Character Relationship], [Event], and [Event Causal Relationship]. The significance of Painter is further corroborated by the case studies in Appendix C. This indicates our task imposes stringent requirements on T2I capabilities to deliver complex storytelling in one image.

### 3 Mini-Storyteller

In StorytellingPainter, the Storyteller acts as the brain to imagine stories. While proprietary LLMs excel in storytelling, they still fall short of expert human creators. Moreover, smaller open-source models struggle to match the creativity and rea-

soning of their proprietary counterparts. Inspired by Eldan and Li (2023), as storytelling relies on language essentials like grammar and reasoning, Small Language Models (SLMs) have the potential to produce coherent narratives. Consequently, we explore fine-tuning strategies to enhance open-source models, yielding the lightweight Mini-Storytellers.

### 3.1 Method

As demonstrated in Section 2, Qwen2.5-1.5B-Instruct and the Llama-3.2 series (1B and 3B) struggle to follow instructions for generating stories without a time sequence. Conversely, while larger open-source models adhere to instructions, their narratives remain unengaging. Additionally, our StorytellingPainter pipeline naturally functions as a data generator. Based on the observations above, we propose leveraging GPT-4.1 acting as the teacher Storyteller to generate high-quality training samples, thereby transferring its capabilities to smaller models via knowledge distillation. We investigated two common fine-tuning strategies: Supervised Fine-Tuning (SFT) and Direct Preference Optimization (DPO) (Rafailov et al., 2023). Details are provided in Appendix E.

**SFT** The student model employs a standard Causal Language Modeling objective to maximize the likelihood of the target response. Therefore, we directly utilize the high-quality dataset of instruction-response pairs synthesized by GPT-4.1.

**DPO** To construct preference pairs for DPO, we designate student outputs as rejected and teacher outputs as chosen, thereby encouraging the student to align with the teacher’s superior quality. Additionally, for the larger Llama-3.1-8B and Qwen2.5-7B models, we explore utilizing outputs from their smaller counterparts as additional rejected samples. We term this strategy DPO-Mix. Specifically, the rejected set for Qwen2.5-7B includes both its own outputs and those from Qwen2.5-1.5B, while Llama-3.1-8B utilizes negatives from Llama-3.2-1B. For every preference pair, both chosen and rejected samples are generated from the same prompt to ensure direct comparability.

### 3.2 Implementation Details

We construct our dataset by operating the pipeline in CoR-Guided mode, utilizing prompts with examples sampled from the CogBench training split. We generated 2,000 samples using GPT-4.1 for SFT and DPO. Additionally, for the DPO-Mix

training of Llama-3.1-8B-Instruct and Qwen2.5-7B-Instruct, we aggregated a 4,000-sample set by merging 2,000 outputs from their smaller models with 2,000 self-generated samples. We train our models using LLaMA-Factory on Tesla V100 GPUs. Each model is fine-tuned using LoRA (Hu et al., 2022) for one epoch with a total batch size of 16. We apply a cosine learning rate scheduler with a warmup ratio of 0.1. During the training process, we set aside 10% of the training data for validation.

### 3.3 Results

Table 2 reveals a significant increase in semantic complexity, demonstrating SFT and DPO effectively enhance semantically rich generation with StorytellingPainter data. Mini-Storyteller-LLaMA-3.1-8B series show better performance. Mini-Storyteller-LLaMA-3.1-8B-SFT achieves the highest Human Semantic Score, surpassing Llama-3.1-8B-Instruct by 15.2 automated and 17.3 human points. Also, smaller Mini-Storyteller-LLaMA-3.2-1B-SFT achieves high Semantic Scores, validating the potential of small-scale models to generate fluent stories. Furthermore, word count for Llama-3.2-1B/3B-Instruct and Qwen2.5-1.5B-Instruct decreased significantly. This indicates they successfully followed instructions to generate concise stories, rather than long chronological narratives.

SFT holds a slight advantage over vanilla DPO in terms of semantic complexity. However, it is more likely to diminish output diversity, which can be observed by the Diversity Scores of Mini-Storyteller-LLaMA-3.2-1B-SFT and Mini-Storyteller-Qwen2.5-1.5B/7B-SFT. For Llama-3.1-8B-Instruct and Qwen2.5-7B-Instruct, DPO-Mix shows better performance than vanilla DPO by introducing rejected samples from smaller-scale models. It can further improve the Semantic Score while preserving diversity.

### 3.4 Case Analysis

Figure 4 illustrates a story generated by a Mini-Storyteller. The image contains rich visual clues forming CoRs across semantic dimensions like [Character Role], [Character Relationship], [Event], [Event Causal Relationship], and [Mental State]. “Kids’ Fishing Day” sets the scene as a boy hooks a big fish, aided by the guide and his father. While a woman photographs the moment and his mother laughs, the excitement makes the little sister eager to join in. The bucket also implies a successful catch. More cases are in Appendix F.

Model	Success Rate (%)	# Word	# Visual Clue	Diversity	Semantic Score	Human
Llama-3.2-1B-Instruct	96.7	459.27	7.33	<b>0.432</b>	36.5	38.6
Mini-Storyteller-LLaMA-3.2-1B-SFT	100	172.13	<b>8.70</b>	0.344	<b>57.2</b>	45.4
Mini-Storyteller-LLaMA-3.2-1B-DPO	96.7	79.97	7.10	0.381	47.8	37.2
Llama-3.2-3B-Instruct	100	389.77	7.80	<u>0.350</u>	<u>36.3</u>	<u>35.6</u>
Mini-Storyteller-LLaMA-3.2-3B-SFT	100	322.60	8.13	0.395	46.0	41.4
Mini-Storyteller-LLaMA-3.2-3B-DPO	100	289.13	7.27	0.399	41.5	39.3
Llama-3.1-8B-Instruct	100	359.27	7.53	<u>0.374</u>	<u>34.2</u>	<u>32.1</u>
Mini-Storyteller-LLaMA-3.1-8B-SFT	100	233.70	7.97	0.389	49.4	<b>49.4</b>
Mini-Storyteller-LLaMA-3.1-8B-DPO	100	182.83	7.70	0.390	49.2	43.3
Mini-Storyteller-LLaMA-3.1-8B-DPO-Mix	100	112.43	7.30	0.395	<u>51.4</u>	<u>47.2</u>
Qwen2.5-1.5B-Instruct	100	443.20	8.13	0.407	31.1	29.9
Mini-Storyteller-Qwen2.5-1.5B-SFT	100	164.23	8.33	0.334	46.3	36.8
Mini-Storyteller-Qwen2.5-1.5B-DPO	100	201.17	7.83	<u>0.418</u>	40.4	38.6
Qwen2.5-7B-Instruct	100	165.83	7.87	0.381	37.2	37.8
Mini-Storyteller-Qwen2.5-7B-SFT	100	157.77	8.23	0.342	45.2	42.9
Mini-Storyteller-Qwen2.5-7B-DPO	100	221.43	7.73	0.394	46.3	42.4
Mini-Storyteller-Qwen2.5-7B-DPO-Mix	100	153.63	<u>8.47</u>	0.390	49.5	47.1

Table 2: Performance of Mini-Storyteller models. The Painter model is GPT-image-1 with quality set to “medium”. The highest scores are shown in bold, and the second-highest scores are underlined.

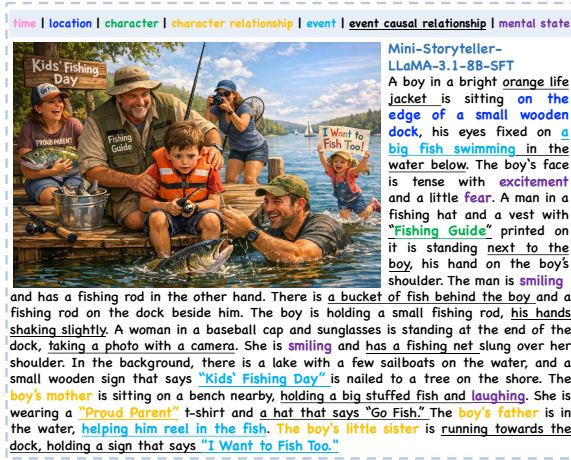


Figure 4: A story-image pair generated by StorytellingPainter with Mini-Storyteller-LLaMA-3.1-8B-SFT.

## 4 Related Work

**Story Generation** Story Generation is a well-established research problem (Roemmele, 2016; Fan et al., 2018). TinyStories (Eldan and Li, 2023) shows SLMs are capable of generating fluent stories with basic reasoning. STORYTELLER (Li et al., 2025) improves the engagement of stories by enhancing plot planning. HoLLMwood (Chen et al., 2024) leverages LLMs for screenwriting. IBSEN (Han et al., 2024) generates drama scripts with multi-agent. Visual Storytelling task (Huang et al., 2016) aims at generating a coherent paragraph-level story with the image stream as input. StoryLLaVA (Yang et al., 2025a) generates narratives from sequential images by optimizing story data and employing a multi-phase training strategy. Unlike previous studies, our work on storytelling places greater emphasis on imagining a semantically rich and logically coherent story that takes place in a single moment and can be captured in a

single image.

**Story Visualization** Story Visualization (Li et al., 2019) generates image sequences from a sequence of story captions. Numerous studies (Maharana et al., 2021; Maharana and Bansal, 2021; Maharana et al., 2022) have investigated various methods. StoryImager (Tao et al., 2024) proposes a unified, bidirectional framework to achieve coherent story visualization. StoryGPT-V (Shen and Elhoseiny, 2025) utilizes latent diffusion and LLM to generate images with consistent characters. SEED-Story (Yang et al., 2024) leverages LVLMS to produce extended multimodal stories conditioned on visual and textual inputs. Roemmele et al. (2025) generate story illustrations by prompting LLMs to produce scene descriptions that guide T2I models. Their goal is to create auxiliary illustrations for existing stories, rather than standalone, semantically rich images. Unlike previous tasks, Storytelling Image Generation targets a single, semantically dense image rather than a sequence of simpler images, and generates the story itself instead of taking it as input.

## 5 Conclusion

In this paper, we propose a novel Storytelling Image Generation task to generate semantically rich images conveying coherent stories. To this end, we present StorytellingPainter, a two-stage pipeline combining LLM creativity and T2I synthesis, along with a specialized evaluation framework. To narrow the storytelling gap with proprietary models, we leverage this pipeline to generate data and distill capabilities into small open-source LLMs, resulting in Mini-Storytellers. Storytelling Image Generation holds great potential for cognitive assessment,



illustration, and enhancing multimodal models, yet remains challenging as it imposes stricter requirements on logical coherence and creativity from LLMs, as well as precise alignment from T2I models.

## Limitations

We present a preliminary exploration of Storytelling Image Generation in this paper. However, several challenges within this task remain to be addressed. Regarding semantic complexity, the logical connections in images generated by existing models are still insufficient. Some model-generated stories lack logical soundness. Furthermore, concerning creative capability, the output diversity remains to be improved, as current models sometimes generate stories with repetitive themes. Addressing these challenges warrants further exploration in future work.

## Ethical Considerations

All data used in this paper were acquired through official channels in compliance with usage agreements and are used for research purposes only. All human evaluators were compensated fairly according to local standards.

## References

- Shauna Berube, Jodi Nonnemacher, Cornelia Demsky, Shenly Glenn, Sadhvi Saxena, Amy Wright, Donna C Tippet, and Argye E Hillis. 2019. Stealing cookies in the twenty-first century: Measures of spoken narrative in healthy versus speakers with aphasia. *American journal of speech-language pathology*, 28(1S):321–329.
- James Betker, Gabriel Goh, Li Jing, Tim Brooks, Jianfeng Wang, Linjie Li, Long Ouyang, Juntang Zhuang, Joyce Lee, Yufei Guo, and 1 others. 2023. Improving image generation with better captions. *Computer Science*. <https://cdn.openai.com/papers/dall-e-3.pdf>, 2(3):8.
- Jing Chen, Xinyu Zhu, Cheng Yang, Chufan Shi, Yadong Xi, Yuxiang Zhang, Junjie Wang, Jiashu Pu, Tian Feng, Yujie Yang, and Rongsheng Zhang. 2024. [HoLLMwood: Unleashing the creativity of large language models in screenwriting via role playing](#). In *Findings of the Association for Computational Linguistics: EMNLP 2024*, pages 8075–8121, Miami, Florida, USA. Association for Computational Linguistics.
- Laura Claridge. 2001. *Norman Rockwell*. Random House.
- Louise Cummings. 2019. [Describing the cookie theft picture: Sources of breakdown in alzheimer’s dementia](#). *Pragmatics and Society*, 10:151–174.
- Jacob Devlin, Ming-Wei Chang, Kenton Lee, and Kristina Toutanova. 2019. [BERT: Pre-training of deep bidirectional transformers for language understanding](#). In *Proceedings of the 2019 Conference of the North American Chapter of the Association for Computational Linguistics: Human Language Technologies, Volume 1 (Long and Short Papers)*, pages 4171–4186, Minneapolis, Minnesota. Association for Computational Linguistics.
- Raúl Domínguez, José F. Vila, Federico Augustovski, Vilma Irazola, Pablo R. Castillo, Roberto Rotta Escalante, Thomas G. Brott, and James F. Meschia. 2006. [Spanish cross-cultural adaptation and validation of the national institutes of health stroke scale](#). *Mayo Clinic Proceedings*, 81(4):476–480.
- Ronen Eldan and Yuanzhi Li. 2023. [Tinystories: How small can language models be and still speak coherent english?](#) *Preprint*, arXiv:2305.07759.
- Angela Fan, Mike Lewis, and Yann Dauphin. 2018. [Hierarchical neural story generation](#). In *Proceedings of the 56th Annual Meeting of the Association for Computational Linguistics (Volume 1: Long Papers)*, pages 889–898, Melbourne, Australia. Association for Computational Linguistics.
- Harold Goodglass, Edith Kaplan, and Sandra Weintraub. 2001. *BDAE: The Boston Diagnostic Aphasia Examination*. Lippincott Williams & Wilkins, Philadelphia, PA.
- Aaron Grattafiori, Abhimanyu Dubey, Abhinav Jauhri, Abhinav Pandey, Abhishek Kadian, Ahmad Al-Dahle, Aiesha Letman, Akhil Mathur, Alan Schelten, Alex Vaughan, and 1 others. 2024. The llama 3 herd of models. *arXiv preprint arXiv:2407.21783*.
- Senyu Han, Lu Chen, Li-Min Lin, Zhengshan Xu, and Kai Yu. 2024. [IBSEN: Director-actor agent collaboration for controllable and interactive drama script generation](#). In *Proceedings of the 62nd Annual Meeting of the Association for Computational Linguistics (Volume 1: Long Papers)*, pages 1607–1619, Bangkok, Thailand. Association for Computational Linguistics.
- Edward J Hu, Yelong Shen, Phillip Wallis, Zeyuan Allen-Zhu, Yuanzhi Li, Shean Wang, Lu Wang, Weizhu Chen, and 1 others. 2022. Lora: Low-rank adaptation of large language models. *ICLR*, 1(2):3.
- Ting-Hao Huang, Francis Ferraro, Nasrin Mostafazadeh, Ishan Misra, Aishwarya Agrawal, Jacob Devlin, Ross Girshick, Xiaodong He, Pushmeet Kohli, Dhruv Batra, and 1 others. 2016. Visual storytelling. In *Proceedings of the 2016 conference of the North American chapter of the association for computational linguistics: Human language technologies*, pages 1233–1239.

- Haitham M. Hussein, Amr Abdel Moneim, Tamer Emara, Yousry A. Abd-elhamid, Haitham H. Salem, Foad Abd-Allah, Mohammad A. Farrag, M. Amir Tork, Ali S. Shalash, Khaled H. Ezz el dein, Gamaleldin Osman, Shady S. Georgy, Peter G. Ghali, Patrick D. Lyden, and Ramez R. Moustafa. 2015. [Arabic cross cultural adaptation and validation of the national institutes of health stroke scale](#). *Journal of the Neurological Sciences*, 357(1):152–156.
- Jiaming Li, Yukun Chen, Ziqiang Liu, Minghuan Tan, Lei Zhang, Yunshui Li, Run Luo, Longze Chen, Jing Luo, Ahmadreza Argha, Hamid Alinejad-Rokny, Wei Zhou, and Min Yang. 2025. [STORYTELLER: An enhanced plot-planning framework for coherent and cohesive story generation](#). In *Findings of the Association for Computational Linguistics: ACL 2025*, pages 20818–20846, Vienna, Austria. Association for Computational Linguistics.
- Yitong Li, Zhe Gan, Yelong Shen, Jingjing Liu, Yu Cheng, Yuexin Wu, Lawrence Carin, David Carlson, and Jianfeng Gao. 2019. [Storygan: A sequential conditional gan for story visualization](#). In *2019 IEEE/CVF Conference on Computer Vision and Pattern Recognition (CVPR)*, pages 6322–6331.
- Zhiqiu Lin, Deepak Pathak, Baiqi Li, Jiayao Li, Xide Xia, Graham Neubig, Pengchuan Zhang, and Deva Ramanan. 2024. [Evaluating text-to-visual generation with image-to-text generation](#). In *Computer Vision – ECCV 2024: 18th European Conference, Milan, Italy, September 29–October 4, 2024, Proceedings, Part IX*, page 366–384, Berlin, Heidelberg. Springer-Verlag.
- Adyasha Maharana and Mohit Bansal. 2021. Integrating visuospatial, linguistic and commonsense structure into story visualization. In *EMNLP*.
- Adyasha Maharana, Darryl Hannan, and Mohit Bansal. 2021. Improving generation and evaluation of visual stories via semantic consistency. *arXiv preprint arXiv:2105.10026*.
- Adyasha Maharana, Darryl Hannan, and Mohit Bansal. 2022. Storydall-e: Adapting pretrained text-to-image transformers for story continuation. In *European Conference on Computer Vision*, pages 70–87. Springer.
- Linda E Nicholas and Robert H Brookshire. 1993. A system for quantifying the informativeness and efficiency of the connected speech of adults with aphasia. *Journal of Speech, Language, and Hearing Research*, 36(2):338–350.
- Mi Sun Oh, Kyung Ho Yu, Ju-Hun Lee, San Jung, I S Ko, Joon Hyun Shin, Soo-Jin Cho, Hui-Chul Choi, Hyang Hee Kim, and Byung-Chul Lee. 2012. [Validity and reliability of a korean version of the national institutes of health stroke scale](#). *Journal of Clinical Neurology (Seoul, Korea)*, 8:177 – 183.
- OpenAI. 2023. [Gpt-4 technical report](#).
- OpenAI. 2025. Gpt image 1: State-of-the-art image generation model. <https://platform.openai.com/docs/models/gpt-image-1>.
- Qwen, :, An Yang, Baosong Yang, Beichen Zhang, Binyuan Hui, Bo Zheng, Bowen Yu, Chengyuan Li, Dayiheng Liu, Fei Huang, Haoran Wei, Huan Lin, Jian Yang, Jianhong Tu, Jianwei Zhang, Jianxin Yang, Jiayi Yang, Jingren Zhou, and 25 others. 2025. [Qwen2.5 technical report](#). *Preprint*, arXiv:2412.15115.
- Rafael Rafailov, Archit Sharma, Eric Mitchell, Stefano Ermon, Christopher D. Manning, and Chelsea Finn. 2023. Direct preference optimization: your language model is secretly a reward model. In *Proceedings of the 37th International Conference on Neural Information Processing Systems, NIPS ’23*, Red Hook, NY, USA. Curran Associates Inc.
- Melissa Roemmele. 2016. Writing stories with help from recurrent neural networks. In *Proceedings of the AAAI Conference on Artificial Intelligence*, volume 30.
- Melissa Roemmele, John Joon Young Chung, Tae-wook Kim, Yuqian Sun, Alex Calderwood, and Max Kreminski. 2025. [LLms behind the scenes: Enabling narrative scene illustration](#). *Preprint*, arXiv:2509.22940.
- Xiaoqian Shen and Mohamed Elhoseiny. 2025. Storygpt-v: Large language models as consistent story visualizers. In *Proceedings of the Computer Vision and Pattern Recognition Conference (CVPR)*, pages 13273–13283.
- Xiujie Song, Xiaoyi Pang, Haifeng Tang, Mengyue Wu, and Kenny Q. Zhu. 2025a. [Is your image a good storyteller?](#) *Proceedings of the AAAI Conference on Artificial Intelligence*, 39(24):25165–25173.
- Xiujie Song, Mengyue Wu, Kenny Q. Zhu, Chunhao Zhang, and Yanyi Chen. 2025b. [A cognitive evaluation benchmark of image reasoning and description for large vision-language models](#). In *Proceedings of the 2025 Conference of the Nations of the Americas Chapter of the Association for Computational Linguistics: Human Language Technologies (Volume 1: Long Papers)*, pages 6392–6409, Albuquerque, New Mexico. Association for Computational Linguistics.
- Katherine Stasaski and Marti Hearst. 2022. [Semantic diversity in dialogue with natural language inference](#). In *Proceedings of the 2022 Conference of the North American Chapter of the Association for Computational Linguistics: Human Language Technologies*, pages 85–98, Seattle, United States. Association for Computational Linguistics.
- Katherine Stasaski, Grace Hui Yang, and Marti A. Hearst. 2020. [More diverse dialogue datasets via diversity-informed data collection](#). In *Proceedings of the 58th Annual Meeting of the Association for Computational Linguistics*, pages 4958–4968, Online. Association for Computational Linguistics.

- Amy Steinberg, Patrick D. Lyden, and Arielle P. Davis. 2022. [Bias in stroke evaluation: Rethinking the cookie theft picture](#). *Stroke*, 53(6):2123–2125.
- Ming Tao, Bing-Kun Bao, Hao Tang, Yaowei Wang, and Changsheng Xu. 2024. Storyimager: A unified and efficient framework for coherent story visualization and completion. In *European Conference on Computer Vision*, pages 479–495. Springer.
- Li Yang, Zhiding Xiao, Wenxin Huang, and Xian Zhong. 2025a. [StoryLLaVA: Enhancing visual storytelling with multi-modal large language models](#). In *Proceedings of the 31st International Conference on Computational Linguistics*, pages 3936–3951, Abu Dhabi, UAE. Association for Computational Linguistics.
- Shuai Yang, Yuying Ge, Yang Li, Yukang Chen, Yixiao Ge, Ying Shan, and Yingcong Chen. 2024. [Seed-story: Multimodal long story generation with large language model](#). *arXiv preprint arXiv:2407.08683*.
- Yuming Yang, Yang Nan, Junjie Ye, Shihan Dou, Xiao Wang, Shuo Li, Huijie Lv, Tao Gui, Qi Zhang, and Xuanjing Huang. 2025b. [Measuring data diversity for instruction tuning: A systematic analysis and a reliable metric](#). In *Proceedings of the 63rd Annual Meeting of the Association for Computational Linguistics (Volume 1: Long Papers)*, pages 18530–18549, Vienna, Austria. Association for Computational Linguistics.

## A Distribution of Visual Clues of StorytellingPainters

Figure 5 illustrates the distribution of visual clues across various dimensions for images generated by different Storyteller models under Naive and CoR-Guided modes. In general, it demonstrates that, compared to Naive Mode, CoR-Guided Mode effectively increases the number of visual clues in generated images across various dimensions.

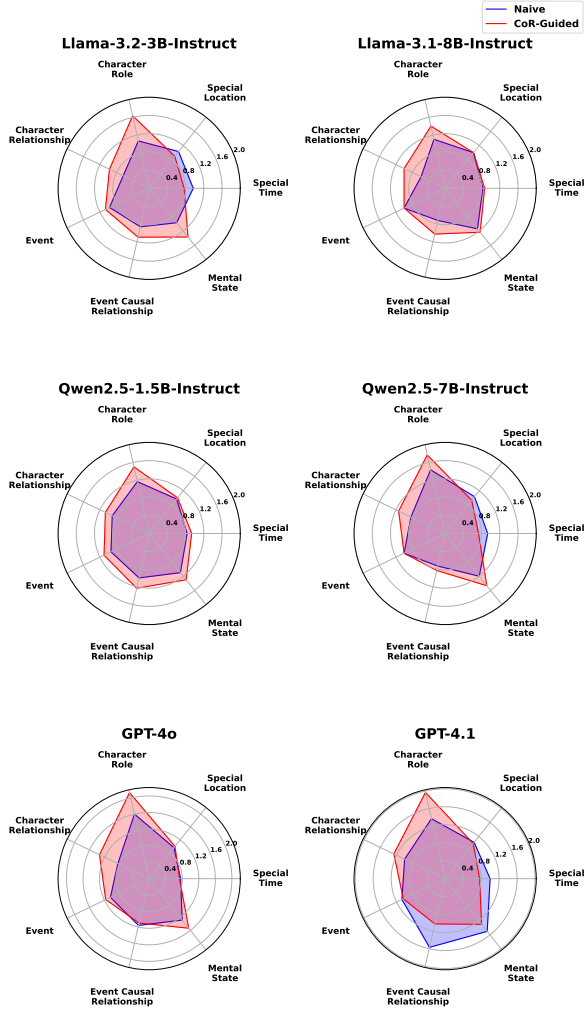


Figure 5: Distribution of visual clues across the seven dimensions in images generated by the StorytellingPainter pipeline with different Storyteller models. The Painter model is fixed as GPT-Image-1.

## B Case Analysis of Storyteller Models

Figure 6 shows the stories and corresponding images generated by the StorytellingPainter pipeline. According to the cases, we can see that GPT-4o is capable of generating logically coherent and semantically rich stories and subsequently producing

corresponding images. For example, the story generated by GPT-4o takes place in a grocery store during a weekend discount day, where a police officer apprehends a thief attempting to steal items. The generated image contains relatively rich visual clues and CoRs. Again, as shown in the comparison between the image generated by GPT-4o and the one in Figure 1 (b), we observe that while these models can produce some qualified Storytelling Images, they still struggle to generate semantically richer images comparable to those created by outstanding human illustrators.

However, for open-source Storyteller models Qwen2.5-7B-Instruct, Llama-3.2-3B-Instruct and Qwen2.5-1.5B-Instruct, the stories they generate are noticeably less engaging and coherent in terms of both interest and logical consistency. Though Qwen2.5-7B-Instruct can generate logically coherent stories, the semantic complexity is obviously lower. For the image generated by Qwen2.5-7B-Instruct, it merely describes a scene of a family celebrating Christmas, without presenting rich visual clues or causal relationships between events. Llama-3.2-3B-Instruct and Qwen2.5-1.5B-Instruct exhibit lower performance. The stories generated by them are usually primarily a stacking of multiple events. In the two cases, the models failed to follow the instructions properly by generating a long story with a temporal sequence and even dialogue, rather than a story that could be depicted within a single image. Overall, these cases highlight the critical role of Storytelling models in generating Storytelling Images, while also revealing their limitations.

## C Case Analysis of Painter Models

Figure 7 shows that in (a), compared to DALL-E-3, GPT-image-1 more accurately and vividly depicts the text “Tulip Festival Today”, the flowers on the ground, and people’s expressions, enabling readers to more directly comprehend the story through these visual clues. In (b), GPT-image-1 also provides a more accurate portrayal of the characters’ emotions, capturing the excitement and nervousness of the children secretly unwrapping gifts, as well as the father’s sense of gratification. In (c), GPT-image-1 successfully renders the text “Strawberries: Buy One Get One Free” within the image, whereas DALL-E 3 fails to do so. Thus, we can see that the Storytelling Image Generation task also places higher demands on the capabilities of T2I





Figure 6: Stories and corresponding images generated by the StorytellingPainter pipeline.

models, in order to meet the requirement of telling a semantically rich story using just a single image.

## D Details of Evaluation Framework

### D.1 Implementation and Validation of Human Semantic Score

We adopt the annotation criteria established by Song et al. (2025a) to train our human evaluators and refine the scoring scale from 1 to 5 to include half-point increments for greater granularity. Each image is independently rated by three evaluators, and the final Human Semantic Score is obtained by averaging their scores. The annotators are undergraduate and graduate students aged 18 to 25.

To measure the inter-rater reliability, we compute the Intra-class Correlation Coefficient (ICC) for our annotations. The model we select is two-way mixed-effects model. The ICC of our human evaluation is 0.88, which means there is a high

degree of consistency among our evaluators.

### D.2 Validation of KNN-based Diversity Evaluator

Method	Spearman	Pearson
Avg. Distance	0.838 (0.009)	0.851 (0.007)
KNN Distance	0.802 (0.017)	0.842 (0.009)
Avg. Distance (w/ summarizer)	0.850 (0.007)	0.910 (0.002)
KNN Distance (w/ summarizer)	0.958 (0.000)	0.912 (0.002)

Table 3: Validating the effectiveness of Diversity Evaluator.

To validate the effectiveness of our Diversity Evaluator, we first constructed a test set comprising 8 groups of data with varying levels of repetition, each containing 30 samples, and obtained human ratings for the diversity of each group. We then correlate our proposed diversity metric scores against these human evaluations, with the results shown in Table 3, which compares metrics using either KNN or simple Average (Avg.) distance, applied with or

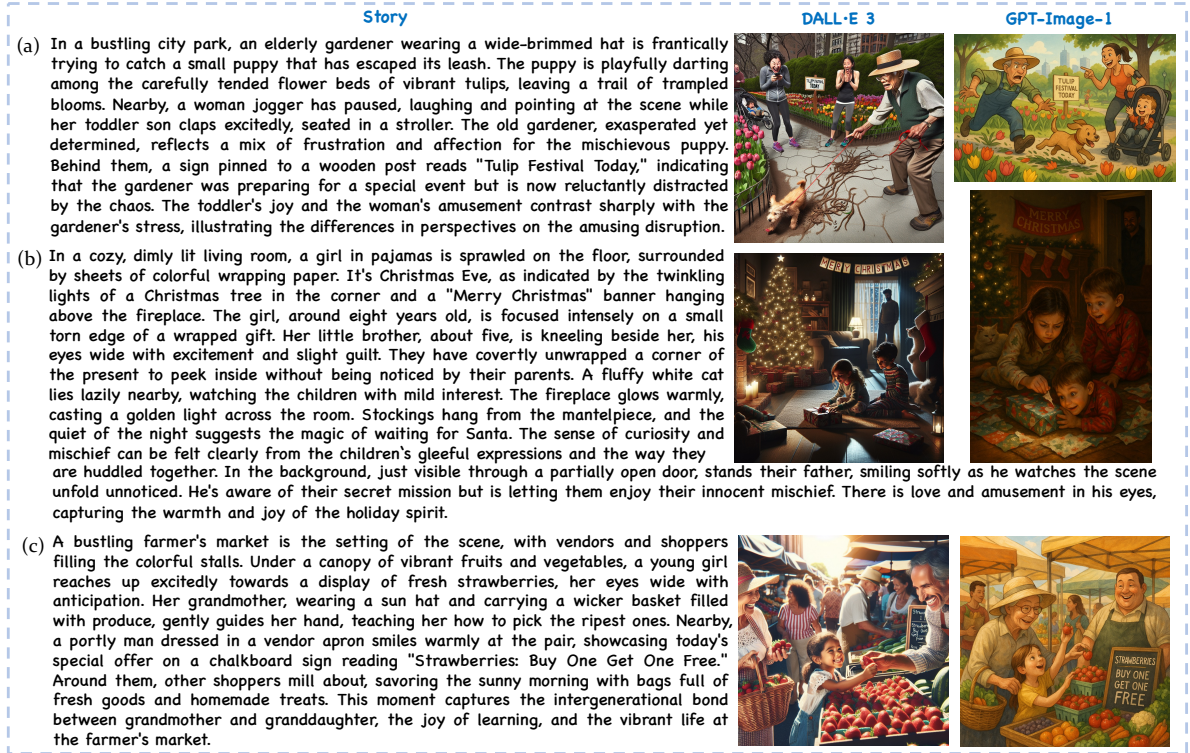


Figure 7: Comparison of generation results for the same story across different Painter models.

without our summarizer. According to the result, our proposed approach, KNN Distance combined with the summarizer, achieves the highest correlation with human judgments, yielding an exceptional Spearman coefficient of 0.958 and a strong Pearson coefficient of 0.912, which significantly outperform the ablations. Notably, the same KNN metric without the summarizer achieves only 0.802 and 0.842, highlighting the critical role of the summarizer in extracting relevant elements. Furthermore, the superiority of KNN over Avg. Distance confirms its effectiveness. These strong correlations validate that our metric robustly captures the perceived diversity of the generated stories.

### D.3 Validation of Alignment Evaluator

To validate our Alignment Evaluator, we constructed a test set by sampling 209 key points and manually annotating their ground-truth alignment scores. When benchmarked against this human-annotated set, our evaluator achieved an overall accuracy of 74%. This result indicates that the evaluator possesses a relatively strong ability to accurately judge whether a given keypoint is visually represented in the image.

### D.4 Usage Discussion

In this paper, we use the evaluators to assess the effectiveness of the StorytellingPainter pipeline. In real-world application scenarios, combined with human supervision, the evaluators can also serve as Verifiers to assist in automatically filtering high-quality stories and images.

## E Loss Functions of Mini-Storytellers

### E.1 SFT

The SFT loss function is the standard cross-entropy loss, calculated as the negative log-likelihood of the target tokens:

$$\mathcal{L}(\theta) = - \sum_{(x, y) \in D} \sum_{t=1}^T \log P_{\theta}(y_t | x, y_{<t}) \quad (3)$$

where  $D$  is our SFT dataset,  $(x, y)$  is a prompt-response pair,  $T$  is the number of tokens in the response  $y$ , and  $P_{\theta}$  is the probability of the  $t$ -th token  $y_t$  given the prompt  $x$  and preceding tokens  $y_{<t}$ , as predicted by the model with parameters  $\theta$ .

### E.2 DPO

The loss function used in DPO training is defined as:

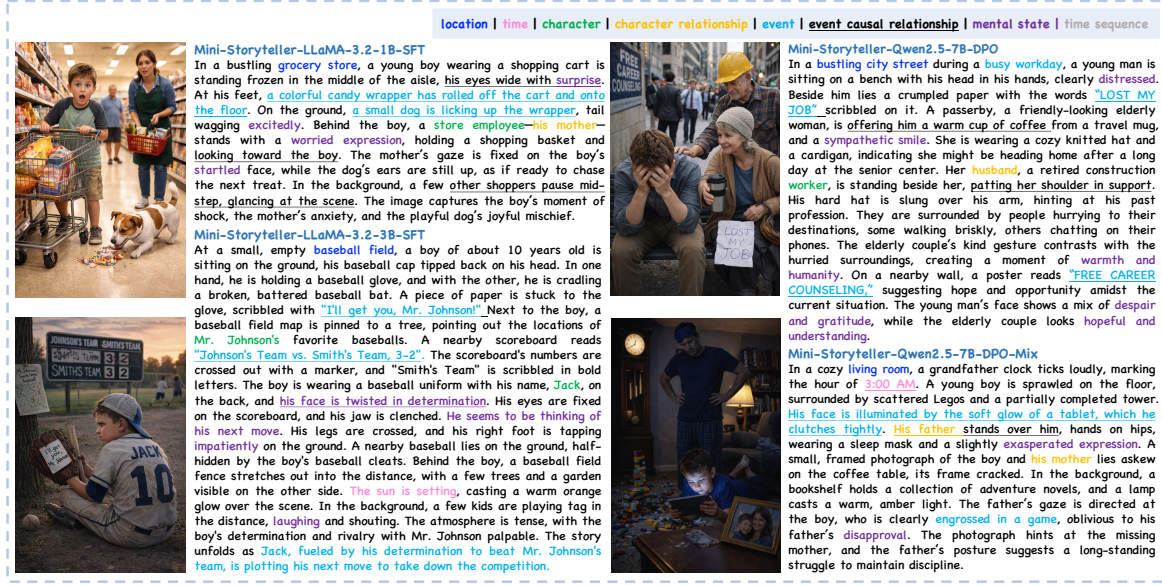


Figure 8: Stories and corresponding images generated by the StorytellingPainter pipeline using Mini-Storyteller as the Storyteller model.

$$\mathcal{L}(\pi_{\theta}; \pi_{\text{ref}}) = -\mathbb{E}_{(x, y_w, y_l) \sim \mathcal{D}} \left[ \log \sigma \left( \beta \log \frac{\pi_{\theta}(y_w | x)}{\pi_{\text{ref}}(y_w | x)} - \beta \log \frac{\pi_{\theta}(y_l | x)}{\pi_{\text{ref}}(y_l | x)} \right) \right]. \quad (4)$$

Here,  $\pi_{\theta}(y_w | x)$  and  $\pi_{\theta}(y_l | x)$  denote the probabilities assigned by the model (parameterized by  $\theta$ ) to two candidate responses given an input  $x$ , where  $y_w$  is the preferred response and  $y_l$  is the less preferred one. Similarly,  $\pi_{\text{ref}}(y_w | x)$  and  $\pi_{\text{ref}}(y_l | x)$  represent the probabilities assigned by a reference policy.

## F Case Analysis of Mini-Storytellers

Figure 8 illustrates four cases generated by four different Mini-Storytellers. We can see that Mini-Storyteller-LLaMA-3.2-1B-SFT and Mini-Storyteller-LLaMA-3.2-3B-SFT can successfully generate concise and compelling stories without time sequence and dialogue after training. The images generated by Mini-Storytellers clearly contain more visual clues to form CoRs across various semantic dimensions. For instance, the image generated by Mini-Storyteller-LLaMA-3.2-3B-SFT conveys a vivid story of a boy determined to seek “revenge” after a defeat, utilizing visual clues such as the scoreboard, the boy’s attire and expression, and the note. The image generated by Mini-Storyteller-Qwen2.5-7B-DPO depicts an unemployed man seeking counseling on the street and

receiving comfort from strangers. For the image generated by Mini-Storyteller-Qwen2.5-7B-DPO-Mix, the sleep mask on the man’s head suggests that it is already bedtime, and that he is either preparing to sleep or has just been woken up by the boy.

## G AI Use Declaration

Large Language Models, including Gemini-2.5-pro and GPT-5, were adopted to refine the writing in this work. All AI-generated text was carefully reviewed and revised by the authors. The use of these models was limited to language refinement and did not involve any core research or analytical activities.