

Learning Robust and Correct Controllers Guided by Feasibility-Aware Signal Temporal Logic via BarrierNet

Shuo Liu¹, Wenliang Liu², Wei Xiao³, and Calin A. Belta⁴

Abstract—Control Barrier Functions (CBFs) have emerged as a powerful tool for enforcing safety in optimization-based controllers, and their integration with Signal Temporal Logic (STL) has enabled the specification-driven synthesis of complex robotic behaviors. However, existing CBF–STL approaches typically rely on fixed hyperparameters and myopic, per-time step optimization, which can lead to overly conservative behavior, infeasibility near tight input limits, and difficulty satisfying long-horizon STL tasks. To address these limitations, we propose a feasibility-aware learning framework that embeds trainable, time-varying High Order Control Barrier Functions (HOCBFs) into a differentiable Quadratic Program (dQP). Our approach provides a systematic procedure for constructing time-varying HOCBF constraints for a broad fragment of STL and introduces a unified robustness measure that jointly captures STL satisfaction, QP feasibility, and control-bound compliance. Three neural networks—InitNet, RefNet, and an extended BarrierNet—collaborate to generate reference inputs and adapt constraint-related hyperparameters automatically over time and across initial conditions, reducing conservativeness while maximizing robustness. The resulting controller achieves STL satisfaction with strictly feasible dQPs and requires no manual tuning. Simulation results demonstrate that the proposed framework maintains high STL robustness under tight input bounds and significantly outperforms fixed-parameter and non-adaptive baselines in complex environments.

I. INTRODUCTION

Autonomous and robotic systems are often required to meet mission objectives that extend well beyond basic stability or invariance requirements. In practical scenarios such as surveillance, for instance, an unmanned aircraft may need to periodically collect information from a designated area, revisit a charging station for a minimum duration at regular intervals, and consistently steer clear of restricted airspace. To formally capture such time- and event-dependent requirements, temporal logics—most notably Linear Temporal Logic (LTL) [1] and Signal Temporal Logic (STL) [2]—have become standard specification languages due to their rich expressivity and clear semantics.

In this work, we address the control of dynamical systems subject to requirements expressed in STL. STL provides a rich language for specifying time-dependent requirements over real-valued signals. It supports both Boolean semantics, which

indicate whether a trajectory satisfies a formula, and quantitative (robustness) semantics [3], which assign a real value reflecting the degree of satisfaction or violation. Prior research has shown that enforcing STL constraints can be formulated as an optimization problem in which the robustness metric appears either in the objective or as part of the constraints. These formulations have been tackled using Mixed Integer Linear Programming (MILP) [4], [5] as well as gradient-based optimization methods [6]–[8]. Although effective, these approaches require considerable computation, limiting their practicality for real-time or online control.

Recent works have also employed Control Barrier Functions (CBFs) to enforce STL specifications on system trajectories [9]–[12]. CBFs have been extensively used in the controls community to guarantee safety by ensuring forward invariance of a prescribed safe set [13], [14], and they can be combined with Control Lyapunov Functions (CLFs) to additionally encode stability objectives. In both cases, the CBF and CLF appear as inequality constraints on the control input, and the resulting controllers are typically synthesized through quadratic programs (QPs), which are computationally efficient and suitable for real-time implementation. Building on this foundation, the CBF framework has been extended to address higher relative-degree constraints [15], [16], mixed relative-degree constraints [17] and adaptive CBF formulations [18], [19]. However, since the CBFs or hyperparameters involved in CBFs are typically selected manually, poor selection can lead to excessive conservativeness, and the resulting QPs may become infeasible due to conflicts between the CBF constraints and the input bounds. Although online adjustment of these hyperparameters can improve feasibility, it adds computational overhead and compromises practicality for real-time applications [17], [20]–[22].

Learning-based methods can perform most of the computation offline during training, which enables real-time control during execution. In contrast to CBF–QP controllers, many STL-guided learning approaches do not formulate control synthesis as a constrained optimization problem either during training or at run time. For example, model-based Reinforcement Learning (RL) learns a policy by maximizing STL robustness [23], [24], and Q-learning has also been applied to STL control synthesis in [25], [26]. In addition, the authors of [27] formulate the STL control synthesis as a constrained Markov Decision Process (cMDP), which yields a computable lower bound on the STL satisfaction probability. More recently, the authors of [28] propose Temporal Grounded Policy Optimization (TGPO), which learns STL-satisfying policies by decomposing the temporal specification into stage-wise rewards and training a hierarchical RL policy accordingly. Since these policies are trained solely through robustness-

This work was partially supported by the National Science Foundation under grant IIS-2024606 at Boston University.

¹S. Liu is with Department of Mechanical Engineering, Boston University, MA, USA. liushuo@bu.edu

²W. Liu is with Amazon Robotics, North Reading, MA USA. liuwll@amazon.com

³W. Xiao is with Department of Robotics Engineering, Worcester Polytechnic Institute, MA, USA. wxiao3@wpi.edu

⁴C. Belta is with the Department of Electrical and Computer Engineering and the Department of Computer Science, University of Maryland, College Park, MD, USA. cbelta@umd.edu

based objectives and are directly executed after training, they do not exhibit numerical infeasibility caused by conflicting constraints. Nevertheless, these learning-based approaches cannot guarantee that the resulting policy will satisfy the specification. Violations may occur for two reasons. First, neural network training may converge to a suboptimal local solution under complex dynamics or specifications, leading to undesired behavior. Second, even if a policy satisfies the specification on training data, it may still fail for unseen initial conditions or environments.

To better ensure STL satisfaction, recent works integrate CBFs into learning-based controllers [29], [30]. In both methods, however, CBF constraints are not enforced during policy optimization: [29] trains an RNN to imitate trajectories that satisfy STL specifications generated offline under CBF constraints, while [30] uses CBFs only to guarantee constraint-compliant data collection when learning a probabilistic model. In both cases, the learned policy itself does not encode STL correctness and must be corrected at execution via a runtime CBF-QP filter. This separation creates a mismatch between training and execution, making STL satisfaction dependent on the feasibility of the online QP, which may fail when CBF-based constraints conflict with system dynamics or input bounds. Conversely, directly enforcing CBF constraints during training often makes the optimization infeasible and prematurely halts learning. Thus, a key challenge is to enforce CBF constraints consistently during both training and execution while accounting for conflicts between constraint enforcement and system or input limits to preserve feasibility and maintain STL satisfaction.

In this paper, we address STL satisfaction by enforcing CBF-based constraints during both training and execution. We adopt a model-based RL framework in which trajectory rollouts are generated by repeatedly solving a differentiable QP (dQP) whose last layer augments a neural network controller with CBF constraints, incorporating specification correctness directly into policy learning rather than handling it externally. We train three neural networks to generate time-varying hyperparameters in the dQP cost and constraints: (i) InitNet, which initializes hyperparameters based on the initial condition; (ii) RefNet, which updates cost-related hyperparameters along the rollout; and (iii) an extended BarrierNet architecture, inspired by [31], which adapts the HOCBF constraint hyperparameters. These networks are optimized via a unified robustness metric that jointly captures STL satisfaction and QP feasibility, improving performance while accounting for potential infeasibility. After training, the networks provide hyperparameters online for execution, enabling specification-compliant control under new initial conditions. By jointly optimizing specification robustness and feasibility, the resulting controller remains feasible even under tight input bounds or complex STL tasks. Overall, the method avoids manual CBF tuning, reduces over-conservativeness via hyperparameter learning, and enables feasible STL enforcement during both training and execution without requiring pre-generated reference inputs as in [31].

This work substantially extends our prior conference paper [32], which enforced CBF constraints in a dQP using BarrierNet to improve model-based RL for STL satisfaction.

The previous formulation optimized only STL robustness and ignored dQP feasibility during training, often causing infeasible QP constraints under tight input limits or complex dynamics, and prematurely terminating learning. It also used CBF hyperparameters that remained constant within each rollout, limiting their ability to adapt over the time horizon and restricting robustness improvement. In this paper, we introduce a unified robustness measure that incorporates both STL satisfaction and QP feasibility, guiding learning toward solutions that remain feasible even in challenging scenarios. In addition, the CBF hyperparameters become time-varying along each rollout, enabling adaptive hyperparameter tuning and further reducing conservativeness while improving robustness. Simulation results further demonstrate that the proposed method achieves higher robustness under strict input limits and challenging STL specifications.

II. PRELIMINARIES

Consider a nonlinear control-affine system:

$$\dot{\mathbf{x}} = f(\mathbf{x}) + g(\mathbf{x})\mathbf{u}, \quad (1)$$

where $\mathbf{x}(t) \in \mathbb{R}^n$ denotes the state and $\mathbf{u}(t) \in \mathcal{U} \subseteq \mathbb{R}^q$ denotes the control input. The functions $f : \mathbb{R}^n \rightarrow \mathbb{R}^n$ and $g : \mathbb{R}^n \rightarrow \mathbb{R}^{n \times q}$ are assumed to be locally Lipschitz. The input set \mathcal{U} is a compact hyper-rectangle, i.e., $\mathbf{u}_{\min} \leq \mathbf{u} \leq \mathbf{u}_{\max}$, where the inequality is interpreted element-wise. Without loss of generality, we set the initial time to 0. The initial condition $\mathbf{x}(0) = \mathbf{x}_0$ is sampled from a set $\mathcal{X}_0 \subseteq \mathbb{R}^n$ according to a probability density function $P : \mathcal{X}_0 \rightarrow \mathbb{R}$. We consider system trajectories over a compact time horizon $[0, T]$. A signal $\mathbf{x} : [0, T] \rightarrow \mathbb{R}^n$ is a solution of the system (1) if it is absolutely continuous and satisfies the dynamics for all $t \in [0, T]$. A partial trajectory over $[0, t]$ is denoted as $\mathbf{x}_{0:t}$.

We employ a state-feedback neural network controller,

$$\mathbf{u}(t) = \pi(\mathbf{x}(t), \boldsymbol{\theta}), \quad (2)$$

where $\boldsymbol{\theta}$ represents the network parameters. Memory can be incorporated as

$$\mathbf{u}(t) = \pi(\mathbf{x}_{0:t}, \boldsymbol{\theta}), \quad (3)$$

where the controller depends on state histories and can be implemented using a recurrent architecture such as a Recurrent Neural Network (RNN) [33].

A. Signal Temporal Logic (STL)

Signal Temporal Logic (STL) [2] is defined over real-valued signals $\mathbf{x} : \mathbb{R}_{\geq 0} \rightarrow \mathbb{R}^n$, such as trajectories generated by (1). In this work, we focus on a fragment of STL characterized by the following syntax:

$$\phi := \top \mid \mu \mid \neg\mu \mid \phi_1 \wedge \phi_2 \mid \phi_1 \vee \phi_2, \quad (4a)$$

$$\varphi := F_{[t_a, t_b]} \phi \mid G_{[t_a, t_b]} \phi \mid \varphi_1 \wedge \varphi_2, \quad (4b)$$

where ϕ and φ denote STL formulae; ϕ_1 and ϕ_2 are formulae of class ϕ , and φ_1 and φ_2 are formulae of class φ ; \top denotes the logical *true*; μ represents an atomic predicate of the form $h(\mathbf{x}) \geq 0$, where $h : \mathbb{R}^n \rightarrow \mathbb{R}$; \neg , \wedge , and \vee denote Boolean negation, conjunction, and disjunction, respectively; F and G

are the temporal operators *eventually* and *always*, respectively; and $[t_a, t_b]$ is a time interval such that $t_a < t_b$.

We write $(\mathbf{x}, t) \models \varphi$ to indicate that the signal \mathbf{x} satisfies the formula φ at time t . A formal definition of the qualitative semantics of STL is provided in [2]. Informally, $F_{[t_a, t_b]} \phi$ holds if “ ϕ becomes *true* at some time in $[t_a, t_b]$,” whereas $G_{[t_a, t_b]} \phi$ holds if “ ϕ is *true* at all times in $[t_a, t_b]$.” Boolean operators are interpreted in the standard way. Compared with the full STL syntax in [2], the fragment in (4b) excludes the temporal *until* operator, nested temporal operators such as “*eventually always*,” and Boolean disjunction \vee in order to retain a tractable structure for control and monitoring. Despite this restriction, the fragment remains expressive enough to capture a broad class of practically relevant temporal requirements, including safety and reachability specifications with explicit timing constraints.

STL is also equipped with quantitative semantics, known as *robustness*, which assigns a real value that measures the degree to which a signal satisfies a formula φ . Several robustness metrics have been proposed in the literature [3], [7], [8], [34]. In this work, we adopt the smooth robustness introduced in [35], which is differentiable almost everywhere and can be readily embedded in learning-based algorithms. This robustness measure is sound, in the sense that its value is positive if and only if the STL formula is satisfied. We denote the robustness of φ at time t with respect to a signal \mathbf{x} by $\rho(\varphi, \mathbf{x}, t)$. We also define the time horizon of an STL formula φ , denoted by $hrz(\varphi)$, as the earliest future time required to determine its satisfaction and robustness. Throughout this paper, we evaluate trajectories of (1) only over the time horizon of the specification, i.e., we set $T = hrz(\varphi)$.

B. Time-Varying High Order Control Barrier Function

In this subsection, we introduce time-varying High Order Control Barrier Functions (HOCBFs) [11]. We begin by recalling the definition of a class κ function:

Definition 1 (Class κ function [36]). A continuous function $\alpha : [0, a) \rightarrow [0, +\infty]$, $a > 0$ is called a class κ function if it is strictly increasing and $\alpha(0) = 0$.

Definition 2. The relative degree of a differentiable function $b : \mathbb{R}^n \rightarrow \mathbb{R}$ is the number of times we need to differentiate it along system dynamics (1) until any component of \mathbf{u} explicitly shows in the corresponding derivative.

Consider a time-varying constraint $b(\mathbf{x}, t) \geq 0$, where $b : \mathbb{R}^n \times [0, T] \rightarrow \mathbb{R}$ is a differentiable function with relative degree m . Let $\psi_0(\mathbf{x}, t) := b(\mathbf{x}, t)$. We then construct a sequence of functions $\psi_i : \mathbb{R}^n \times [0, T] \rightarrow \mathbb{R}$, for $i = 1, \dots, m$, defined recursively as follows:

$$\psi_i(\mathbf{x}, t) := \dot{\psi}_{i-1}(\mathbf{x}, t) + \alpha_i(\psi_{i-1}(\mathbf{x}, t)), \quad (5)$$

where $\alpha_i(\cdot)$, $i \in \{1, \dots, m\}$ denotes a $(m - i)^{th}$ order differentiable class κ function. A sequence of sets $\mathcal{C}_i(t)$ are then defined based on (5) as

$$\mathcal{C}_i(t) = \{\mathbf{x} \in \mathbb{R}^n \mid \psi_i(\mathbf{x}, t) \geq 0\}. \quad (6)$$

Definition 3. A set $\mathcal{C}(t) \subset \mathbb{R}^n$ is forward invariant for system (1) if its solutions for some $\mathbf{u} \in \mathcal{U}$ starting from any $\mathbf{x}(0) \in \mathcal{C}(0)$ satisfy $\mathbf{x}(t) \in \mathcal{C}(t)$, $\forall t \geq 0$.

Definition 4 (Time-varying High Order Control Barrier Function (HOCBF) [15]). Let $\psi_1(\mathbf{x}, t), \dots, \psi_m(\mathbf{x}, t)$ be defined by (5) and $\mathcal{C}_1(t), \dots, \mathcal{C}_m(t)$ be defined by (6). A differentiable function $b(\mathbf{x}, t)$ is a High Order Control Barrier Function (HOCBF) with relative degree m with respect to system (1) if there exist differentiable class κ functions α_i , $i = 1, \dots, m$, such that

$$\sup_{\mathbf{u} \in \mathcal{U}} [L_f^m b(\mathbf{x}, t) + L_g L_f^{m-1} b(\mathbf{x}, t) \mathbf{u} + \frac{\partial^m b(\mathbf{x}, t)}{\partial t^m} + O(b(\mathbf{x}, t)) + \alpha_m(\psi_{m-1}(\mathbf{x}, t))] \geq 0, \quad (7)$$

for all $(\mathbf{x}, t) \in \mathcal{C}_1(t) \cap \mathcal{C}_2(t) \cap \dots \cap \mathcal{C}_m(t) \times [0, T]$. In (7), L_f^m denote m -th order Lie derivatives along f ; L_g is the Lie derivative along g . We use $O(\cdot) = \sum_{i=1}^{m-1} L_f^i (\alpha_{m-1} \circ \psi_{m-i-1})(\mathbf{x}, t)$ and assume that $L_g L_f^{m-1} b(\mathbf{x}, t) \mathbf{u} \neq 0$ on the boundary of set $\mathcal{C}_1(t) \cap \dots \cap \mathcal{C}_m(t)$.

Theorem 1 (Safety Guarantee [15]). Given an HOCBF $b(\mathbf{x}, t)$ with a sequence of sets $\mathcal{C}_1(t), \dots, \mathcal{C}_m(t)$ as defined in (6), if $\mathbf{x}(0) \in \mathcal{C}_1(0) \cap \mathcal{C}_2(0) \cap \dots \cap \mathcal{C}_m(0)$, then any Lipschitz continuous controller $\mathbf{u}(t)$ that satisfies (7) $\forall t \in [0, T]$ renders $\mathcal{C}_1(t) \cap \mathcal{C}_2(t) \cap \dots \cap \mathcal{C}_m(t)$ forward invariant for system (1).

III. PROBLEM FORMULATION AND APPROACH

Let $J(\mathbf{u})$ denote a cost function defined over control signals $\mathbf{u} : [0, T] \rightarrow \mathcal{U}$. We consider the following problem:

Problem 1. Given a system with dynamics (1), an STL specification φ in (4), and an initial state \mathbf{x}_0 sampled from the distribution $P : \mathcal{X}_0 \rightarrow \mathbb{R}$, the goal is to find an optimal control input $\mathbf{u}^*(t)$ that maximizes STL robustness $\rho(\varphi, \mathbf{x}, 0)$ while minimizing the cost $J(\mathbf{u})$, subject to satisfying φ :

$$\mathbf{u}^*(t) = \arg \max_{\mathbf{u}(t)} \rho(\varphi, \mathbf{x}, 0) - J(\mathbf{u}) \quad (8a)$$

$$\text{s.t. } \dot{\mathbf{x}} = f(\mathbf{x}) + g(\mathbf{x})\mathbf{u}(t), \quad (8b)$$

$$\mathbf{u}_{min} \leq \mathbf{u}(t) \leq \mathbf{u}_{max}, \quad (8c)$$

$$(\mathbf{x}, 0) \models \varphi. \quad (8d)$$

Existing works [15], [16] employ HOCBFs (7) to address safety specifications in (8d) with high relative degree by embedding them as constraints in quadratic optimization-based controllers. In these approaches, HOCBF constraints are enforced as strict hard constraints to guarantee safety, which implicitly requires the QP to remain feasible at every sampling instant. However, this feasibility is not guaranteed and is often violated when the control bound \mathcal{U} are tight or when the HOCBF hyperparameters (e.g., the coefficients in the class κ functions) are manually designed and fixed. In particular, based on (5), fixed hyperparameters force the constraint $\psi_i(\mathbf{x}, t) \geq 0$ to impose a constant decay rate on function $\psi_{i-1}(\mathbf{x}, t)$, regardless of how close the system actually is to the boundary. This leads to overly aggressive constraint satisfaction in non-critical situations, resulting in unnecessarily conservative control actions and reduced performance. In

[31], BarrierNet was introduced as a differentiable QP layer with HOCBF constraints appended to the output of a neural network controller to guarantee safety. In this framework, class κ hyperparameters are learned during training, which substantially reduces conservativeness compared with fixed designs. However, the approach relies on supervised learning, where a reference control input that already satisfies safety and input bounds must be provided during training. Such a reference input is often difficult to obtain, and becomes especially challenging when the task is governed by complex STL specifications (8d). Therefore, there is a strong need for methods that integrate BarrierNet with STL satisfaction while automatically generating reference inputs, rather than requiring them to be specified a priori.

Approach: In this paper, we train a neural network controller, with or without memory as in (3) and (2), to solve the optimization problem in Problem 1. We address STL satisfaction by enforcing trainable HOCBF-based constraints during both training and execution. From the STL formula φ , we construct time-varying HOCBFs and embed them into a neural network controller via a BarrierNet layer [31], enabling specification correctness and robustness to be incorporated directly into policy learning. The HOCBF hyperparameters are generated by three networks: InitNet, which adapts them to different initial conditions; RefNet, which automatically produces reference-input updates along the rollout; and extended BarrierNet architecture, inspired by [31], which adjusts CBF hyperparameters to enforce φ . These components are jointly optimized using a unified robustness metric that accounts for both STL satisfaction and QP feasibility, allowing the resulting controller to remain feasible even under tight input bounds or complex specifications. After training, the networks provide hyperparameters online, ensuring feasible STL enforcement without manual tuning or pre-generated reference inputs, thereby reducing conservativeness and improving robustness in both training and execution.

IV. JOINT LEARNING OF FEASIBILITY-AWARE SIGNAL TEMPORAL LOGIC AND BARRIERNET

In this section, we present our solution to Problem 1. Section IV-A introduces the trainable HOCBFs and the state-dependent BarrierNet architecture extended from [19], along with a sufficient condition for ensuring QP feasibility. Section IV-B provides a general procedure for constructing a set of time-varying HOCBFs that guarantee the satisfaction of a given STL specification. Section IV-C then defines a unified robustness metric that captures both STL satisfaction and QP feasibility. Finally, Section IV-D describes how these time-varying HOCBFs are jointly trained with the neural network controller through BarrierNet to further enhance robustness.

A. Extended BarrierNet with Trainable HOCBFs and Feasibility Guarantees

Suppose we have a set of time-varying HOCBFs $b_j(\mathbf{x}, t, \boldsymbol{\theta}_b, \mathbf{x}_0)$, $j = 1, \dots, M$, each depending on the initial condition \mathbf{x}_0 and containing trainable parameters $\boldsymbol{\theta}_b$ (The role of \mathbf{x}_0 will be clarified in Section IV-D). To reduce

conservativeness, the associated class κ functions are also made trainable. Rewriting (5) for a HOCBF b_j yields:

$$\psi_{i,j}(\mathbf{x}, t, \boldsymbol{\theta}_b, \boldsymbol{\theta}_p, \mathbf{x}_0, \mathbf{P}_{\text{inip}}) := \dot{\psi}_{i-1,j}(\mathbf{x}, t, \boldsymbol{\theta}_b, \boldsymbol{\theta}_p, \mathbf{x}_0, \mathbf{P}_{\text{inip}}) + p_{i,j}(\mathbf{x}, \boldsymbol{\theta}_p, \mathbf{P}_{\text{inip}}) \alpha_{i,j}(\psi_{i-1,j}(\mathbf{x}, t, \boldsymbol{\theta}_b, \boldsymbol{\theta}_p, \mathbf{x}_0, \mathbf{P}_{\text{inip}})), \quad (9)$$

where $\alpha_{i,j}$ are class κ functions, $+\infty > p_{i,j}(\mathbf{x}, \boldsymbol{\theta}_p, \mathbf{P}_{\text{inip}}) > 0$ for $i = 1, \dots, m$ and $j = 1, \dots, M$, and m denotes the relative degree of the HOCBF b_j . For notational simplicity, we write $\psi_{i,j}(\mathbf{x}, t, \boldsymbol{\theta}_b, \boldsymbol{\theta}_p)$ to denote $\psi_{i,j}(\mathbf{x}, t, \boldsymbol{\theta}_b, \boldsymbol{\theta}_p, \mathbf{x}_0, \mathbf{P}_{\text{inip}})$ throughout the remainder of this paper. Each $p_{i,j}(\mathbf{x}, \boldsymbol{\theta}_p, \mathbf{P}_{\text{inip}})$ is time-varying, as it depends on the state $\mathbf{x}(t)$, while its initial value $\mathbf{P}_{\text{inip}}(\mathbf{x}_0, \boldsymbol{\theta}_{\text{inip}})$ depends on the initial condition and trainable parameter $\boldsymbol{\theta}_{\text{inip}}$ (This will also be clarified in Section IV-D).

BarrierNet [31] is a neural network layer implemented as a differentiable Quadratic Program (dQP) with HOCBF constraints. We append an extended BarrierNet layer, extending the formulation in [31], as the terminal layer of the neural network controller (with or without memory), as shown in (3) and (2), where $\mathbf{u}^*(t)$ is obtained from:

$$\mathbf{u}^*(t) = \arg \min_{\mathbf{u}(t)} \frac{1}{2} \mathbf{u}(t)^\top \mathbf{Q}(\cdot, \boldsymbol{\theta}_q) \mathbf{u}(t) + \mathbf{F}^\top(\cdot, \boldsymbol{\theta}_f) \mathbf{u}(t) \quad (10a)$$

$$\begin{aligned} \text{s.t.} \quad & L_f^m b_j(\mathbf{x}, t, \boldsymbol{\theta}_b, \mathbf{x}_0) + L_g L_f^{m-1} b_j(\mathbf{x}, t, \boldsymbol{\theta}_b, \mathbf{x}_0) \mathbf{u}(t) \\ & + \frac{\partial^m b_j(\mathbf{x}, t, \boldsymbol{\theta}_b, \mathbf{x}_0)}{\partial t^m} + O(b_j(\mathbf{x}, t, \boldsymbol{\theta}_b, \mathbf{x}_0), \boldsymbol{\theta}_p, \mathbf{P}_{\text{inip}}) \\ & + p_{m,j}(\mathbf{x}, \boldsymbol{\theta}_p, \mathbf{P}_{\text{inip}}) \alpha_m(\psi_{m-1,j}(\mathbf{x}, t, \boldsymbol{\theta}_b, \boldsymbol{\theta}_p)) \geq 0, \end{aligned} \quad (10b)$$

$$\mathbf{u}_{\min} \leq \mathbf{u}(t) \leq \mathbf{u}_{\max}, \quad (10c)$$

$$t = k\Delta t, \quad k = 0, 1, 2, \dots, \quad j = 1, \dots, M, \quad (10d)$$

where $\mathbf{Q}(\cdot, \boldsymbol{\theta}_q) \in \mathbb{R}^{q \times q}$, $\mathbf{F}(\cdot, \boldsymbol{\theta}_f) \in \mathbb{R}^q$, $+\infty > p_{i,j}(\mathbf{x}, \boldsymbol{\theta}_p, \mathbf{P}_{\text{inip}}) > 0$ for $i = 1, \dots, m$, and $b_j(\mathbf{x}, t, \boldsymbol{\theta}_b, \mathbf{x}_0)$ are all generated by preceding neural network layers with trainable parameters $(\boldsymbol{\theta}_q, \boldsymbol{\theta}_f, \boldsymbol{\theta}_b, \boldsymbol{\theta}_{\text{inip}}, \boldsymbol{\theta}_p) := \boldsymbol{\theta}$. Here, the symbol “ \cdot ” indicates the input to the network: $\mathbf{x}(t)$ in the memoryless case, and the state history $\mathbf{x}_{0:t}$ when memory is used. The matrix \mathbf{Q} is positive definite, and $\mathbf{Q}^{-1}\mathbf{F}$ can be interpreted as a reference control. Although \mathbf{Q} , \mathbf{F} , and $p_{i,j}$ are generated by previous layers in (10), they may also be treated as directly trainable parameters. The dQP (10) is solved at each time point $k\Delta t$, $k = 0, 1, \dots$ until reaching the time horizon T , and the solution $\mathbf{u}^*(t)$ is applied to the system as a constant for the time period $[k\Delta t, k\Delta t + \Delta t)$.

Theorem 2. Given a time-varying HOCBF $b(\mathbf{x}, t)$ with a sequence of sets $\mathcal{C}_1(t), \dots, \mathcal{C}_m(t)$ as defined in (6), if $\mathbf{x}(0) \in \mathcal{C}_1(0) \cap \mathcal{C}_2(0) \cap \dots \cap \mathcal{C}_m(0)$, and $p_{i,j}(\mathbf{x}, \boldsymbol{\theta}_p, \mathbf{P}_{\text{inip}})$, $i \in \{1, \dots, m-2\}$, are differentiable and chosen such that all their time derivatives along system (1) that appear in the recursion up to $\psi_{m-1,j}$ are independent of the control input \mathbf{u} , i.e.,

$$\begin{aligned} L_g L_f^k p_{i,j}(\mathbf{x}, \boldsymbol{\theta}_p, \mathbf{P}_{\text{inip}}) &= 0, \quad k = m-2-i, \\ \forall i &= 1, \dots, m-2, m \geq 3, \end{aligned} \quad (11)$$

so that Lipschitz controller \mathbf{u} can enter the HOCBF constraint only through the highest-order terms in $\psi_{m,j}(\mathbf{x}, t, \boldsymbol{\theta}_b, \boldsymbol{\theta}_p)$

(10b) under (10c), or if $p_{i,j}(\mathbf{x}, \boldsymbol{\theta}_p, \mathbf{P}_{\text{inip}})$ are treated as trainable hyperparameters that do not depend on the state, then a BarrierNet composed of neurons as in (10) guarantees the forward invariance of the intersection of sets in (6).

Proof. We show that each constraint (10b) has the standard HOCBF form, thus forward invariance follows from Thm. 2.

Assume that $p_{i,j}(\mathbf{x}, \boldsymbol{\theta}_p, \mathbf{P}_{\text{inip}})$, $i \in \{1, \dots, m-2\}$, are differentiable and satisfy (11) (the multiplier $p_{m-1,j}(\mathbf{x}, \boldsymbol{\theta}_p, \mathbf{P}_{\text{inip}})$ can introduce a dependence on \mathbf{u} only in $\psi_{m,j}(\mathbf{x}, t, \boldsymbol{\theta}_b, \boldsymbol{\theta}_p)$), or are trainable hyperparameters. By repeatedly applying the modified recursion in (9), the highest-order constraint $\psi_{m,j}(\mathbf{x}, t, \boldsymbol{\theta}_b, \boldsymbol{\theta}_p)$ associated with $b_j(\mathbf{x}, t, \boldsymbol{\theta}_b, \mathbf{x}_0)$ takes the form

$$\psi_{m,j} = L_f^m b_j + [L_g L_f^{m-1} b_j] \mathbf{u} + \frac{\partial^m b_j}{\partial t^m} + \Phi_j(b_j, \dot{b}_j, \dots, b_j^{(m-1)}, p_{1,j}, \dot{p}_{1,j}, \ddot{p}_{1,j}, \dots, \dot{p}_{m-1,j}, p_{m,j}), \quad (12)$$

where \dot{b}_j and $b_j^{(k)}$ denote the total time derivatives $\frac{d^k}{dt^k} b_j(\mathbf{x}, t)$, which include both $\frac{\partial b_j}{\partial \mathbf{x}} \dot{\mathbf{x}}$ and $\frac{\partial b_j}{\partial t}$. The term $\frac{\partial^m b_j}{\partial t^m}$ is written explicitly, while all remaining mixed terms, including the time derivatives of the multipliers $p_{i,j}$, are collected in Φ_j . Here, for notational simplicity, the arguments $(\mathbf{x}, t, \boldsymbol{\theta}_b, \boldsymbol{\theta}_p, \mathbf{x}_0, \mathbf{P}_{\text{inip}})$ of $p_{i,j}$, b_j , Φ_j , and $\psi_{m,j}$ have been omitted. Specifically, if the class κ functions $\alpha_{i,j}(\cdot)$ are linear, we obtain

$$\psi_{m,j} = L_f^m b_j + [L_g L_f^{m-1} b_j] \mathbf{u} + \frac{\partial^m b_j}{\partial t^m} + \sum_{r=1}^m \left[\sum_{1 \leq k_1 < \dots < k_r \leq m} \left(\prod_{\ell=1}^r p_{k_\ell, j} \right) + P_{r,j}(p_{i,j}) \right] b_j^{(m-r)}, \quad (13)$$

where $P_{r,j}(p_{i,j})$ collects polynomial expressions in the time derivatives of the multipliers $p_{i,j}$.

Because the system dynamics are control-affine and the functions $p_{i,j}$ are differentiable, every time derivative of $p_{i,j}$ appearing in Φ_j (and $P_{r,j}(p_{i,j})$) is at most affine in \mathbf{u} . Moreover, condition (11) ensures that at most one derivative of $p_{i,j}$ yields a nonzero input gain inside Φ_j . Therefore, each Φ_j can be decomposed as

$$\Phi_j = \Phi_j^0(\mathbf{x}, t, \boldsymbol{\theta}_b, \boldsymbol{\theta}_p, \mathbf{x}_0, \mathbf{P}_{\text{inip}}) + \Phi_j^1(\mathbf{x}, t, \boldsymbol{\theta}_b, \boldsymbol{\theta}_p, \mathbf{x}_0, \mathbf{P}_{\text{inip}}) \mathbf{u}, \quad (14)$$

for smooth functions Φ_j^0 and Φ_j^1 independent of \mathbf{u} . Substituting this into (13) and regrouping terms gives

$$\psi_{m,j} = a_j \mathbf{u} + c_j, \quad (15)$$

where

$$a_j = L_g L_f^{m-1} b_j + \Phi_j^1(\mathbf{x}, t, \boldsymbol{\theta}_b, \boldsymbol{\theta}_p, \mathbf{x}_0, \mathbf{P}_{\text{inip}}), \quad (16)$$

and

$$c_j = L_f^m b_j + \frac{\partial^m b_j}{\partial t^m} + \Phi_j^0(\mathbf{x}, t, \boldsymbol{\theta}_b, \boldsymbol{\theta}_p, \mathbf{x}_0, \mathbf{P}_{\text{inip}}). \quad (17)$$

If $p_{i,j}$ are trainable constants, then $\Phi_j^1(\mathbf{x}, t, \boldsymbol{\theta}_b, \boldsymbol{\theta}_p, \mathbf{x}_0, \mathbf{P}_{\text{inip}}) = \mathbf{0}$ (and $P_{r,j}(p_{i,j}) = \mathbf{0}$). Thus, in both cases, $\psi_{m,j}$ is affine in \mathbf{u} , matching the standard HOCBF form. Hence each inequality in (10b) defines a valid HOCBF constraint. Since the dQP (10) yields a Lipschitz continuous control law, Theorem 1 implies the forward invariance of all encoded sets (6). Stacking

these constraints in the BarrierNet layer guarantees forward invariance of their intersection. \square

Since (10) is differentiable, the gradients of the optimal control $\mathbf{u}^*(t)$ and the HOCBF hyperparameters $p_{i,j}$ with respect to $\boldsymbol{\theta}$ can be obtained via the dQP framework of [37] (the gradients of $p_{i,j}$ with respect to \mathbf{x} can also be computed by PyTorch). This enables $\boldsymbol{\theta}$ to be trained with any common neural-network optimizer (e.g., those used for LSTMs or CNNs [33]). As a result, BarrierNet not only guarantees satisfaction of all HOCBF constraints encoding the STL requirements, but also enables the controller to optimize a given objective through training.

In (9), when the class κ function $\alpha_{i,j}(\cdot)$ degenerates to zero, the multiplier $p_{i,j}$ loses its ability to regulate the constraint. In this case, the dQP may also become infeasible, since each $\psi_{m,j}$ constraint can directly conflict with each other and the control bounds, preventing the existence of a control input \mathbf{u} that satisfies all constraints simultaneously. The following theorem provides a sufficient condition to ensure the feasibility of the dQP.

Theorem 3 (Sufficient Condition for Feasibility). Given an time-varying HOCBF $b(\mathbf{x}, t)$ with a sequence of sets $C_1(t), \dots, C_m(t)$ as defined in (6), and $p_{i,j}(\mathbf{x}, \boldsymbol{\theta}_p, \mathbf{P}_{\text{inip}})$, $i \in \{1, \dots, m-2\}$, are differentiable and satisfy (11), or just trainable hyperparameters, assume $\mathbf{x}(0) \in C_1(0) \cap C_2(0) \cap \dots \cap C_m(0)$. For each $j \in \{1, \dots, M\}$, let the highest-order HOCBF constraint be defined by (10b) and \mathbf{u} satisfies (10c). If $\psi_{m-1,j} > 0$ is enforced for all $t \geq 0$, then the optimization problem in (10) is pointwise feasible for any (\mathbf{x}, t) with $\psi_{m-1,j}(\mathbf{x}, t, \boldsymbol{\theta}_b, \boldsymbol{\theta}_p) > 0$, implying that the dQP admits a feasible control $\mathbf{u}^*(t)$.

Proof. The highest-order HOCBF constraint (10b) can be rewrite as

$$L_f^m b_j + [L_g L_f^{m-1} b_j] \mathbf{u} + \frac{\partial^m b_j}{\partial t^m} + \sum_{i=1}^{m-1} \alpha_{i,j}(\psi_{i-1,j}) [L_g L_f^{m-i-1} p_{i,j}] \mathbf{u} + R(b_j, p_{i,j}) + \sum_{i=1}^{m-1} \left[L_f^{m-i} p_{i,j} \alpha_{i,j}(\psi_{i-1,j}) + p_{i,j} \alpha_{m,j}(\psi_{m-1,j}) \right] \geq 0, \quad (18)$$

Here, $R(b_j, p_{i,j})$ collects all remaining terms arising from the recursive application of the class κ functions, the drift dynamics $f(\mathbf{x})$, and the chain rule. Consequently, $R(b_j, p_{i,j})$ depends on Lie derivatives of b_j and $p_{i,j}$ along f (up to order $m-1$), as well as additional terms resulting from the explicit time dependence of $b_j(\mathbf{x}, t)$, and does not explicitly depend on the control input \mathbf{u} . The term $L_g L_f^{m-i-1} p_{i,j} \mathbf{u}$ is affine in \mathbf{u} whenever $L_g L_f^{m-i-1} p_{i,j} \neq \mathbf{0}$; if $L_g L_f^{m-i-1} p_{i,j} = \mathbf{0}$ (e.g., when $p_{i,j}$ is constant in each Δt or does not depend on any state component directly affected by the control input), this contribution vanishes and (18) still remains affine in \mathbf{u} . Moreover, if $\psi_{m-1,j} > 0$ for all $t \geq 0$, then $\alpha_{m,j}(\psi_{m-1,j}) > 0$, and the multiplier $p_{m,j}$ can be chosen so that the term $p_{m,j} \alpha_{m,j}(\psi_{m-1,j})$ dominates the sum of all other terms in (18), which are jointly bounded even when \mathbf{u} is restricted

by (10c). In particular, even if the total contribution of all terms except $p_{m,j}\alpha_{m,j}(\psi_{m-1,j})$ is negative, one can always increase $p_{m,j}$ to render the left-hand side of (18) nonnegative. Hence, the constraint (18) is pointwise feasible for all (\mathbf{x}, t) with $\psi_{m-1,j}(\mathbf{x}, t) > 0$, so the dQP admits a feasible solution $\mathbf{u}^*(t)$ at each time step. \square

The condition $\psi_{m-1,j} > 0$ in Thm. 3 is a sufficient condition for the feasibility of problem (10), and, together with Thm. 2, guarantees the forward invariance of the HOCBF-defined set and feasibility of the QP at every time step. From (18), we observe that if $\psi_{m-1,j} > 0$ cannot be maintained, one can instead impose $\psi_{m-2,j} > 0$ as the feasibility condition. In this case, by increasing $L_f p_{m-1,j}$, the left-hand side of (18) can still be rendered positive, ensuring the feasibility of the constraint. If $\psi_{m-2,j} > 0$ also cannot be ensured, we may proceed hierarchically and use $\psi_{m-3,j} > 0$ as the feasibility condition, and so on, down to $\psi_{0,j} > 0$.

However, the constraint (10b) is specifically designed to guarantee $\psi_{m-1,j} \geq 0$, which is the requirement needed for forward invariance. Once $\psi_{m-1,j} \geq 0$ cannot be enforced, the constraint (10b) no longer serves its intended purpose. For this reason, Theorem 3 adopts only $\psi_{m-1,j} > 0$ as a sufficient condition for feasibility. From (11), we note that the dependence of the multipliers $p_{i,j}$ on the state \mathbf{x} can be designed so that the control input appears in lower-order derivatives of b_j , effectively reducing the relative degree. This mechanism complements the hierarchical feasibility conditions discussed above and will be explored in future work.

Remark 1. Different from the original BarrierNet [31], which only considers time-invariant HOCBFs $b_j(x)$, the formulation in (10) incorporates time-varying HOCBFs $b_j(x, t)$. Moreover, we make the HOCBF b_j itself trainable, in addition to the hyperparameters \mathbf{Q} , \mathbf{F} , and $p_{i,j}$. In Theorem 2, we explicitly allow the time derivatives of the multipliers $p_{i,j}$ to introduce dependence on the input \mathbf{u} in the highest-order constraint $\psi_{m,j}$, a feature that was not considered in [31]. Therefore, the BarrierNet structure in (10), together with Theorem 2, extends the original BarrierNet framework proposed in [31]. In [32], the trainable multiplier $p_{i,j}(\mathbf{x}_0, \boldsymbol{\theta}_p)$ remains constant over time because it depends only on the initial state, although it varies across rollouts. This limits its ability to adapt along the time horizon and restricts potential robustness improvement. In contrast, in this paper $p_{i,j}(\mathbf{x}, \boldsymbol{\theta}_p, \mathbf{P}_{\text{init}})$ is time-varying, allowing it to continuously adjust to the evolving system state and thereby better satisfy the STL specification.

B. HOCBFs for STL specifications

The authors of [9] introduced the use of time-varying CBFs to enforce the satisfaction of STL specifications. However, [9] considers only CBFs of relative degree one, and the construction of these CBFs is illustrated through examples rather than provided in a general or systematic form. In this work, we extend their approach to high-order CBFs and develop a general, algorithmic procedure for constructing such HOCBFs. Moreover, we make these HOCBFs trainable, eliminating the need for manual design and enabling the resulting controller to further improve its performance through training.

Consider an STL formula φ of the form (4). Since any predicate of the form $\neg\mu$ can be rewritten by replacing the predicate function with $-h(\mathbf{x})$ and eliminating the negation, we assume, without loss of generality, that φ is negation-free. We impose the following assumption on the STL formula and the system:

Assumption 1. $\forall \mathbf{x}(0) \in \mathcal{X}_0, \exists \mathbf{u}(t) \in \mathcal{U}$ such that $(\mathbf{x}, 0) \models \varphi$ where \mathbf{x} is the solution of system (1).

Assumption 1 is not restrictive in practice, because if it does not hold, then for certain initial conditions \mathbf{x}_0 the specification φ is inherently infeasible and Problem 1 admits no solution.

Categories of Predicates. Suppose that there are M predicates in φ and they are given by $\mu_j : h_j(\mathbf{x}) \geq 0, j = 1, \dots, M$. Now we divide all predicates into three categories:

- Category I: predicates that are already satisfied at $t = 0$ and whose enclosing temporal operator also begins at $t = 0$. For example, μ_1 in $G_{[0,5]}\mu_1$ and in $G_{[0,5]}\mu_1 \wedge \mu_2$, where $h_1(\mathbf{x}_0) \geq 0$. Such predicates typically encode safety requirements, such as obstacle avoidance in robotic applications.
- Category II: predicates enclosed by $F_{[t_a, t_b]}$ that do not belong to Category I, e.g., μ_1 in $F_{[2,5]}\mu_1$ and μ_2 in $F_{[0,5]}\mu_2 \wedge \mu_3$, where $h_2(\mathbf{x}_0) < 0$.
- Category III: predicates enclosed by $G_{[t_a, t_b]}$ that do not belong to Category I. For example, μ_1 in $G_{[2,5]}\mu_1 \wedge \mu_2$. Note that Assumption 1 rules out formulae such as $G_{[0,5]}\mu_1$ with $h_1(\mathbf{x}_0) < 0$, which are infeasible from the initial condition.

STL Guarantees. To each predicate μ_j , we associate a time-varying HOCBF b_j . For predicates in Category I, which are already satisfied at $t = 0$, we assign a fixed, time-invariant HOCBF to preserve their satisfaction over the required time interval:

$$b_j(\mathbf{x}) = h_j(\mathbf{x}). \quad (19)$$

For predicates μ_j in Category II and III, we assign a trainable time-varying HOCBF:

$$b_j(\mathbf{x}, t, \boldsymbol{\theta}_b, \mathbf{x}_0) = h_j(\mathbf{x}) + \gamma_j(t, \boldsymbol{\omega}_j(\boldsymbol{\theta}_b, \mathbf{x}_0)), \quad (20)$$

where $\gamma_j(\cdot, \boldsymbol{\omega}_j) : [0, T] \rightarrow \mathbb{R}$ is a function parameterized by $\boldsymbol{\omega}_j$, which is generated by a neural network taking \mathbf{x}_0 as input and using parameters $\boldsymbol{\theta}_b$. Details of this network are provided in Section IV-D. For notational simplicity, in the remainder of this subsection we omit $\boldsymbol{\theta}_b$ and \mathbf{x}_0 and treat $\boldsymbol{\omega}_j$ as a standalone vector. With an appropriate choice of $\gamma_j(t, \boldsymbol{\omega}_j)$, enforcing $b_j(\mathbf{x}, t) \geq 0$ for all $t \in [0, T]$ ensures that the predicate μ_j is satisfied over its required time interval. We now discuss how to select $\gamma_j(t, \boldsymbol{\omega}_j)$.

For notational simplicity, we omit the subscript j when the meaning is clear from context. For a Category II predicate μ wrapped by $F_{[t_a, t_b]}$, we choose γ to be a linear function:

$$\gamma(t, \boldsymbol{\omega}) = \omega_1 + \omega_2 t, \quad (21)$$

where $\boldsymbol{\omega} = [\omega_1, \omega_2]^\top$ with $\omega_1 > 0$ and $\omega_2 < 0$. Other function forms are also possible. To ensure that the HOCBF $b(\mathbf{x}, t) =$

$h(\mathbf{x}) + \gamma(t, \omega)$ guarantees the satisfaction of μ , we impose the following three constraints on γ :

$$\gamma(0, \omega) > -h(\mathbf{x}_0), \quad (22a)$$

$$\gamma(t_b, \omega) < 0, \quad (22b)$$

$$\gamma(t_a, \omega) > -\sup_{\mathbf{x} \in \mathbb{R}^n} h(\mathbf{x}). \quad (22c)$$

Constraint (22a) ensures that the HOCBF is positive at the initial time, i.e., $b(\mathbf{x}_0, 0) > 0$. Constraint (22b) ensures that $h(\mathbf{x}) \geq b(\mathbf{x}, t)$ for some interval of time before t_b . Under (22a) and (22b), the forward invariance of the superlevel set of $b(\mathbf{x}, t)$ enforces the satisfaction of $F_{[t_a, t_b]} \mu$. The third constraint (22c) ensures that the superlevel set of $b(\mathbf{x}, t)$ is nonempty for $t < t_a$. As discussed later, we delete this HOCBF once $h(\mathbf{x}) > 0$ for some $t \geq t_a$, so we do not require the superlevel set of $b(\mathbf{x}, t)$ to remain nonempty thereafter.

For a Category III predicate μ wrapped by $G_{[t_a, t_b]}$, we define γ as follows:

$$\gamma(t, \omega) = \omega_1 e^{-\omega_2 t} - c, \quad (23)$$

where $\omega = (\omega_1, \omega_2)$ with $\omega_1 > 0$ and $\omega_2 > 0$, and $c > 0$ is a small constant. Other functional forms are also possible. Analogous to (22), we impose the following two constraints on γ :

$$\gamma(0, \omega) > -h(\mathbf{x}_0), \quad (24a)$$

$$\gamma(t_a, \omega) < 0. \quad (24b)$$

The difference is that (24b) ensures that $h(\mathbf{x}) \geq b(\mathbf{x}, t)$ over some interval prior to t_a , so that, combined with the forward invariance of the superlevel set of $b(\mathbf{x}, t)$, the requirement $G_{[t_a, t_b]} \mu$ is satisfied. When $c > 0$ is small enough, the superlevel set of $b(\mathbf{x}, t)$ is always nonempty under Assumption 1. We choose the exponential function (23) for *always* instead of a linear function (21) because it satisfies:

$$0 < -\gamma(t, \omega) < c, \quad \forall t \in [t_a, t_b]. \quad (25)$$

As a result, the condition $b(\mathbf{x}, t) \geq 0$, equivalently $h(\mathbf{x}) \geq -\gamma(t, \omega)$, is not overly conservative on $[t_a, t_b]$ when $c > 0$ is chosen sufficiently small. As detailed below, the HOCBF is deleted once $t > t_b$, which further reduces conservativeness.

Addressing Conflicts Between HOCBFs. We construct an HOCBF b_j for each predicate μ_j in φ using (19) or (20). However, the resulting constraints $b_j(\mathbf{x}, t) \geq 0$ may conflict with each other during certain time intervals. To resolve this issue, we introduce the following additional assumption:

Assumption 2. For every predicate in Category II or III, the predicate function is of the form

$$h(\mathbf{x}) = s(R - \sigma(l(\mathbf{x}) - \mathbf{o})), \quad (26)$$

where $s \in \{-1, 1\}$, $R > 0$, $\mathbf{o} \in \mathbb{R}^o$, $l : \mathbb{R}^n \rightarrow \mathbb{R}^o$ is a differentiable map (e.g., extracting a robot's position), and $\sigma : \mathbb{R}^o \rightarrow \mathbb{R}_{\geq 0}$ is a smooth, strictly convex, radially unbounded gauge function, such as the Euclidean norm or a superelliptic norm. The corresponding sets $\mathcal{B}^{\text{re}}(\mathbf{o}, R) = \{\mathbf{z} : \sigma(\mathbf{z} - \mathbf{o}) \leq R\}$, $\mathcal{B}^{\text{av}}(\mathbf{o}, R) = \{\mathbf{z} : \sigma(\mathbf{z} - \mathbf{o}) \geq R\}$, represent generalized “reach” ($s = +1$) and “avoid” ($s = -1$) regions.

Predicates of the form (26) describe reaching or avoiding a smooth, strictly convex region (including circles, ellipses, superellipses, and general convex gauge balls). Combined with temporal operators, they can express rich high-level requirements. Circular or superelliptic regions are a special case covered by Assumption 2. More general predicate shapes will be investigated in future work. Next, we give an example to illustrate the idea.

Example 1. Consider $\varphi = F_{[0, 2]} \mu_1 \wedge F_{[2, 4]} \mu_2$, where $h_1(\mathbf{x}) = R_1 - \sigma(l(\mathbf{x}) - \mathbf{o}_1)$, $h_2(\mathbf{x}) = R_2 - \sigma(l(\mathbf{x}) - \mathbf{o}_2)$. At time t , the invariant sets induced by their HOCBFs are $\mathcal{B}^{\text{av}}(\mathbf{o}_1, R_1 + \gamma_1(t))$, $\mathcal{B}^{\text{av}}(\mathbf{o}_2, R_2 + \gamma_2(t))$. To avoid conflicts between these two HOCBFs on the interval $[0, 2]$, we: (1) enforce that their sets have a nonempty intersection on $[0, 2]$; and (2) delete b_1 once $h_1(\mathbf{x}) > 0$. A sufficient condition for (1) is $\mathcal{B}^{\text{av}}(\mathbf{o}_1, R_1 + \gamma_1(2)) \cap \mathcal{B}^{\text{av}}(\mathbf{o}_2, R_2 + \gamma_2(2)) \neq \emptyset$. Using the triangle inequality of ρ , this holds if $\gamma_2(2) \geq \sigma(\mathbf{o}_1 - \mathbf{o}_2) - \gamma_1(2) - R_1 - R_2$.

Deletion rules. For each predicate wrapped with $G_{[t_a, t_b]} \mu$, we delete the associated HOCBF at $t = t_b$. For $F_{[t_a, t_b]} \mu$, we delete the HOCBF once $h(\mathbf{x}) > 0$ for some $t \geq t_a$. For $F_{[t_a, t_b]} \bigwedge_{j=1}^N \mu_j$, all corresponding HOCBFs are deleted together once $h_j(\mathbf{x}) > 0$ for all j . Note that $G_{[t_a, t_b]}(\mu_1 \wedge \mu_2)$ is equivalent to $G_{[t_a, t_b]} \mu_1 \wedge G_{[t_a, t_b]} \mu_2$, but $F_{[t_a, t_b]}(\mu_1 \wedge \mu_2)$ is not equivalent to $F_{[t_a, t_b]} \mu_1 \wedge F_{[t_a, t_b]} \mu_2$ since the latter allows asynchronous satisfaction.

Next, reorder the predicates according to their ending times $t_b^1 \leq t_b^2 \leq \dots \leq t_b^M$. For predicate μ_j with ending time t_b^j ($M \geq j \geq 2$), we impose $j - 1$ nonconflict conditions in addition to (22) or (24):

$$\gamma_j(t_b^k) \geq s_j s_k \sigma(\mathbf{o}_j - \mathbf{o}_k) - \gamma_k(t_b^k) - s_k R_k - s_j R_j + D_{j,k}, \quad (27)$$

$k = 1, \dots, j - 1,$

where ω is omitted, $h_k(\mathbf{x}) = s_k(R_k - \sigma(l(\mathbf{x}) - \mathbf{o}_k))$, $D_{j,k} = \min(s_j + s_k, 0) \times \inf$, so that when $s_j = s_k = -1$ (both avoidance tasks), the condition is released. For predicates in Category I, we simply set $\gamma(t) = 0$. Geometrically, the conditions in (27) ensure that, at each predicate's ending time, the feasible sets of all previously active HOCBFs remain mutually compatible. To illustrate the idea, consider two predicates μ_1 and μ_2 with ending times $t_b^1 \leq t_b^2$. Since b_1 must be maintained until t_b^1 , we require that at t_b^1 the feasible region induced by b_2 does not conflict with that of b_1 , then the corresponding compatibility condition becomes:

- *reach–reach*: enforce $\mathcal{B}^{\text{re}}(\mathbf{o}_1, R_1 + \gamma_1(t_b^1)) \cap \mathcal{B}^{\text{re}}(\mathbf{o}_2, R_2 + \gamma_2(t_b^1)) \neq \emptyset$;
- *reach–avoid*: enforce $\mathcal{B}^{\text{re}}(\mathbf{o}_1, R_1 + \gamma_1(t_b^1)) \cap \mathcal{B}^{\text{av}}(\mathbf{o}_2, R_2 - \gamma_2(t_b^1)) \neq \emptyset$;
- *avoid–reach*: enforce $\mathcal{B}^{\text{av}}(\mathbf{o}_1, R_1 - \gamma_1(t_b^1)) \cap \mathcal{B}^{\text{re}}(\mathbf{o}_2, R_2 + \gamma_2(t_b^1)) \neq \emptyset$;
- *avoid–avoid*: no additional condition is needed since $\mathcal{B}^{\text{av}}(\mathbf{o}_1, R_1 - \gamma_1(t_b^1)) \cap \mathcal{B}^{\text{av}}(\mathbf{o}_2, R_2 - \gamma_2(t_b^1)) \neq \emptyset$ is always nonempty.

Because $\gamma(t)$ in (21) and (23) is non-increasing, the temporal operators are enforced as follows:

- For $F_{[t_a, t_b]}\mu$, constraint (22b) guarantees the existence of some $t' \in [t_a, t_b]$ such that $h(\mathbf{x}(t')) \geq 0$.
- For $G_{[t_a, t_b]}\mu$, constraint (24b) ensures $h(\mathbf{x}(t')) \geq 0$ for all $t' \in [t_a, t_b]$.
- For $F_{[t_a, t_b]} \bigwedge_{j=1}^N \mu_j$, constraint (22b) ensures the existence of a common $t' \in [t_a, t_b]$ where all $h_j(\mathbf{x}(t')) \geq 0$.

Theorem 4. Consider system (1) satisfying Assumptions 1 and 2, and HOCBFs constructed by (19) and (20) that satisfy (22), (24), and (27). Suppose each HOCBF satisfies $\psi_{i,j}(\mathbf{x}_0, 0, \boldsymbol{\theta}_b, \boldsymbol{\theta}_p) \geq 0$ for $i = 0, \dots, m-1, j = 1, \dots, M$. Then any control input $\mathbf{u}(t)$ that satisfies (7) for all undeleted HOCBFs guarantees satisfaction of the STL specification φ .

Proof. Constraints (22a) and (24a) ensure $b_j(\mathbf{x}_0, 0) \geq 0$ for all predicates. Since $\psi_{i,j}(\mathbf{x}_0, 0, \boldsymbol{\theta}_b, \boldsymbol{\theta}_p) \geq 0$ for all i , Theorem 1 guarantees that any control input satisfying (7) yields $b_j(\mathbf{x}, t) \geq 0$ for all undeleted HOCBFs. Because $\gamma_j(t)$ is non-increasing, (22b) ensures $\exists t' \in [t_a, t_b], h(\mathbf{x}(t')) \geq 0$ for $F_{[t_a, t_b]}\mu$, while (24b) ensures $\forall t' \in [t_a, t_b], h(\mathbf{x}(t')) \geq 0$ for $G_{[t_a, t_b]}\mu$. For a formula in the form of $F_{[t_a, t_b]} \bigwedge_{j=1}^N \mu_j$, (22b) ensures $\exists t' \in [t_a, t_b], h_j(\mathbf{x}(t')) \geq 0$ for all j . Hence every predicate in φ is satisfied over its required temporal interval, ensuring $(\mathbf{x}, 0) \models \varphi$. \square

C. Unified Robustness Metric

In Sec. IV-B we constructed either (i) a time-invariant HOCBF $b_j(\mathbf{x})$ (for Category I predicates), or (ii) a time-varying HOCBF $b_j(\mathbf{x}, t)$ (for Category II and III predicates), together with a deletion rule that removes the corresponding constraint once the predicate is satisfied (for $F_{[t_a, t_b]}\mu$ operators) or at the terminal time (for $G_{[t_a, t_b]}\mu$ operators). Before deletion, each HOCBF imposes a highest-order constraint $\psi_{m,j}(\mathbf{x}, t, \boldsymbol{\theta}_b, \boldsymbol{\theta}_p) \geq 0$, which must remain feasible for the QP. This subsection introduces a unified robustness combining: (i) feasibility robustness, and (ii) STL temporal robustness based on the exponential robustness in [35], ensuring that the controller remains feasible while satisfying the STL specification. **Exponential robustness for STL predicates.** For a predicate $\mu : h(\mathbf{x}) \geq 0$, the instantaneous robustness is

$$\rho(\mu, \mathbf{x}, t) = h(\mathbf{x}(t)), \quad \rho(\neg\mu, \mathbf{x}, t) = -h(\mathbf{x}(t)). \quad (28)$$

Because “always” and “eventually” can be expressed using conjunction (and disjunction eliminated via De Morgan’s law), the exponential robustness is defined for conjunction over M subformulas with robustness values ρ_1, \dots, ρ_M . Let $\rho_{\min} = \min(\rho_1, \dots, \rho_M)$ and define

$$\rho_j^{\text{conj}} := \begin{cases} \rho_{\min} e^{\frac{\rho_j - \rho_{\min}}{\rho_{\min}}}, & \rho_{\min} < 0, \\ \rho_{\min}(2 - e^{\frac{\rho_{\min} - \rho_j}{\rho_{\min}}}), & \rho_{\min} > 0, \\ 0, & \rho_{\min} = 0, \end{cases} \quad (29)$$

and the exponential robustness for conjunction:

$$\mathcal{A}^{\text{exp}}(\rho_1, \dots, \rho_M) = \beta \rho_{\min} + (1 - \beta) \frac{1}{M} \sum_{j=1}^M \rho_j^{\text{conj}}, \quad (30)$$

where $\beta \in [0, 1]$ balances the minimum and the average. This robustness is *sound*: $\rho(\varphi, \mathbf{x}, 0) \geq 0$ iff $(\mathbf{x}, 0) \models \varphi$.

Feasibility robustness. As shown in Thm. 3, the QP is feasible at time t whenever $\psi_{m-1,j}(\mathbf{x}, t, \boldsymbol{\theta}_b, \boldsymbol{\theta}_p) > 0$. Thus the instantaneous feasibility margin is

$$\rho_j^{\text{fea}}(\mu, \mathbf{x}, t) := \psi_{m-1,j}(\mathbf{x}, t, \boldsymbol{\theta}_b, \boldsymbol{\theta}_p). \quad (31)$$

This margin must stay positive *until* the HOCBF is deleted. Let the deletion time be

$$t_{\text{del}}^j = \begin{cases} \inf\{t \geq t_a^j : h_j(\mathbf{x}(t)) \geq 0\}, & F_{[t_a^j, t_b^j]}\mu\text{-type}, \\ t_b^j, & G_{[t_a^j, t_b^j]}\mu\text{-type}. \end{cases} \quad (32)$$

Since the STL fragment considered in (4b) excludes the temporal *until* operator, thus the temporal feasibility requirement “ $\psi_{m-1,j}(\mathbf{x}, t, \boldsymbol{\theta}_b, \boldsymbol{\theta}_p) > 0$ until deletion” is equivalent to the standard *until*-free semantics:

$$\varphi_j^{\text{fea}} := F_{[t_a^j, t_b^j]} \text{del}_j \wedge G_{[0, t_b^j]} (\text{del}_j \vee \psi_{m-1,j}(\mathbf{x}, t, \boldsymbol{\theta}_b, \boldsymbol{\theta}_p) > 0), \quad (33)$$

where del_j denotes the event of deletion. With the construction above, we now have M predicates $\mu_j, j = 1, \dots, M$, spanning Categories I–III. Each predicate μ_j is associated with an STL subformula φ_j^{fea} that enforces QP feasibility until deletion, given by expression (33). Each φ_j^{fea} is itself an STL formula in the same fragment as (4b), built from atomic predicates of the form $\psi_{m-1,j} > 0$. To capture the control bounds (10c), we introduce a single STL subformula which must hold for all $t \in [0, T]$:

$$\varphi^{\mathcal{U}} := G_{[0, T]} ((\mathbf{u}(\mathbf{x}(t)) - \mathbf{u}_{\min} \geq \mathbf{0}) \wedge (\mathbf{u}_{\max} - \mathbf{u}(\mathbf{x}(t)) \geq \mathbf{0})). \quad (34)$$

Feasibility-aware STL robustness. We define an augmented STL specification that combines the original task φ with all feasibility conditions and control bounds:

$$\tilde{\varphi} := \varphi \wedge \varphi^{\mathcal{U}} \wedge \bigwedge_{j=1}^M \varphi_j^{\text{fea}}. \quad (35)$$

Since $\tilde{\varphi}$ lies in the same STL fragment as (4b), its robustness can be evaluated using the exponential robustness in (28)–(30). We denote the resulting unified scalar robustness by

$$\rho^{\text{uni}}(\mathbf{x}, 0) := \rho(\tilde{\varphi}, \mathbf{x}, 0), \quad (36)$$

where the conjunction in (35) is handled via \mathcal{A}^{exp} in (30) and the effective robustness ρ_j^{conj} in (29).

Theorem 5 (Feasibility-Aware STL Guarantee). Consider system (1) with HOCBFs constructed as in Sec. IV-B and the associated feasibility subformulas φ_j^{fea} in (33) and control bound subformula in (34). Assume that at every time t the dQP (10) enforces the highest-order HOCBF constraints and deletion rules of Sec. IV-B. If

$$\rho^{\text{uni}}(\mathbf{x}, 0) = \rho(\tilde{\varphi}, \mathbf{x}, 0) \geq 0, \quad (37)$$

then the closed-loop trajectory satisfies the original STL specification φ , and the dQP remains feasible for all t .

Proof. By soundness of the exponential robustness in (28)–(30), $\rho^{\text{uni}}(\mathbf{x}, 0) \geq 0$ is equivalent to $(\mathbf{x}, 0) \models \tilde{\varphi}$. From the definition (35), this implies simultaneously $(\mathbf{x}, 0) \models \varphi$, $(\mathbf{x}, 0) \models \varphi^{\mathcal{U}}$ and $(\mathbf{x}, 0) \models \varphi_j^{\text{fea}}$ for all $j = 1, \dots, M$.

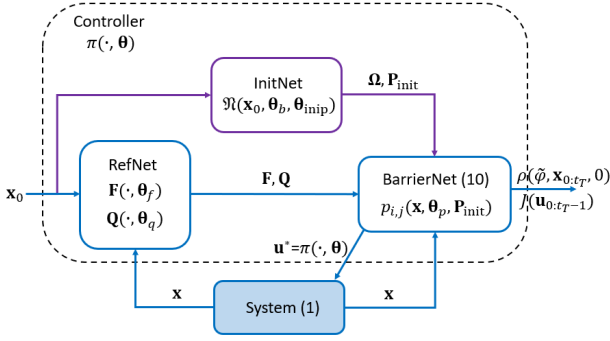


Fig. 1: Overall structure of the controller. Purple modules run only at $t = 0$, while blue modules operate at every later time step. The dashed box outlines the controller $\pi(\cdot, \theta)$ ((2) or (3)) over one rollout (epoch).

Satisfaction of each φ_j^{fea} means that: (i) the deletion event del_j occurs within $[t_a^j, t_b^j]$, and (ii) $\psi_{m-1,j}(\mathbf{x}, t, \theta_b, \theta_p) > 0$ holds for all $t < t_{\text{del}}^j$. By Thm. 3, this guarantees pointwise feasibility of the dQP (10) for all times while b_j is active. Together with Thm. 2, which ensures forward invariance of the HOCBF-defined sets under feasible dQP solutions, we conclude that the QP remains feasible for all t and that all predicates in φ are satisfied over their required temporal intervals. Hence $(\mathbf{x}, 0) \models \varphi$. \square

D. Learning Robust Controllers

Theorem 5 shows that maintaining a feasibility-aware STL robustness above zero guarantees both (i) satisfaction of the STL specification and (ii) feasibility of the underlying QP at all times. With this guarantee, the BarrierNet architecture in (10), integrated with a model-based RL framework, can be used to synthesize a controller that enforces the feasibility-aware robustness during execution while gradually improving it through training. In this subsection, we first explain why in (10), $b(\mathbf{x}, t, \theta_b, \mathbf{x}_0)$ and $\mathbf{P}_{\text{inip}}(\mathbf{x}_0, \theta_{\text{inip}})$ all depend on the initial condition \mathbf{x}_0 . Then we describe the structure of the entire neural network controller $\pi(\mathbf{x}(t), \theta)$ in (2) or $\pi(\mathbf{x}_{0:t}, \theta)$ in (3). Finally, we introduce the training process of the controller.

Hyperparameters Depending on the Initial Condition. Consider a predicate in Category II or III with the associated HOCBF $b(\mathbf{x}, t) = h(\mathbf{x}) + \gamma(t, \omega)$. The constraints (22a) and (24a) that shape the function $\gamma(t, \omega)$ explicitly depend on the initial state \mathbf{x}_0 . Therefore, the hyperparameter vector ω must be adapted to each initial condition rather than fixed globally.

To accomplish this, we generate ω using a neural network that takes \mathbf{x}_0 as input: $\omega = \omega(\mathbf{x}_0, \theta_b)$. Consequently, the resulting HOCBF also depends on the initial condition and carries trainable parameters θ_b , which we denote by $b(\mathbf{x}, t, \theta_b, \mathbf{x}_0)$.

To ensure that the HOCBF constraint hierarchy enforces set invariance, we must also satisfy $\psi_i(\mathbf{x}_0, 0) \geq 0$ for all $i = 1, \dots, m-1$. Since $b(\mathbf{x}_0, 0) > 0$, (9) implies that each $\psi_i(\mathbf{x}_0, 0)$ can be made nonnegative by selecting sufficiently large multipliers p_i at $t = 0$. Because these lower bounds on p_i depend on the initial condition \mathbf{x}_0 , we generate them through a

neural network that takes \mathbf{x}_0 as input and is parameterized by θ_{inip} , then we have $p_i = p_i(\mathbf{x}_0, \theta_{\text{inip}})$. We denote the resulting initial multipliers collectively as $\mathbf{p}_j = [p_{1,j}, \dots, p_{m-1,j}]^\top$ and $\mathbf{P}_{\text{inip}} = [\mathbf{p}_1^\top, \dots, \mathbf{p}_M^\top] \in \mathbb{R}^{(m-1)M}$. \mathbf{P}_{inip} serves as the initialization of $p_{i,j}(\mathbf{x}, \theta_p, \mathbf{P}_{\text{inip}})$ at $t = 0$.

InitNet Structure. In practice, we use a single neural network, referred to as *InitNet*, to generate all parameters that depend on the initial condition \mathbf{x}_0 :

$$[\Omega \ \mathbf{P}_{\text{inip}}] = \mathfrak{N}(\mathbf{x}_0, \theta_b, \theta_{\text{inip}}), \quad (38)$$

where $\Omega = [\omega_1^\top, \dots, \omega_N^\top] \in \mathbb{R}^{2N}$, $N \leq M$ collects all hyperparameters defining the time-varying terms $\gamma(t, \omega_j)$. The network \mathfrak{N} is parameterized by the trainable variables θ_b and θ_{inip} . All constraints on γ in (22), (24), and (27) are equivalently enforced as constraints on the output Ω of InitNet. For hyperparameter constraints of the form $\omega \in [\underline{\omega}, \bar{\omega}]$, we enforce them by applying a *Sigmoid* activation at the final layer of \mathfrak{N} . For one-sided constraints such as $\omega \in [\underline{\omega}, \infty)$ or $\omega \in (-\infty, \bar{\omega}]$, we use a *Softplus* activation (possibly combined with sign flipping) to guarantee positivity or negativity as required. With these activations, the generated vector Ω automatically satisfies all constraints in (22), (24), and (27). Similarly, for the multipliers p_i , $i = 1, \dots, m-1$, the initialization constraints

$$p_i > \max \left\{ -\dot{\psi}_{i-1}(\mathbf{x}_0, 0, \omega, \mathbf{p}) / \alpha_i(\psi_{i-1}(\mathbf{x}_0, 0, \omega, \mathbf{p})), 0 \right\} \quad (39)$$

are enforced by applying *Softplus* activations to the corresponding output channels of \mathfrak{N} , ensuring that each p_i satisfies its required lower bound. InitNet is only used at time $t = 0$ to provide a set of HOCBFs and the initial multipliers for corresponding class κ functions, which are then used to train θ_b to obtain $p_{i,j}(\mathbf{x}, \theta_p, \mathbf{P}_{\text{inip}})$.

RefNet Structure. At each discrete time step, we employ a neural network (with or without memory), referred to as *RefNet*, parameterized by (θ_f, θ_q) —to generate the reference terms $\mathbf{F}(\mathbf{x}_{0:t}, \theta_f)$, $\mathbf{Q}(\mathbf{x}_{0:t}, \theta_q)$ for controller $\pi(\mathbf{x}_{0:t}, \theta)$ in (3) or $\mathbf{F}(\mathbf{x}(t), \theta_f)$, $\mathbf{Q}(\mathbf{x}(t), \theta_q)$ for controller $\pi(\mathbf{x}(t), \theta)$ in (2)—which serve as reference inputs to the **BarrierNet** module.

Neural Network Controller Structure. The hyperparameters of the time-varying HOCBFs are obtained from the InitNet $\mathfrak{N}(\mathbf{x}_0, \theta_b, \theta_{\text{inip}})$, which produces the vectors Ω and \mathbf{P}_{inip} that encode all γ -function hyperparameters and the initial multipliers.

Given the outputs of RefNet and InitNet, the BarrierNet layer then solves the differentiable QP in (10) to produce the control input $\mathbf{u}^*(t)$ at each time step, while ensuring that the feasibility-aware STL robustness—including all STL requirements and control bounds—is respected along the entire closed-loop trajectory. By applying $\mathbf{u}^*(t)$ sequentially to the system (1), BarrierNet rolls out the full closed-loop trajectory, from which the overall robustness $\rho(\tilde{\varphi}, \mathbf{x}_{0:t_T}, 0)$ of the augmented STL specification and its associated cost $J(\mathbf{u}_{0:t_T-1})$ are evaluated. This trajectory-level evaluation is then used to update the controller parameters θ during reinforcement training. Overall, the neural network controller $\pi(\cdot, \theta)$, where $\theta = (\theta_q, \theta_f, \theta_b, \theta_{\text{inip}}, \theta_p)$, consists of (i) InitNet for initial hyperparameter generation, (ii) RefNet for predicting \mathbf{F} and \mathbf{Q} ,

and (iii) the BarrierNet dQP layer that ensures all feasibility-aware STL robustness constraints are satisfied. The full architecture is illustrated in Fig. 1.

Training Neural Network Controller. Following the procedure in [30], we randomly sample V initial conditions \mathbf{x}_0^v , $v = 1, \dots, V$. For each initial state, we roll out the closed-loop system (1) under the controller π up to the horizon T , thereby generating V state and control trajectories. For each trajectory, we compute the STL robustness and its associated cost J , and use their empirical mean to approximate the expectation. Thus, the optimization problem in (8) can be written as

$$\begin{aligned} \theta^* = \arg \max_{\theta} \frac{1}{V} \sum_{v=1}^V [\rho(\tilde{\varphi}, \mathbf{x}_{0:t_T}^v, 0) - J(\mathbf{u}_{0:t_T-1}^v)] \\ \text{s.t. } \dot{\mathbf{x}}^v = f(\mathbf{x}^v) + g(\mathbf{x}^v)\mathbf{u}(t), \quad v = 1, \dots, V, \\ \mathbf{u}^v(t) = \pi(\mathbf{x}^v(t), \theta) \text{ or } \mathbf{u}^v(t) = \pi(\mathbf{x}_{0:t}^v, \theta), \end{aligned} \quad (40)$$

where the superscript v denotes the v -th sample. By substituting the system dynamics into the objective, the problem becomes an unconstrained optimization over the parameters of the controller. Since the QP in (10) is differentiable with respect to its inputs and parameters via the OptNet technique [37], we backpropagate the gradient of the objective in (40) through the QP layer to all components of θ . The gradients of the STL robustness are computed analytically and automatically using a modified implementation of STLCG [38] adapted to the exponential robustness in [35]. We then update the parameters using these gradients. At each gradient step, we resample V initial conditions from the set \mathcal{X}_0 to improve exploration of the initial-state distribution, and we employ the stochastic optimizer Adam [39] to perform the training.

We summarize our solution to Problem 1 in Algorithm 1.

Algorithm 1: Construction and training of controller

Input: System dynamics (1), control bounds (10c), horizon T and STL formula φ
Output: Robust and correct controller $\pi(\cdot, \theta^*)$

- 1 Construct HOCBFs from φ using (19), (20);
- 2 Set up constraints on ω using (22), (24), (27);
- 3 Set up constraints on $p_{i,j}$ using (9);
- 4 Initialize controller $\pi(\cdot, \theta)$ including RefNet $\mathbf{Q}(\cdot, \theta_q)$, $\mathbf{F}(\cdot, \theta_f)$, InitNet (38) and BarrierNet (the dQP) (10);
- 5 Construct the augmented STL formula $\tilde{\varphi}$ (35);
- 6 **repeat**
- 7 Sample V initial conditions \mathbf{x}_0^v ;
- 8 Obtain Ω , \mathbf{P}_{inip} for each \mathbf{x}_0^v from InitNet (38);
- 9 Evaluate (40) by applying $\pi(\cdot, \theta)$ to (1);
- 10 Compute gradient of (40) w.r.t. θ ;
- 11 Update θ using Adam optimizer;
- 12 **until** Convergence; **return** θ^* ;

Corollary 1 (Feasibility-Aware Correctness of BarrierNet Controllers). Consider the system (1) and the STL specification φ . Construct the HOCBFs and their feasibility subformulas φ_j^{fea} as in Sec. IV-B, and define the augmented STL specification $\tilde{\varphi}$ by combining φ with all feasibility and control-bound subformulas as in (35). Let a neural network controller be given whose last layer is the differentiable QP (10), which

enforces all highest-order HOCBF constraints, deletion rules, and control bounds at every time step. If the closed-loop trajectory generated by this controller satisfies $\rho(\tilde{\varphi}, \mathbf{x}, 0) \geq 0$, then the controller guarantees that the dQP (10) remains feasible for all $t \geq 0$, and the resulting closed-loop trajectory satisfies the original STL specification φ .

Proof. This follows immediately from Thm. 5. \square

Remark 2. Since we can only feed discrete data into neural networks, the QP (10) is solved in discrete time. Hence, the inter-sampling effect should also be considered to guarantee the correctness of the controller. A possible solution to address this effect is the sampling-aware CBF framework [40]. We will consider this in future work.

V. CASE STUDIES

In this section, we demonstrate the efficacy of our approach through simulations on a 2D robot navigation problem and compare it with existing algorithms.

A. Case Study I: Linear Dynamical System — Double Integrator

Consider a robot with double integrator model in the form:

$$\begin{bmatrix} \dot{x} \\ \dot{y} \\ \dot{v}_x \\ \dot{v}_y \end{bmatrix} = \begin{bmatrix} v_x \\ v_y \\ 0 \\ 0 \end{bmatrix} + \begin{bmatrix} 0 & 0 \\ 0 & 0 \\ 1 & 0 \\ 0 & 1 \end{bmatrix} \begin{bmatrix} u_1 \\ u_2 \end{bmatrix}, \quad (41)$$

where $\mathbf{x} = [x \ y \ v_x \ v_y]^\top$ and $\mathbf{u} = [u_1 \ u_2]^\top$, with $[x \ y]^\top$ denoting the 2D position, $[v_x \ v_y]^\top$ the velocity, and $[u_1 \ u_2]^\top$ the acceleration of the robot. During the initialization of the neural network controller, the control inputs are bounded. However, in the subsequent optimization stage, the inputs are treated as unconstrained, while the STL specification still accounts for the actual input limits in (34), and the cost function in (40) employs an ℓ_2 penalty with a weight of 0.003 to discourage large accelerations.

1) *Neural Network Controller without Memory:* Consider the environment shown in Fig. 2a. \mathbf{x}_0 is uniformly sampled in the region *Init* with zero velocity. We discretize the system with a time interval of 0.1s. The task for the robot is given by an STL formula:

$$\varphi = F_{[0,2]} \text{Reg}_1 \wedge F_{[2,5]} \text{Reg}_2 \wedge G_{[0,5]} (\neg \text{Obs}_3 \wedge \neg \text{Obs}_4), \quad (42)$$

where Reg_j indicates $R_j - \|\mathbf{l}(\mathbf{x}) - \mathbf{o}_j\|_2 \geq 0$, $j = 1, 2$, $\mathbf{l}(\mathbf{x}) = [x \ y]^\top$. The control bounds given by an STL formula is

$$\varphi^{\mathbf{u}} = G_{[0,5]} ((\mathbf{u} - \mathbf{u}_{\min} \geq \mathbf{0}) \wedge (\mathbf{u}_{\max} - \mathbf{u} \geq \mathbf{0})), \quad (43)$$

where $\mathbf{u}_{\min} = [-10 \ -10]^\top$, and $\mathbf{u}_{\max} = [10 \ 10]^\top$. Obs_j is a superellipse:

$$1 - \sqrt[4]{\left(\frac{x - o_{x,i}}{a_i}\right)^4 + \left(\frac{y - o_{y,i}}{b_i}\right)^4} \geq 0, \quad j = 3, 4. \quad (44)$$

Here, Reg_j belongs to Category II and Obs_j belongs to Category I for $j = 1, 2, 3, 4$. In plain terms, the STL formula φ requires the robot to reach Reg_1 within the time interval $[0, 2]$ and Reg_2 within $[2, 5]$, while avoiding obstacles Obs_3

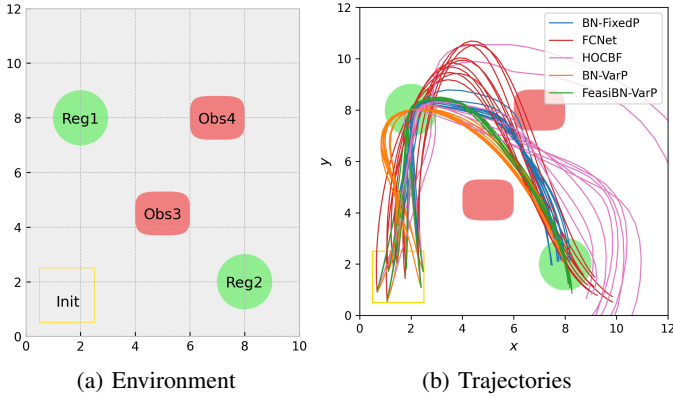


Fig. 2: (a) The 2D environment. (b) 10 trajectories with sampled initial conditions using BarrierNet (fixed multipliers (blue), time-varying multipliers (orange and green), feasibility-aware (green)), FCNet (red), and HOCBF (pink).

and Obs_4 at all times. The time horizon of φ is 5. All four predicates have a relative degree of 2 with respect to system (41). In this example, we set $\mathbf{Q}(\mathbf{x}(t), \boldsymbol{\theta}_q)$ to be an identity matrix, so for all $t > 0$ the output of the previous layers reduces to $\mathbf{F}(\mathbf{x}(t), \boldsymbol{\theta}_f)$, which serves as a reference control. Because the task does not require back-and-forth motions, a memory-based structure is unnecessary for generating \mathbf{F} . Accordingly, RefNet, InitNet, and BarrierNet are implemented as feedforward neural networks with three fully connected layers each. For the robustness measure, we adopt the exponential robustness in (29) and (30).

Comparison setup. We construct the HOCBFs (19), (20) and train the controller proposed in this paper under two different configurations. (i) In the first configuration, the multipliers $p_{i,j}$ are time-varying, while the feasibility subformula (33) is not incorporated; we refer to this controller as BN-VarP. (ii) In the second configuration, the multipliers $p_{i,j}$ are time-varying and the feasibility subformula (33) is enforced; we refer to this controller as FeasiBN-VarP. The position state $[x \ y]$ serves as the input to the trained multiplier $p_{i,j}([x \ y], \boldsymbol{\theta}_p, \mathbf{P}_{init})$.

For comparison, we include our previous work [32], where the multipliers $p_{i,j}$ remain constant within each rollout; we call this controller BN-FixedP. Another benchmark is [30], in which a neural network controller without BarrierNet—i.e., a standard Fully Connected Neural Network (FCNet)—is trained to satisfy an STL task. This is equivalent to directly using the reference control \mathbf{F} . We refer to this controller as FCNet. To ensure a fair comparison, we assume that the system dynamics are known for [30], and we use the same objective function, optimizer, and neural network architectures; that is, BN-FixedP and FCNet share the same architecture as $\mathbf{F}(\mathbf{x}, \boldsymbol{\theta}_f)$.

The training curves for all learning-based methods are shown in Fig. 3. In addition, we apply the method in [9] (extended to the HOCBF setting) without learning: we construct HOCBFs with fixed hyperparameters and solve the QP (10) with $\mathbf{F} = \mathbf{0}$. The hyperparameters are randomly chosen but satisfy all constraints (22), (24), and (27). We refer to this baseline as HOCBF. The resulting average objective values and robustness over 10 random initial conditions are shown

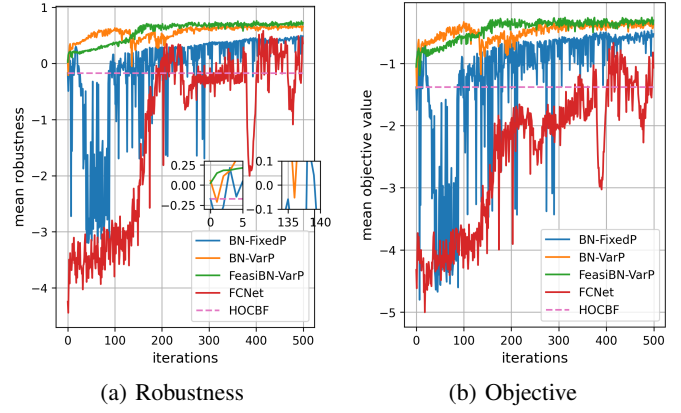


Fig. 3: Learning curves for BN-FixedP, BN-VarP, FeasiBN-VarP, and FCNet. Dashed lines show the results of directly using HOCBFs. (a) mean robustness during training. (b) mean objective values during training.

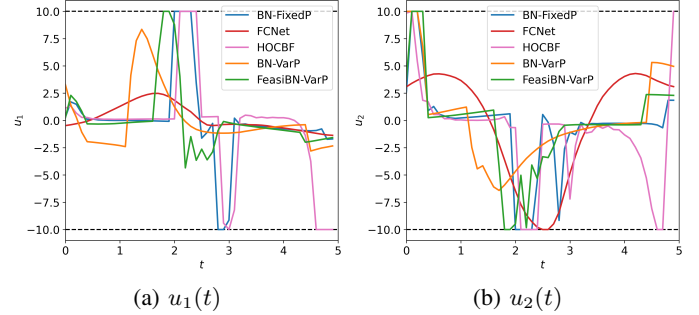


Fig. 4: Inputs over time for BN-FixedP, BN-VarP, FeasiBN-VarP, FCNet and HOCBF.

in Fig. 3, where the HOCBF baseline is illustrated by pink dashed lines. Representative trajectories obtained by the five approaches under 10 random initial conditions are shown in Fig. 2b. The inputs over time for the five methods are shown in Fig. 4. We select the second task, $F_{[2,5]}Reg_2$ ($j = 2$), and the fourth task, $G_{[0,5]}(\neg Obs_4)$ ($j = 4$), to illustrate the corresponding $p_{i,j}$ values ($i = 1, 2$) for the five methods in Fig. 5.

Analysis and Discussion. From Fig. 3a, we observe that when using BarrierNet (BN-FixedP, BN-VarP, and FeasiBN-VarP), all three methods achieve high robustness after sufficient training iterations. Specifically, BN-FixedP reaches a maximum robustness of approximately 0.45 during 500 iterations, while BN-VarP and FeasiBN-VarP reach about 0.6 and 0.7, respectively. Moreover, the robustness obtained by each BarrierNet-based method is higher than that of FCNet at nearly every iteration, demonstrating the correctness of Corollary 1. Occasionally, FCNet achieves higher robustness than BN-FixedP. This occurs because fixed multipliers limit the performance of BarrierNet, especially when the STL specification involves control bounds. In contrast, the use of time-varying multipliers in BN-VarP and FeasiBN-VarP significantly improves robustness, confirming that time-varying multipliers enhance the satisfaction of STL specifications, as claimed in Rem. 1. We further note that BN-VarP produces negative

robustness at certain iterations, and further inspection reveals that the controller fails to satisfy the control-bound-related specification at those times. In comparison, FeasiBN-VarP maintains positive robustness throughout training, showing that the feasibility-aware formulation effectively guides the QP toward satisfying all constraints.

The results of directly applying HOCBFs with randomly chosen hyperparameters are similar to those obtained by using BN-FixedP with an untrained neural network (i.e., at the first training iteration). Due to the inter-sampling issue discussed in Rem. 2, this approach does not satisfy the specification well: the robustness is negative, and although the robot reaches Reg_1 , it fails to reach Reg_2 . Consequently, this baseline is less robust than the trained BarrierNet and FCNet methods. As shown in Fig. 2b, after training, the robot reaches the centers of Reg_1 and Reg_2 in the correct order using both BarrierNet and FCNet. However, several trajectories produced by FCNet and BN-FixedP pass through Obs_4 , whereas all trajectories generated by BN-VarP and FeasiBN-VarP satisfy every specification. This again demonstrates the superior robustness provided by time-varying multipliers in BarrierNet.

In both Fig. 4 and Fig. 5, we plot the input and multiplier profiles from a single representative trajectory chosen from the 10 trajectories. From Fig. 4b, we observe that after training, both the BarrierNet-based methods and FCNet produce control inputs that satisfy the input bounds. The input profiles of BN-FixedP closely resemble those of the HOCBF baseline after training. This is further confirmed in Fig. 5, where the learned multipliers of BN-FixedP are very similar to those of the HOCBFs. These results indicate that fixed multipliers substantially limit the ability of BarrierNet to improve performance. In contrast, BN-VarP and FeasiBN-VarP adjust the inputs earlier and more aggressively to satisfy the specifications, as shown in Fig. 4b. This behavior is consistent with Fig. 5, where the time-varying multipliers adapt across time steps according to the control needs. Such adaptability enables these methods to achieve higher robustness.

2) *Neural Network Controller with Memory*: Consider the environment shown in Fig. 6. \mathbf{x}_0 is uniformly sampled in the region $Init$ with zero velocity. We discretize the system with a time interval of 0.1s. The task for the robot is given by an STL formula:

$$\varphi = F_{[0,5]} Reg_1 \wedge F_{[5,10]} Reg_2 \wedge G_{[0,10]} (\neg Obs_3 \wedge \neg Obs_4 \wedge \neg Obs_5), \quad (45)$$

where Reg_j indicates $R_j - \|\mathbf{l}(\mathbf{x}) - \mathbf{o}_j\|_2 \geq 0$, $j = 1, 2$, $\mathbf{l}(\mathbf{x}) = [x \ y]^\top$. The control bounds given by an STL formula is

$$\varphi^u = G_{[0,10]} ((\mathbf{u} - \mathbf{u}_{\min} \geq 0) \wedge (\mathbf{u}_{\max} - \mathbf{u} \geq 0)), \quad (46)$$

where $\mathbf{u}_{\min} = [-10 \ -10]^\top$, and $\mathbf{u}_{\max} = [10 \ 10]^\top$. Obs_j is a superellipse:

$$1 - \sqrt[4]{\left(\frac{x - o_{x,i}}{a_i}\right)^4 + \left(\frac{y - o_{y,i}}{b_i}\right)^4} \geq 0, \quad j = 3, 4, 5. \quad (47)$$

Here, Reg_j belongs to Category II and Obs_j belongs to Category I for $j = 1, 2, 3, 4, 5$. In plain terms, the STL formula φ requires the robot to reach Reg_1 within the time interval $[0, 5]$ and Reg_2 within $[5, 10]$, while avoiding obstacles Obs_3 ,

Obs_4 and Obs_5 at all times. The time horizon of φ is 10. All five predicates have a relative degree of 2 with respect to system (41). In this example, we set $\mathbf{Q}(\cdot, \theta_q)$ to be an identity matrix, so for all $t > 0$ the output of the previous layers reduces to $\mathbf{F}(\cdot, \theta_f)$, which serves as a reference control. Because the task requires the robot to visit Reg_1 and then return to Reg_2 (within the $Init$ region), the motion involves a back-and-forth behavior. Therefore, we evaluate both memory-based and memoryless structures for generating \mathbf{F} . For the memoryless structure, RefNet is implemented as a feedforward neural network with three fully connected layers. For the memory-based structure, RefNet is implemented as a 2-layer recurrent neural network (LSTM). In both cases, InitNet and BarrierNet are implemented as feedforward neural networks with three fully connected layers each. For the robustness measure, we adopt the exponential robustness in (29) and (30). **Comparison setup.** We construct the HOCBFs (19), (20) and train the controller proposed in this paper under two different configurations. We directly adopt the FeasiBN-VarP configuration described in Sec. V-A1. For comparison, we evaluate two types of reference inputs generated by RefNet: a memoryless FCNet producing $\mathbf{F}(\mathbf{x}(t), \theta_f)$, and a memory-based RNN producing $\mathbf{F}(\mathbf{x}_{0:t}, \theta_f)$. To ensure a fair comparison, we use the same objective function, optimizer, and InitNet architectures across all experiments.

Analysis and Discussion. From Fig. 6, we observe that both the memoryless and the memory-based neural controllers satisfy the STL specifications. For the memoryless controller (Fig. 6a), the robot leaves the initial area, avoids Obs_3 and Obs_4 , reaches Reg_1 , and then approaches Reg_2 from the opposite side of Obs_3 , resulting in a relatively long overall trajectory. In contrast, under the memory-based controller (Fig. 6b), the robot reaches Reg_1 in a similar manner but subsequently moves to Reg_2 from the same side of Obs_3 , producing a noticeably shorter trajectory.

This difference arises because, for back-and-forth motions, a controller equipped with state-history memory can implicitly retain information about the previously visited regions and the path taken to reach them. By leveraging this temporal context, the memory-based network can reason about where the robot has already been and avoid unnecessary detours when planning the return path. In contrast, a purely memoryless controller relies only on the instantaneous state and lacks awareness of past motion, making it more prone to selecting longer but still feasible routes. The input profiles in Fig. 7 reveal a clear difference between the memoryless and memory-based controllers. The dashed curves (memoryless) exhibit sharp oscillations, large instantaneous jumps, and frequent excursions toward the input limits. In contrast, the solid curves (memory-based) demonstrate smoother and more regulated input evolutions. This indicates that incorporating state-history memory enables the controller to make more informed adjustments, avoiding abrupt reactions to local state changes. As a result, the memory-based controller tends to reduce unnecessary control effort while maintaining stable and feasible inputs throughout the trajectory.

The memory capabilities are particularly beneficial for STL specifications that involve sequential or repetitive tasks, such

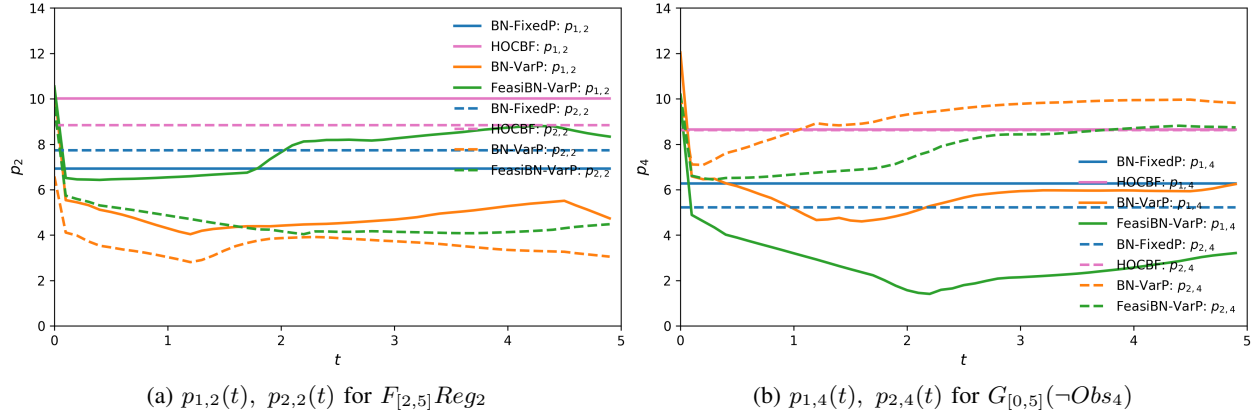


Fig. 5: Multipliers over time for BN-FixedP, BN-VarP, FeasiBN-VarP, FCNet and HOCBF.

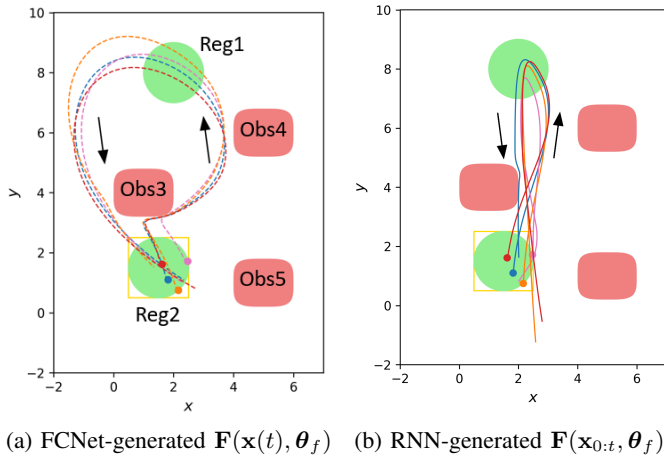


Fig. 6: 4 trajectories from sampled initial conditions under FeasiBN-VarP (a) without memory and (b) with memory.

as visiting regions in a prescribed order (e.g., visiting Reg_1 first and then Reg_2), alternating reachability requirements (back-and-forth missions), tasks that require remembering whether a region has already been visited, and avoiding previously traversed areas (e.g., “avoid returning to the same unsafe side”). For these specifications, the temporal dependencies cannot be inferred from a single snapshot of the current state, and therefore memory-based controllers can produce more efficient trajectories while still satisfying STL constraints.

B. Case Study II: Nonlinear Dynamical System — Unicycle

Consider a robot with unicycle model in the form:

$$\begin{bmatrix} \dot{x} \\ \dot{y} \\ \dot{\theta} \\ \dot{v} \end{bmatrix} = \begin{bmatrix} v \cos(\theta) \\ v \sin(\theta) \\ 0 \\ 0 \end{bmatrix} + \begin{bmatrix} 0 & 0 \\ 0 & 0 \\ 1 & 0 \\ 0 & 1 \end{bmatrix} \begin{bmatrix} u_1 \\ u_2 \end{bmatrix}, \quad (48)$$

where $\mathbf{x} = [x \ y \ \theta \ v]^\top$ and $\mathbf{u} = [u_1 \ u_2]^\top$, with $[x \ y]^\top$ denoting the 2D position, θ the heading angle, v the linear speed, u_1 the angular velocity, and u_2 the acceleration of the robot. During the initialization of the neural network controller, the control inputs are bounded. However, in the subsequent optimization

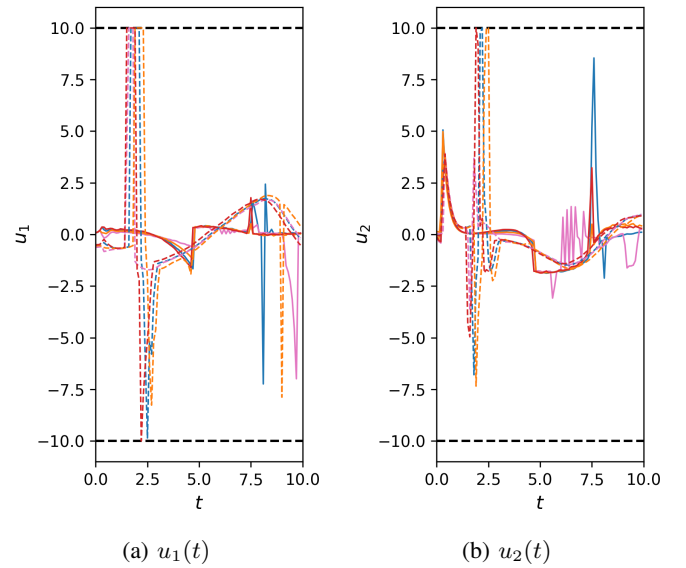


Fig. 7: Inputs over time for 4 trajectories from sampled initial conditions under FeasiBN-VarP (solid curves: controller with memory. Dashed curves: controller without memory).

stage, the inputs are treated as unconstrained, while the STL specification still accounts for the actual input limits in (34), and the cost function in (40) employs an ℓ_2 penalty with a weight of 0.003 to discourage large accelerations.

Consider the environment shown in Fig. 8. \mathbf{x}_0 is uniformly sampled in the region $Init$ with zero velocity. We discretize the system with a time interval of 0.1s. The task for the robot is given by an STL formula:

$$\varphi = F_{[0,3]}Reg_1 \wedge F_{[3,6]}Reg_2 \wedge G_{[0,6]}(\neg Obs_3 \wedge \neg Obs_4 \wedge \neg Obs_5), \quad (49)$$

where Reg_j indicates $R_j - \|\mathbf{l}(\mathbf{x}) - \mathbf{o}_j\|_2 \geq 0$, $j = 1, 2$, $\mathbf{l}(\mathbf{x}) = [x \ y]^\top$. The control bounds given by an STL formula is

$$\varphi^{\mathcal{U}} = G_{[0,6]}((\mathbf{u} - \mathbf{u}_{\min} \geq \mathbf{0}) \wedge (\mathbf{u}_{\max} - \mathbf{u} \geq \mathbf{0})), \quad (50)$$

where $\mathbf{u}_{\min} = [-10 \ -10]^\top$, and $\mathbf{u}_{\max} = [10 \ 10]^\top$. Obs_j is a superellipse:

$$1 - \sqrt[4]{\left(\frac{x - o_{x,i}}{a_i}\right)^4 + \left(\frac{y - o_{y,i}}{b_i}\right)^4} \geq 0, \quad j = 3, 4, 5. \quad (51)$$

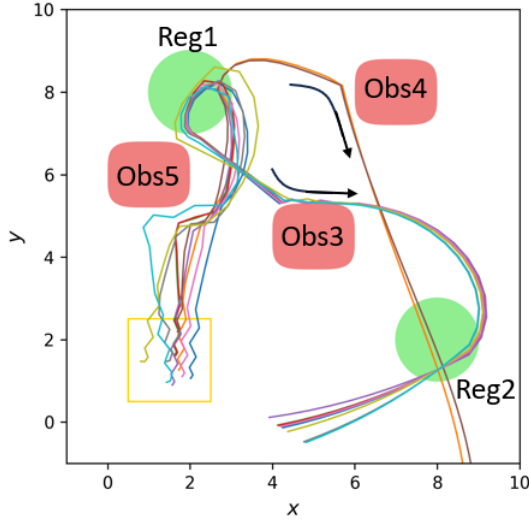


Fig. 8: 10 trajectories with sampled initial conditions using FeasiBN-VarP. FeasiBN-VarP can flexibly generate trajectories that satisfy the specification by leveraging the available space under different initial conditions.

Here, Reg_j belongs to Category II and Obs_j belongs to Category I for $j = 1, 2, 3, 4, 5$. In plain terms, the STL formula φ requires the robot to reach Reg_1 within the time interval $[0, 3]$ and Reg_2 within $[3, 6]$, while avoiding obstacles Obs_3 , Obs_4 and Obs_5 at all times. The time horizon of φ is 6. All five predicates have a relative degree of 2 with respect to system (41). In this example, we set $\mathbf{Q}(\mathbf{x}(t), \boldsymbol{\theta}_q)$ to be an identity matrix, so for all $t > 0$ the output of the previous layers reduces to $\mathbf{F}(\mathbf{x}(t), \boldsymbol{\theta}_f)$, which serves as a memoryless reference control. We directly adopt the FeasiBN-VarP configuration described in Sec. V-A1. RefNet and InitNet are implemented as feedforward neural networks with three fully connected layers each. For the robustness measure, we adopt the exponential robustness in (29) and (30).

Analysis and Discussion. In Fig. 8, the 10 trajectories illustrate how FeasiBN-VarP behaves under different sampled initial conditions. All trajectories avoid the obstacles and reach the target regions, demonstrating reliable satisfaction of the STL specification. The method adaptively utilizes the available free space by choosing obstacle-avoiding routes that best match each initial configuration. For example, the trajectories mainly differ in how they pass the region between Reg_1 and Reg_2 : all of them move above Obs_3 , but some travel closer to the upper boundary of Obs_3 while others take slightly higher arcs before turning toward Reg_2 . These variations arise from different initial positions, leading FeasiBN-VarP to exploit nearby free space differently while still producing valid specification-satisfying paths. Overall, the results illustrate robust and consistent performance across diverse initial conditions.

The learning curves in Fig. 9a show that the robustness remains strictly positive throughout training, confirming that FeasiBN-VarP consistently produces specification-satisfying trajectories. Compared with Fig. 3a, however, the robustness evolution is noticeably more abrupt, with larger fluctuations

across iterations. This is likely due to the nonlinear unicycle dynamics and the more complex obstacle-rich environment, which make the optimization landscape less smooth and amplify sensitivity to small parameter updates. The control inputs $u_1(t)$ and $u_2(t)$ remain strictly within their bounds for all trajectories in Figs. 9c and 9d, demonstrating that the input constraints are always respected. Nevertheless, both inputs exhibit pronounced oscillations during the initial phase of each trajectory. These oscillations correspond to a warm-up period in which the controller adjusts the heading direction, as the robot must quickly orient itself from diverse initial states before executing the main task. This transient alignment process explains the zigzag behavior observed in $x(t)$ and $\theta(t)$ at the beginning of the trajectories in Figs. 10a and 10c. The trajectories similarly show mild early-stage zigzag motion as the system resolves these heading inconsistencies. Such transient behaviors are not problematic; they simply reflect the inherent need to reorient the unicycle before moving toward the target regions. After this brief adjustment phase, both the heading and the state trajectories become much more coherent and aligned across runs, indicating stable closed-loop performance.

The time-varying multipliers in Fig. 11 illustrate how BN-FixedP adapts the constraint strength throughout the trajectory. The plotted multiplier profiles correspond to a single representative trajectory selected from the 10 trajectories. By allowing the multipliers to evolve over time, the controller can selectively tighten or relax individual HOCBF constraints when needed, which improves feasibility under tight input limits and enhances satisfaction of the STL specification. A notable feature is that $p_{1,1}$ and $p_{2,1}$ terminate before $t = 3$, which results from the deletion rule applied once the first reachability task (entering Reg_1) is completed. After the robot reaches Reg_1 , the corresponding predicate $b_1(x, t)$ is removed, and its associated multipliers are no longer active. This mechanism prevents unnecessary constraint enforcement and allows the controller to focus on the remaining STL requirements.

VI. CONCLUSION AND FUTURE WORK

In this paper, we proposed a feasibility-aware STL-BarrierNet framework for learning controllers that satisfy STL specifications while preserving the feasibility of the underlying optimization problem. By augmenting BarrierNet with time-varying HOCBF multipliers and a unified robustness metric that accounts for STL satisfaction, QP feasibility, and control bounds, the proposed method provides a systematic way to automatically tune constraint-related hyperparameters over time and across initial conditions. The resulting time-varying parametrization reduces conservativeness, avoids infeasible QPs under tight input limits, and improves closed-loop robustness in nonlinear and cluttered environments.

Several directions remain for future work. First, because the controller operates in discrete time, inter-sampling effects may still lead to constraint violations between updates, calling for approaches that explicitly account for sampled-data behavior. Second, extending the framework to multi-agent settings introduces challenges such as decentralized STL

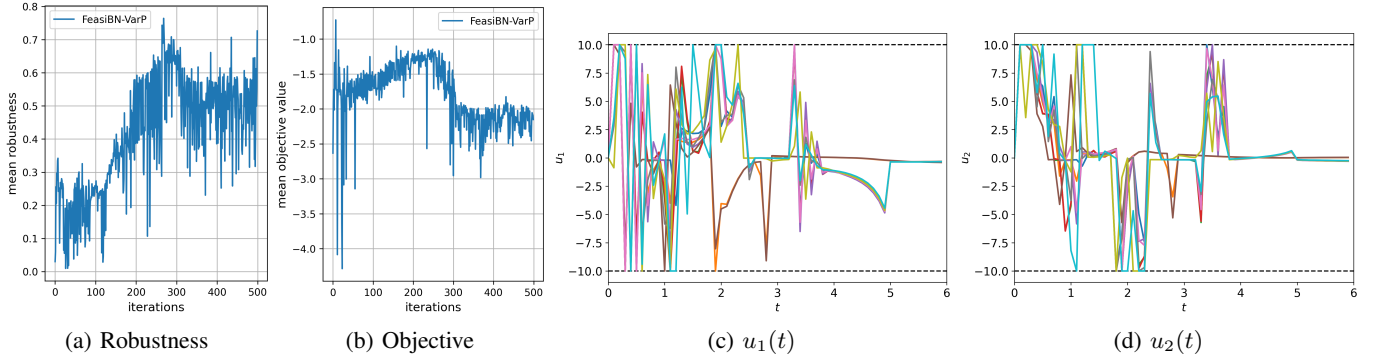


Fig. 9: Learning curves and inputs over time for 10 trajectories generated by FeasiBN-VarP. The robustness remains strictly positive and the inputs stay within their bounds, indicating that FeasiBN-VarP robustly satisfies all specifications.

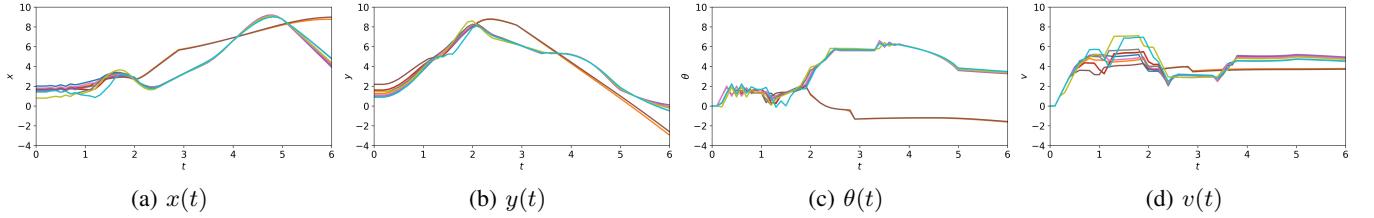


Fig. 10: States over time for 10 trajectories generated by FeasiBN-VarP. The initial zigzag behavior in $\theta(t)$ reflects transient heading adjustments, after which the trajectories become more aligned across runs.

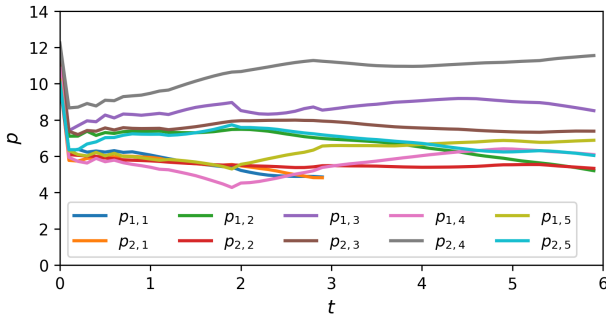


Fig. 11: Multipliers over time for BN-FixedP. $p_{1,1}$ and $p_{2,1}$ terminate before $t = 3$ due to the deletion rules described in Sec. IV-B. Once the robot enters Reg_1 , the corresponding $b_1(\mathbf{x}, t)$ is removed.

satisfaction, coordination among agents, and avoidance of inter-agent conflicts. Finally, real-world deployment requires handling disturbances and model mismatch, making robustness to uncertainty an important open problem.

REFERENCES

- [1] C. Baier and J.-P. Katoen, *Principles of model checking*. MIT press, 2008.
- [2] O. Maler and D. Nickovic, “Monitoring temporal properties of continuous signals,” in *International symposium on formal techniques in real-time and fault-tolerant systems*. Springer, 2004, pp. 152–166.
- [3] A. Donzé and O. Maler, “Robust satisfaction of temporal logic over real-valued signals,” in *International conference on formal modeling and analysis of timed systems*. Springer, 2010, pp. 92–106.
- [4] V. Raman, A. Donzé, M. Maasoumy, R. M. Murray, A. Sangiovanni-Vincentelli, and S. A. Seshia, “Model predictive control with signal temporal logic specifications,” in *53rd IEEE Conference on Decision and Control*, 2014, pp. 81–87.
- [5] S. Sadraddini and C. Belta, “Robust temporal logic model predictive control,” in *2015 53rd Annual Allerton Conference on Communication, Control, and Computing (Allerton)*, 2015, pp. 772–779.
- [6] Y. V. Pant, H. Abbas, and R. Mangharam, “Smooth operator: Control using the smooth robustness of temporal logic,” in *2017 IEEE Conference on Control Technology and Applications (CCTA)*, 2017, pp. 1235–1240.
- [7] N. Mehdipour, C.-I. Vasile, and C. Belta, “Arithmetic-geometric mean robustness for control from signal temporal logic specifications,” in *2019 American Control Conference (ACC)*, 2019, pp. 1690–1695.
- [8] Y. Gilpin, V. Kurtz, and H. Lin, “A smooth robustness measure of signal temporal logic for symbolic control,” *IEEE Control Systems Letters*, vol. 5, no. 1, pp. 241–246, 2020.
- [9] L. Lindemann and D. V. Dimarogonas, “Control barrier functions for signal temporal logic tasks,” *IEEE control systems letters*, vol. 3, no. 1, pp. 96–101, 2018.
- [10] K. Garg and D. Panagou, “Control-lyapunov and control-barrier functions based quadratic program for spatio-temporal specifications,” in *2019 IEEE 58th Conference on Decision and Control (CDC)*, 2019, pp. 1422–1429.
- [11] W. Xiao, C. A. Belta, and C. G. Cassandras, “High order control lyapunov-barrier functions for temporal logic specifications,” in *2021 American Control Conference (ACC)*, 2021, pp. 4886–4891.
- [12] S. Liu, W. Xiao, and C. A. Belta, “Auxiliary-variable adaptive control lyapunov barrier functions for spatio-temporally constrained safety-critical applications,” in *2024 IEEE 63rd Conference on Decision and Control (CDC)*, 2024, pp. 8098–8104.
- [13] A. D. Ames, X. Xu, J. W. Grizzle, and P. Tabuada, “Control barrier function based quadratic programs for safety critical systems,” *IEEE Transactions on Automatic Control*, vol. 62, no. 8, pp. 3861–3876, 2016.
- [14] A. D. Ames, J. W. Grizzle, and P. Tabuada, “Control barrier function based quadratic programs with application to adaptive cruise control,” in *53rd IEEE conference on decision and control*, 2014, pp. 6271–6278.
- [15] W. Xiao and C. Belta, “High-order control barrier functions,” *IEEE Transactions on Automatic Control*, vol. 67, no. 7, pp. 3655–3662, 2021.
- [16] Q. Nguyen and K. Sreenath, “Exponential control barrier functions for enforcing high relative-degree safety-critical constraints,” in *2016 American Control Conference (ACC)*, 2016, pp. 322–328.
- [17] S. Liu, W. Xiao, and C. A. Belta, “Auxiliary-variable adaptive control barrier functions,” *arXiv preprint arXiv:2502.15026*, 2025.
- [18] W. Xiao, C. Belta, and C. G. Cassandras, “Adaptive control barrier functions,” *IEEE Transactions on Automatic Control*, vol. 67, no. 5, pp. 2267–2281, 2021.


- [19] S. Liu, W. Xiao, and C. A. Belta, "Auxiliary-variable adaptive control barrier functions for safety critical systems," in *2023 62th IEEE Conference on Decision and Control (CDC)*, 2023.
- [20] P. Rabiee and J. B. Hoagg, "Soft-minimum and soft-maximum barrier functions for safety with actuation constraints," *Automatica*, vol. 171, p. 111921, 2025.
- [21] H. Parwana and D. Panagou, "Rate-tunable control barrier functions: Methods and algorithms for online adaptation," in *2025 American Control Conference (ACC)*, 2025, pp. 275–282.
- [22] J. Breeden and D. Panagou, "Compositions of multiple control barrier functions under input constraints," in *2023 American Control Conference (ACC)*, 2023, pp. 3688–3695.
- [23] S. Yaghoubi and G. Fainekos, "Worst-case satisfaction of stl specifications using feedforward neural network controllers: a lagrange multipliers approach," *ACM Transactions on Embedded Computing Systems (TECS)*, vol. 18, no. 5s, pp. 1–20, 2019.
- [24] K. Leung and M. Pavone, "Semi-supervised trajectory-feedback controller synthesis for signal temporal logic specifications," in *2022 American Control Conference (ACC)*, 2022, pp. 178–185.
- [25] D. Aksaray, A. Jones, Z. Kong, M. Schwager, and C. Belta, "Q-learning for robust satisfaction of signal temporal logic specifications," in *2016 IEEE 55th Conference on Decision and Control (CDC)*, 2016, pp. 6565–6570.
- [26] H. Venkataraman, D. Aksaray, and P. Seiler, "Tractable reinforcement learning of signal temporal logic objectives," in *Learning for Dynamics and Control*. PMLR, 2020, pp. 308–317.
- [27] K. C. Kalagarla, R. Jain, and P. Nuzzo, "Model-free reinforcement learning for optimal control of markov decision processes under signal temporal logic specifications," in *2021 60th IEEE Conference on Decision and Control (CDC)*, 2021, pp. 2252–2257.
- [28] Y. Meng, F. Chen, and C. Fan, "Tgpo: Temporal grounded policy optimization for signal temporal logic tasks," *arXiv preprint arXiv:2510.00225*, 2025.
- [29] W. Liu, N. Mehdipour, and C. Belta, "Recurrent neural network controllers for signal temporal logic specifications subject to safety constraints," *IEEE Control Systems Letters*, vol. 6, pp. 91–96, 2021.
- [30] W. Liu, M. Nishioka, and C. Belta, "Safe model-based control from signal temporal logic specifications using recurrent neural networks," in *2023 IEEE International Conference on Robotics and Automation (ICRA)*, 2023, pp. 12 416–12 422.
- [31] W. Xiao, T.-H. Wang, R. Hasani, M. Chahine, A. Amini, X. Li, and D. Rus, "BarrierNet: Differentiable control barrier functions for learning of safe robot control," *IEEE Transactions on Robotics*, DOI: 10.1109/TRO.2023.3249564, 2023.
- [32] W. Liu, W. Xiao, and C. Belta, "Learning robust and correct controllers from signal temporal logic specifications using barrierNet," in *2023 62nd IEEE Conference on Decision and Control (CDC)*, 2023, pp. 7049–7054.
- [33] I. Goodfellow, Y. Bengio, and A. Courville, *Deep learning*. MIT press, 2016.
- [34] P. Varnai and D. V. Dimarogonas, "On robustness metrics for learning stl tasks," in *2020 American Control Conference (ACC)*, 2020, pp. 5394–5399.
- [35] W. Liu, K. Leahy, Z. Serlin, and C. Belta, "Robust multi-agent coordination from catl+ specifications," in *2023 American Control Conference (ACC)*, 2023, pp. 3529–3534.
- [36] H. K. Khalil, *Nonlinear systems; 3rd ed.* Upper Saddle River, NJ: Prentice-Hall, 2002, the book can be consulted by contacting: PH-AID: Wallet, Lionel. [Online]. Available: <https://cds.cern.ch/record/1173048>
- [37] B. Amos and J. Z. Kolter, "Optnet: Differentiable optimization as a layer in neural networks," in *International Conference on Machine Learning*. PMLR, 2017, pp. 136–145.
- [38] K. Leung, N. Aréchiga, and M. Pavone, "Backpropagation through signal temporal logic specifications: Infusing logical structure into gradient-based methods," *The International Journal of Robotics Research*, p. 02783649221082115, 2020.
- [39] D. P. Kingma and J. Ba, "Adam: A method for stochastic optimization," *arXiv preprint arXiv:1412.6980*, 2014.
- [40] S. Liu, W. Xiao, and C. A. Belta, "Sampling-aware control barrier functions for safety-critical and finite-time constrained control," *arXiv preprint arXiv:2511.11897*, 2025.



Shuo Liu (Student Member, IEEE) received his B.Eng. degree in Mechanical Engineering from Chongqing University, Chongqing, China, in 2018, and his M.Sc. degree in Mechanical Engineering from Columbia University, New York, NY, USA, in 2020. He is currently a Ph.D. candidate in Mechanical Engineering at Boston University, Boston, USA and his research interests include optimization, nonlinear control, deep learning and robotics.



Wenliang Liu (Member, IEEE) received the B.Sc. degree in instrumentation science from Beihang University, Beijing, China, in 2019, and the M.Sc. and Ph.D. degrees in mechanical engineering from Boston University, Boston, MA, USA, in 2023 and 2024. His research interests include control theory, formal methods, and machine learning, with robotics applications.



Wei Xiao (Member, IEEE) received the B.Sc. degree in mechanical engineering and automation from the University of Science and Technology Beijing, Beijing, China, the M.Sc. degree in robotics from the Chinese Academy of Sciences (Institute of Automation), Beijing, China, and the Ph.D. degree in systems engineering from Boston University, Boston, MA, USA, in 2013, 2016, and 2021, respectively.

He is currently an Assistant Professor at Worcester Polytechnic Institute (WPI), Worcester, MA, USA. His current research interests include control theory and machine learning, with particular emphasis on robotics and traffic control.



Calin Belta (Fellow, IEEE) received the B.Sc. and M.Sc. degrees from the Technical University of Iasi, Iasi, Romania, in 1995 and 1997, respectively, and the M.Sc. and Ph.D. degrees from the University of Pennsylvania, Philadelphia, PA, USA, in 2001 and 2003.

He is currently the Brendan Iribe Endowed Professor of Electrical and Computer Engineering and Computer Science at the University of Maryland, College Park, MD, USA. His research focuses on control theory and formal methods, with particular emphasis on hybrid and cyber-physical systems, synthesis and verification, and applications in robotics and biology.

Dr. Belta was a recipient of the Air Force Office of Scientific Research Young Investigator Award and the National Science Foundation CAREER Award.