

Structural and Disentangled Adaptation of Large Vision Language Models for Multimodal Recommendation

Zhongtao Rao*
zrao690@connect.hkust-gz.edu.cn
The Hong Kong University of Science
and Technology (Guangzhou)
Guangzhou, China

Peilin Zhou*
zhoupalin@gmail.com
The Hong Kong University of Science
and Technology (Guangzhou)
Guangzhou, China

Dading Chong
1601213984@pku.edu.cn
Peking University
Beijing, China

Zhiwei Chen
zhiwei.zhiwei@u.nus.edu
National University of Singapore
Singapore, Singapore

Shoujin Wang
Shoujin.Wang@uts.edu.au
University of Technology Sydney
Sydney, Australia

Nan Tang†
nantang@hkust-gz.edu.cn
The Hong Kong University of Science
and Technology (Guangzhou)
Guangzhou, China

Abstract

Multimodal recommendation enhances accuracy by leveraging visual and textual signals, and its success largely depends on learning high-quality cross-modal representations. Recent advances in Large Vision-Language Models (LVLMs) offer unified multimodal representation learning, making them a promising backbone. However, applying LVLMs to recommendation remains challenging due to (i) *representation misalignment*, where gaps between specific domain data and general pre-training lead to unaligned embedding spaces, and (ii) *gradient conflicts* during fine-tuning, where shared adapters cause interference and a lack of discriminative power. To address this, we propose **SDA**, a lightweight framework for **S**tructural and **D**isentangled **A**daptation, which integrates two components: *Cross-Modal Structural Alignment* (CMSA) and *Modality-Disentangled Adaptation* (MoDA). CMSA aligns embeddings using intra-modal structures as a soft teacher, while MoDA mitigates gradient conflicts via expertized, gated low-rank paths to disentangle gradient flows. Experiments on three public Amazon datasets show **SDA** integrates seamlessly with existing multimodal and sequential recommenders, yielding average gains of **6.15%** in Hit@10 and **8.64%** in NDCG@10. It also achieves up to **12.83%** and **18.70%** gains on long-tail items. Our code and full experimental results are available at <https://github.com/RaoZhongtao/SDA>.

CCS Concepts

• **Information systems** → **Recommender systems**.

Keywords

Multimodal Recommendation, Large Vision-Language Models

ACM Reference Format:

Zhongtao Rao, Peilin Zhou, Dading Chong, Zhiwei Chen, Shoujin Wang, and Nan Tang. 2018. Structural and Disentangled Adaptation of Large Vision Language Models for Multimodal Recommendation. In *Proceedings of Make sure to enter the correct conference title from your rights confirmation email*

*Equal contribution.

†Corresponding author.

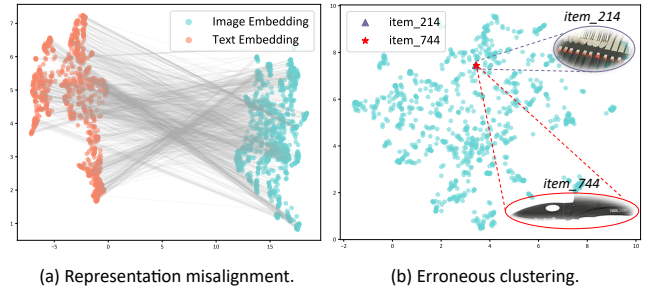


Figure 1: Illustration of two key challenges when applying LVLMs to recommendation.

(Conference acronym 'XX). ACM, New York, NY, USA, 5 pages. <https://doi.org/XXXXXXX.XXXXXXX>

1 Introduction

Multimodal recommendation enhances personalized systems by leveraging visual and textual content to capture item characteristics and user preferences [5]. Early approaches fused features from separate encoders (e.g., CNNs, Transformers) or used dual-encoders like CLIP [7]. Recent advances in Large Vision-Language Models (LVLMs), such as GPT-4o and Qwen-VL [1], offer a more powerful alternative. Compared to earlier models, their massive scale, unified architectures, and deep cross-modal attention allow them to excel at modeling fine-grained visual-textual relationships and transferring rich world knowledge [10]. This makes them attractive as multimodal feature extractors for ID-based recommenders.

However, applying LVLMs in this way is non-trivial, facing a two-fold challenge. The first is *representation misalignment* (C1). This arises because the domain-specific nature of item images and texts (e.g., product photos, short titles) differs significantly from domain-free pre-training data. As shown in Figure 1(a), this results in unaligned image and text embedding spaces, creating a large semantic gap for the same item. Such misalignment necessitates fine-tuning, yet this adaptation process is hindered by a second challenge: *gradient conflicts* (C2). Parameter-efficient tuning methods (e.g., LoRA [3]) typically share low-rank adapters across modalities,

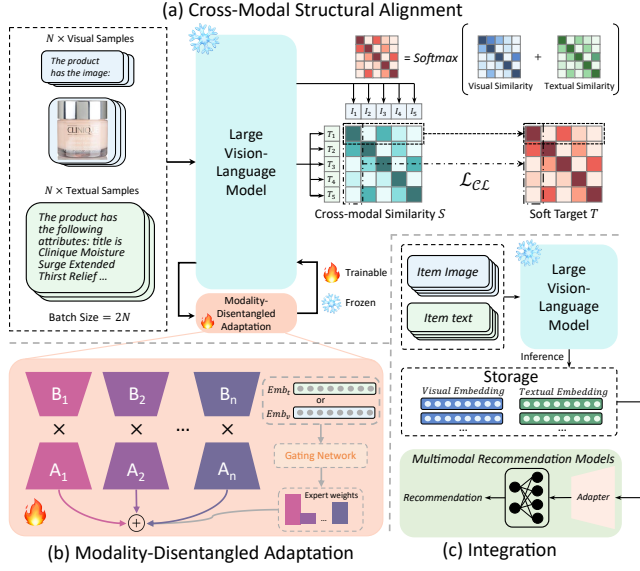


Figure 2: Overview of the proposed SDA framework.

causing interference between visual and textual gradients [11]. As illustrated in Figure 1(b), this conflict results in a lack of discriminative power, causing items that are visually similar but functionally different to be mistakenly clustered together.

To address this two-fold challenge, we propose **SDA**, a light-weight framework adapting LVLMs for recommendation via **Structural** and **Disentangled** **Adaptation**. Our framework systematically tackles both issues successively. To tackle the initial misalignment (C1), we design *Cross-Modal Structural Alignment* (CMSA). CMSA leverages meaningful, preserved intra-modal relations (which remain intact even when cross-modal alignment is lost) as a soft teacher to align the disparate text-image embedding spaces at the distribution level. To resolve the subsequent gradient conflicts (C2), we design *Modality-Disentangled Adaptation* (MoDA). MoDA targets the root cause of the conflict, which is the shared adapter, by replacing it with expertized, gated low-rank paths to effectively disentangle visual and textual gradient flows. We instantiate **SDA** using Qwen-VL as the LVLM backbone and integrate it with two multimodal and two sequential recommenders. Experiments on three public datasets show that it consistently improves performance, achieving average gains of **6.15%** in Hit@10 and **8.64%** in NDCG@10, and up to **12.83%** and **18.70%** relative gains on long-tail items, while incurring only minimal inference overhead.

2 Methodology

As shown in Figure 2, SDA contains two components: *Cross-Modal Structural Alignment* (CMSA) and *Modality-Disentangled Adaptation* (MoDA). CMSA adapts LVLM representations to recommendation data via a structure-aware contrastive objective, and MoDA performs parameter-efficient, modality-specific tuning. The adapted LVLM then serves as a multimodal feature extractor for downstream recommenders.

2.1 Cross-Modal Structural Alignment (CMSA)

CMSA adapts LVLM representations by aligning text-image pairs while enforcing that items form a shared, fine-grained cross-modal neighborhood structure. For each item, we construct simple text and image prompts: the textual prompt concatenates basic fields (e.g., title, category, brand) with a short instruction, while the visual prompt introduces the product image. Both prompts are fed into a pretrained LVLM, and we apply mean pooling over the final hidden states followed by a projection to obtain d_m -dimensional embeddings $\mathbf{e}_i^t, \mathbf{e}_i^v \in \mathbb{R}^{d_m}$ for the textual and visual modalities of item i , respectively. The exact prompt templates used in our experiments are provided in our GitHub repository.

Given a batch of N items, we first compute the cross-modal similarity matrix:

$$S_{ij} = \frac{\mathbf{e}_i^t \cdot \mathbf{e}_j^v}{\tau}, \quad i, j \in \{1, \dots, N\}, \quad (1)$$

where τ is a temperature hyperparameter. To construct the structural teacher, we build a soft target distribution $\mathbf{T} \in \mathbb{R}^{N \times N}$ from averaged intra-modal similarities:

$$T_{ij} = \text{Softmax}_j \left(\frac{\tau}{2} (\mathbf{e}_i^t \cdot \mathbf{e}_j^t + \mathbf{e}_i^v \cdot \mathbf{e}_j^v) \right), \quad (2)$$

where $\text{Softmax}_j(\cdot)$ denotes row-wise normalization over j . For each anchor item i , the row $T_{i,:}$ encodes its neighborhood structure over all other items by combining text- and image-based similarities.

CMSA then performs distribution-level alignment by matching the cross-modal similarity distributions induced by \mathbf{S} to this structural teacher. Let $\mathbf{P}_{ij} = \text{Softmax}_j(S_{ij})$ and \mathbf{P}^T be the analogous distribution over \mathbf{S}^T . The structure-aware contrastive loss is:

$$\mathcal{L}_{\text{CL}} = \frac{1}{2N} \sum_{i=1}^N \left(\text{KL}(T_{i,:} \| \mathbf{P}_{i,:}) + \text{KL}(T_{:,i} \| \mathbf{P}_{:,i}^T) \right), \quad (3)$$

where $\text{KL}(\cdot \| \cdot)$ denotes Kullback–Leibler divergence. By aligning entire cross-modal similarity distributions with this structure-aware soft target, CMSA transfers intra-modal relational knowledge into the joint space and yields more discriminative, modality-invariant item embeddings.

2.2 Modality-Disentangled Adaptation (MoDA)

MoDA is a modality-aware low-rank adaptation framework that preserves the efficiency of LoRA [3] while explicitly routing gradients through modality-specific expert combinations. Given a target weight matrix $\mathbf{W}_0 \in \mathbb{R}^{d_{\text{in}} \times d_{\text{out}}}$ in the frozen LVLM, standard LoRA introduces a low-rank update:

$$\Delta \mathbf{W} = \mathbf{B} \mathbf{A}, \quad (4)$$

where $\mathbf{B} \in \mathbb{R}^{d_{\text{in}} \times r}$ and $\mathbf{A} \in \mathbb{R}^{r \times d_{\text{out}}}$ with $r \ll \min(d_{\text{in}}, d_{\text{out}})$. In MoDA, we factorize this low-rank space into N_e experts and let each modality softly combine them:

$$\Delta \mathbf{W} = \sum_{i=1}^{N_e} \omega_i \mathbf{B}_i \mathbf{A}_i, \quad (5)$$

where $\mathbf{B}_i \in \mathbb{R}^{d_{\text{in}} \times r_e}$ and $\mathbf{A}_i \in \mathbb{R}^{r_e \times d_{\text{out}}}$ are the parameters of expert i , $r_e = r/N_e$, and $\omega = (\omega_1, \dots, \omega_{N_e}) \in \mathbb{R}^{N_e}$ are expert weights.

Table 1: Performance comparison of SDA features against Base, CLIP, and QwenVL (vanilla Qwen2.5-VL 7B) on three Amazon datasets. Best results are in boldface, second best are underlined. * denotes $p < 0.05$ from paired t-test.

Model	Extractor	Beauty				Sports				Toys			
		Overall		Tail		Overall		Tail		Overall		Tail	
		H@10	N@10	H@10	N@10	H@10	N@10	H@10	N@10	H@10	N@10	H@10	N@10
SLMRec	Base	0.4258	0.2852	0.2003	0.1020	0.4632	0.2962	<u>0.2926</u>	<u>0.1429</u>	0.4617	<u>0.3115</u>	0.3315	<u>0.1890</u>
	CLIP	0.4363	<u>0.2887</u>	<u>0.2127</u>	<u>0.1044</u>	<u>0.4710</u>	<u>0.3024</u>	0.2595	0.1250	<u>0.4687</u>	0.3107	<u>0.3319</u>	0.1830
	QwenVL	0.4187	0.2652	0.1856	0.0917	0.4337	0.2636	0.1833	0.0848	0.4502	0.2900	0.2727	0.1471
	SDA	0.4805*	0.3295*	0.3191*	0.1766*	0.5115*	0.3367*	0.3545*	0.1880*	0.5048*	0.3453*	0.3988*	0.2357*
VBPR	Base	0.4572	0.3112	0.0804	0.0419	0.4969	0.3307	0.0839	0.0399	0.4536	0.3061	0.1252	0.0751
	CLIP	0.5093	<u>0.3506</u>	0.3625	0.2251	<u>0.5416</u>	<u>0.3496</u>	0.3890	0.2226	<u>0.5329</u>	<u>0.3707</u>	0.4501	0.3052
	QwenVL	0.4379	0.2877	<u>0.3824</u>	<u>0.2437</u>	0.4480	0.2697	<u>0.3921</u>	<u>0.2361</u>	0.4692	0.3167	0.4502	0.3060
	SDA	0.5375*	0.3745*	0.3981*	0.2570*	0.5731*	0.3781*	0.4306*	0.2598*	0.5556*	0.3915*	0.4761*	0.3308*
SASRec	Base	0.4141	0.2760	0.0462	0.0229	0.4441	0.2882	0.0462	0.0216	0.4126	0.2758	0.0782	0.0452
	CLIP	0.5331	0.3524	<u>0.4336</u>	0.2719	0.5760	0.3539	<u>0.4906</u>	<u>0.2927</u>	0.5800	0.3998	<u>0.5292</u>	0.3659
	QwenVL	0.5569	<u>0.3675</u>	0.4277	0.2590	<u>0.5952</u>	<u>0.3708</u>	<u>0.4755</u>	0.2860	<u>0.6106</u>	<u>0.4225</u>	0.5172	0.3541
	SDA	0.5752*	0.3951*	0.4692*	0.3118*	0.6192*	0.3964*	0.5209*	0.3284*	0.6125*	0.4333*	0.5522*	0.3914*
BERT4Rec	Base	0.3955	0.2349	0.0031	0.0011	0.3877	0.2246	0.0017	0.0006	0.3554	0.2032	0.0045	0.0017
	CLIP	0.5380	<u>0.3468</u>	0.4071*	0.2435*	0.5684	0.3350	0.4425*	0.2439*	<u>0.5843</u>	0.3896	<u>0.5084</u>	0.3330
	QwenVL	0.4913	0.3027	0.2336	0.1737	0.4952	0.2793	0.3160	0.1609	0.5352	0.3361	0.3976	0.2360
	SDA	0.5535*	0.3521*	<u>0.4070</u>	<u>0.2329</u>	0.5847*	0.3515*	<u>0.4344</u>	<u>0.2413</u>	0.6138*	0.4190*	0.5288*	0.3609*

For each modality m (e.g., vision or text), we introduce a trainable modality embedding Emb_m , which is fed into a small gating network:

$$\omega^m = \text{Gate}(\text{Emb}_m) \in \mathbb{R}^{N_e}. \quad (6)$$

The resulting forward computation for input x from modality m is:

$$h = \mathbf{W}_0 x + \sum_{i=1}^{N_e} \omega_i^m B_i A_i x. \quad (7)$$

Thus, different modalities share the same pool of experts but emphasize different subsets or combinations through ω^m , without maintaining fully separate adapters. This modality-aware routing disentangles visual and textual gradient flows in the low-rank subspace, substantially reducing cross-modal interference while keeping the overall rank r (and hence parameter count) comparable to standard LoRA.

2.3 Integration and Model Complexity

We adopt a two-stage pipeline: we first insert MoDA into the LVLM and optimize only its parameters with respect to \mathcal{L}_{CL} on item data to obtain adapted text and image embeddings \mathbf{e}_i^t and \mathbf{e}_i^v , and then freeze the LVLM, precompute these embeddings offline, and feed them into existing multimodal or sequential recommenders (e.g., via concatenation or other fusion in an adapter module). Since SDA only adds a small set of low-rank experts on top of the frozen LVLM (CMSA itself introduces no extra trainable parameters) and all item embeddings are precomputed, the number of additional trainable parameters is a small fraction of the LVLM backbone and the serving-time complexity of downstream recommenders remains essentially unchanged; detailed parameter counts and efficiency analysis are provided in our GitHub repository.

3 Experiments

3.1 Experimental Settings

3.1.1 Datasets and Evaluation Metrics. We conduct experiments on three categories from the Amazon Reviews dataset [6]: *Beauty*, *Sports*, and *Toys*. **Detailed statistics for these datasets, as well as results on the *Tmall* dataset and additional experiments, are available in our GitHub repository.** We follow the standard leave-one-out protocol [4] and report Hit Rate@10 (H@10) and NDCG@10 (N@10), with long-tail performance evaluated on items with fewer than four interactions, reported as *Tail* H@10 and *Tail* N@10.

3.1.2 Baselines. We integrate SDA framework into four backbone recommenders: two multimodal (SLMRec [9], VBPR [2]) and two sequential (SASRec [4], BERT4Rec [8]). As shown in Table 1, we compare SDA-generated features against three baseline feature settings: *Base* (the backbones' original features, e.g., learnable ID embeddings for SASRec), *CLIP* (features from a pre-trained CLIP model), and *QwenVL* (zero-shot features from the vanilla Qwen-VL model). Both *QwenVL* and our *SDA* framework utilize *Qwen2.5-VL 7B Instruct* [1] as the LVLM backbone. **Due to space limitations, all implementation details, including hyperparameter settings, are provided in our GitHub repository.**

3.2 Overall Performance

Table 1 presents our experimental results, from which we derive three key observations. **First, SDA achieves the strongest performance on overall metrics.** Across all four backbones (SLMRec, VBPR, SASRec, and BERT4Rec), SDA consistently obtains the best "Overall" H@10 and N@10 results, highlighting its ability to generate robust representations for general user preferences. **Second, SDA delivers substantial gains in long-tail recommendation.** Across all backbones and datasets, SDA consistently outperforms both the Base and QwenVL baselines on tail metrics. Furthermore, in the vast majority of scenarios, SDA significantly surpasses the

Table 2: Ablation study on the *Beauty* dataset. Δ denotes the average relative performance drop of H@10 and N@10 compared to the full model.

Method	Overall			Tail		
	H@10	N@10	Δ	H@10	N@10	Δ
SDA	0.5752	0.3951	0.00%	0.4692	0.3118	0.00%
w/o CMSA	0.5517	0.3612	-6.34%	0.4266	0.2622	-12.50%
w/o MoDA	0.5604	0.3843	-2.65%	0.4496	0.2969	-4.48%
w/o CMSA and MoDA	0.4141	0.2760	-29.08%	0.0229	0.0462	-90.15%
w/o <i>Soft Target</i>	0.5485	0.3470	-8.41%	0.4291	0.2512	-14.00%

strong general-purpose CLIP features. This demonstrates SDA’s effectiveness in mitigating data sparsity and improving representation quality for cold-start or infrequent items, even when integrated into strong sequential models like SASRec and BERT4Rec. **Lastly, vanilla LVLs are not a "plug-and-play" solution, confirming the need for adaptation.** The performance of zero-shot QwenVL is unstable; it is outperformed by the simpler CLIP model in most cases and sometimes performs worse than the Base model (e.g., 0.4337 vs. 0.4632 H@10 for SLMRec on Sports). This strongly validates our *representation misalignment* (C1) diagnosis: the "domain gap" between the LVL’s general pre-training and recommendation semantics leads to negative transfer. SDA systematically addresses this gap, unlocking the LVL’s potential and transforming it into the best-performing model for overall recommendation.

3.3 In-depth Analysis

3.3.1 Ablation Study. Table 2 details the ablation analysis on *Beauty*. We first examine the impact of individual components. Removing CMSA results in a significant 6.34% average drop. Crucially, replacing our structure-aware soft target with standard InfoNCE (w/o *Soft Target*) leads to an even steeper 8.41% decline, confirming that preserving fine-grained intra-modal structure is superior to simple alignment. Regarding MoDA, replacing it with standard LoRA (w/o MoDA) reduces performance by 2.65%, validating the efficacy of our expertized gating strategy in mitigating gradient conflicts. Finally, when both components are removed, performance suffers a catastrophic 29.08% drop, effectively reverting to the unadapted baseline and demonstrating their combined indispensability.

3.3.2 Modality Contribution Analysis. We evaluate the contribution of SDA-generated features on the *Toys* dataset using SLMRec, as shown in Figure 3. Individually, both SDA-adapted textual and visual features outperform the original SLMRec baseline, with visual features providing larger gains. Crucially, the combination of both modalities yields the highest performance across all metrics. This demonstrates that SDA effectively captures complementary information, resulting in a synergistic improvement when integrating both visual and textual signals.

3.3.3 Gradient Conflict. We investigate gradient conflicts by analyzing the cosine similarity of modality-specific gradients in the last decoder layer of Qwen2.5-VL. To isolate visual and textual gradients from the scalar contrastive loss, we employ `torch.detach()` to block alternative modalities during backpropagation. Focusing on the LoRA *B* matrices in the q_proj and k_proj layers (using the first

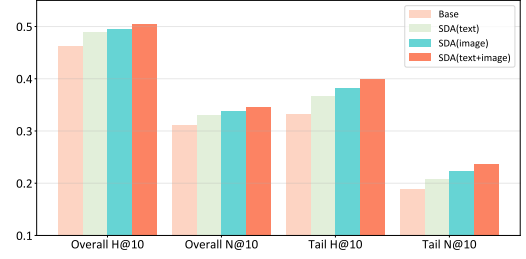


Figure 3: Impact of individual and combined modalities on the *Toys* dataset with SLMRec as backbone.

expert for MoDA), we observe a striking contrast: standard LoRA exhibits negative similarity (-0.0955 for q_proj , -0.0705 for k_proj), confirming the presence of severe cross-modal interference. In contrast, MoDA yields strong positive similarity (0.4422 and 0.7096), demonstrating that our disentangled adaptation successfully fosters compatible and aligned updates.

4 Conclusion

In this paper, we propose **SDA**, a lightweight framework designed to adapt LVLs for multimodal recommendation. By integrating Cross-Modal Structural Alignment (CMSA) and Modality Disentangled Adaptation (MoDA), SDA effectively resolves the twin challenges of representation misalignment and gradient conflicts. Extensive experiments demonstrate that SDA generates robust, transferable representations that consistently enhance various downstream recommenders. Notably, it yields significant gains in long-tail scenarios, proving to be a versatile and effective solution for unlocking the potential of LVLs in recommendation tasks.

References

- [1] Shuai Bai, Keqin Chen, Xuejing Liu, Jialin Wang, Wenbin Ge, Sibao Song, Kai Dang, Peng Wang, Shijie Wang, Jun Tang, Humen Zhong, Yuanzhi Zhu, Mingkun Yang, Zhaohai Li, Jianqiang Wan, Pengfei Wang, Wei Ding, Zheren Fu, Yiheng Xu, Jiabo Ye, Xi Zhang, Tianbao Xie, Zesen Cheng, Hang Zhang, Zhibo Yang, Haiyang Xu, and Junyang Lin. 2025. Qwen2.5-VL Technical Report. *arXiv preprint arXiv:2502.13923* (2025).
- [2] Ruining He and Julian McAuley. 2016. VBPR: visual bayesian personalized ranking from implicit feedback. In *Proceedings of the AAAI conference on artificial intelligence*, Vol. 30.
- [3] Edward J Hu, Yelong Shen, Phillip Wallis, Zeyuan Allen-Zhu, Yuanzhi Li, Shean Wang, Lu Wang, Weizhu Chen, et al. 2022. Lora: Low-rank adaptation of large language models. *ICLR* 1, 2 (2022), 3.
- [4] Wang-Cheng Kang and Julian McAuley. 2018. Self-attentive sequential recommendation. In *2018 IEEE international conference on data mining (ICDM)*. IEEE, 197–206.
- [5] Qidong Liu, Jiayi Hu, Yutian Xiao, Xiangyu Zhao, Jingtong Gao, Wanyu Wang, Qing Li, and Jiliang Tang. 2024. Multimodal recommender systems: A survey. *Comput. Surveys* 57, 2 (2024), 1–17.
- [6] Julian McAuley, Christopher Targett, Qinfeng Shi, and Anton Van Den Hengel. 2015. Image-based recommendations on styles and substitutes. In *Proceedings of the 38th international ACM SIGIR conference on research and development in information retrieval*. 43–52.
- [7] Alec Radford, Jong Wook Kim, Chris Hallacy, Aditya Ramesh, Gabriel Goh, Sandhini Agarwal, Girish Sastry, Amanda Askell, Pamela Mishkin, Jack Clark, et al. 2021. Learning transferable visual models from natural language supervision. In *International conference on machine learning*. PmlR, 8748–8763.
- [8] Fei Sun, Jun Liu, Jian Wu, Changhua Pei, Xiao Lin, Wenwu Ou, and Peng Jiang. 2019. BERT4Rec: Sequential Recommendation with Bidirectional Encoder Representations from Transformer (CIKM '19). Association for Computing Machinery, New York, NY, USA, 1441–1450. doi:10.1145/3357384.3357895

- [9] Zhulin Tao, Xiaohao Liu, Yewei Xia, Xiang Wang, Lifang Yang, Xianglin Huang, and Tat-Seng Chua. 2023. Self-Supervised Learning for Multimedia Recommendation. *IEEE Transactions on Multimedia* 25 (2023), 5107–5116. doi:10.1109/TMM.2022.3187556
- [10] Shukang Yin, Chaoyou Fu, Sirui Zhao, Ke Li, Xing Sun, Tong Xu, and Enhong Chen. 2024. A survey on multimodal large language models. *National Science Review* 11, 12 (2024).
- [11] Penghang Yu, Zhiyi Tan, Guanming Lu, and Bing-Kun Bao. 2023. Multi-view graph convolutional network for multimedia recommendation. In *Proceedings of the 31st ACM international conference on multimedia*. 6576–6585.