

Exchange interaction in $\text{ACu}_3\text{Fe}_2\text{Re}_2\text{O}_{12}$ quadruple perovskites

Fedor Temnikov,¹ Alexey V. Ushakov,¹ Evgenia V. Komleva,¹ Zhehong Liu,² Youwen Long,² Valentin Yu. Irkhin,¹ and Sergey V. Streltsov¹

¹*Institute of Metal Physics, S. Kovalevskaya str. 18, 620108 Ekaterinburg, Russia*

²*Beijing National Laboratory for Condensed Matter Physics,
Institute of Physics, Chinese Academy of Sciences, Beijing 100190, China*

(Dated: December 9, 2025)

Quadruple perovskites $\text{ACu}_3\text{Fe}_2\text{Re}_2\text{O}_{12}$ attract considerable interest due to their high Curie temperatures (up to 710K), which strongly depend on the A-site cation. In this work, we employ first-principles calculations to investigate their electronic structure and magnetic exchange interactions. A band mechanism of magnetism that explains the antiferromagnetic character of the exchange interactions and their strong dependence on the filling of the Re t_{2g} states is proposed. These antiferromagnetic interactions stabilize ferrimagnetic ground state. The calculated Curie temperatures, obtained within the Onsager reaction field theory, are in a good agreement with experimental data.

I. INTRODUCTION

As a natural generalization of ABO_3 perovskite structures, quadruple perovskites with the chemical formula $\text{AA}'_3\text{B}_2\text{B}'_2\text{O}_{12}$ represent a rich platform that allows for variation in both A- and B-site ions to obtain materials with extraordinary physical properties. In these compounds, the A-site cation is typically a rare-earth, alkali, or alkaline-earth metal with a relatively large ionic radius, while the A' site hosts a Jahn-Teller active transition metal ion, forming square $\text{A}'\text{O}_4$ plaquettes. The B and B' sites, which can be occupied by identical or different transition metal ions, are coordinated by oxygen atoms in an octahedral geometry, see Fig. 1. Since A'-, B-, and B'-site ions can all be magnetic, quadruple perovskites may exhibit complex magnetic structures.

Similar to “conventional” ABO_3 perovskites, quadruple perovskites show a variety of different physical phenomena. For example, $(\text{Ca}/\text{La}/\text{Bi})\text{Cu}_3\text{Mn}_4\text{O}_{12}$ exhibit significant low-field magnetoresistance [1–3]. $\text{CaCu}_3\text{Ti}_4\text{O}_{12}$ is known for its extremely high dielectric constant with weak temperature dependence [4] and has also been proposed as a potential piezoelectric material in the presence of copper vacancies [5]. Ferrimagnetism with relatively high critical temperatures is observed in a series of $\text{RCu}_3\text{Mn}_4\text{O}_{12}$, R = rare-earth metal, (T_C up to 400 K) [6, 7], as well as in $\text{CaCu}_3\text{Cr}_2\text{Re}_2\text{O}_{12}$ ($T_C = 360$ K) [8].

Another class of quadruple perovskites characterized by high ferrimagnetic transition temperatures is $\text{ACu}_3\text{Fe}_2\text{Re}_2\text{O}_{12}$. T_C in these compounds varies over a wide range of 170–710 K [9–12] depending on the A cation. Moreover, first-principles calculations have predicted half-metallic ferrimagnetism in several members of this series, with an energy gap of approximately 2 eV in the non-conducting spin channel [11–13]. This makes $\text{ACu}_3\text{Fe}_2\text{Re}_2\text{O}_{12}$ an extremely interesting candidate for spin filters, whose efficiency depends on three key parameters: the spin-majority channel gap (which blocks thermally activated conductance), the magnetization (determining spin polarization), and the Curie temperature

(defining the operational temperature range) [10].

While an impressive progress has been recently achieved in synthesis of such materials as $\text{LaCu}_3\text{Fe}_2\text{Re}_2\text{O}_{12}$ and $\text{DyCu}_3\text{Fe}_2\text{Re}_2\text{O}_{12}$ with $T_C = 710$ K and 650 K, respectively, theoretical understanding is still lacking. In addition to calculations for a few quadruple perovskites [11, 12] a possible role of the number of d -electrons on Re was suggested [14].

In this paper we studied exchange interaction in $\text{ACu}_3\text{Fe}_2\text{Re}_2\text{O}_{12}$ by means of *ab initio* calculations. It is shown that these are Cu-Re and Fe-Re exchange interactions which determine magnetic ordering. Interestingly, a naive superexchange model does not seem to explain details of exchange coupling, so that we propose a model based on band magnetism. This model naturally explains increase of Curie temperature with the number of Re t_{2g} electrons. The Onsager reaction field theory, which goes beyond the mean-field approximation, reproduces this trend observed experimentally.

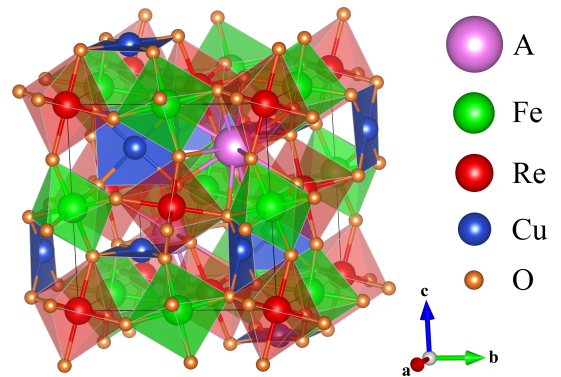


FIG. 1. The crystal structure of $\text{ACu}_3\text{Fe}_2\text{Re}_2\text{O}_{12}$ quadruple perovskites.

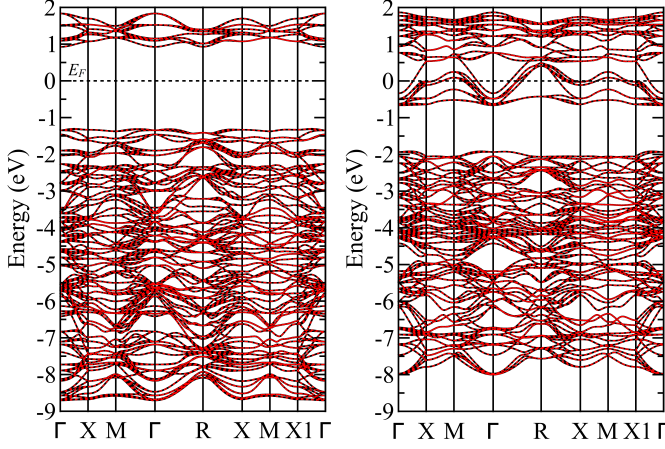


FIG. 2. Band structures comparison of $\text{NaCu}_3\text{Fe}_2\text{Re}_2\text{O}_{12}$ obtained by DFT+U calculation. Initial DFT+U bands are shown in black, projected on Wannier functions are in red. The left panel illustrates the majority-spin channel, and the right panel – the minority-spin channel.

II. CALCULATION DETAILS

First-principles density functional theory (DFT) calculations were performed using the Vienna Ab initio Simulation Package (VASP) [15] in the generalized gradient approximation [16]. To account for strong on-site electron correlations in the transition metal d states, the GGA+ U method in the Dudarev formulation [17] was applied, using the following values of $U - J_H$: 7 eV for Cu [18], 4.1 eV for Fe [19], 1.5 eV for Re [20].

The energy cutoff is set to 500 eV and the reciprocal space division is $8 \times 8 \times 8$ k-points. The experimental crystal structure data for all $\text{ACu}_3\text{Fe}_2\text{Re}_2\text{O}_{12}$ compounds with the space group $\text{Pn}\bar{3}$ (No. 201) reported in [9] ($A=\text{Ca}$), [10] ($A=\text{La}$), [11] ($A=\text{Dy}$), [12] ($A=\text{Na}$) and ($A=\text{Cu}$, Ag, Ce) [21], were used.

Although the electron states in different bands have different degree of localization, a simple effective Heisenberg model

$$H = \sum_{i>j} J_{ij} \mathbf{S}_i \mathbf{S}_j, \quad (1)$$

is as a reasonable approximation. Here i and j numerate sites and summation runs once over each index pair. Spins for Cu^{2+} ($S = 1/2$) and Fe^{3+} ($S = 5/2$) are chosen according to their valencies, while for Re we fix $S = 1$ to be able to analyze properties of all materials within the same model. The exchange constants J_{ij} were obtained by Wannier function projection technique using the Green's function approach [22].

The correctness of the Wannier projection is confirmed by the agreement between the DFT+U band structure and that reconstructed from the Wannier functions; the $\text{NaCu}_3\text{Fe}_2\text{Re}_2\text{O}_{12}$ case is shown in Fig. 2. The projection was performed onto the subspace of O-2 p , Cu-3 d , Fe-3 d ,

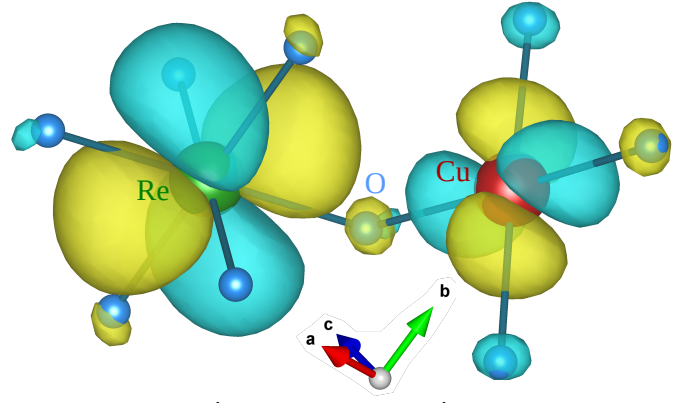


FIG. 3. Wannier orbitals ($\text{Cu } x^2 - y^2$ and $\text{Re } xy$) employed for the calculation of the exchange parameter $J_{\text{Cu-Re}}$.

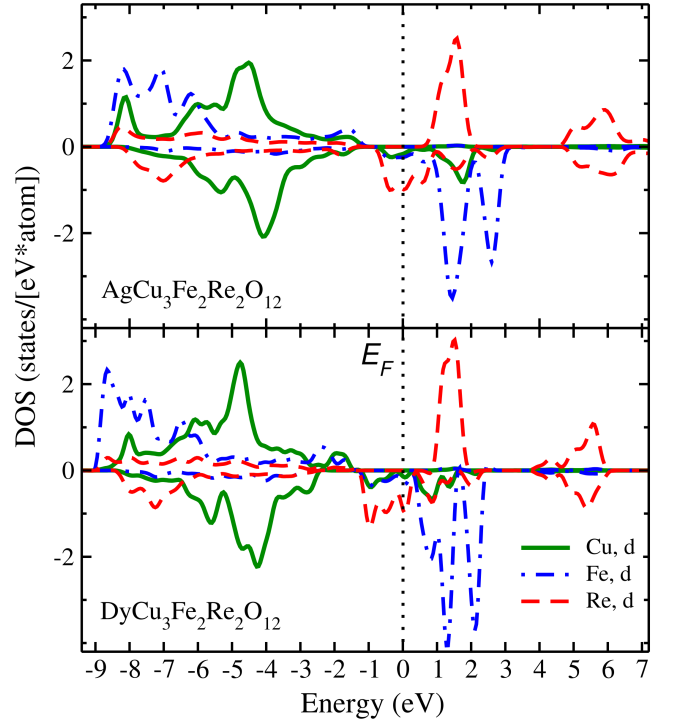


FIG. 4. Density of states (DOS) as obtained in DFT+U calculations. Due to different valences of A ions Re is expected to have $n_{\text{Re-d}}^{\text{nominal}} = 1.5$ for Ag or $n_{\text{Re-d}}^{\text{nominal}} = 2.5$ electrons on t_{2g} shell for Dy. Positive (negative) DOS correspond to spin majority (minority).

and Re- t_{2g} states. A visualization of the Wannier orbitals corresponding to the exchange parameter $J_{\text{Cu-Re}}$ is presented in Fig. 3.

A	Cu	Ag	Na	Ca	Dy	La	Ce
$m_s(\text{Cu}), \mu_B$	0.6	0.6	0.5	0.6	0.5	0.5	0.5
$m_s(\text{Fe}), \mu_B$	4.1	4.1	4.2	4.1	4.1	4.0	4.1
$m_s(\text{Re}), \mu_B$	-0.8	-0.8	-0.7	-1.1	-1.3	-1.3	-1.4
$n_{\text{Re-d}}^{\text{nominal}}$	1.5	1.5	1.5	2	2.5	2.5	2.5
$m_{\text{total}}^{\text{calc}}, \mu_B$	10.0	10.0	10.0	8.0	16.3*	8.0	8.0
$m_{\text{total}}^{\text{exp}}, \mu_B$	~ 5	—	9.4	8.7	14.0**	8.0	8.0

TABLE I. Calculated spin moments obtained by DFT+U method and experimental saturation magnetic moments for $\text{ACu}_3\text{Fe}_2\text{Re}_2\text{O}_{12}$ with different A. *Includes contribution from the A-site ion. **In the field of 7 T, the total magnetic moment is not saturated.

III. DFT+U RESULTS

A. Electronic structure and origin of half-metallicity

We start by describing the electronic structure of $\text{ACu}_3\text{Fe}_2\text{Re}_2\text{O}_{12}$, as it critically influences the magnetic properties discussed later. All these materials are half-metals in DFT+U calculations. Fig. 4 shows the density of states (DOS) for two representative quadruple perovskites with different number of Re t_{2g} electrons.

Strong Hubbard repulsion on Fe, Cu, and the rare-earth element (if present) shifts the 3d (or 4f) states away from the Fermi level. Re 5d (in particular, t_{2g}) bands are much less correlated ($U \sim 1.5 - 2$ eV is of order of the t_{2g} bandwidth [20, 23, 24]) and more hybridized with O 2p. Consequently, the system exhibits no Mott gap or well-defined Hubbard bands in DFT+U. Instead, we observe a Stoner-like splitting, with the Fermi level crossing the spin-minority Re t_{2g} band while a gap forms in the spin-majority channel (Re e_g states are at ~ 5 –6 eV). The strong antiferromagnetic (AFM) Fe-Re and Re-Cu exchange interactions, whose mechanism will be discussed below, ensure that all Re ions are ferromagnetically aligned. As a result $\text{ACu}_3\text{Fe}_2\text{Re}_2\text{O}_{12}$ materials turn out to be half-metallic on DFT+U(+SOC) level, while dynamical correlation effect can potentially modify this situation [13].

Spin-orbit coupling (SOC) playing a minor role in quadruple perovskites despite the fact that Re is 5d element. SOC leads to a small canting of the Fe and Re magnetic moments [11]. A comparison of the density of states obtained by DFT+U and DFT+U+SOC calculations is presented in Fig. 5 for one of the materials – $\text{LaCu}_3\text{Fe}_2\text{Re}_2\text{O}_{12}$. Inclusion of spin-orbit coupling (SOC) leads to a reduction of the band gap in the spin-majority channel by ~ 0.4 eV. A noticeable suppression of DOS at the Fermi level is observed. In addition, the La f-states are shifted toward higher energies.

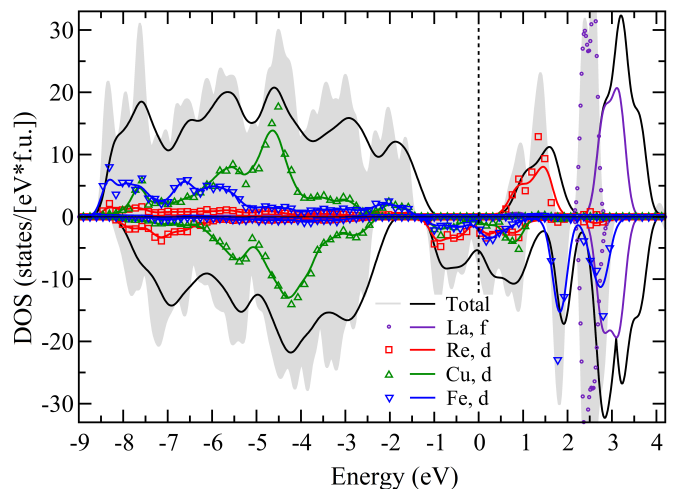


FIG. 5. Density of states (DOS) as obtained in DFT+U (symbols for partial DOS and shaded background for total DOS) and DFT+U+SOC (solid lines) calculations for $\text{LaCu}_3\text{Fe}_2\text{Re}_2\text{O}_{12}$.

B. Magnetic moments

Spin moments obtained by DFT+U calculations are summarized in Table I. The magnetic moments on Cu and Fe ions are nearly independent of the A-site ion, indicating that their magnetic states remain unchanged. The moment of the rhenium ion increases with the nominal number of electrons. On average, $m_s(\text{Re})$ is approximately half of the nominal theoretical value, suggesting both a strong hybridization with ligand 2p states and possible itinerant character of rhenium electrons.

The total magnetic moments per formula unit obtained from DFT+U calculations are in excellent agreement with the experimental saturation moments for A=La and A=Ce, and small deviations are observed for A=Na and A=Ca. In the case of A=Dy, the theoretical value exceeds the experimental one due to the fact that the full saturation has not been achieved experimentally [11]. A significant difference, approximately by a factor of two, is observed for the case of $\text{CuCu}_3\text{Fe}_2\text{Re}_2\text{O}_{12}$. As shown in Ref. [13], taking into account strong correlations within the DFT+DMFT approach improves the agreement with experiment, reducing the total magnetic moment to $m_{\text{total}}^{\text{calc}} = 7.6 \mu_B$. However, the true origin of this discrepancy remains unclear at the moment and further experimental (including possible issues with disorder) and theoretical studies have to be done for this material.

C. Exchange parameters

Results of the exchange interaction of various quadruple perovskites with general chemical formula $\text{ACu}_3\text{Fe}_2\text{Re}_2\text{O}_{12}$ are summarized in Table II. One

can see that all materials exhibit the same trend: the strongest interaction is formally the antiferromagnetic (AFM) Cu-Re exchange $J_{\text{Cu-Re}}$, which is at least five times larger than the second-strongest interaction, the AFM Fe-Re coupling $J_{\text{Fe-Re}}$. In fact, these interactions contribute nearly equally to the magnetic energies, if one takes into account different spins of Cu and Fe ions (e.g., energy per Cu-Re bond is 182 K, while it is 180 K per Fe-Re bond in the case of A=Cu). This agrees with results of previous theoretical study [14].

The last important exchange coupling is between Fe and Cu ions, it is AFM, but much smaller than $J_{\text{Cu-Re}}$ and $J_{\text{Fe-Re}}$ and cannot override them. As one case see from Fig. 1, these three ions form a Fe-Re-Cu triangles. Therefore, two large AFM exchanges make spins on remaining bond, Fe-Cu, be FM.

One clear tendency evident from Table II is the increase in both Cu-Re and Fe-Re exchange interaction strengths with growing electron count on Re, progressing from A = Cu, Ag, Na to Ca and further to La, Dy, Ce. This tendency is consistent with increasing Curie temperature which is observed experimentally, see T_C^{exp} in Table II. Using the same data from Table II one can calculate that each electron on Re contributes to the exchange energy of $\sim 100 - 130$ K/per bond depending on material.

D. Exchange mechanism

One might use very different languages to explain the enhancement of AFM Cu-Re exchange with increasing electron number in Re $5d$ shell. In the localized electron picture, this could be interpreted by superexchange mechanism, where the growing number of pathways between half-filled Cu $x^2 - y^2$ and Re t_{2g} orbitals strengthens the interaction (the Re-O-Cu bond angle $\angle \text{Re-O-Cu} \approx 110^\circ$ remains nearly constant across all materials).

However, taking advantage of the Green's function

	Cu	Ag	Na	Ca	Dy	La	Ce
$J_{\text{Fe-Re}}, \text{K}$	72	73	40	103	84	73	78
$J_{\text{Fe-Cu}}, \text{K}$	41	41	23	42	41	24	41
$J_{\text{Cu-Re}}, \text{K}$	364	356	314	506	530	496	528
$n_{\text{Re-d}}^{\text{nominal}}$	1.5	1.5	1.5	2	2.5	2.5	2.5
$T_C^{\text{exp}}, \text{K}$	200	174	240	560	650	710	625
$T_C^{\text{MF}}, \text{K}$	865	858	675	1246	1197	1122	1170
$T_C^{\text{ORF}}, \text{K}$	444	441	341	641	609	569	594

TABLE II. Results of DFT+U calculations for $\text{ACu}_3\text{Fe}_2\text{Re}_2\text{O}_{12}$ with different A and experimental T_C . The Heisenberg model is defined in (1) and for Fe^{3+} ($3d^5$) we choose $S = 5/2$, for Cu^{2+} ($3d^9$) - $S = 1/2$; while the number of electrons on Re, $n_{\text{Re-d}}^{\text{nominal}}$, changes in this series for Re, we fix $S = 1$ for convenience. MF stands for mean-field (estimation of Curie temperature), and ORF for Onsager reaction field theory (see below Sect. IV).

	$U_{\text{Cu}}^{\text{eff}} = 6 \text{ eV}$	$U_{\text{Cu}}^{\text{eff}} = 7 \text{ eV}$	$U_{\text{Cu}}^{\text{eff}} = 8 \text{ eV}$
$J_{\text{Fe-Re}}, \text{K}$	72	73	83
$J_{\text{Fe-Cu}}, \text{K}$	18	24	18
$J_{\text{Cu-Re}}, \text{K}$	476	496	518
$T_C^{\text{MF}}, \text{K}$	1094	1122	1213
$T_C^{\text{ORF}}, \text{K}$	555	569	618
	$U_{\text{Fe}}^{\text{eff}} = 3.1 \text{ eV}$	$U_{\text{Fe}}^{\text{eff}} = 4.1 \text{ eV}$	$U_{\text{Fe}}^{\text{eff}} = 5.1 \text{ eV}$
$J_{\text{Fe-Re}}, \text{K}$	81	73	81
$J_{\text{Fe-Cu}}, \text{K}$	14	24	18
$J_{\text{Cu-Re}}, \text{K}$	486	496	512
$T_C^{\text{MF}}, \text{K}$	1158	1122	1194
$T_C^{\text{ORF}}, \text{K}$	590	569	608
	$U_{\text{Re}}^{\text{eff}} = 1 \text{ eV}$	$U_{\text{Re}}^{\text{eff}} = 1.5 \text{ eV}$	$U_{\text{Re}}^{\text{eff}} = 2 \text{ eV}$
$J_{\text{Fe-Re}}, \text{K}$	70	73	80
$J_{\text{Fe-Cu}}, \text{K}$	14	24	22
$J_{\text{Cu-Re}}, \text{K}$	456	496	532
$T_C^{\text{MF}}, \text{K}$	1057	1122	1217
$T_C^{\text{ORF}}, \text{K}$	538	569	618

TABLE III. Results of DFT+U calculations for $\text{LaCu}_3\text{Fe}_2\text{Re}_2\text{O}_{12}$ with different $U^{\text{eff}} = U - J_H$. In each case, U^{eff} for one of the elements was modified, while the other parameters were fixed at default values ($U_{\text{Cu}}^{\text{eff}} = 7 \text{ eV}$, $U_{\text{Fe}}^{\text{eff}} = 4.1 \text{ eV}$, $U_{\text{Re}}^{\text{eff}} = 1.5 \text{ eV}$).

method, one can quantitatively evaluate orbital contributions to the total exchange interaction. This analysis reveals that there is a single large element between the Cu $x^2 - y^2$ and Re xy orbitals. Thus, in $\text{NaCu}_3\text{Fe}_2\text{Re}_2\text{O}_{12}$ the main contribution of 312 K due to Cu $x^2 - y^2$ and Re xy orbitals nearly completely determines the magnitude of the total exchange interaction (314 K) between these two atoms. It has to be also mentioned that the fact that $\angle \text{Re-O-Cu}$ strongly deviates from 110° makes overlap between $x^2 - y^2$ and xy orbitals possible.

This suggests that description in terms of band magnetism can be more appropriate to analyze Cu - Re exchange interaction. In Fig. 6 we compare two situations of FM and AFM orders between Cu and Re. Due to the Hubbard repulsion, the $x^2 - y^2$ orbital is half-filled and appears slightly above the Fermi energy (at $\sim 1 - 2 \text{ eV}$ according to Fig. 4), while other occupied Cu d states are deep below E_F (at $\sim -5 \text{ eV}$). The Re t_{2g} states are exactly at the Fermi level. The hybridization, being possible only for the same spin states, pushes these Re t_{2g} band upwards in the FM case and increases the total energy. The situation is just the opposite for the AFM order: hybridization between half-filled Cu spin up $x^2 - y^2$ and Re spin up t_{2g} pulls the latter to lower energies and finally results in AFM exchange interaction between Re and Cu. Absolutely equivalent picture can be used to explain AFM coupling for Re and Fe states. We emphasize that this represents only a qualitative model, as quantitative estimates require detailed consideration of the specific band structure in each material.

The band mechanism of AFM coupling has several important implications. First, the energy gain is pro-

portional to the band capacity, i.e., to the number of Re electrons. Furthermore, the same mechanism would contribute to FM coupling, if the t_{2g} band were more than half-filled $n_{\text{Re-d}}^{\text{nominal}} > 3$. Therefore one might expect that maximal exchange is close to the half-filling. This agrees with the results of direct DFT+U calculations, see Table II, and experimental observation of the largest Curie temperature for $\text{LaCu}_3\text{Fe}_2\text{Re}_2\text{O}_{12}$ [10] and $\text{DyCu}_3\text{Fe}_2\text{Re}_2\text{O}_{12}$ [11] with $n_{\text{Re-d}}^{\text{nominal}} = 2.5$. This also suggests that substituting Re with $\text{Os}^{4.5+}$, Ir^{4+} or similar ions and maintaining other constituents would weaken the AFM Cu-Re and Fe-Re exchange interactions, consequently reducing the Curie temperature.

In order to check the dependence on electron number we performed model calculations artificially changing position of the Fermi level, when exchange constants are evaluated via the Green's function method. The results are presented in Fig. 7. One can clearly observe suppression of AFM Cu-Re exchange in $\text{DyCu}_3\text{Fe}_2\text{Re}_2\text{O}_{12}$ as we move E_F downwards reducing number of Re t_{2g} electrons. Interestingly, Fig. 4 shows that the difference in position of the Fermi level between A=Dy and Ag is ~ 0.6 eV. Shifting E_F by 0.6 eV (to lower energies) in $\text{DyCu}_3\text{Fe}_2\text{Re}_2\text{O}_{12}$ we obtain $J_{\text{Cu-Re}} \sim 360\text{K}$, which is very close to results of direct calculations for $\text{AgCu}_3\text{Fe}_2\text{Re}_2\text{O}_{12}$. Moreover, the opposite tendency of increasing exchange interaction we observe starting from $\text{AgCu}_3\text{Fe}_2\text{Re}_2\text{O}_{12}$, where $n_{\text{Re-d}}^{\text{nominal}} = 1.5$ and now shifting E_F upwards. Thus our model calculation clearly demonstrates strong dependence of the exchange interaction on the number of Re t_{2g} electrons. Surprisingly, account of this factor only is enough to explain suppression of

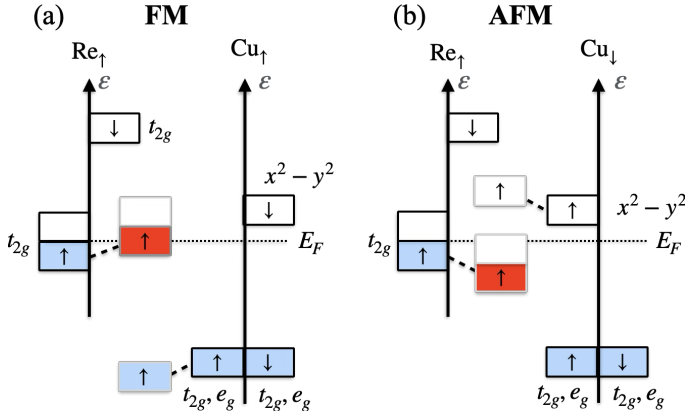


FIG. 6. Sketch of the electronic structure illustrating mechanism of the antiferromagnetic (AFM) exchange interaction between metallic Re 5d band crossing the Fermi level and more localized Cu 3d states, which are split due to strong Hubbard's repulsion in way that only the $x^2 - y^2$ orbital remains half-filled. Hybridization (shown by dashed lines) is allowed only for the states of the same spins. In the case of FM order (a) it shifts Re 5d band upwards, while for (b) AFM order Re 5d states go lower. In the latter case the system gains the exchange energy, and corresponding coupling turns out to be AFM.

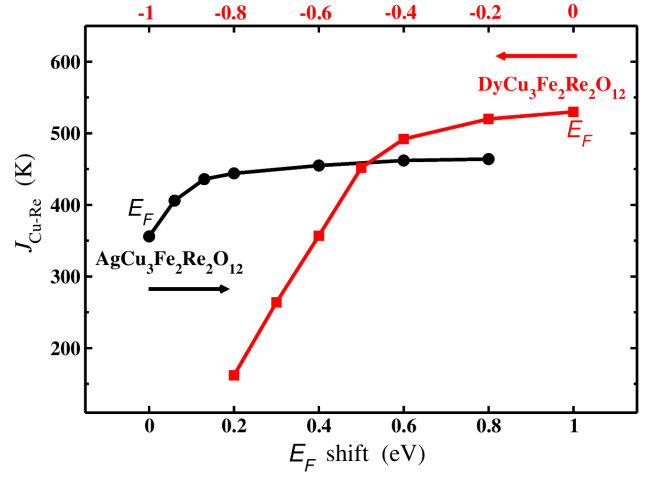


FIG. 7. Results of model calculations of Cu-Re exchange with variation of the Fermi level (Eq. (11) in [22]). The shift to low energies models decrease of number of Re t_{2g} electrons in $\text{DyCu}_3\text{Fe}_2\text{Re}_2\text{O}_{12}$ (red), while increase of E_F to higher energies simulates increase of Re t_{2g} occupation for $\text{AgCu}_3\text{Fe}_2\text{Re}_2\text{O}_{12}$. Electronic structure was not recalculated.

exchange interaction (and consequently T_C) going from $\text{DyCu}_3\text{Fe}_2\text{Re}_2\text{O}_{12}$ to $\text{AgCu}_3\text{Fe}_2\text{Re}_2\text{O}_{12}$, but $J_{\text{Cu-Re}}$ dependence on electron number of Re is not linear according to these calculations.

Finally, we performed calculations for quadruple perovskite containing Os instead of Re: $\text{CuCu}_3\text{Fe}_2\text{Os}_2\text{O}_{12}$. There are two types of Cu ions. Those (three Cu per formula unit) occupying CuO_4 plaquettes have 2+ valence state, while the one in icosahedral oxygen O_{12} cage is 1+ similar to $\text{CuCu}_3\text{Fe}_2\text{Re}_2\text{O}_{12}$ [13, 25]. This gives 5.5+ oxidation state and $n_{\text{Os-d}}^{\text{nominal}} = 2.5$ for Os. $U - J_H = 1.5$ eV for Os is the same as for Re. Calculation of exchange interaction leads to $J_{\text{Cu-Os}} = 520\text{K}$ and $J_{\text{Fe-Os}} = 85\text{K}$ (suggesting $S = 1$ for Os), which is very similar to that we had in $\text{LaCu}_3\text{Fe}_2\text{Re}_2\text{O}_{12}$ and $\text{DyCu}_3\text{Fe}_2\text{Re}_2\text{O}_{12}$ with $n_{\text{Re-d}}^{\text{nominal}} = 2.5$.

It is also worth mentioning that calculated exchanges do not strongly depend on choice of Hubbard repulsion (see Table III). Even increase of $U^{\text{eff}} = U - J_H$ in two times changes $J_{\text{Cu-Re}}$ only on $\sim 20\%$.

IV. ESTIMATION OF CRITICAL TEMPERATURES

Having calculated the exchange constants, one can estimate the Curie temperatures. The simplest way to calculate magnetic properties is via the mean-field approach. For each sublattice a the magnetization in the field H per unit cell (containing n_a atoms of the sort a) is given by:

$$M_a = n_a \langle S_a^z \rangle = n_a S_a B_{S_a} \left(\frac{S_a H'_a}{T} \right), \quad (2)$$

where

$$H'_a = H - \sum_b z_{ab} J_{ab} M_b / n_b, \quad (3)$$

B_S is the Brillouin function, z_{ab} is the number of nearest neighbors in the sublattice b of an atom in the sublattice a . Expanding for a small H' and introducing $S_a(S_a+1) = \mu_a^2$ we obtain

$$M_a = \chi_a^{(0)} (H - \sum_b z_{ab} J_{ab} M_b / n_b), \quad (4)$$

where

$$\chi_a^{(0)} = n_a \mu_a^2 / 3T. \quad (5)$$

Dividing by H we obtain the system of equations for partial susceptibilities of each sublattice, $\chi_a = M_a / H$,

$$\chi_a = \chi_a^{(0)} - \sum_b J_{ab}(0) \chi_a^{(0)} \chi_b / (n_a n_b) \quad (6)$$

where $J_{ab}(0) = J_{ab}(\mathbf{q} = 0) = z_{ab} n_a J_{ab}$, $z_{ab} n_a = z_{ba} n_b$ being the number of exchange-coupled pairs.

From the high-temperature expansion for the total susceptibility $\chi = \sum_a n_a \chi_a$, the paramagnetic Curie-Weiss temperature is given by

$$\theta = -\frac{1}{3} \sum_{a>b} J_{ab}(0) \mu_a^2 \mu_b^2 / \sum_a n_a \mu_a^2 \quad (7)$$

and is negative for a ferrimagnet with antiferromagnetic exchange interactions ($J_{ab}(0) > 0$).

The condition for the determinant

$$|1 + J_{ab}(0) \chi_a^{(0)} / (n_a n_b)| = 0 \quad (8)$$

with susceptibility $\chi_a^{(0)}$ depending on temperatures gives us the Curie temperature. For quadruple perovskites we can use a three-sublattice model with exchange parameters between sublattices only, first sublattice corresponding to Fe ions, second to Re and third to Cu ones. In this case one obtains the cubic equation for T_C in the following standard form:

$$T_C^3 + p T_C + q = 0 \quad (9)$$

where

$$\begin{aligned} p &= -(\tilde{J}_{12}^2 + \tilde{J}_{13}^2 + \tilde{J}_{23}^2), \\ q &= 2\tilde{J}_{12}\tilde{J}_{13}\tilde{J}_{23}. \end{aligned} \quad (10)$$

and $\tilde{J}_{ab} = \frac{1}{3} \mu_a \mu_b J_{ab}(0) / \sqrt{n_a n_b}$. Since the arithmetic mean is greater than or equal to the geometric mean, we have

$$Q = \left(\frac{p}{3}\right)^3 + \left(\frac{q}{2}\right)^2 \leq 0. \quad (11)$$

Then the solution of the cubic equation is obtained by the trigonometric substitution:

$$T_C = 2\sqrt{-\frac{p}{3}} \cos\left(\frac{1}{3} \arccos\left(\frac{3q}{2p} \sqrt{\frac{-3}{p}}\right)\right). \quad (12)$$

If we neglect exchange interaction between Fe and Cu, $J_{13} = 0$, T_C is given by

$$T_C = \sqrt{\tilde{J}_{12}^2 + \tilde{J}_{23}^2} = \frac{1}{3} \mu_2 \sqrt{\frac{\mu_1^2 J_{12}^2(0)}{n_1 n_2} + \frac{\mu_3^2 J_{23}^2(0)}{n_2 n_3}}. \quad (13)$$

To take into account a possible partial itinerancy of electrons, the mean-field approach can be modified by generalizing the Heisenberg model to an effective interpolating model [26]. Then the moments μ_a may become non-integer being renormalized due to electron delocalization.

To take into account fluctuation effects, we can use the Onsager reaction field (ORF) theory which is equivalent to the random-phase approximation and similar to the Tyablikov approach [27]. For simplicity, we calculated the Onsager renormalization (see Table II) by taking into account two main exchange parameters only, $J_{12} = J_{\text{Fe-Re}}$ and $J_{23} = J_{\text{Re-Cu}}$, and putting $J_{13} = 0$. Then the renormalized T_C is given by $T_C = T_C^{(0)} / I$ with the renormalization factor

$$I = \sum_{\mathbf{q}} \frac{\tilde{J}_{12}^2(0) + \tilde{J}_{23}^2(0)}{\tilde{J}_{12}^2(0) - \tilde{J}_{12}^2(\mathbf{q}) + \tilde{J}_{23}^2(0) - \tilde{J}_{23}^2(\mathbf{q})}. \quad (14)$$

Here $T_C^{(0)}$ is the Curie temperature in the mean-field approximation, e.g., (13), and q -dependencies of exchange integrals for this particular lattice are

$$\begin{aligned} J_{12}(\mathbf{q}) &= 4J_{12} \left(3 + \cos\left(\frac{q_x a}{2}\right) + \cos\left(\frac{q_y a}{2}\right) + \cos\left(\frac{q_z a}{2}\right) \right), \\ J_{23}(\mathbf{q}) &= J_{23} \left(9 + 3 \cos\left(\frac{q_x a}{4} + \frac{q_y a}{4} + \frac{q_z a}{4}\right) \right. \\ &\quad + 4 \cos\left(\frac{q_x a}{4} - \frac{q_y a}{4} + \frac{q_z a}{4}\right) + 4 \cos\left(\frac{q_x a}{4} + \frac{q_y a}{4} - \frac{q_z a}{4}\right) \\ &\quad \left. + 4 \cos\left(\frac{q_x a}{4} - \frac{q_y a}{4} - \frac{q_z a}{4}\right) \right). \end{aligned} \quad (15)$$

In Table II we present renormalized Curie temperatures for all studied materials. Interestingly, renormalization factor varies only weakly, from $I = 1.91$ to 1.98 . The calculations demonstrate good overall agreement with the experimental Curie temperatures, further supporting the correctness of the exchange parameters obtained via the DFT+U method and the analysis performed using this approach.

V. CONCLUSIONS

In this paper, we investigated the electronic structure and magnetic interactions in the quadruple perovskites

ACu₃Fe₂Re₂O₁₂ using DFT+U calculations and estimated Curie temperatures in the mean-field approach and Onsager reaction field theory. All the compounds were found to be half-metallic within DFT+U due to Stoner-like splitting of delocalized Re 5*d* states and strong on-site Hubbard repulsion of localized Fe and Cu 3*d* electrons. The magnetic structure is determined by strong antiferromagnetic exchange interactions between Re-Cu and Re-Fe which lead to the ferrimagnetic ground state. While Cu and Fe moments are ferromagnetically aligned, conducting Re *t*_{2g} states reside in the spin-minority channel.

Although all these compounds have similar magnetic properties, there are notable differences. The A = Ca, La, Dy and Ce systems have high *T*_C, DFT+U calculations confirming large exchange parameter for these compounds. On the other hand, A = Cu, Ag and Na compounds have lower *T*_C, which is consistent with the smaller calculated exchange interactions. Besides that, the experimental value of magnetic moment for CuCu₃Fe₂Re₂O₁₂ is strongly reduced. As demonstrated in Ref. [13], this may indicate violation of half-metallicity owing to strong correlation effects.

We propose a band mechanism to explain the nature and strength of Cu-Re and Fe-Re exchange interactions. Our calculations confirm partially itinerant features of rhenium *d*-electrons suggested previously, a strong dependence of the exchange interactions on their number is demonstrated. Calculations for A = Cu, Ag and Na yield considerably reduced Re magnetic moments. The reduction in the number of *d*-electrons on Re, caused by substituting the A-site cation from A³⁺ to A²⁺ and A¹⁺, decreases the occupancy of the Re *t*_{2g} states below the Fermi level. This, in turn, reduces the exchange interaction strength and consequently lowers *T*_C. Further-

more, model calculations demonstrate that shifting the Fermi level results a similar effect. So, the quadruple perovskites ACu₃Fe₂Re₂O₁₂ demonstrate both localized-spin (Fe and Cu) and itinerant features (Re) in magnetism.

Theoretical values of *T*_C based on calculated exchange parameters significantly overestimate the experimental *T*_C values in the mean-field approach. Tyablikov-Onsager renormalization provides a satisfactory agreement, but overestimates *T*_C for A = Ag and Cu. CuCu₃Fe₂Re₂O₁₂ stands out as the most exotic material among all studied quadruple perovskites with experimentally observed low saturation magnetization and anharmonic specific heat[13]. Consequently, it is unsurprising that simple DFT+U calculations fail to achieve perfect agreement with experiment. This discrepancy arises from two main factors: first, the added complexity of rattling Cu ions in an icosahedral coordination [25], and second, the significant role of many-body effects, as revealed by DMFT calculations. They result in a substantial reconstruction of the electronic structure, suppressing the half-metallic state [13], which in turn can renormalize the exchange interactions.

ACKNOWLEDGMENTS

The first-principle calculations were supported by the Russian Science Foundation via project RSF 23-42-00069, while estimation of the Curie temperature by Onsager reaction field theory was performed with support by Ministry of Science and Higher Education of the Russian Federation. Y. Long and Z. Liu were supported by the National Key R&D Program of China (Grant No. 2021YFA1400300), and the National Natural Science Foundation of China (Grant Nos. 12425403, 12261131499, 12204516).

-
- [1] Z. Zeng, M. Greenblatt, M. Subramanian, and M. Croft, Large low-field magnetoresistance in perovskite-type CaCu₃Mn₄O₁₂ without double exchange, *Physical review letters* **82**, 3164 (1999).
 - [2] J. Alonso, J. Sánchez-Benítez, A. De Andrés, M. Martínez-Lope, M. Casais, and J. Martínez, Enhanced magnetoresistance in the complex perovskite LaCu₃Mn₄O₁₂, *Applied physics letters* **83**, 2623 (2003).
 - [3] K. Takata, I. Yamada, M. Azuma, M. Takano, and Y. Shimakawa, Magnetoresistance and electronic structure of the half-metallic ferrimagnet BiCu₃Mn₄O₁₂, *Physical Review B—Condensed Matter and Materials Physics* **76**, 024429 (2007).
 - [4] A. Ramirez, M. Subramanian, M. Gardel, G. Blumberg, D. Li, T. Vogt, and S. Shapiro, Giant dielectric constant response in a copper-titanate, *Solid state communications* **115**, 217 (2000).
 - [5] K. Wang, X. Guo, C. Han, L. Liu, Z. Wang, L. Thomsen, P. Chen, Z. Shao, X. Wang, F. Xie, *et al.*, Creation of piezoelectricity in quadruple perovskite oxides by harnessing cation defects and their application in photocatalysis, *ACS nano* (2025).
 - [6] J. Sánchez-Benítez, J. Alonso, H. Falcón, M. Martínez-Lope, A. De Andrés, and M. Fernández-Díaz, Preparation under high pressures and neutron diffraction study of new ferromagnetic RCu₃Mn₄O₁₂ (R = Pr, Sm, Eu, Gd, Dy, Ho, Tm, Yb) perovskites, *Journal of Physics: Condensed Matter* **17**, S3063 (2005).
 - [7] J. Sanchez-Benitez, J. A. Alonso, M. J. Martínez-Lope, A. de Andres, and M. T. Fernández-Díaz, Enhancement of the Curie temperature along the perovskite series RCu₃Mn₄O₁₂ driven by chemical pressure of R³⁺ cations (R = rare earths), *Inorganic chemistry* **49**, 5679 (2010).
 - [8] J. Zhang, Z. Liu, X. Ye, X. Wang, D. Lu, H. Zhao, M. Pi, C.-T. Chen, J.-L. Chen, C.-Y. Kuo, *et al.*, High-pressure synthesis of quadruple perovskite oxide CaCu₃Cr₂Re₂O₁₂ with a high ferrimagnetic Curie temperature, *Inorganic Chemistry* **63**, 3499 (2024).
 - [9] W.-t. Chen, M. Mizumaki, H. Seki, M. S. Senn, T. Saito, D. Kan, J. P. Attfield, and Y. Shimakawa, A half-metallic A- and B-site-ordered quadruple perovskite oxide CaCu₃Fe₂Re₂O₁₂ with large magnetization and a high

- transition temperature, *Nature Communications* **5**, 3909 (2014).
- [10] Z. Liu, S. Zhang, X. Wang, X. Ye, S. Qin, X. Shen, D. Lu, J. Dai, Y. Cao, K. Chen, F. Radu, W.-B. Wu, C.-T. Chen, S. Francoual, J. R. L. Mardegan, O. Leupold, L. H. Tjeng, Z. Hu, Y.-f. Yang, and Y. Long, Realization of a half metal with a record-high curie temperature in perovskite oxides, *Advanced Materials* **34**, 2200626 (2022).
 - [11] Z. Liu, J. Peng, X. Wang, F. Temnikov, A. Ushakov, X. Ye, Z. Pan, J. Zhang, M. Pi, S. Tang, K. Chen, F. Radu, Z. Hu, C.-T. Chen, Z. Chi, Z. Pchelkina, V. Irkhin, Y. Shen, S. V. Streltsov, and Y. Long, High-pressure synthesis and high-performance half metallicity of quadruple perovskite oxide $\text{DyCu}_3\text{Fe}_2\text{Re}_2\text{O}_{12}$, *Fundamental Research* (2024).
 - [12] J. Zhang, F. Temnikov, X. Ye, X. Wang, Z. Pan, Z. Liu, M. Pi, S. Tang, C.-T. Chen, C.-W. Pao, *et al.*, Large Manipulation of Ferrimagnetic Curie Temperature by A-Site Chemical Substitution in $\text{ACu}_3\text{Fe}_2\text{Re}_2\text{O}_{12}$ ($A = \text{Na}$, Ca , and La) Half Metals, *Inorganic Chemistry* (2025).
 - [13] A. I. Poteryaev, Z. V. Pchelkina, S. V. Streltsov, Y. Long, and V. Yu. Irkhin, Highly correlated electronic state in the ferrimagnetic quadruple perovskite $\text{CuCu}_3\text{Fe}_2\text{Re}_2\text{O}_{12}$, *JETP Letters* **121**, 67 (2025).
 - [14] D. Wang, M. Shaikh, S. Ghosh, and B. Sanyal, Prediction of half-metallic ferrimagnetic quadruple perovskites $\text{ACu}_3\text{Fe}_2\text{Re}_2\text{O}_{12}$ ($A = \text{Ca}$, Sr , Ba , Pb , Sc , Y , La) with high Curie temperatures, *Physical Review Materials* **5**, 054405 (2021).
 - [15] G. Kresse and J. Furthmüller, Efficient iterative schemes for ab initio total-energy calculations using a plane-wave basis set, *Physical review B* **54**, 11169 (1996).
 - [16] J. P. Perdew, K. Burke, and M. Ernzerhof, Generalized gradient approximation made simple, *Physical review letters* **77**, 3865 (1996).
 - [17] S. L. Dudarev, G. A. Botton, S. Y. Savrasov, C. Humphreys, and A. P. Sutton, Electron-energy-loss spectra and the structural stability of nickel oxide: An LSDA+U study, *Physical Review B* **57**, 1505 (1998).
 - [18] L. Sun, J. Han, Q. Ge, X. Zhu, and H. Wang, Understanding the role of Cu^+/Cu^0 sites at Cu_2O based catalysts in ethanol production from CO_2 electroreduction - A DFT study, *RSC advances* **12**, 19394 (2022).
 - [19] J. Hong, A. Stroppa, J. Íñiguez, S. Picozzi, and D. Vanderbilt, Spin-phonon coupling effects in transition-metal perovskites: A DFT+U and hybrid-functional study, *Physical Review B—Condensed Matter and Materials Physics* **85**, 054417 (2012).
 - [20] T.-W. Lim, S.-D. Kim, K.-D. Sung, Y.-M. Rhyim, H. Jeon, J. Yun, K.-H. Kim, K.-M. Song, S. Lee, S.-Y. Chung, *et al.*, Insights into cationic ordering in Re-based double perovskite oxides, *Scientific reports* **6**, 19746 (2016).
 - [21] Y. Long, unpublished.
 - [22] D. M. Korotin, V. Mazurenko, V. Anisimov, and S. Streltsov, Calculation of exchange constants of the Heisenberg model in plane-wave-based methods using the Green's function approach, *Physical Review B* **91**, 224405 (2015).
 - [23] H.-S. Kim and H.-Y. Kee, Crystal structure and magnetism in $\alpha\text{-RuCl}_3$: An ab initio study, *Physical Review B* **93**, 155143 (2016).
 - [24] M. R. Scudder, B. He, Y. Wang, A. Rai, D. G. Cahill, W. Windl, J. P. Heremans, and J. E. Goldberger, Highly efficient transverse thermoelectric devices with Re_4Si_7 crystals, *Energy & Environmental Science* **14**, 4009 (2021).
 - [25] Z. V. Pchelkina, E. V. Komleva, V. Yu. Irkhin, Y. Long, and S. V. Streltsov, Rattling phonon modes in quadruple perovskites, *JETP Letters* **118**, 738 (2023).
 - [26] A. L. Wysocki, J. K. Glasbrenner, and K. D. Belashchenko, Thermodynamics of itinerant magnets in a classical spin-fluctuation model, *Physical Review B—Condensed Matter and Materials Physics* **78**, 184419 (2008).
 - [27] G. Wysin, Onsager reaction-field theory for magnetic models on diamond and hcp lattices, *Physical Review B* **62**, 3251 (2000).