
TOPICLEAR: TOPIC EXTRACTION BY CLUSTERING EMBEDDINGS WITH ADAPTIVE DIMENSIONAL REDUCTION

Aoi Fujita, Taichi Yamamoto, Yuri Nakayama,
Graduate School of Frontier Sciences, The University of Tokyo
Chiba, Japan

Ryota Kobayashi
Graduate School of Frontier Sciences, The University of Tokyo
Chiba, Japan
Mathematics and Informatics Center, The University of Tokyo
Tokyo, Japan
r-koba@edu.k.u-tokyo.ac.jp

ABSTRACT

Rapid expansion of social media platforms such as X (formerly Twitter), Facebook, and Reddit has enabled large-scale analysis of public perceptions on diverse topics, including social issues, politics, natural disasters, and consumer sentiment. Topic modeling is a widely used approach for uncovering latent themes in text data, typically framed as an unsupervised classification task. However, traditional models—designed for longer, formal documents—struggle with short social media posts due to limited co-occurrence statistics, fragmented semantics, inconsistent spelling, and informal language. To address these challenges, we propose a new method, TopicLEAR: Topic extraction by CLustering Embeddings with Adaptive dimensional Reduction. Specifically, each text is embedded using Sentence-BERT (SBERT) and provisionally clustered using Gaussian Mixture Models (GMM). Next, the clusters are refined iteratively using a supervised projection based on linear discriminant analysis, followed by GMM-based clustering until convergence. Notably, our method operates directly on raw text, eliminating the need for preprocessing steps such as stop-word removal. We evaluate our approach on four diverse datasets—20News, AgNewsTitle, Reddit, and TweetTopic—each containing human-labeled topic information. Compared to seven baseline methods, including a recent SBERT-based method and a zero-shot generative AI method, our approach achieves the highest level of similarity to human-annotated topics, with significant improvements in both social media posts and online news articles. Additionally, qualitative analysis shows that our method produces topics that are more interpretable, highlighting its potential for applications in social media data and web content analytics.

Keywords Topic extraction · Short text · Embedding · Dimensionality reduction · Gaussian Mixture model

1 Introduction

Rise of user-generated content on platforms like X (formerly Twitter), Facebook, and Reddit has opened new avenues for large-scale analysis of public discourse [1, 2]. These platforms provide opportunities for individuals to express opinions, share experiences, and react to events in real time. As a result, short texts—often informal, fragmented, and context-dependent—have become the dominant form of communication on the web. Extracting meaningful themes or topics from such text data is essential to analyze public perceptions on diverse topics, including social issues [3, 4], politics [5, 6], natural disasters [7, 8], and consumer opinions [9, 10].

Topic modeling has long been a cornerstone of text mining and natural language processing, offering unsupervised methods for discovering latent topics in documents [11, 12]. Classical models such as Latent Dirichlet Allocation

(LDA) [13] have demonstrated success in analyzing formal documents, including news articles and academic papers [11]. However, these models depend on word frequency statistics, which often fail when applied to short or informal texts [14]. Social media posts, in particular, pose unique challenges due to their brevity, informal language, inconsistent spelling, and lack of syntactic structure [15, 16].

The advent of pre-trained language models [17] has marked a paradigm shift toward semantic-based text analysis. Among these, Sentence-BERT (SBERT) [18] stands out as a pivotal advancement for efficiently quantifying sentence similarity. By embedding semantically similar sentences into nearby points in a vector space, SBERT enables scalable and direct comparison of texts using cosine similarity. Notably, SBERT has demonstrated strong performance in identifying semantically equivalent questions [18]. This capability has become foundational in dense retrieval, transforming a wide range of practical applications. For example, SBERT-based models have been successfully employed to retrieve relevant passages from large-scale corpora in response to natural language queries [19, 20]. Furthermore, this approach has been extended to bridge natural language and source code, allowing developers to search for code snippets by describing their intent in plain language [21, 22]. The success of semantic similarity in retrieval tasks motivates its broader application to other core challenges in text mining, such as topic identification.

In this paper, we propose a novel framework for topic extraction, TopiCLEAR: Topic extraction by CLustering Embeddings with Adaptive dimensional Reduction.¹ The proposed method begins by embedding each text using SBERT, followed by initial clustering via Gaussian Mixture Models (GMM). To enhance topic separability, we iteratively refine the clusters using linear discriminant analysis and GMM until convergence. This approach not only improves cluster coherence but also eliminates the need for traditional preprocessing steps such as stop-word removal or stemming. We evaluate our method, TopiCLEAR, on four benchmark datasets—20News, AgNewsTitle, Reddit, and TweetTopic—all containing human-annotated topic labels.

Our contributions are threefold:

1. We introduce a topic extraction method, TopiCLEAR, that integrates contextual embeddings with adaptive dimension reduction.
2. TopiCLEAR achieves superior alignment with human-annotated topics in comparison to existing approaches, across diverse datasets, including short texts and social media posts.
3. We qualitatively assess the interpretability of TopiCLEAR using a Twitter dataset.

2 Related Works

2.1 Topic Extraction

Topic extraction refers to the automatic identification of underlying themes (or topics) within large volumes of text, such as news articles, academic papers, and books. In the context of topic extraction, the target texts are generally referred to as *documents*; we follow this convention throughout the paper. Among the various techniques for topic extraction, statistical methods known as topic models [11, 12] are the most widely used. Latent Dirichlet Allocation (LDA) [13] is a classical and well-established topic model. It is a probabilistic framework that represents each topic as a distribution over words and each document as a mixture of latent topics. LDA uncovers hidden thematic structures (i.e., topics) in documents using word count data, typically represented in a Bag-of-Words format. Due to its simplicity, LDA has inspired various extensions. For instance, the author-topic model [23] incorporates authorship information into the topic model. The correlated topic model [24] captures dependencies between topics. ProdLDA [25] enhances topic representation by modeling topic distributions as products of multiple probability distributions.

Traditional topic models rely solely on word frequency and do not account for semantic similarities between words. With the advancement of word embedding techniques in natural language processing, several models have been proposed that incorporate semantic information via text embeddings. Gaussian LDA [26], for example, defines topics as multivariate Gaussian distributions over word embedding vectors. The embedded topic model [27] leverages the inner product between word embeddings and topic vectors. The contextualized topic model [28] combines word count data with contextual embeddings derived from documents to infer topics more effectively.

More recently, topic extraction approaches have shifted toward embedding entire document collections into vector spaces followed by clustering. BERTopic [29], for example, generates document embeddings using pre-trained language models (e.g., BERT), reduces their dimensionality, and applies HDBSCAN for clustering. Similarly, Top2Vec [30] embeds both documents and words into a shared vector space and employs UMAP and HDBSCAN to identify topics. This study also adopts a similar embedding-and-clustering framework for topic extraction. However, it introduces a key

¹Source code available at <https://github.com/aoi8716/TopiCLEAR>.

innovation: adaptive dimension reduction. Unlike prior methods that rely on fixed or manually tuned dimensionality reduction techniques, our method optimizes the low-dimensional space to enhance clustering performance.

2.2 Evaluating topic quality

In machine learning, topic extraction from text is typically treated as an unsupervised learning task, specifically clustering. Since ground truth labels for each document are unavailable, evaluating the quality of extracted topics remains a challenging problem. Nevertheless, when reliable clustering results are available, such as those obtained through human annotation, metrics like the Adjusted Rand Index (ARI) [31] and Adjusted Mutual Information (AMI) [32] can be used to assess clustering performance.

An alternative approach involves topic coherence metrics, which aim to quantify the semantic coherence within a topic. One of the earliest such metric is UCI coherence [33], defined as the average Pointwise Mutual Information (PMI) of word pairs that frequently occur within a topic. A high UCI score indicates that top words in a topic tend to co-occur in the corpus. Aletras and Stevenson [34] extended this idea by introducing Normalized PMI (NPMI), which showed stronger alignment with human judgments. Furthermore, Röder et al. [35] proposed the C_v metric by systematically exploring various coherence metrics across public datasets. These metrics have become standard tools for evaluating and tuning topic models.

However, evaluating topic quality becomes more difficult when dealing with short texts, such as social media posts [14]. In such cases, word co-occurrence is sparse, and the coherence metrics that rely on co-occurrence statistics may fail to evaluate the interpretability of topics. In general, it is difficult to evaluate the relationship between various coherence metrics and human evaluations, including interpretability.

For example, Doogan and Buntine [36] found no correlation between coherence metrics and human interpretability in a tweet corpus. Similarly, Hoyle et al. [37] observed that even when coherence scores indicated significant differences between models, human annotators were unable to perceive those differences, questioning the validity of coherence-based comparisons. In contrast, Lim et al. [38] demonstrated that tuning the hyperparameters of coherence metrics can substantially improve their correlation with human evaluations. In this study, we examine the reliability of topic evaluation metrics by assessing their robustness to label noise.

3 Proposed Method: TopiCLEAR

We propose a method, TopiCLEAR, for extracting K topics from N documents based on their textual content. Here, the number of topics K is assumed to be given. The proposed method consists of two steps:

- Calculate document embeddings.
- Cluster the embeddings.

Algorithm 1 gives the pseudo-code of TopiCLEAR. The following subsections provide a detailed description of each step.

3.1 Document Embeddings

First, we use Sentence-BERT (SBERT) [18] to embed each document into a fixed-size vector (Algorithm 1, line 1). Unlike traditional word-level embeddings, SBERT encodes entire documents into single fixed-size vectors, enabling all documents to be embedded in a shared semantic space.

We use the `all-MiniLM-L6-v2`² model from Hugging Face to generate 384-dimensional embeddings. This model is based on a pre-trained MiniLM architecture [39] and has been fine-tuned on over one billion sentence pairs from diverse datasets. Let $\mathbf{x}_{\text{raw},n}$ be the embedding of document n , and X_{raw} be the matrix of all embeddings: $X_{\text{raw}} = [\mathbf{x}_{\text{raw},1}, \dots, \mathbf{x}_{\text{raw},N}]$.

3.2 Clustering of Embeddings

We now describe how each document is assigned to one of the K topics using its embedding $\mathbf{x}_{\text{raw},n}$ ($n = 1, \dots, N$). Our approach follows the concept of *Adaptive Dimension Reduction* (ADR) [40]: we alternate between extracting a low-dimensional feature space using the current clustering and reclustering using the updated space, thereby improving both jointly.

²<https://huggingface.co/sentence-transformers/all-MiniLM-L6-v2>

Algorithm 1 TopiCLEAR for extracting topics from text**Require:** document $text$, number of topics K , feature dimension D

```

1:  $X_{\text{raw}} \leftarrow \text{SBERT}(text)$ 
2:  $X_D \leftarrow \text{PCA}(X_{\text{raw}}, D)$ 
3:  $Y_D \leftarrow \text{normalize}(X_D)$ 
4:  $Y_{K-1} \leftarrow \text{PCA}(Y_D, K-1)$ 
5:  $H \leftarrow \text{GMM}(Y_{K-1})$ 
6: repeat
7:    $\hat{H} \leftarrow H$ 
8:    $Y_{K-1} \leftarrow \text{lda}(Y_D, H)$ 
9:    $H \leftarrow \text{GMM}(Y_{K-1})$ 
10: until  $\hat{H} = H$ 
11: return  $H$ 

```

As a preprocessing step, we employ principal component analysis (PCA) on the embeddings X_{raw} to obtain a D -dimensional vector $\mathbf{x}_{D,n}$ and then perform normalization to produce $\mathbf{y}_{D,n}$ (Algorithm 1, lines 2–3):

$$\mathbf{x}_{D,n} = \mathbf{W}_{\text{PCA}}^\top \mathbf{x}_{\text{raw},n}, \quad (1)$$

$$\mathbf{y}_{D,n} = \mathbf{x}_{D,n} / \|\mathbf{x}_{D,n}\|, \quad (2)$$

where \mathbf{W}_{PCA} is a matrix formed by stacking the top D principal vectors obtained from X_{raw} and $\|\mathbf{x}_{D,n}\|$ denotes the L^2 norm of the vector $\mathbf{x}_{D,n}$. The feature dimension D is set to $D = 64$. Similar to the embeddings, we obtain the data matrix by concatenation: $X_D = [\mathbf{x}_{D,1}, \dots, \mathbf{x}_{D,N}]$ and $Y_D = [\mathbf{y}_{D,1}, \dots, \mathbf{y}_{D,N}]$.

Next, we construct the initial features and topic assignments that seed the iteration (Algorithm 1, lines 4–5). We apply PCA again to the normalized data Y_D to obtain $(K-1)$ -dimensional features $Y_{K-1} = [\mathbf{y}_{K-1,1}, \dots, \mathbf{y}_{K-1,N}]$, and then cluster them using a Gaussian Mixture Model (GMM). That is, we assume each topic follows a Gaussian distribution:

$$P[z_n = k] = \pi_k, \\ p(\mathbf{y}_{K-1,n} | z_n = k) \propto \exp\left(-\frac{1}{2}(\mathbf{y}_{K-1,n} - \boldsymbol{\mu}_k)^\top \boldsymbol{\Sigma}_k^{-1}(\mathbf{y}_{K-1,n} - \boldsymbol{\mu}_k)\right),$$

where z_n is a latent variable representing the topic of the document n and π_k , $\boldsymbol{\mu}_k$, and $\boldsymbol{\Sigma}_k$ are the mixture weights, mean, and covariance for a topic $k = 1, \dots, K$, respectively. The parameters $\{\pi_k, \boldsymbol{\mu}_k, \boldsymbol{\Sigma}_k\}$ are fitted by maximizing the likelihood using the EM algorithm. The posteriors $\gamma_{n,k} = P[z_n = k | \mathbf{y}_{K-1,n}]$ are then calculated based on the fitted parameters. Finally, we assign each document to the maximum-posterior topic, $h_n = \text{argmax}_k \gamma_{n,k}$, and obtain the topic vector $H = \{h_n\}_{n=1}^N$. We use the implementation in the Python package `scikit-learn` [41] for these computations.

We then refine the initial features Y_{K-1} and the topic assignments H by alternately improving them based on the idea of ADR (Algorithm 1, lines 6–10). Here, we iterate A) extracting the features Y_{K-1} based on the topic assignments H , and B) reclustering based on Y_{K-1} to update the assignments H .

In step A), we apply linear discriminant analysis (lda) [42] for extracting the features Y_{K-1} from the normalized embeddings Y_D (not Y_{K-1}) and the current assignments H . The feature dimension is set to $K-1$, because lda with K topic labels can extract at most $K-1$ dimensional features [42].

lda performs linear feature extraction by computing $Y_{K-1} = \mathbf{W}_{\text{lda}}^\top Y_D$, where \mathbf{W}_{lda} is a transformation matrix optimized to maximize topic separability in the projected space. The objective function $J(\mathbf{W})$ to be maximized is defined as:

$$J(\mathbf{W}) = \frac{\text{tr}(\mathbf{W}^\top \mathbf{S}_B \mathbf{W})}{\text{tr}(\mathbf{W}^\top \mathbf{S}_W \mathbf{W})}, \quad (3)$$

Here, \mathbf{S}_W and \mathbf{S}_B denote the within-class and between-class scatter matrices, respectively, and are defined as:

$$\mathbf{S}_W = \sum_{k=1}^K \sum_{n \in C_k} (\mathbf{y}_{D,n} - \bar{\mathbf{y}}_{D,k})(\mathbf{y}_{D,n} - \bar{\mathbf{y}}_{D,k})^\top, \quad (4)$$

$$\mathbf{S}_B = \sum_{k=1}^K N_k (\bar{\mathbf{y}}_{D,k} - \bar{\mathbf{y}}_D)(\bar{\mathbf{y}}_{D,k} - \bar{\mathbf{y}}_D)^\top, \quad (5)$$

Table 1: Statistics of four datasets used in this study

Dataset	Number of Topics	Average Words/Documents	Vocabulary Size
20News	20	135.2	36037
AgNewsTitle	4	5.2	11513
Reddit	5	34.6	15945
TweetTopic	6	12.3	3100

where $C_k = \{n : h_n = k\}$ is the set of documents assigned to topic k , $N_k = |C_k|$ is the number of documents in topic k , $\bar{\mathbf{y}}_D = \frac{1}{N} \sum_{n=1}^N \mathbf{y}_{D,n}$ is the global mean, and $\bar{\mathbf{y}}_{D,k} = \frac{1}{N_k} \sum_{n \in C_k} \mathbf{y}_{D,n}$ is the class mean of topic k .

In step B), we recluster the updated features Y_{K-1} with the same GMM procedure to obtain a new assignment H .

ADR iterates steps A) and B) until the resulting assignment H no longer changes. Ding and Li [40] report that their ADR variant (they use k -means for clustering, instead of GMM) typically converges in about 10 iterations. Accordingly, we set the maximum number of iterations to 10. We adopted GMM for clustering because it improves the quality of extracted topics.

4 Experimental Setup

In this section, we describe the datasets used in this study, the baseline methods employed for comparison with our proposed approach (TopiCLEAR), and the metrics used to evaluate the quality of the extracted topics.

4.1 Datasets

We evaluated the performance of the proposed method, TopiCLEAR, using the following four real-world datasets. These datasets also include human-annotated classifications. Table 1 summarizes the statistical information for these datasets.

Both 20News and AgNewsTitle are composed of data from online news articles and thus exhibit written language characteristics. 20News contains relatively long articles, averaging about 135 words. AgNewsTitle consists of news titles averaging about five words. In contrast, Reddit and TweetTopic consist of social media posts that contain a lot of slang and colloquial expressions. Reddit has an average document length of about 35 words, while TweetTopic is shorter at an average of about 12 words. A brief description of these datasets is provided below:

20News : This dataset [43] contains 18,806 news articles. Each article has been assigned to one of 20 topic categories, including [medicine], [gun issues], and [Middle East politics].

AgNewsTitle : This dataset [44] contains 119,794 titles of news articles. Each article is assigned to one of four topic categories: [World], [Science/Technology], [Sports], and [Business]. While the original dataset also includes the texts of articles, this study focuses exclusively on the titles to assess performance on short texts.

Reddit : This dataset [45] consists of parent comments and their related comments (total 37,933 comments) from Reddit subreddit pages. Each comment is assigned to one of the following five categories based on the subreddit page: [PC], [News], [Movies], [American Football], or [Human Relationships].

TweetTopic : This dataset [46] contains 6,997 Twitter posts. Five annotators categorized these posts into one of six topics: [art & culture], [business], [pop culture], [daily life], [sports & gaming], and [science & technology].

4.2 Baseline methods for comparison

This study compared TopiCLEAR with seven existing methods as baselines. The conventional methods are classified into three groups: Topic models, Topic models with embeddings, and Language model-based methods.

4.2.1 Topic models

Topic models are a statistical tool used to extract the “topics” within a set of documents. We chose three representative topic models as baselines.

First, we adopted **Latent Dirichlet Allocation (LDA)** [13], a standard topic model based on word distribution. Next, we adopted **Biterm Topic Model (BTM)** [47], which incorporates word pair distributions, as well as **ProdLDA** [25],

which was modified to allow for a mixture of topics within individual words. Three preprocessing procedures were performed for these methods:

1) Removal of stopwords (e.g., “the”, “is”, “and”, etc.). We used `nltk.stopwords.words`³ and `stop_words.get_stop_words`⁴.

2) Removal of symbols and special characters (e.g., “=” and “s”).

3) Exclusion of words occurring five times or less, and words composed solely of non-alphanumeric characters.

We used the implementation provided by OCTIS [48] for LDA/ProdLDA, and the implementation provided by the original authors for BTM⁵.

4.2.2 Topic models with embeddings

We adopted the **Embedded Topic Model (ETM)** [27] and **Contextualized Topic Model (CTM)** [28]. Both models utilize word distributions and embeddings. In this study, the word embeddings used in ETM were learned from the dataset. As with TopiCLEAR, we use SBERT for the document embeddings used in CTM. We also used the implementation provided by OCTIS for ETM and CTM. Note that both ETM and CTM are also methods based on the number of occurrences (Bag-of-Words). Therefore, they underwent the same preprocessing as topic models.

4.2.3 Language model-based methods

We adopted two methods based on language models, which are similar to TopiCLEAR. First, we adopted **BERTopic** [29], which extracts topics by clustering document embeddings using the HDBSCAN algorithm [49]. Again, we use SBERT for the document embeddings used in TopiCLEAR. We used the implementation provided by the original authors⁶.

Furthermore, we employed a recent **Generative AI** approach to extract topics. We used the web chat interface of Google Gemini (Gemini 2.5 Flash[50])⁷ to perform topic extraction. Initially, we attempted unsupervised classification, which involves classifying text data without providing any labels. However, Gemini was unable to perform the task. Therefore, we switched to the zero-shot classification task, which involves providing labels and information (e.g., “American football” in the Reddit dataset) and subsequently classifying the documents based on the labels. The following prompt was used, and the dataset was provided as a CSV file attachment.

Use an LLM to perform a topic analysis. Classify the content of the documents in the csv file into K categories. Finally, save the results to a csv file: [{LABEL NAME_1}, {LABEL NAME_2}, ..., {LABEL NAME_K}].

It is important to note that the label names (i.e., topic names) and the number of topics K were changed according to the dataset. As the generative AI approach used topic information, this cannot be considered a fair comparison. Nevertheless, the results are included for reference.

4.3 Evaluation metrics for extracted topics

We measured the quality of the extracted topics using five commonly employed metrics. These metrics can be divided into two categories: topic coherence and clustering measures.

4.3.1 Topic coherence

Topic coherence measures quantify the extent to which the most frequent words within a topic (the top n words) constitute a coherent concept. In this study, we calculated the topic coherence of each topic and evaluated the quality of the methods based on the average topic coherence for all the topics in the dataset. This study adopted three topic coherence measures: UCI, Normalized PMI (NPMI), and C_v .

UCI coherence C_{UCI} : UCI Coherence [33] is defined as the average Pointwise Mutual Information (PMI) across all pairs among the top n words within a topic, resulting in $n(n-1)/2$ word pairs. For a given word pair (w_i, w_j) , PMI is defined as follows: $PMI(w_i, w_j) = \log \frac{P(w_i, w_j)}{P(w_i)P(w_j)}$, where $P(w_i)$ denotes the probability of the word w_i , and $P(w_i, w_j)$ represents the probability that both w_i and w_j appear within a sliding window in the document. A higher coherence value indicates that frequent words within a topic tend to co-occur more often. The UCI coherence score

³<https://github.com/nltk/nltk>

⁴<https://github.com/Alir3z4/stop-words>

⁵<https://github.com/markoarnauto/biterm>

⁶<https://github.com/MaartenGr/BERTopic>

⁷<https://gemini.google.com/>

C_{UCI} was computed using the `CoherenceModel` from the Gensim library [51], with a sliding window size of 10 and the top $n = 10$ words per topic.

Normalized PMI (NPMI) coherence C_{NPMI} : NPMI [52] is similarly defined as the average NPMI score across all pairs of the top n words within a topic. For a word pair (w_i, w_j) , the NPMI is given by: $NPMI(w_i, w_j) := -\frac{PMI(w_i, w_j)}{\log P(w_i, w_j)}$. Similar to the UCI coherence measure, a higher NPMI score suggests stronger co-occurrence among frequent topic words. However, NPMI is normalized to the range $[-1, 1]$, making it more interpretable across different datasets. In our experiments, the NPMI coherence C_{NPMI} was also computed using the `CoherenceModel` from Gensim [51], with a sliding window size of 10 and the top $n = 10$ words per topic.

C_v : C_v quantifies the contextual similarity among the top n words within a topic. The context vector of word w_i is defined by its NPMI with other frequently occurring words:

$$v(w_i) = (NPMI(w_i, w_1), \dots, NPMI(w_i, w_n)),$$

where w_1, \dots, w_n denote top n words within a topic. The similarity between word pairs w_i and w_j is defined as the cosine similarity of $v(w_i)$ and $v(w_j)$. Finally, C_v is defined by the average similarity of all word pairs in the top n words. In our experiments, C_v was also computed using the `CoherenceModel` from the Gensim [51], with a sliding window size of 110 and the top $n = 10$ words per topic.

4.3.2 Clustering measures

In unsupervised clustering tasks, clustering measures are used to evaluate the similarity between two clustering results. Two clustering measures are adopted in this study: Adjusted Rand Index and Adjusted Mutual Information.

Adjusted Rand Index (ARI)[31]: The ARI score is based on the Rand Index (RI) [53], correcting for chance agreement between the two partitions. The ARI is defined as follows:

$$ARI = \frac{RI - \mathbb{E}[RI]}{1 - \mathbb{E}[RI]},$$

where RI is the RI and $\mathbb{E}[RI]$ is its expectation. RI is the percentage of decisions that are consistent between two clusterings: $RI = (a + b)/n_{pair}$, where a (b) represents the number of pairs that belong to the same (different) clusters in both of the clustering results, respectively, $n_{pair} = N(N - 1)/2$ is the number of pairs, and N is the number of documents in a dataset. The ARI score is 1 when two clustering results are identical and 0 when they are as similar as if clustered randomly. When the similarity is less than that expected by chance, the ARI score is negative.

Adjusted Mutual Information (AMI) [32]: The AMI score is based on the mutual information, correcting for chance agreement between the two partitions. The AMI is defined as follows:

$$AMI = \frac{MI(U, V) - \mathbb{E}[MI(U, V)]}{\bar{H}(U, V) - \mathbb{E}[MI(U, V)]},$$

where $U = \{U_1, U_2, \dots, U_{K_U}\}$ and $V = \{V_1, V_2, \dots, V_{K_V}\}$ (U_i and V_i denotes the set of documents assigned in topic i) represent the clustering results, $MI(U, V)$ is mutual information between the partitions, and $\mathbb{E}[MI(U, V)]$ is its expectation. $\bar{H}(U, V) := (H(U) + H(V))/2$ denotes the average of the entropies, where $H(U)$ and $H(V)$ are the entropies associated with the clustering. As with the ARI score, the AMI score is 1 when two clustering results are identical and 0 when they are as similar as if clustered randomly. When the similarity is less than that expected by chance, the AMI score is negative.

5 Experimental Results

Although several metrics have been proposed for evaluating topic extraction (Section 2.2), a standardized evaluation framework has yet to be established. Section 5.1 explores the robustness of existing metrics in the presence of label noise. Section 5.2 applies the metrics identified in Section 5.1 to assess the performance of the proposed method (TopiCLEAR) alongside seven baseline approaches. Additionally, we investigate how document length influences model performance.

5.1 Effect of label noise on evaluation measures

Evaluating topic quality in short texts remains a challenge, as no established measures exist [14]. We analyze how label noise affects existing evaluation metrics to assess their reliability. Label noise introduces randomness into topic assignments, making clustering results increasingly resemble random partitions.

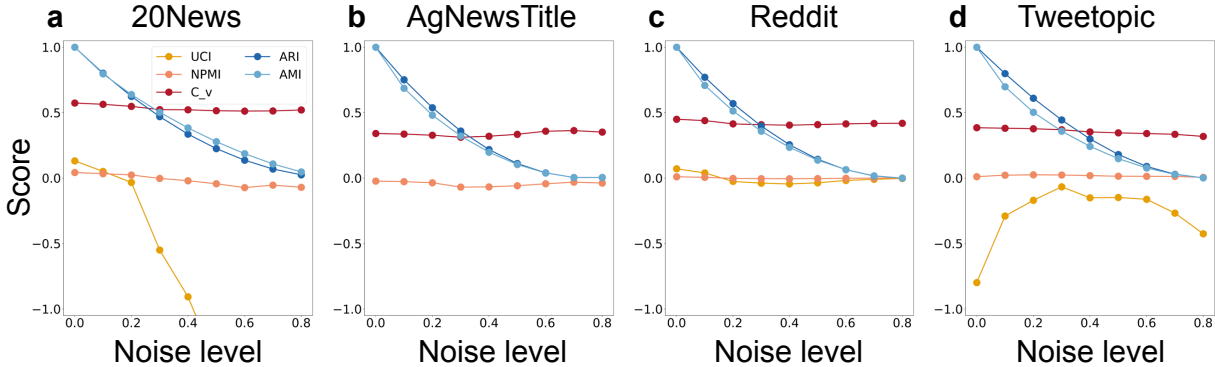


Figure 1: Effect of the label noise on the evaluation measures for topic extraction. Five evaluation measures (C_{UCI} , C_{NPMI} , C_v ; ARI, and AMI) were calculated from the data obtained by adding label noise to the ground truth data. The noise level p_n was increased from 0 to 0.8. We plotted the average values from 40 experiments. Note that the UCI coherence values were not plotted in panels a and b, because they were too small.

Table 2: Spearman correlation coefficient ρ between the noise level p_n and the evaluation measures for topic extraction. Bold letters indicate $\rho < -0.95$.

Measure	20News	AgNewsTitle	Reddit	TweetTopic
C_v	-0.994	0.497	-0.900	-0.281
C_{NPMI}	-0.994	-0.298	-0.382	-0.239
C_{UCI}	-0.993	0.104	0.067	-0.248
ARI	-0.995	-0.988	-0.995	-0.995
AMI	-0.995	-0.978	-0.995	-0.995

We computed five evaluation measures on clustering results generated by adding label noise into human-annotated topic labels. Specifically, we adopted a uniform label noise model [54]. In this model, the topic assignment for document i is replaced by a uniform distribution over $\{1, \dots, K\}$ (where K is the number of topics) with probability p_n . The expected proportion of clustering results that match before and after adding noise is $1 - \frac{K-1}{K}p_n$. As the noise level p_n increases, the expected agreement between original and noisy labels decreases, leading to degraded clustering performance.

Figure 1 shows the effect of the noise level (p_n) on evaluation measures. For all datasets, ARI and AMI decreased as the noise level increased. In contrast, NPMI and C_v remained nearly constant regardless of the noise level. Furthermore, we calculated the Spearman rank correlation coefficient ρ between the noise level p_n and the evaluation measures (Table 2). Since higher noise levels degrade topic quality, a strong negative correlation is expected. ARI and AMI exhibited correlation coefficients close to -1 , with $\rho \leq -0.97$ across all four datasets. By contrast, the topic coherence measures (C_{UCI} , C_{NPMI} , and C_v) showed correlations close to zero and even positive correlations for some datasets. For the 20News dataset, the coherence-based measures also yielded correlation coefficients close to -1 . These findings indicate that coherence-based metrics are unreliable for evaluating topic quality in short or heterogeneous texts, such as those found in social media. Hereafter, the quality of extracted topics is evaluated using ARI and AMI.

5.2 Quantitative Evaluation of Extracted Topics

We compare the performance of the proposed method (TopiCLEAR) against seven baseline approaches (Section 4.2) using two clustering metrics—Adjusted Rand Index (ARI) and Adjusted Mutual Information (AMI) (Section 4.3)—across four datasets (Section 4.1). Table 3 presents the ARI scores for all methods. TopiCLEAR consistently outperforms the baselines, achieving the highest ARI and AMI scores across all datasets (see Appendix A for AMI results). These results suggest that our method produces topic clusters that closely match human annotations, even for short or informal texts such as news titles and social media posts. Below, we briefly summarize the performance of the baseline methods. LDA performed relatively well on the 20News dataset (ranking 3rd), but its performance deteriorated dramatically on shorter texts (AgNewsTitle) and colloquial content (Reddit and TweetTopic). BTM, which incorporates word-pair distributions, achieved strong results on short documents (2nd place on AgNewsTitle), but its performance remained

Table 3: Topic extraction quality measured by Adjusted Rand Index (ARI). Bold letters indicate the best method.

Method	20News	AgNewsTitle	Reddit	TweetTopic
LDA	0.215	0.035	0.139	0.024
biterm	0.217	0.354	0.163	0.086
ProdLDA	0.165	0.212	0.077	0.105
ETM	0.066	0.131	0.125	0.008
CTM	0.179	0.242	0.152	0.125
BERTopic	0.027	0.005	0.096	0.026
Generative AI	0.092	0.042	0.058	0.167
TopiCLEAR	0.446	0.529	0.418	0.307

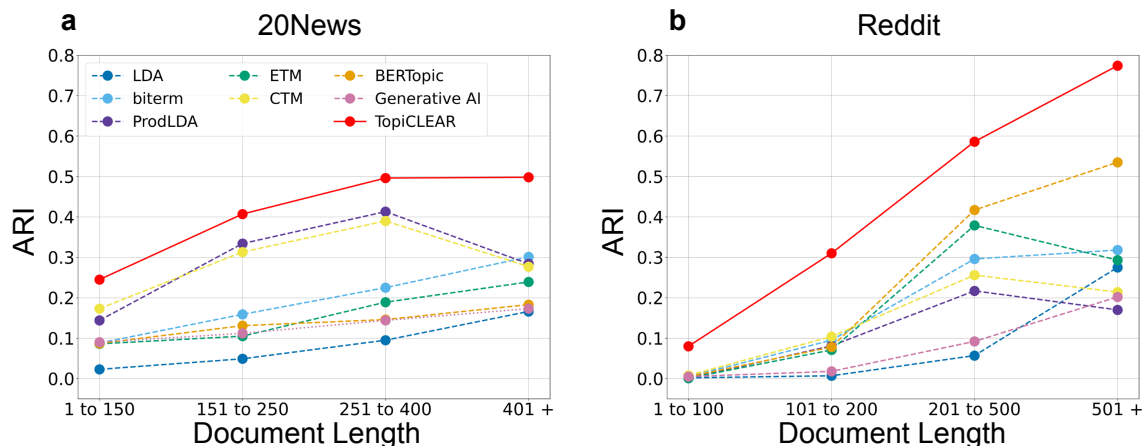


Figure 2: Dependence of ARI score on the document length, i.e., word count. Two datasets, a) 20News and b) Reddit, were examined.

low on colloquial datasets ($ARI < 0.2$). BERTopic tended to over-segment topics in short documents, leading to lower ARI scores.

To further assess performance on short texts, we analyzed topic quality across different document lengths using two relatively long datasets: 20News and Reddit. Each dataset was divided into four groups according to word count. For 20News, the groups were: [1–150], [151–250], [251–400], and [401+], with approximately equal numbers of documents in each. For Reddit, we adopted the grouping scheme defined in the literature [45]: [1–100], [101–200], [201–500], and [501+].

We applied the proposed method (TopiCLEAR) and baseline models to each document group and computed ARI and AMI scores. Figure 2 illustrates the effect of document length on ARI score (see Appendix A for AMI results). TopiCLEAR achieved the highest ARI and AMI scores across all document length groups. These findings reinforce that combining SBERT embeddings with adaptive, projection-based clustering is an effective strategy for extracting high-quality topics from short texts.

6 Qualitative Evaluation

As a case study, we compare the topics extracted from the TweetTopic dataset using two methods: our proposed method (TopiCLEAR) and the standard LDA. Table 4 presents the top 20 words for each topic identified by both methods. To align topics across the two methods, we apply a greedy matching algorithm based on cosine similarity. The similarity scores (≤ 0.14) indicate that the topics obtained by TopiCLEAR differ from those obtained by LDA. We further focus on the “pop culture” topic, as identified by human annotators. The representative 20 words associated with this topic are highlighted in bold. These words were selected by computing the delta TF-IDF [55] between the “pop culture” topic and the average across all topics. Most of these bolded words appear prominently in Topic 5 extracted by TopiCLEAR, whereas the remaining top words in Topic 5 (e.g., “URLs” and “usernames”) are more generic terms. In contrast, the bolded words are scattered across three topics (Topics 4, 5, and 6) in the LDA results (shown on the right side of

Table 4: Top 20 words in each topic, as extracted by the proposed method (TopiCLEAR) (Left) and LDA (Right) from the TweetTopic dataset. Top 20 most specific words in the “pop culture” topic identified by the delta TF-IDF [55] are shown in bold. Sim represents the cosine similarity between topics.

Topic	TopiCLEAR	LDA	Sim
1	username, url, via, ufc, league, win, game, fight, vs, city, fc, manchester, final, time, match, back, today, football, first, united	username, url, league, game, football, team, thank, happy, please, day, city, win, time, love, stay, bts_twt , today, state, still, make	0.140
2	url, username, via, news, new, change, please, time, climate, trump, us, movie , like, people, get, one, make, bad, star, watch	username, love, like, one, get, url, today, time, every, really, year, got, please, back, game, ever, top, vs, good, need	0.119
3	username, url, game, nfl, win, state, team, football, via, chiefs, first, season, one, vs, today, ohio, bowl, series, get, browns	username, url, game, see, morning, great, make, new, sure, video , listen, well, going, win, let, hope, pretty, made, team, get	0.079
4	username, url, via, new, game, time, get, day, one, see, love, live, today, youtube , great, night, year, team, back, win	url, username, via, new, bts_twt , ufc, permission , dance , spotify , watch, bts , get, vs, youtube , first, year, butter, trump, like, live	0.067
5	url, username, music , new, video , via, youtube , album , song , official , love, harry , live, bts_twt , styles , spotify , listen, nowplaying , bts , watermelon	url, via, music , youtube , video , new, official , username, day, live, check, apple, album , news, love, world, happy, song , father, lyrics	0.036
6	username, url, love, day, happy, via, new, year, thank, time, please, see, one, like, great, today, us, much, good, family	username, url, new, via, happy, music , day, time, love, video , youtube , first, one, news, song , great, album , get, thanks, us	0.031

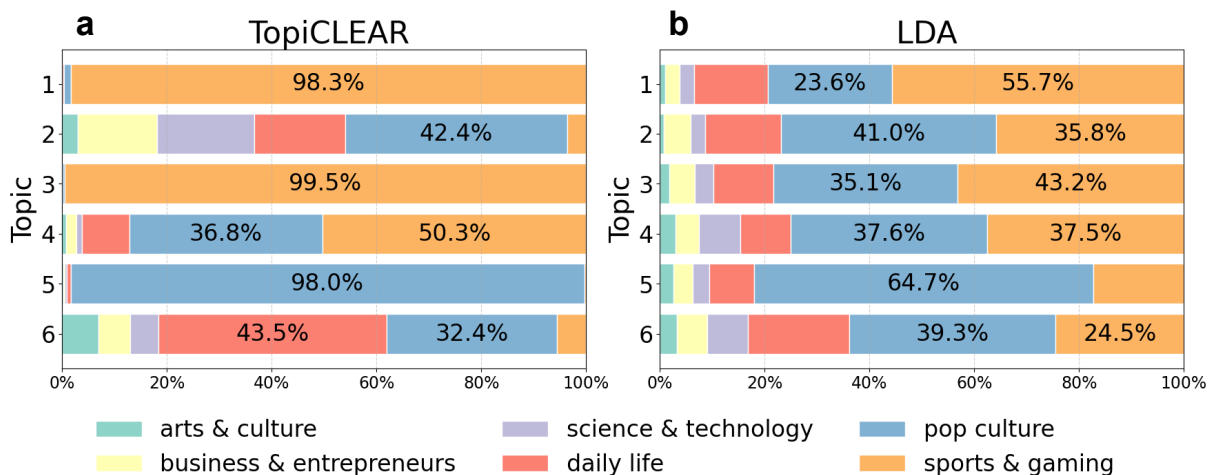


Figure 3: Composition ratio of human-annotated topics for topics extracted by (a) TopiCLEAR and (b) LDA from the TweetTopic dataset.

Table 4). These observations suggest that TopiCLEAR more effectively captures the “pop culture” topic identified by annotators, whereas LDA fails to isolate it as a topic.

To assess topic interpretability, we examine the documents most confidently assigned to each topic (i.e., those with the highest posterior probability) extracted by our method. Topics 1 and 3 contain a large number of tweets related to sports, while Topic 5 contains numerous music-related tweets. According to the annotators’ classification, 98.3% and 99.5% of the tweets in Topics 1 and 3, respectively, were assigned to “sports & gaming,” while 98.0% of the tweets in Topic 5 were assigned to “pop culture” (Figure 3). Additionally, Topic 1 focused primarily on internationally popular sports such as football (Premier League) and UFC, while Topic 3 centered on sports popular in the United States, such as the NBA and NFL. Topic 6 consisted mainly of personal messages celebrating holidays such as Easter or expressing

greetings to family and other loved ones. Although the annotators classified Topic 6 as a mixture of multiple topics, its content remained interpretable.

We then interpret the topics extracted by LDA by reviewing the documents most confidently assigned to each topic. Topic 1 contains a mix of sports-related and music-related tweets, whose top words include a music-related term “bts_twt”. Topics 3 and 5 also contain a mix of sports-related and music-related tweets. According to the annotators’ classification, each of the six topics contains a mixture of tweets, with categories including “pop culture,” “daily life,” and “sports & gaming.” (Figure 3, see Appendix B for details)

These results suggest that the topics obtained by TopiCLEAR are highly interpretable. Specifically, the majority of the generated topics closely matched the annotators’ classifications (Topics 1, 3, and 5), or could be readily interpreted through a review of representative documents. In contrast, each topic extracted by LDA was a mixture of topics identified by the annotators. Manual inspection revealed that LDA often merged distinct themes into single topics, reducing interpretability.

7 Conclusion

We proposed a new method, TopiCLEAR, for identifying topics from texts by combining document-level contextual embeddings (e.g., SBERT) with adaptive dimension reduction (ADR). First, we examined evaluation measures for topic quality. We found that clustering-based measures such as ARI and AMI are effective, even for short texts or social media posts. Next, we compared topic quality across four datasets—ranging from news articles to social media posts. The results showed that the proposed method (TopiCLEAR) achieved higher ARI and AMI scores than seven baseline methods. Finally, we compared the topics obtained using TopiCLEAR and the standard LDA method for the TweetTopic dataset. We found that TopiCLEAR successfully identified topics corresponding to the topic classification results of human annotators. In addition, these topics were more interpretable than those obtained by LDA. These results highlight the effectiveness of our approach for extracting interpretable topics from diverse corpora, including short and informal texts. Furthermore, our method requires no preprocessing and yields easily understandable results, making it well-suited for large-scale analysis of social media data.

Acknowledgements

We thank Yuka Takedomi for the stimulating discussions. This study was supported by the World-leading Innovative Graduate Study Program in Proactive Environmental Studies (WINGS-PES), the University of Tokyo, to T.Y., and JSPS KAKENHI (Nos. JP21H03559, JP22H03695, and JP23K24950), JST FOREST (No. JPMJFR2320), and AMED (No. JP223fa627001) to R.K.

References

- [1] David Lazer, Alex Pentland, Lada Adamic, Sinan Aral, Albert-László Barabási, Devon Brewer, Nicholas Christakis, Noshir Contractor, James Fowler, Myron Gutmann, et al. Computational social science. *Science*, 323(5915):721–723, 2009.
- [2] Haewoon Kwak, Changhyun Lee, Hosung Park, and Sue Moon. What is Twitter, a social network or a news media? In *Proceedings of the 19th International Conference on World Wide Web*, pages 591–600, Raleigh, NC, USA, 2010. Association for Computing Machinery.
- [3] Ryota Kobayashi, Yuka Takedomi, Yuri Nakayama, Towa Suda, Takeaki Uno, Takako Hashimoto, Masashi Toyoda, Naoki Yoshinaga, Masaru Kitsuregawa, and Luis E. C. Rocha. Evolution of public opinion on covid-19 vaccination in japan: Large-scale Twitter data analysis. *Journal of Medical Internet Research*, 24(12):e41928, 2022.
- [4] Kunihiro Miyazaki et al. Public perception of generative AI on Twitter: an empirical study based on occupation and usage. *EPJ Data Science*, 13, 2024.
- [5] Justin Grimmer and Brandon M. Stewart. Text as data: The promise and pitfalls of automatic content analysis methods for political texts. *Political Analysis*, 21(3):267–297, 2013.
- [6] Ussama Yaqub, Soon Ae Chun, Vijayalakshmi Atluri, and Jaideep Vaidya. Analysis of political discourse on Twitter in the context of the 2016 US presidential elections. *Government Information Quarterly*, 34(4):613–626, 2017.

- [7] Son Doan, Bao-Khanh Ho Vo, and Nigel Collier. An analysis of Twitter messages in the 2011 tohoku earthquake. In *Electronic Healthcare (eHealth 2011)*, volume 91 of *Lecture Notes of the Institute for Computer Sciences, Social Informatics and Telecommunications Engineering*, pages 58–66, Berlin, Heidelberg, 2012. Springer.
- [8] Anita Saroj and Sukomal Pal. Use of social media in crisis management: a survey. *International Journal of Disaster Risk Reduction*, 48:101584, 2020.
- [9] Mohamed M. Mostafa. More than words: social networks’ text mining for consumer brand sentiments. *Expert Systems with Applications*, 40(10):4241–4251, 2013.
- [10] Kumar Ravi and Vadlamani Ravi. A survey on opinion mining and sentiment analysis: tasks, approaches and applications. *Knowledge-Based Systems*, 89:14–46, 2015.
- [11] David M. Blei. Probabilistic topic models. *Communications of the ACM*, 55(4):77–84, 2012.
- [12] Ike Vayansky and Sathish A. P. Kumar. A review of topic modeling methods. *Information Systems*, 94:101582, 2020.
- [13] David M. Blei, Andrew Y. Ng, and Michael I. Jordan. Latent dirichlet allocation. *Journal of Machine Learning Research*, 3:993–1022, 2003.
- [14] Jipeng Qiang, Zhenyu Qian, Yun Li, Yunhao Yuan, and Xindong Wu. Short text topic modeling techniques, applications, and performance: A survey. *IEEE Transactions on Knowledge and Data Engineering*, 34(3):1427–1445, 2022.
- [15] Bo Han and Timothy Baldwin. Lexical normalisation of short text messages: Makn sens a #twitter. In *Proceedings of the 49th Annual Meeting of the Association for Computational Linguistics: Human Language Technologies*, pages 368–378, Portland, OR, USA, 2011. Association for Computational Linguistics.
- [16] Jacob Eisenstein. What to do about bad language on the internet. In *Proceedings of the 2013 Conference of the North American Chapter of the Association for Computational Linguistics: Human Language Technologies*, pages 359–369, Atlanta, GA, USA, 2013. Association for Computational Linguistics.
- [17] Jacob Devlin, Ming-Wei Chang, Kenton Lee, and Kristina Toutanova. BERT: pre-training of deep bidirectional transformers for language understanding. In *Proceedings of the 2019 Conference of the North American Chapter of the Association for Computational Linguistics: Human Language Technologies, Volume 1 (Long and Short Papers)*, pages 4171–4186, Minneapolis, MN, USA, 2019. Association for Computational Linguistics.
- [18] Nils Reimers and Iryna Gurevych. Sentence-BERT: Sentence embeddings using Siamese BERT-networks. In *Proceedings of the 2019 Conference on Empirical Methods in Natural Language Processing and the 9th International Joint Conference on Natural Language Processing*, pages 3982–3992, Hong Kong, China, 2019. Association for Computational Linguistics.
- [19] Vladimir Karpukhin, Barlas Oguz, Sewon Min, Patrick Lewis, Ledell Wu, Sergey Edunov, Danqi Chen, and Wen-tau Yih. Dense passage retrieval for open-domain question answering. In *Proceedings of the 2020 Conference on Empirical Methods in Natural Language Processing*, pages 6769–6781, Online, 2020. Association for Computational Linguistics.
- [20] Omar Khattab and Matei Zaharia. ColBERT: Efficient and effective passage search via contextualized late interaction over BERT. In *Proceedings of the 43rd International ACM SIGIR Conference on Research and Development in Information Retrieval*, pages 39–48, Online, 2020. Association for Computing Machinery.
- [21] Zhangyin Feng, Daya Guo, Duyu Tang, Nan Duan, Xiaocheng Feng, Ming Gong, Linjun Shou, Bing Qin, Ting Liu, Daxin Jiang, and Ming Zhou. CodeBERT: A pre-trained model for programming and natural languages. In *Findings of the Association for Computational Linguistics: EMNLP 2020*, pages 1536–1547, Online, November 2020. Association for Computational Linguistics.
- [22] Hamel Husain, Ho-Hsiang Wu, Tiferet Gazit, Miltiadis Allamanis, and Marc Brockschmidt. Codesearchnet challenge: Evaluating the state of semantic code search, 2019.
- [23] Michal Rosen-Zvi, Thomas L. Griffiths, Mark Steyvers, and Padhraic Smyth. The author-topic model for authors and documents. In *Proceedings of the 20th Conference on Uncertainty in Artificial Intelligence (UAI 2004)*, pages 487–494. AUAI Press, 2004.
- [24] David M. Blei and John D. Lafferty. A correlated topic model of science. *The Annals of Applied Statistics*, 1(1):17–35, 2007.
- [25] Akash Srivastava and Charles A. Sutton. Autoencoding variational inference for topic models. In *Proceedings of the 5th International Conference on Learning Representations (ICLR 2017)*, 2017.

- [26] Rajarshi Das, Manzil Zaheer, and Chris Dyer. Gaussian LDA for topic models with word embeddings. In *Proceedings of the 53rd Annual Meeting of the Association for Computational Linguistics and the 7th International Joint Conference on Natural Language Processing (Volume 1: Long Papers)*, pages 795–804, Beijing, China, 2015. Association for Computational Linguistics.
- [27] Adji B. Dieng, Francisco J. R. Ruiz, and David M. Blei. Topic modeling in embedding spaces. *Transactions of the Association for Computational Linguistics*, 8:439–453, 2020.
- [28] Federico Bianchi, Silvia Terragni, Dirk Hovy, Debora Nozza, and Elisabetta Fersini. Cross-lingual contextualized topic models with zero-shot learning. In *Proceedings of the 16th Conference of the European Chapter of the Association for Computational Linguistics: Main Volume*, pages 1676–1683, Online, 2021. Association for Computational Linguistics.
- [29] Maarten Grootendorst. Bertopic: Neural topic modeling with a class-based tf-idf procedure, 2022.
- [30] Dimo Angelov and Diana Inkpen. Topic modeling: Contextual token embeddings are all you need. In *Findings of the Association for Computational Linguistics: EMNLP 2024*, pages 13528–13539. Association for Computational Linguistics, 2024.
- [31] Lawrence Hubert and Phipps Arabie. Comparing partitions. *Journal of Classification*, 2(1):193–218, 1985.
- [32] Nguyen Xuan Vinh, Julien Epps, and James Bailey. Information theoretic measures for clusterings comparison: Is a correction for chance necessary? In *Proceedings of the 26th International Conference on Machine Learning*, pages 1073–1080, New York, NY, USA, 2009. Association for Computing Machinery.
- [33] David Newman, Jey Han Lau, Karl Grieser, and Timothy Baldwin. Automatic evaluation of topic coherence. In *Human Language Technologies: The 2010 Annual Conference of the North American Chapter of the Association for Computational Linguistics*, pages 100–108, Los Angeles, CA, USA, 2010. Association for Computational Linguistics.
- [34] Nikolaos Aletras and Mark Stevenson. Evaluating topic coherence using distributional semantics. In *Proceedings of the 10th International Conference on Computational Semantics – Long Papers*, pages 13–22, Potsdam, Germany, 2013. Association for Computational Linguistics.
- [35] Michael Röder, Andreas Both, and Alexander Hinneburg. Exploring the space of topic coherence measures. In *Proceedings of the 8th ACM International Conference on Web Search and Data Mining*, pages 399–408, New York, NY, USA, 2015. Association for Computing Machinery.
- [36] Caitlin Doogan and Wray Buntine. Topic model or topic twaddle? re-evaluating semantic interpretability measures. In *Proceedings of the 2021 Conference of the North American Chapter of the Association for Computational Linguistics: Human Language Technologies*, pages 3824–3848, Online, 2021. Association for Computational Linguistics.
- [37] Alexander Hoyle, Pranav Goel, Denis Peskov, Andrew Hian-Cheong, Jordan Boyd-Graber, and Philip Resnik. Is automated topic model evaluation broken? the incoherence of coherence. In *Advances in Neural Information Processing Systems 34*, pages 2018–2033, Red Hook, NY, USA, 2021. Curran Associates, Inc.
- [38] Jia Peng Lim and Hady W. Lauw. Aligning human and computational coherence evaluations. *Computational Linguistics*, 50(3):893–952, 2024.
- [39] Wenhui Wang, Furu Wei, Li Dong, Hangbo Bao, Nan Yang, and Ming Zhou. MiniLM: Deep self-attention distillation for task-agnostic compression of pre-trained transformers. In *Advances in Neural Information Processing Systems 33*, pages 5776–5788, Red Hook, NY, USA, 2020. Curran Associates, Inc.
- [40] Chris Ding and Tao Li. Adaptive dimension reduction using discriminant analysis and k-means clustering. In *Proceedings of the 24th International Conference on Machine Learning*, pages 521–528, New York, NY, USA, 2007. Association for Computing Machinery.
- [41] Fabian Pedregosa, Gaël Varoquaux, Alexandre Gramfort, Vincent Michel, Bertrand Thirion, Olivier Grisel, Mathieu Blondel, Peter Prettenhofer, Ron Weiss, Vincent Dubourg, et al. Scikit-learn: Machine learning in Python. *Journal of Machine Learning Research*, 12:2825–2830, 2011.
- [42] Keinosuke Fukunaga. *Introduction to statistical pattern recognition*. Academic Press, San Diego, CA, USA, 2nd edition, 1990.
- [43] Ken Lang. Newsweeder: Learning to filter netnews. In *Proceedings of the 12th International Conference on Machine Learning*, pages 331–339. Morgan Kaufmann, San Francisco, CA, USA, 1995.
- [44] Xiang Zhang, Junbo Zhao, and Yann LeCun. Character-level convolutional networks for text classification. In *Advances in Neural Information Processing Systems 28*, pages 649–657, Red Hook, NY, USA, 2015. Curran Associates, Inc.

- [45] Stephan A. Curiskis, Barry Drake, Thomas R. Osborn, and Paul J. Kennedy. An evaluation of document clustering and topic modelling in two online social networks: Twitter and reddit. *Information Processing & Management*, 57(2):102034, 2020.
- [46] Dimosthenis Antypas, Asahi Ushio, Jose Camacho-Collados, Vítor Silva, Leonardo Neves, and Francesco Barbieri. Twitter topic classification. In *Proceedings of the 29th International Conference on Computational Linguistics*, pages 3386–3400, Gyeongju, Republic of Korea, 2022. International Committee on Computational Linguistics.
- [47] Xiaohui Yan, Jiafeng Guo, Yanyan Lan, and Xueqi Cheng. A biterm topic model for short texts. In *Proceedings of the 22nd International Conference on World Wide Web*, pages 1445–1456, New York, NY, USA, 2013. Association for Computing Machinery.
- [48] Silvia Terragni, Elisabetta Fersini, Bruno Giovanni Galuzzi, Pietro Tropeano, and Antonio Candelieri. OCTIS: Comparing and optimizing topic models is simple! In *Proceedings of the 16th Conference of the European Chapter of the Association for Computational Linguistics: System Demonstrations*, pages 263–270, Online, 2021. Association for Computational Linguistics.
- [49] Ricardo J. G. B. Campello, Davoud Moulavi, Arthur Zimek, and Jörg Sander. Hierarchical density estimates for data clustering, visualization, and outlier detection. *ACM Transactions on Knowledge Discovery from Data*, 10(1):1–51, 2015.
- [50] Gheorghe Comanici, Eric Bieber, Mike Schaeckermann, Ice Pasupat, Noveen Sachdeva, Inderjit Dhillon, Marcel Blistein, Ori Ram, Dan Zhang, Evan Rosen, et al. Gemini 2.5: Pushing the frontier with advanced reasoning, multimodality, long context, and next generation agentic capabilities, 2025.
- [51] Radim Řehůřek and Petr Sojka. Software framework for topic modelling with large corpora. In *Proceedings of the LREC 2010 Workshop on New Challenges for NLP Frameworks*, pages 45–50, Valletta, Malta, 2010. ELRA. <https://is.muni.cz/publication/884893/en>
- [52] Gerlof Bouma. Normalized (pointwise) mutual information in collocation extraction. In *From Form to Meaning: Processing Texts Automatically. Proceedings of the Biennial GSCL Conference 2009*, pages 31–40, Tübingen, Germany, 2009. Gunter Narr Verlag.
- [53] William M. Rand. Objective criteria for the evaluation of clustering methods. *Journal of the American Statistical Association*, 66(336):846–850, 1971.
- [54] Benoît Frénay and Michel Verleysen. Classification in the presence of label noise: A survey. *IEEE Transactions on Neural Networks and Learning Systems*, 25(5):845–869, 2014.
- [55] Justin Martineau and Tim Finin. Delta tfidf: An improved feature space for sentiment analysis. In *Proceedings of the International AAAI Conference on Web and Social Media*, pages 258–261. AAAI Press, 2009.

Appendix A AMI measure to evaluate topic quality

In Section 5.2, we present the ARI score to evaluate the topic quality extracted by the proposed method (TopiCLEAR) as well as the seven baseline methods. As shown in Table 5, the AMI scores were also calculated from the topics extracted by all the methods from four datasets (20News, AgNewsTitle, Reddit, and TweetTopic). As with the ARI score, TopiCLEAR achieves the highest AMI for all four datasets. Furthermore, we examined the effect of document length on the AMI score (Figure 4). As with the ARI score, TopiCLEAR achieved the highest score for all document lengths in this case.

Table 5: Topic extraction quality measured by Adjusted Mutual Information (AMI). Bold letters indicate the best method.

Method	20News	AgNewsTitle	Reddit	TweetTopic
LDA	0.378	0.038	0.191	0.038
biterm	0.397	0.350	0.225	0.169
ProdLDA	0.282	0.233	0.097	0.143
ETM	0.197	0.127	0.184	0.009
CTM	0.319	0.259	0.116	0.166
BERTopic	0.405	0.199	0.237	0.231
Generative AI	0.232	0.092	0.155	0.167
TopiCLEAR	0.601	0.492	0.452	0.403

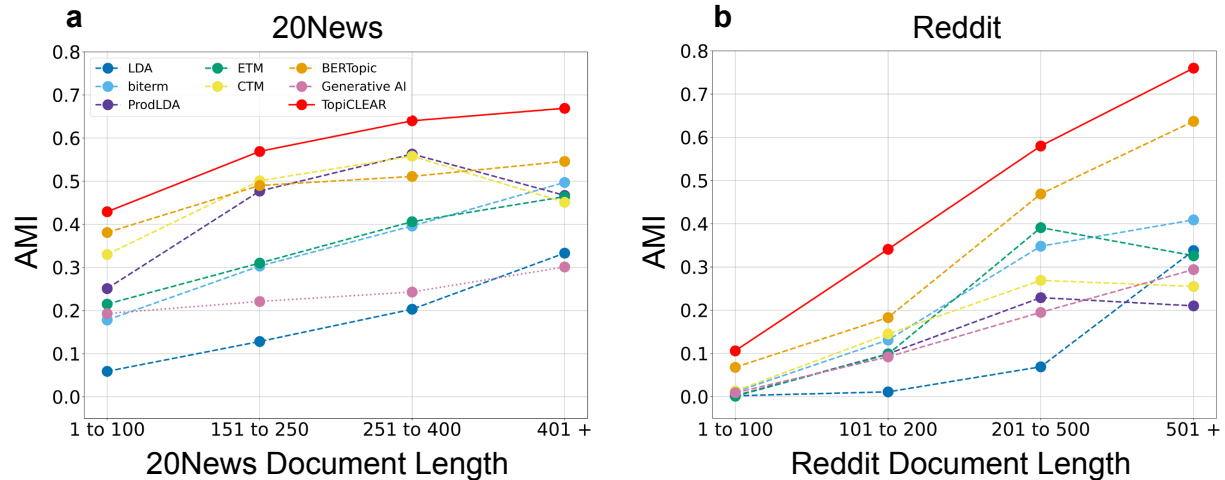


Figure 4: Dependence of AMI score on the document length, i.e., word count. Two datasets, a) 20News and b) Reddit, were examined.

Appendix B Percentage of annotated categories in each extracted topic

We extracted topics from the TweetTopic dataset by using the proposed method (TopiCLEAR) and LDA. Table 6 shows the percentage of annotated categories in each extracted topic. The percentages of all categories are shown here, including those of 20% or less. Note that since percentages are rounded to the nearest tenth, the total may not add up to 100%.

Table 6: Percentage of annotated categories in each extracted topic. All documents are classified into one of the following six categories by human annotators: [arts & culture], [business & entrepreneurs], [pop culture], [daily life], [sports & gaming], or [science & technology]. Percentages of 20% or higher are shown in bold.

(a) TopiCLEAR (%)							(b) LDA (%)						
Topic	Arts Culture	Biz Entrep.	Science Tech.	Daily Life	Pop Culture	Sports Game	Topic	Arts Culture	Biz Entrep.	Science Tech.	Daily Life	Pop Culture	Sports Game
1	0.0	0.1	0.0	0.2	1.3	98.3	1	1.1	2.8	2.8	14.1	23.6	55.7
2	3.0	15.2	18.5	17.3	42.4	3.6	2	0.8	5.1	2.8	14.5	41.0	35.8
3	0.0	0.0	0.0	0.2	0.3	99.5	3	1.8	4.9	3.6	11.4	35.1	43.2
4	0.8	2.0	1.1	9.0	36.8	50.3	4	3.0	4.6	7.9	9.5	37.6	37.5
5	0.3	0.2	0.4	0.8	98.0	0.3	5	2.6	3.7	3.2	8.5	64.7	17.3
6	7.0	6.0	5.4	43.5	32.4	5.6	6	3.2	5.9	7.7	19.4	39.3	24.5