

Model Gateway: Model Management Platform for Model-Driven Drug Discovery

Yan-Shiun Wu and Nathan A. Morin

Abstract—This paper presents the Model Gateway, a management platform for managing machine learning (ML) and scientific computational models in the drug discovery pipeline. The platform supports Large Language Model (LLM) Agents and Generative AI-based tools to perform ML model management tasks in our Machine Learning operations (MLOps) pipelines, such as the dynamic consensus model, a model that aggregates several scientific computational models, registration and management, retrieving model information, asynchronous submission/execution of models, and receiving results once the model complete executions. The platform includes a Model Owner Control Panel, Platform Admin Tools, and Model Gateway API service for interacting with the platform and tracking model execution.

The platform achieves a 0% failure rate when testing scaling beyond 10k simultaneous application clients consume models. The Model Gateway is a fundamental part of our model-driven drug discovery pipeline. It has the potential to significantly accelerate the development of new drugs with the maturity of our MLOps infrastructure and the integration of LLM Agents and Generative AI tools.

Index Terms—Large Language Models, LLM Agent, Generative AI, MLOps, Model Registry, Drug Discovery, Machine Learning, Pharmaceuticals

I. INTRODUCTION

ML models and scientific computational models are increasingly being used in drug discovery to predict the properties of small molecules, peptides, and protein structures to accelerate the development of new drugs [1].

However, managing these models in the drug-discovery process is complex due to the sheer number of models, their diversity, the necessity for version control, consensus management, and the intricacies arising from the models' inputs and outputs, as well as the distribution of them by various custom and vendor clients.

Previously, without a centralized model management platform, our model owners, scientific research and development (R&D) teams and model developers, managed the models in an ad hoc manner, which led to inefficiencies in searching for and accessing models, hard-to-reproduce results due to model version differences, and inconsistencies in the drug discovery process due to the above challenges.

The proposed Model Gateway platform addresses these limitations by providing a cloud-based solution for centrally managing all the models in the drug discovery pipeline. This platform ensures efficient model management, version

control, and seamless integration with various clients, thereby streamlining the drug discovery process.

Our platform, Model Gateway, leverages the advantages of cloud computing, such as scalability, reliability, and cost-effectiveness, to provide a platform for managing ML models. The ML models integrated with our platform can easily be accessed, executed, and managed by our users, and the platform is designed to support all model management tasks in the drug discovery pipeline.

II. RELATED WORK

Applying MLOps to drug discovery is a relatively new field, and there are only a few research papers [4] directly on the topic. Ola Spjuth et al. [4] discussed the advantages of using the cloud, containerization, and MLOps for ML models in drug discovery.

Recently, several MLOps papers [5]–[8] have been proposed to discuss the fundamental concepts of MLOps and address the challenges. Dominik Kreuzberger et al. [5] provided an end-to-end MLOps architecture and described the roles of each component in the MLOps workflow. Samar Wazir et al. [6] provided an overview of MLOps and discussed components for each phase of the MLOps. Abdullah Ikram Ullah Tabassam et al. [7] discussed the maturity models of MLOps, the challenges and solutions of adopting MLOps in the enterprise. Georgios Symeonidis et al. [8] summarized the definitions, tools, and challenges of MLOps. They discussed the importance of MLOps in managing ML models and the challenges faced by organizations in implementing MLOps.

III. METHODOLOGY

The Model Gateway is a model management platform that provides a solution for managing ML models in the drug discovery pipeline, as shown in Fig. 1.

The platform is designed to support model management-related operations and is built on a Kubernetes cluster and containerization architecture. It is composed of several components, including major features such as:

- Model Owner Control Panel
- Platform Admin Tools
- Model Execution
- Model Versioning
- Model Access Control
- Model Scaling
- Dynamic Consensus Model Management

In this section, we describe the above major features of the Model Gateway.

This paper was produced by Eli Lilly and Company.

Yan-Shiun Wu and Nathan A. Morin are with Eli Lilly and Company, Lilly Corporate Center, Indianapolis, IN, 46285, USA (e-mail: Allen.Wu@lilly.com; morin_nathan_a@lilly.com).

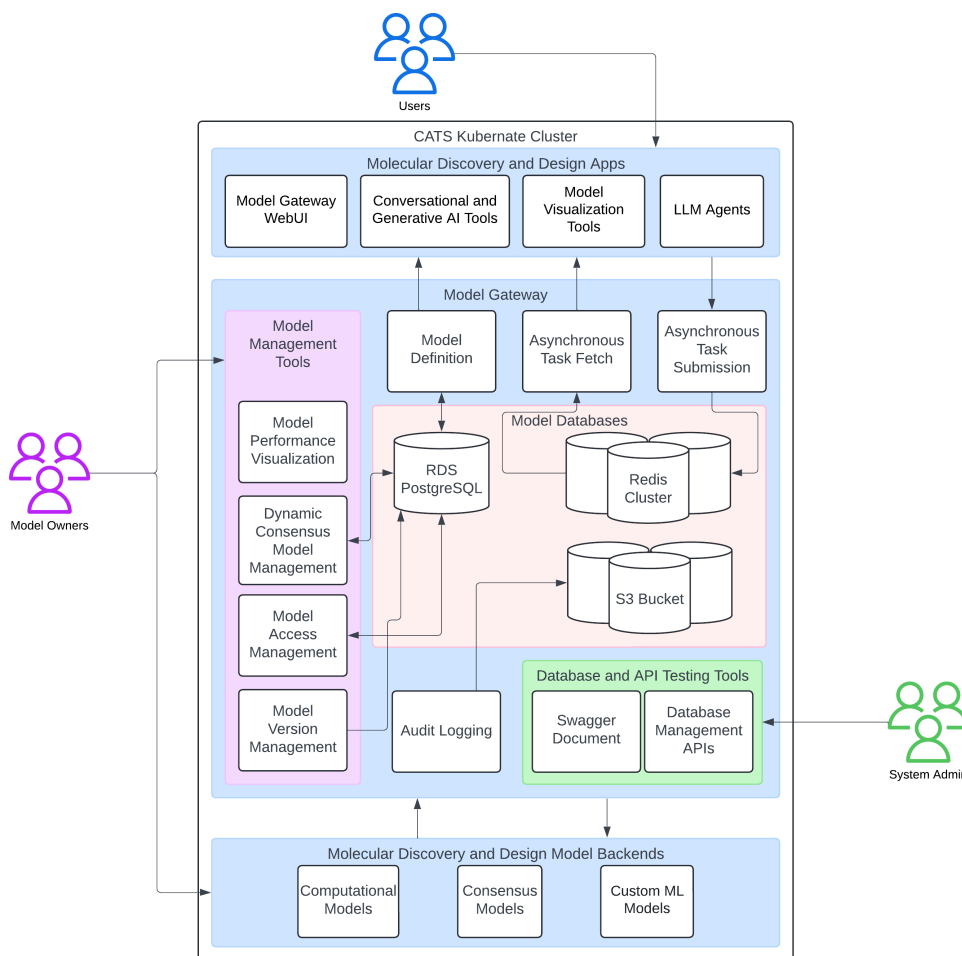


Fig. 1. Model Gateway Eco-System: (Top) LLM Agents/Generative AI Applications; (Middle) Model Gateway; (Bottom) ML/computational Models.

A. Model Versioning

The Model Versioning feature is responsible for managing the versioning of ML models and scientific computational models in the platform. This feature allows model owners to select the default version of each model. It also provides APIs for querying all available versions of a model and retrieving the latest version of a model if a default version is not set.

This feature resolved the issue that our scientists and researchers need to keep updating the model version in their codebase. Now the model owner can easily manage which version they want to release to the public.

B. Model Access Control

The model access control feature is responsible for managing the access control of models in the platform. It allows to set the access control of each model to prevent unauthorized access to the model. This feature defines three types of access roles:

- Superuser
- Model Owner
- Model Reader

The Superuser has full access to all models in the platform, the Model Owner has full access to the models they own, and

the Model Reader has read-only access to the models they have been granted access to.

The default access control of a model is set to private, so at first the superuser will need to assign the Model Owner to the model or make it public. The model owner can grant access to other users by adding them to the model reader list.

This feature easily resolved the issue of sensitive models being accessed by unauthorized users and the model owner can easily manage the access control of the model.

C. Model Metadata

The model metadata is used to store the information about the models in the platform and provide a reference for querying and executing the models. The model metadata includes the following information:

- Model Name
- Model Description
- Default version information
- List of available model versions
- Model backend information
- Access control information

The model metadata is stored in the Model Database and can be accessed using the Model Gateway API and model

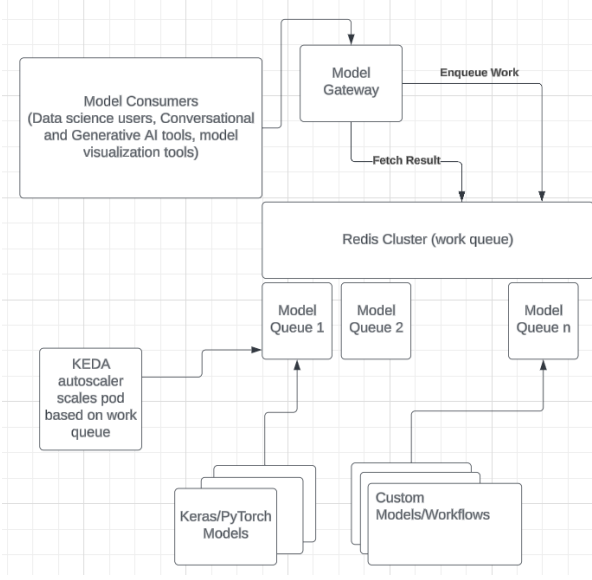


Fig. 2. Asynchronous Model Execution Concept

description can be leveraged by LLM agents to decide which model to use for the specific task.

D. Asynchronous Model Execution

The Model Execution feature is responsible for executing models in the platform as Fig. 2. This feature supports the asynchronous execution of models, allowing users to submit model execution requests and receive the results at a later time. When a model execution request is submitted, the platform generates a unique workflow UUID for the request and stores the request in a job queue at Redis Cluster Database. The platform then processes the job queue in a first-in-first-out(FIFO) manner, executing the models and storing the results in the Redis Cluster Database. The platform also provides APIs for querying the status of a job and retrieving the results of a job once it is ready.

E. Model Scaling

The Model Scaling feature is responsible for scaling the execution of models in the system. This feature supports the horizontal scaling of models, allowing users to scale the execution of models by automatically adding more worker nodes to the system. The platform uses Kubernetes Event-driven Autoscaling(KEDA) to manage the scaling of models, adding and removing worker nodes based on the queue size of the model in the Redis Cluster Database.

F. Dynamic Consensus Model Management

Consensus models are models that are created by combining the predictions of multiple individual models as Alg. 1.

A consensus model uses custom-weighted algorithms to combine the predictions of individual models and generate consensus predictions. Consensus models are used to improve the accuracy and reliability of computational models by aggregating the results of multiple models.

Algorithm 1 Simple Consensus Model

```

"CONSENSUSMODEL":
  CHILDMODELS:
    CHILDMODEL1:
      BACKEND: ChildModel1_Backend
      NAME: "ChildModel1_Name"
    CHILDMODEL2:
      BACKEND: ChildModel2_Backend
      NAME: "ChildModel2_Name"
  FORMULA: >
    "ChildModel1 <= 0 ?
    ChildModel1+ChildModel2 :
    ChildModel1*ChildModel2"

```

$$\text{Result} = \begin{cases} \text{ChildModel1} + \text{ChildModel2}, & \text{if } \text{ChildModel1} \leq 0, \\ \text{ChildModel1} * \text{ChildModel2}, & \text{otherwise.} \end{cases}$$

The Dynamic Consensus Model Management feature is responsible for managing manually created consensus models in the system. This feature supports registering a consensus model in the platform, deleting consensus models, and verifying a consensus model. The consensus model is stored in the Model Database and can be accessed using the Model Gateway API.

G. Platform Admins Tools

The Platform Admins Tools are responsible for managing the platform and providing administrative functions for the platform. The Platform Admins Tools include the following features:

- Swagger Documentation
- Database Management
- Audit Logging
- Job Monitoring

The Swagger Documentation is a web-based tool for testing all the Model Gateway APIs. It provides a user-friendly interface for admins to perform the API testing as Fig. 3 and also includes a brief description for each API endpoint, including the request and response schemas.

The Database Management feature is responsible for providing the database management functions for the platform. The Database Management feature includes the following functions:

- Manual Refresh Model Database
- Reset Model Database
- Query Model Database

The Audit Logging feature is responsible for tracking the execution of models in the platform. The Audit Logging feature logs each model execution request, including the workflow UUID, model ID, model input, and execution status. The Audit Logging feature stores the logs in a S3 database for future reference and analysis.

The Job Monitoring feature is responsible for monitoring the execution of models in the system. The Job Monitoring feature

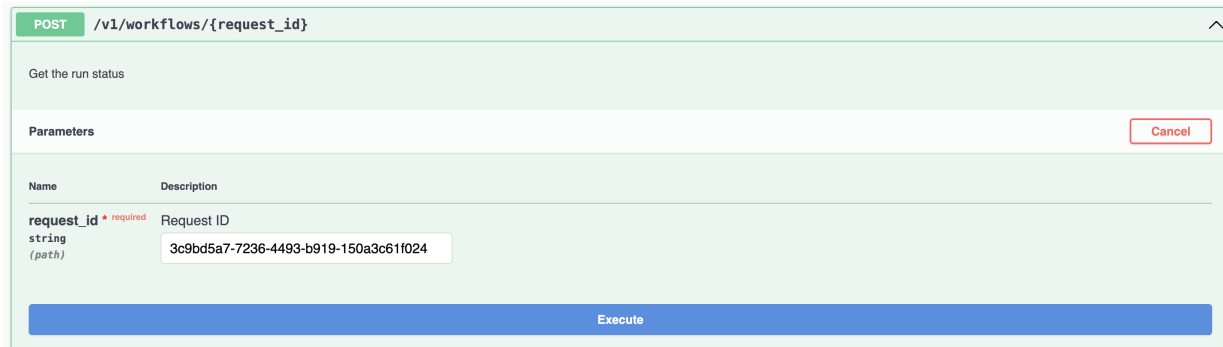


Fig. 3. Swagger Documentation: Simple API Testing WebUI Tool

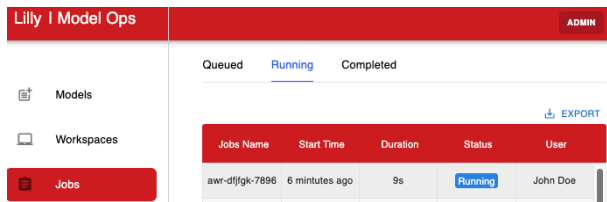


Fig. 4. Job Monitoring

provides a real-time view of the job queue, including the number of pending jobs, running jobs as Fig. 4, and completed jobs. The Job Monitoring feature also provides a summary of the job queue, including the average execution time, success rate, and failure.

H. Model Owner Control Panel

The Model Owner Control Panel is responsible for providing an easy-to-use web user interface for model owners to manage their models in the platform. The Model Owner Control Panel includes the following features:

- Model Versioning
- Model Access Control
- Model Metadata

IV. EXPERIMENTAL RESULTS

A. Experimental Environment Setup

The performance testing of the Model Gateway was conducted in a Codespace environment with the following specifications:

- CPU: 16 vCPUs
- Memory: 64 GB
- Storage: 128 GB SSD
- Client Worker: 16
- Model: Consensus(Hepatocyte)
- sleep: 1s
- Total run: 10min

Our team was using a consensus model, which contains multiple computation chemistry models, SPrime models [3], to conduct the performance testing. The platform was deployed using Redis Cluster with three master nodes and three worker

nodes and was configured to support the asynchronous execution of models as the job queue. It was also configured to store the model metadata in a Postgres database.

The performance testing was conducted with Python locust loading testing framework as Fig. 5 using a sample dataset with the number of users, the application clients that send requests, from 1 to 100K.

B. Job submission Performance

The job submission performance load testing was conducted to evaluate the performance of the platform in receiving job requests. The testing was performed using a sample dataset which included a consensus model and a caffeine SMILES string. The requests were submitted to the platform in asynchronous mode, and the response performance was recorded. The results of the testing are shown in TABLE I and TABLE II.

TABLE I
JOB SUBMISSION REQUEST AND FAIL RATE IN CODESPACE

User	Requests Per Second	Fails Per Second	Success Rate
1	1	0	100%
10	10	0	100%
100	100	0	100%
1000	445	0	100%
10000	376	0	100%
100000	247	246	1%

TABLE II
JOB SUBMISSION RESPONSE TIME IN CODESPACE

User	Response p50	Response p95	Response p99
1	2	2	2
10	0	2	10
100	0	9	14
1000	580	1400	1800
10000	24000	30000	35000
100000	221000	484000	565000

C. Job Result Performance

The job result performance load testing was conducted to evaluate the performance of the platform in retrieving model result requests from the job queue. The testing was performed using a sample dataset and the performance was recorded. The results of the testing are shown in TABLE III and TABLE IV.

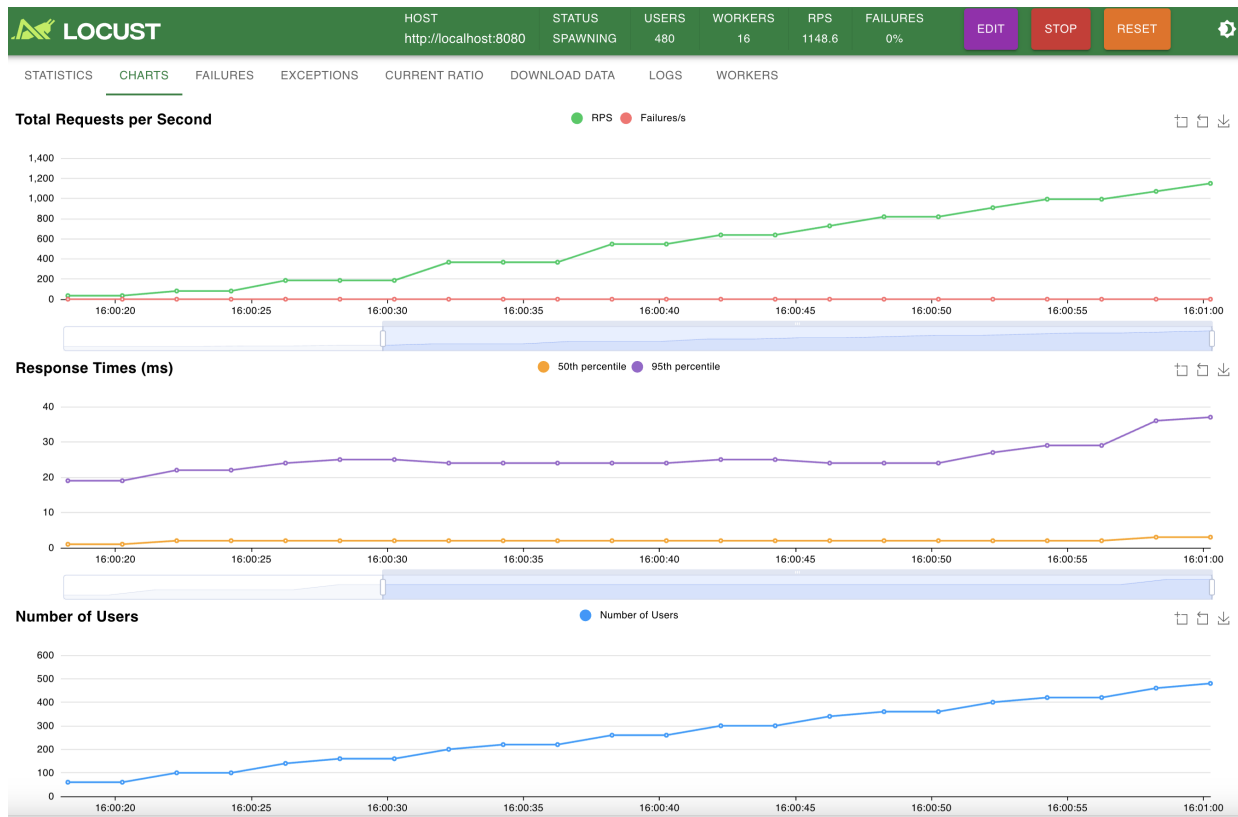


Fig. 5. Locust Load Testing: (Top) Total Requests/Second and Failures/Second; (Middle) Response Times; (Bottom) Number of Users

TABLE III
JOB RESULT REQUEST AND FAIL RATE IN CODESPACE

User	Requests Per Second	Fails Per Second	Success Rate
1	2	0	100%
10	20	0	100%
100	199	0	100%
1000	1114	0	100%
10000	1032	0	100%
100000	10	0	100%

TABLE IV
JOB RESULT RESPONSE TIME IN CODESPACE

User	Response p50	Response p95	Response p99
1	0	1	1
10	0	1	2
100	0	1	2
1000	3	320	740
10000	3	520	970
100000	3300	23000	27000

V. RESULTS ANALYSIS

The performance load testing of the Model Gateway shows that the platform in the experimental setting can handle 10k model execution requests in asynchronous mode. Fig. 6 shows the job submission performance testing results, which show that the platform can process a 10k job requests with a 100% success rate. Once the number of users is over 10k, the success rate of the platform decreases as the number of users increases.

Fig. 7 shows the job result performance load testing results,

which shows that the platform can retrieve model results from the job queue with a 100% success rate. However, the response time of both job submission and result retrieval of the platform increases as the number of users increases. In this experimental setting, The platform will not be able to handle a large number of users which is more than 10K. However, the platform can be scaled up vertically and horizontally to support more users and more models.

VI. FUTURE WORK

In the future, our team plans to integrate the Model Gateway with more drug discovery generative AI tools and LLM Agents to provide a much more comprehensive platform for managing ML models and scientific computational models in the drug discovery pipeline.

We also plan to integrate with workflow automation tools to support more models and testing scenarios and integrate our platform with the data operation flows to fully utilize the laboratory data we have to automatically train models and deploying them in the drug discovery process.

The integration of the Model Gateway with other tools and workflows will significantly speed up the drug discovery process and increase the overall the efficiency of the drug discovery pipeline and finding the drug candidates.

VII. CONCLUSION

In conclusion, the Model Gateway is a model management platform that provides a cloud-based solution for managing

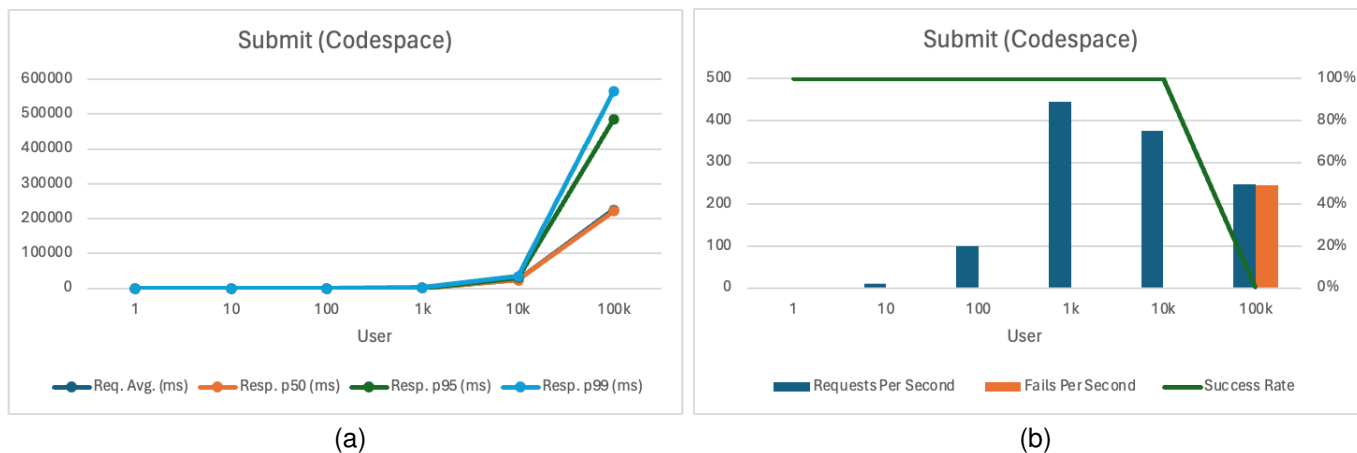


Fig. 6. Job Submission Performance Testing: (a) Response Time, (b) Success Rate

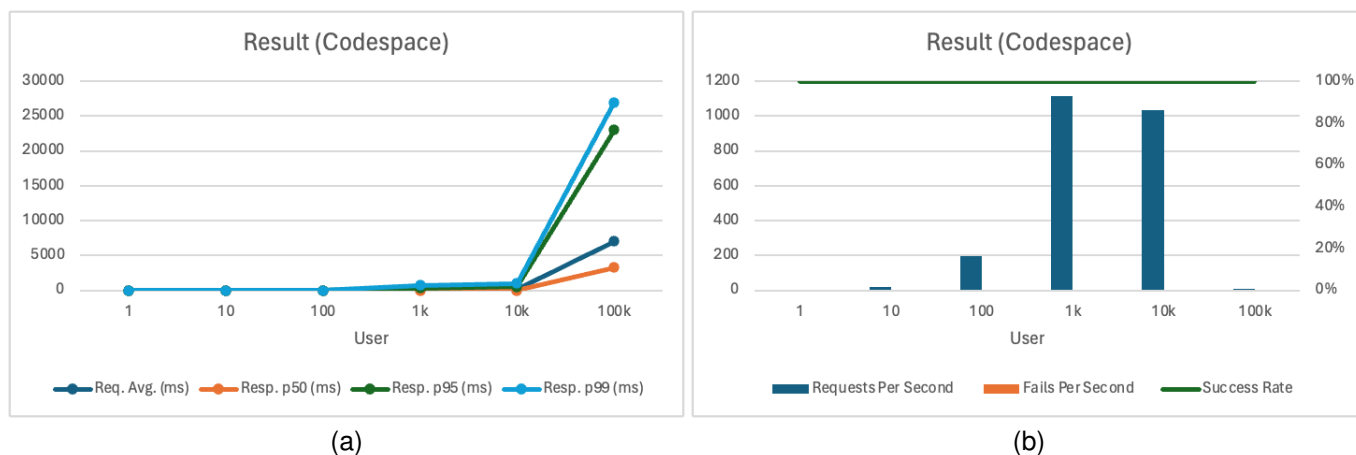


Fig. 7. Job Result Performance Testing: (a) Response Time, (b) Success Rate

models in the drug discovery pipeline. It helps improve the ability to manage ML and scientific computational models and make them much more accessible. The Model Gateway offers a more scalable and flexible approach compared to previous on-premises solutions.

The platform is designed to support LLM Agents and Generative AI-based tools to perform ML model management tasks in our MLOps pipelines. The platform achieves a 0% failure rate when up to 10k application clients are sending model execution requests and retrieving computing results.

The Model Gateway is a fundamental part of our model-driven drug discovery pipeline and has the potential to significantly accelerate the development of new drugs with the maturity of our MLOps infrastructure and the integration of LLM Agents and Generative AI tools. By using the Model Gateway, our teams can easily access and manage models in the drug discovery pipeline and improve the overall efficiency of the drug discovery process and speed up finding drug candidates.

VIII. ACKNOWLEDGMENT

Our team would like to thank our leadership for supporting this project and providing the resources needed to complete


the research. We would also like to thank our colleagues for their valuable feedback and suggestions throughout the project and the research paper.

REFERENCES

- [1] A. Volkamer, S. Riniker, E. Nittinger, J. Lanini, F. Grisoni, E. Evertsson, R. Rodríguez-Pérez and N. Schneider, "Machine learning for small molecule drug discovery in academia and industry," *Artificial Intelligence in the Life Sciences*, vol. 3, pp. 100056, 2023.
- [2] L. Bellmann, P. Penner and M. Rarey, "Topological Similarity Search in Large Combinatorial Fragment Spaces," *Journal of Chemical Information and Modeling*, vol. 61, pp. 238-251, 2021.
- [3] M. Baumgartner and H. Zhang, "Building Admiral, an Automated Molecular Dynamics and Analysis Platform," *ACS Medicinal Chemistry Letters*, vol. 2, pp. 2331-2335, 2020.
- [4] O. Spjuth, J. Frid and A. Hellander, "The machine learning life cycle and the cloud: implications for drug discovery," *Expert Opinion on Drug Discovery*, vol. 16, pp. 1071-1079, 2021.
- [5] D. Kreuzberger, N. Kühl and S. Hirschl, "Machine Learning Operations (MLOps): Overview, Definition, and Architecture," in *IEEE Access*, vol. 11, pp. 31866-31879, 2023.
- [6] S. Wazir, G. Kashyap and P. Saxena, "MLOps: A Review," *arXiv*, 2023.
- [7] A. Tabassam, "MLOps: A Step Forward to Enterprise Machine Learning," *arXiv*, 2023.
- [8] G. Symeonidis, E. Nerantzis, A. Kazakis and G. A. Papakostas, "MLOps - Definitions, Tools and Challenges," *2022 IEEE 12th Annual Computing and Communication Workshop and Conference (CCWC)*, pp. 0453-0460, 2022.



Yan-Shiun Wu is a Principal Engineer at Eli Lilly and Company. Yan-Shiun received his master's degrees in Computer Science and Software Engineering from National Yang Ming Chiao Tung University and San Jose State University. His research interests include MLOps, System Design, and adopting computer science knowledge to solve real-world problems in different domains, such as pharmaceutical, agriculture, and semiconductors.



Nathan A. Morin is a Senior Advisor at Eli Lilly and Company. He received his bachelor's degree in Information Technology from Purdue University. His research interests include LLMs, MLOps, System Design, and High-Performance Computing. His contributions at Lilly include launching key foundational cloud & ML orchestration platforms accelerating Lilly ML/Compute at scale.