

# Classification and taxonomy of mobile application usability issues

Paweł Weichbroth<sup>\*a</sup>

<sup>a</sup>*Gdansk University of Technology, Faculty of Electronics, Telecommunications and Informatics, Department of Software Engineering, Gdansk, Poland*

<sup>\*</sup> *Corresponding Author: pawel.weichbroth@pg.edu.pl*

---

## Abstract

Despite years of research on testing the usability of mobile applications, our understanding of the issues their users experience still remains fragmented and underexplored. While most earlier studies have provided interesting insights, they have varying limitations in methodology, input diversity, and depth of analysis. On the contrary, this study employs a triangulation strategy, using two research methods (systematic literature review and interview) and two data sources (scholarly literature and expert knowledge) to explore the traits underlying usability issues. Our study contributes to the field of human–computer interaction (HCI) by presenting a catalog of 16 usability issue categories, enriched with corresponding keywords and extended into a taxonomy, as well as a novel three-tier app–user–resource (AUR) classification system. At the first app level, usability issues arise from user interface design, as well as from efficiency, errors, and operability. At the second user level, they influence cognitive load, effectiveness, ease of use, learnability, memorability, and understandability. At the third resource level, usability issues stem from network quality and hardware, such as battery life, CPU speed, physical device button size and availability, RAM capacity, and screen size. The root cause of the usability issues is the user interface design. Detailed findings and takeaways for both researchers and practitioners are also discussed. Further research could focus on developing a measurement model for the identified variables to confirm the direction and strength of their relationships with perceived usability. Software vendors can also benefit by updating existing quality assurance programs, reviews and audits tools, as well as testing checklists.

*Keywords:* mobile, application, usability, issue

---

## 1. Introduction

Mobile applications (apps) have become an integral part of daily life by instantly connecting people and businesses around the world [1]. They have surpassed desktop applications as the primary source of information [2], communication [3] and entertainment [4]. Currently, there are 8.93 million smartphone apps worldwide, with 3.553 million apps in the Google Play Store and 1.642 million in the Apple App Store, and the average smartphone user has 40 apps installed on their mobile device [5]. The importance of mobile applications to the global economy is clear, as this market was valued at \$333.93 billion in 2025 and is expected to reach \$745.36 billion by 2030 [6].

Although mobile applications appear less complex than their desktop counterparts at first glance [7], yet new challenges immediately emerged regarding usability [8, 9], among many others [10]. Obviously, mobile devices are handy and powerful, but they have several shortcomings. Despite the modern trend toward larger screens [11, 12], mobile devices' true convenience and portability still come from their compact size. However, small size limits how much information can be displayed at once, especially compared to the spacious screens of laptops and desktop computers.

Another limitation is the lack of keyboard and mouse, which are replaced by a touchscreen. With the small screen becoming the default input and output, typing proficiently on a tiny virtual keyboard becomes difficult, and accidentally touching the wrong target becomes easy. Although gestures offer users a new way to interact that mirrors their real-world experience [13], they also raise issues, unknown in traditional input methods.

These limitations have shaped the design of mobile applications [14]. Bearing in mind the aforementioned obstacles, testing the design on various devices with different resolutions and operating systems becomes imperative to ensure proper functionality under all conditions [15]. Nevertheless, testing mobile applications presents its own set of challenges [16, 17]. The problem is not how to perform the testing, but rather what to test.

For instance, over the past 15 years, users have added nearly 166 million online reviews for Instagram, including both the Android [18] and iOS versions; this means that, on average, more than 30,000 reviews have been added daily. This may seem surprising knowing that a variety of usability testing and evaluation methods and tools have been already developed in

recent years [19].

Although researchers have devoted considerable attention to usability, earlier studies have provided valuable insights, they have varying limitations in methodology, input diversity, and depth of analysis. Such results can be questioned due to the narrowed credibility. This perspective is also confirmed by Huang and Benyoucef [20], who state that usability is still not well understood. This suggests that mobile usability landscape remains an underexplored topic.

Furthermore, the reported issues are quite diverse, suggesting that they are related to the context of use or to specific application features. Such findings can be questioned due to limitations in generalizability. This finding is also raised by Weichbroth [21], who through the review of recent studies, demonstrated the diversity of the results documented over the last 20 years. This suggests that our understanding of usability traits remains fragmented.

In our opinion, these arguments emphasize the need for comprehensive research investigating the underlying issues of mobile application usability. In this vein, our study relies on a triangulation approach with regard to both research methods and data sources. Our study advances the previous studies by offering three key contributions:

- It presents and discusses a catalog of sixteen categories of mobile usability issues, suggesting that user interface design is the root cause of these issues and indicating that usability is associated with a variety of other qualities.
- It introduces a novel three-tier app-user-resource (AUR) classification system of usability issues, at the same time emphasizing an inter-related dependencies between these units.
- It provides taxonomy, a controlled vocabulary organized into a hierarchical structure consisting of usability issue categories and corresponding keywords.

The remainder of the paper is structured as follows. Section 2 discusses the theoretical background. Section 3 presents the research methodology applied. Section 4 outlines the assumptions and results of a systematic literature review. Section 5 shows the settings and findings of an expert survey. Section 6 discusses internal and external validity in terms of result synthesis. Section 7 introduces the catalog of mobile usability issues, and their taxonomy, including a controlled vocabulary. Section 8 outlines the theoretical and

practical implications, study limitations along with mitigation countermeasures undertaken. Section 9 concludes the paper and puts forward directions for future research.

## 2. Background

While usability in the context of mobile applications has received several definitions over the years, the most accepted in light of recent research is the one formulated in ISO 9241-11 [22], which states that usability is the "extent to which a system, product, or service can be used by specified users to achieve specified goals with effectiveness, efficiency, and satisfaction in a specified context of use" [23]. In this study, for the sake of methodological clarity, usability is understood in the same way.

While ISO 9241-11 is the most commonly adopted usability definition in studies of mobile applications [22], it is a rigid view that points to three attributes: effectiveness, efficiency, and satisfaction. In addition, ISO 9241-11:2018 defines these notions in a straightforward manner [23]. Effectiveness refers to the accuracy and completeness with which users achieve specified goals. Efficiency refers to the resources used in relation to the results achieved. Satisfaction refers to the extent to which a user's physical, cognitive, and emotional responses resulting from the use of a mobile application meet their needs and expectations. The most recent research on usability testing that employs ISO 9241-11 also reports usability issues in terms of these three attributes [24, 25].

In 2013, Harrison et al. introduced the PACMAD (People at the Center of Mobile Application Development) usability model [26]. It is now the most common approach in the field of mobile usability testing due to its versatility, an ability to capture the majority of user's attitudes and perceptions. The PACMAD incorporates the ISO 9241-11 attributes and includes four additional attributes. First, Learnability refers to the ease with which a user can become proficient in using an application. It typically reflects the amount of time and effort required for a person to use the application effectively. Second, Memorability refers to a user's ability to retain how to use an application effectively after a period of not using it. Third, Errors refer to how well a user can complete desired tasks without making mistakes. Four, Cognitive load, representing the main contribution of the PACMAD model, refers to the amount of mental effort required from the user to operate the application.

After the successful inception and widespread adoption of PACMAD, Ammar [27], in 2019, proposed a usability model for mobile applications generated using a model-driven approach. This approach specifically emphasized the importance of Understandability and Operability. Here, the latter concerns the capability of the mobile application to allow users to operate and control it. Four years later, in 2023, Huang and Benyoucef [20] pointed out that Easy of Use is also a well-recognized attribute. Note that Understandability and Ease of use have similar meanings. However, the latter relates to the overall logic and content presented by the user interface, while the former refers to the amount of effort a user needs to expend to interact with an application. These studies, along with others, laid the foundation for the development of the PACMAD+3 model [28], which incorporates all ten of the aforementioned attributes.

Typically, one way to study usability is from the perspective of the issues users encounter [29]. Therefore, note that the evaluation of usability of mobile applications should be considered in the specific context of their use, which means that its observed attributes by the user may vary, taking into account the external (user-independent) factors such as current location, time of day, weather, quality of network connection, smartphone manufacturer, as well as internal (user-dependent) factors such as movement velocity, ongoing physical activity, or cognitive abilities. On the other hand, the basis for evaluating the methods themselves is usually the number of issues found during testing [30].

As can be seen, these models were developed incrementally and sequentially, seemingly gaining recognition in an ongoing stream of research devoted to usability testing. However, an intriguing question emerges: Are these the state-of-the-art models sufficient for identifying and addressing usability issues? To answer this question, it is necessary to determine which usability issues have been documented thus far and what experts from the mobile application development industry have to say. Furthermore, it is also essential to consider the reviews from mobile application users themselves, as their feedback ultimately matters most.

### 3. Methodology

The goal of this research is to identify the usability issues of mobile applications. To achieve it, we used a triangulation approach, adopting principles presented by Noble and Heale [31]. Triangulation is applied when the field of

study is difficult, demanding, or contentious [32], all of which describe presence research. In addition, triangulation enhances validity and credibility since findings from one research can be cross-confirmed by the others [33].

To design the triangulation-based research, the process of linking laid the methodological foundations. Turner et al. define linking as the process of combining multiple research strategies within a study to achieve its goal [34]. The linking process validates the original concepts [35], as well as enables the formulation of higher-level concepts [36].

Based on the Denzin [37] classification, the employed methodology relied on methods and data triangulation. The former refers to the use of various methods for collecting and analyzing data, while the latter involves corroborating evidence from different sources [38].

As can be seen in Figure 1, our study employed two research methods and their respective data sources in the following order.

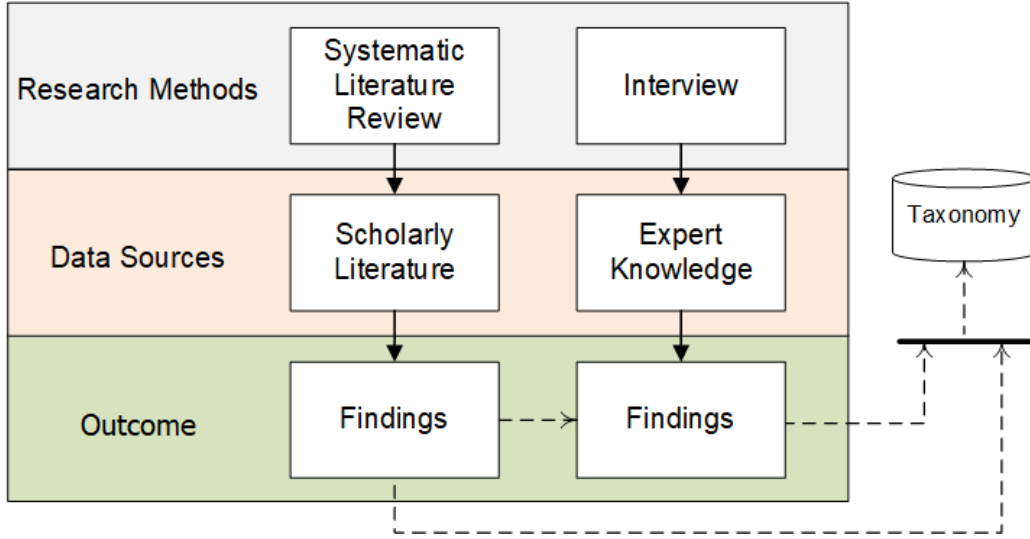


Figure 1: The triangulation framework of the current study.

1. A Systematic Literature Review (SLR) on scholarly literature was performed to extract, identify, and evaluate all relevant concepts. This is a well-recognized strategy supported by general well-established guidelines [39], as well as by other studies devoted to the frontiers of information systems [40].
2. An interview was conducted to collect expert knowledge and obtain

up-to-date, in-depth insights into professional experiences, as such information cannot be captured through other research methods. Numerous studies on professional users' perceptions of human-computer interaction have frequently employed methodological approaches such as interviews [41, 42].

Note that Figure 1 also shows the data flow, indicated by a dotted line. Specifically, the SLR findings were used to organize and categorize the codes extracted from the qualitative data submitted by the experts. Next, based on the findings from these two studies, we extracted and compiled a dataset of keywords for each category to assemble a taxonomy in the form of a hierarchical controlled vocabulary, using the previously developed three-tier classification system.

#### **4. Study #1. Systematic Literature Review**

The first study was systematic literature review (SLR). We used the PRISMA 2020 framework in our review due to its transparency, reproducibility, and scientific rigor in research synthesis. According to Page et al. [43], the framework optimizes documentation at every stage, from identifying studies to including them, by providing clear guidelines that minimize bias and error. Note that mobile application usability testing has become a popular area of research, given the dynamic development of mobile technologies and their wide range of applications. The PRISMA approach will enable us to systematically organize the processes of collecting, selecting, and evaluating information, yielding reliable results that contribute to the development of knowledge in this emerging field.

##### *4.1. Research questions definition*

To identify the most challenging attributes of mobile applications submitted for user testing, one of the possible approaches is to collect, analyze and synthesize the information regarding reported usability issues, so far documented in the current body of scientific literature. Having said that, in the current review, our aim is to answer the following research question (RQ):

- What are the usability issues associated with mobile applications?

#### 4.2. *Keywords extraction*

From the above research question, three keywords were extracted, namely: *mobile*, *usability*, and *issue*. These words combined with the AND operator will serve as input to the online search engines to select the valid documents.

#### 4.3. *Time Frames and Data Source*

Between August 2024 and May 2025, a search was performed using the Google Scholar database, which returned about 767k results at the beginning and about 900k results at the end.

#### 4.4. *Data Sample Development*

The process of developing data samples involved four steps:

1. Collect data. The aim of this step is to gather all relevant, high-quality studies on the formulated research question using a transparent, reproducible approach.
2. Formulate and apply inclusion criteria. These criteria must clearly define which studies are relevant and should be included in the review. Focusing the review on high-quality, applicable evidence reduces bias and improves the reliability of the findings.
3. Formulate and apply exclusion criteria. The goal is to eliminate studies that are irrelevant, do not meet quality standards, or fall outside the scope of the research question. Clearly defining what should be excluded contributes to the rigor, transparency, and reproducibility of the review process.
4. Extract data. This involves the organized collection of relevant information from the input to address the research question. Extracting the documented issues from each study creates a dataset that can be analyzed and synthesized qualitatively to provide a reliable answer to the research question.

Each step is explained in detail below, along with a brief quantitative summary.



#### 4.4.1. Step #1: Data Collection

In the first step, information including the publication title and URL was copied from the Google Scholar website into the online spreadsheet. This process was repeated until the last available page, resulting in a total of 1004 records collected. Note that for records marked as *Citation*, only the title of the article was available. A total of five records were identified as citations and were excluded from further analysis. Therefore, the input contained 999 documents.

#### 4.4.2. Step #2: Inclusion Criteria

In the second step, the titles of the papers were manually retrieved to verify the inclusion criteria (IC), which were defined as follows:

IC1 The record is not a duplicate.

IC2 The title of the paper is in English.

IC3 Paper include either of the following wordings: mobile, usability.

IC4 The full text of the paper is available to the author.

IC5 Paper is a full-length article, review, or conference proceedings.

A binary scale was used to label the documents, where 1 means the criterion is met and 0 means the opposite. Considering the first inclusion criterion, 146 records were duplicates and were hence excluded from further analysis. Therefore, the input consisted of 853 unique papers. The next check of the IC2 revealed that the titles of 3 records were not in English. On the third pass (IC3), each title was checked for the presence of both the words *mobile* and *usability*. Note that this criterion was relaxed from the search string that indicated the presence of the third word (*issue*) in order to cover a wider range of documents. Nevertheless, 264 records were excluded from the volume. In the fourth pass (IC4), we checked the availability of each paper using the licensed access provided by the university that is affiliated with the author. In total of 68 records were unavailable and eventually excluded. In the fifth pass (IC5), the source title of each paper was examined to determine its type. Finally, after applying all inclusion criteria, the input consisted of 483 records.

#### 4.4.3. Step #3. Exclusion Criteria

The third step was to verify the exclusion criteria (EC), defined in the following way:

- EC1 The abstract of the paper is written in a language other than English.
- EC2 Paper is written in a language other than English.
- EC3 Paper is a conference keynotes, books, extended abstracts, short articles (under two pages).
- EC4 Paper is an erratum, note, or editorial.
- EC5 Paper has been retracted.
- EC6 The research context is defined for a specific group of users or for other mobile solutions (e.g. websites).

A binary scale was used to label the documents, where 1 means the criterion is met and 0 means the opposite. With regard to the first and second exclusion criteria, 2 and 1 papers, respectively, were excluded from further analysis. In the second pass, the content of each paper was examined to determine its length (EC3) and structure (EC4). After careful screening, 1 paper was excluded based on the third exclusion criterion. One paper was retracted by the publisher. At this point, the input included 478 records. On the third pass (EC6), the paper’s abstract was subject of careful reading. Ultimately, 87 were excluded as the research targeted mobile terminals, Internet portals, mobile websites, or was devoted to unspecified mobile applications, among other reasons. Finally, after applying all exclusion criteria, the input consisted of 391 records.

#### 4.4.4. Step #4. Data Extraction

Each paper was carefully read and analyzed to ensure that the extracted data accurately reflected its contribution to the current research topic. More specifically, we paid attention to the research methodology used and then to the reported findings, which must be directly related to the research objectives.

Beyond the aforementioned formulated exclusion criteria, we also excluded the studies involving people with disabilities, such as those presented by Leporini et al. [44], as well as older adults (e.g. Wong et al. [45]), because

in such cases the mobile applications are typically tailored to the needs of these, as well as other specific groups of users. In addition, usability issues must be identified through empirical testing of a particular mobile application, or through the systematic literature review, as we aim to document and synthesize only evidence-based findings.

Moreover, considering a detailed analysis of the identified usability issues reported in a particular paper, context specific issues were not taken into account. For example, while we found the study by Kjeldskov et al. [46] to be a valuable source of information, however there are a few context-specific issues reported such as maps ("issues related to how the user interprets and uses maps in conjunction with the textual information"), or knowledge about city ("issues related to high requirements for user's knowledge about the city in which they are interacting with the system"), which are not generic by nature, and thus cannot be generalized.

Eventually, based on these qualitative criteria, 61 studies were identified that discussed usability issues related to mobile applications. Interestingly, the most numerous group of studies concerned healthcare (#26), while the remaining involved learning (#7), general purpose (#5), e-commerce (#4) and tourism (#4). In summary, the reported findings from each paper were independently copied into the external spreadsheet and served as input for the next stage of analysis, with a total amount of 2676 words.

#### *4.5. Data Analysis*

We used VOSviewer [47] to construct and visualize the the term network co-occurrence from the extracted dataset. This tool uses a layout algorithm to display the spatial relationships among the input items based on their similarity or the frequency of connection. By default, the outcome is an interactive network map, where items are represented as nodes and their relationships as lines, revealing clusters, patterns, and structures within the data.

Figure 2 shows the network of mobile usability issues, extracted from the input of 2676 words. The created network consists of 21 clusters, which encompass 155 terms and 622 co-occurrence links. Note that the study of the network allowed us to analyze patterns within the data and perform further data processing, including identifying, tagging, and removing generic and irrelevant terms.

We also recognize the value of the co-occurrence analysis which identifies relationships based on how frequently items appear together regardless of

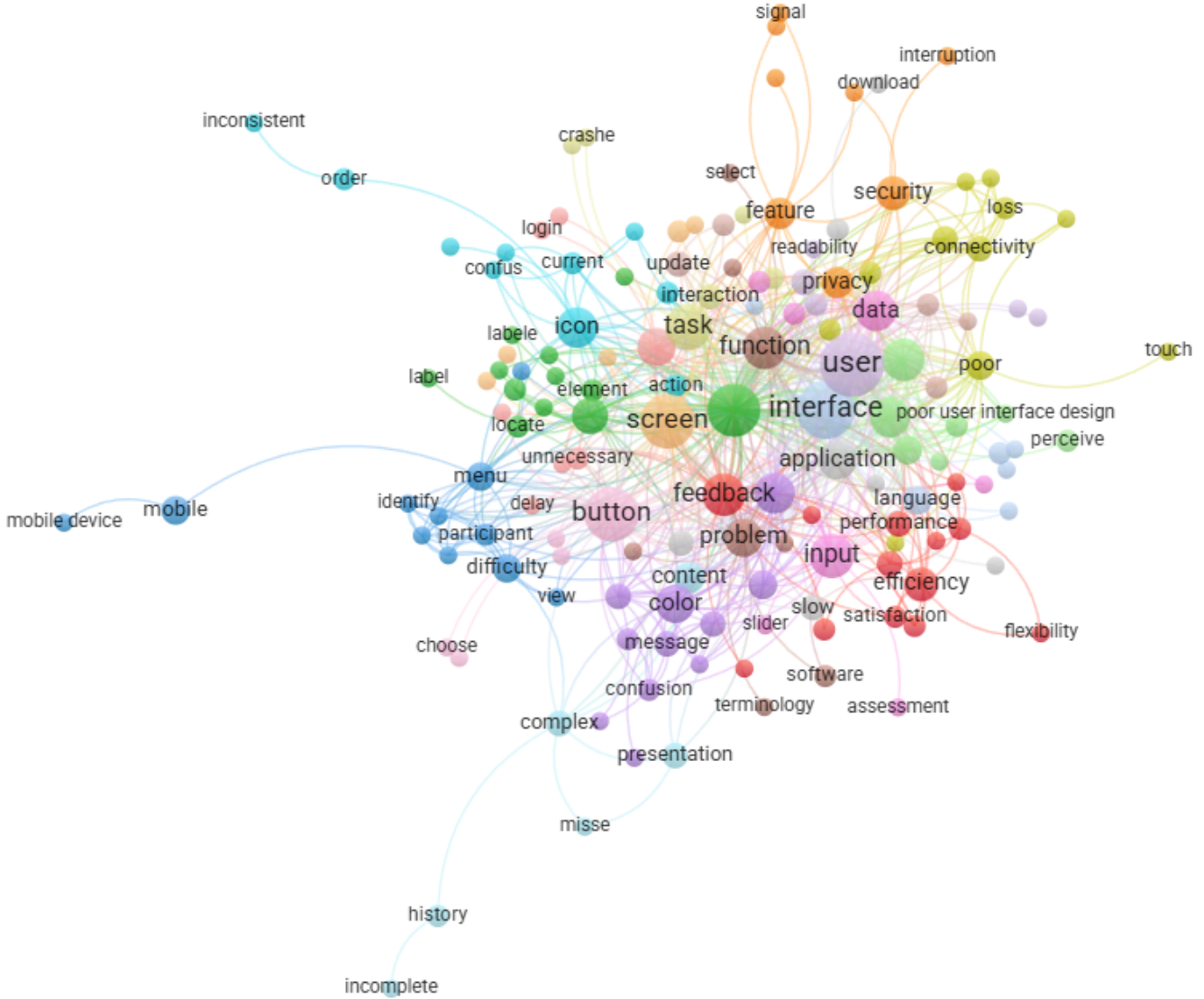
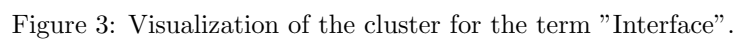
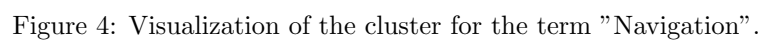


Figure 2: The network of terms used to describe the mobile usability issues.

the strength or directionality of the connections. For instance, Figure 3 and Figure 4 show the patterns for interface and navigation terms, respectively.

More specifically, Figure 3 shows Cluster 7, which has 55 links and 21 terms with a total link strength of 130. Here, the term "interface" is associated with terms that have a neutral meaning, such as application, design,







navigation, input, and feedback, as well as terms that have a negative meaning, such as unclear, error, confuse, poor, and crash, among others.

Next, as shown in Figure 4, Cluster 2 contains 67 links and 17 terms, with a total link strength of 127.14. Similarly, the term navigation is associated with both neutral terms like user interface, task, screen, and feedback and negative terms such as difficulty, delay, crash, unclear, and unresponsive, to name a few.

It's important to note that exploring individual clusters within the network is an easy way to find relevant information. In general, we found that this software is a valuable research tool. However, further analysis is needed to gain detailed insights into the extracted dataset.

#### *4.6. Code Extraction*

In essence, in vivo coding assumes that codes are extracted directly from documents. This preserves the original language used in qualitative data. Such approach maintains authenticity by grounding the analysis in the reported lived experiences usability issues. By definition, a code is a phrase or expression of one or more words that encapsulates meanings relevant to the research question.

The following three steps were undertaken to extract codes. First, we carefully read the text line by line. In particular, we paid attention to phrases or expressions that stood out or were repeated. Second, we identified meaningful phrases by highlighting exact words or short phrases. Third, we transferred the codes to a spreadsheet to enable frequency counting and further analysis.

A total of 457 codes were extracted. An analysis of keyword density shows that the ten most frequent single words are: information (#26), interface (#24), user (#22), screen (#20), unclear (#20), issues (#18), navigation (#17), lack (#17), difficult (#17), and application (#15). The top five a two-word phrases are: user interface (#11), difficult understand (#10), interface design (#5), font size (#5), and main screen (#4).

The next step is semantic analysis, which involves interpreting the meaning of the extracted codes to identify general or specific usability issues. This process also bridges the gap between raw language and analytical interpretation to organize the codes into meaningful categories.

#### 4.7. Semantic Evaluation of Codes

In qualitative research, semantic evaluation involves analyzing the meaning and relationships of the language used in a study. In our case, it is a method of identifying and interpreting the explicit meanings conveyed by the codes extracted from a dataset. Note that for most qualitative studies, including those using in vivo coding, three to seven evaluation criteria are generally sufficient. Due to the nature of our research topic, we defined four exclusion and three inclusion criteria.

##### 4.7.1. Exclusion Criteria

In the first pass, the following exclusion criteria guided the undertaken semantic evaluation:

- EC1 Common or prevalent to the research topic: Exclude data that do not offer new or unique insights.
- EC2 Lack of relevance to the research question: Exclude data that do not contribute meaningfully to answering the research question.
- EC3 Context dependency or application specificity: Exclude data that are too narrowly tied to a specific context, application, or system, as this limits their generalizability.
- EC4 User-specific actions or behavior. Exclude data that reflects highly individualized or idiosyncratic user action or behavior that cannot be reasonably generalized or replicated.

The first exclusion criterion (EC1) applies to words or phrases commonly associated with the research topic. Specifically, codes tend to express well-known, generic, or obvious statements without providing additional detail, context, or perspective. For instance, the following single words were excluded: “compatibility”, “device”, “flexibility”, “legibility”, “mobility”, “multimodality”, “issue”, along with others, including “emotional response”, “user confidence”, and “physical environment”. In this case, 82 codes were removed from the input dataset.

The second exclusion criterion (EC2) pertains to irrelevant codes to the scope covered by the research question. In other words, these kinds of expressions fall within the scope of human-computer interaction; however, they do not meaningfully contribute to our study. For example, the following codes



were excluded: “comparison with other similar products”, “dependency on the system”, “different display resolutions”, “hand manipulation”, “system vs. world”, “visual attention”, among others. In this case, 25 codes were removed from the input dataset.

While checking the third exclusion criterion (EC3), interestingly, some authors documented only issues strictly related to the specific features of the mobile application tested by the study participants. In this vein, they did not attempt to generalize those issues into broader themes. For instance, “complex, long sentences”, “does not have page name”, “game mechanics”, “grammatical error”, “lack of advance options”, “limited phone space for new messages”, “no KAI payment feature”, “quality of the image”, “redundancy wording”, “texts are not aligned”, “the text is not justified”, “words have been distorted”. These findings, represented by a total of 173 codes, were excluded based on the third criterion (EC3) due to their specific or individual nature.

Last but not least is the fourth exclusion criterion (EC4), which concerns codes that explicitly describe specific users’ actions recorded during application testing, as well as their attitudes or perceptions expressed afterward. For instance, “cannot find category, so user typed in order to search”, “cannot save the favorite places”, “confusion when needing to vertical scroll”, “did not see current location button”, “got lost into Measurement Tools function”, “participant unaware that tapping was an option”, “participants noted difficulty with dragging pictures in PSM”, “recognition of the scale range is difficult”, “unable to show detail result page”. In total, 28 codes were removed from the input dataset.

In summary, applying all exclusion criteria resulted in the removal of 308 (67.40%) codes. The input dataset now contains 149 codes, which will undergo further evaluation.

#### *4.7.2. Inclusion Criteria*

The inclusion criteria explicitly define the characteristics and conditions that a code must meet to be considered relevant and valuable for analysis. Note that, in this qualitative research, defining inclusion criteria (IC) involves transitioning from broad, theory-driven foundations to specific, context-driven conditions. At a general level, the first inclusion criterion (IC1) reflects alignment with the grounded theory in the field of Human-Computer Interaction (HCI). The second criterion (IC2) relates to the PACMAD+3 model at the model-driven level and encompasses ten usability attributes derived from

cutting-edge literature on mobile HCI. The third criterion reflects alignment with general usability traits applicable to all mobile applications. This layered approach balances openness to discovery with analytical focus and rigor.

Accordingly, we formulated the following inclusion criteria, which were subsequently verified during the second pass:

- IC1 Alignment with Mobile Human-Computer Interaction Literature: Include any codes that correspond to recognized usability concepts, or themes discussed in the existing literature on mobile usability.
- IC2 Adherence to the PACMAD+3 conceptual model: Include any codes that align with the model’s theoretical usability attributes.
- IC3 Direct reference to a generic usability trait: Include data that explicitly refers to widely recognized qualities within the scope of mobile application usability.

In the first pass, we carefully examined each code by analyzing its linguistic semantics, taking into account the relevance to the research question. Thus, the following codes and words were removed: “application” (#4), “lack” (#2), “problem” (#2), user (#1), complicated (#1), ergonomics (#1), cumbersome (#1), features (#1), “issue” (#1), “use” (#1), menu (#1), required (#1), product (#1), “software” (#1), “undo” (#1). In addition, each code was pruned of adjectives with negative connotations that lacked substantial informative value such as “poor” (#4) and “bad” (#2). Next, we performed data stemming to simplify code dimensionality and enable their effective generalization. Afterwards, the dataset was examined against each inclusion criterion independently.

When applying the first inclusion criterion (IC1), we addressed the following question: Does the code reflect a concept or issue commonly addressed in mobile human-computer interaction (HCI) literature? A code that matches at least three studies published within the past ten years meets IC1. In this pass, all 35 codes met this condition. Next, we counted the frequency of each code. Seven unique themes emerged, each of which occurred at least twice, as shown in Table 1.

Considering the second inclusion criterion (IC2), we investigated the following question: Which specific attribute of the PACMAD+3 model does the code match? The attribute name and its conceptual definition serve as primary points of reference [28], along with well-recognized indicators used

Table 1: The list of themes related to mobile usability issues that met IC1.

Theme	Count	Reference
Navigation	12	[46], [48], [49], [50], [51], [52], [53], [54], [55], [56], [57], [58]
Design	8	[50], [51], [54], [57], [59], [60], [61], [62]
Security	5	[62], [63], [64], [65], [66]
Privacy	3	[64], [65], [67]
Help	2	[46], [62]
Accessibility	2	[68], [69]
Information architecture	2	[63], [70]

for its operationalization [22]. In this case, 19 codes were identified. A total of eight attributes were recognized, although Memorability [71] and Satisfaction [72] appeared only once each. Table 2 shows the summary in this regard.

Table 2: The list of attributes related to mobile usability issues that met IC2.

Attribute	Count	Reference
Efficiency	5	[46], [73], [74], [75], [76]
Ease of use	3	[59], [77], [78]
Understandability	3	[53], [61], [79]
Cognitive load	2	[46], [49]
Learnability	2	[62], [68]
Effectiveness	2	[73], [74]

Last but not least, considering the third inclusion criterion (IC3), we put forward the following question: Does the code clearly and directly refer to one of these recognized usability traits, either by name or description? We verified whether each code meaningfully aligned with the previously extracted mobile usability theme or attribute. Next, we estimated the frequency of each attribute according to the number of studies. Note that the Navigation and Learnability categories are supported by one paper, while the others are covered by two or more sources. Table 3 shows more details in this regard. Ultimately, we determined and grouped 95 codes (usability traits) into 14 attributes, as presented in Table 4.

Further analysis and interpretation are discussed in the next section.

Table 3: The list of attributes related to mobile usability issues that met IC3.

Attribute	Count	Reference
Design	14	[49], [53], [55], [56], [68], [73], [72], [80], [81], [82], [83], [84], [85], [86]
Efficiency	11	[54], [59], [60], [64], [76], [82], [84], [87], [88], [89], [90]
Understandability	10	[49], [50], [51], [91], [92], [86], [93], [94], [95], [96]
Ease of use	9	[61], [64], [74], [82], [93], [87], [88], [95], [97]
Information architecture	7	[46], [70], [86], [88], [97], [98], [99]
Errors	6	[51], [61], [66], [78], [82], [100]
Operability	6	[62], [82], [88], [90], [99], [101]
Cognitive load	5	[49], [62], [69], [75], [102]
Effectiveness	4	[49], [61], [77], [95]
Accessibility	3	[74], [98], [103]
Help	2	[51], [94]
Memorability	2	[82], [84]
Learnability	1	[82]
Navigation	1	[94]

#### 4.8. Findings

At this point, let us recall the research question, which was formulated as follows: What are the usability issues associated with mobile applications? Since there is no single answer to this question, the findings have been semantically grouped and discussed in separate subsections for greater clarity and readability.

##### 4.8.1. Design

In the User Interface Design category, issues include inconsistent visual elements such as fonts, images, and headings, as well as an unappealing interface, unclear or malfunctioning buttons, and difficult-to-navigate menus. It was also noted that the design lacks visual coherence and that the text is sometimes too small or illegible. Other issues include ineffective color patterns and schemes and general design clutter.

##### 4.8.2. Understandability

The identified issues within the Understandability and Help categories highlight significant challenges related to the clarity and interpretability of

Table 4: Codes extracted represented

Category	#	Code
Design	20	attractiveness; not consistent font; not consistent image; not consistent heading; lack of information about privacy and security features; user interface organization; visibility; unclear labels; too small font size; small screen or font size; lack of effective color scheme; icon/symbol/graphical representation issues; appearance / look of the product; unclear buttons; aesthetics; poor interface design (annoying colors, lack of following standards in icon design, small font size); text was too small; unclear labeling of interface components; color patterns; font inconsistency
Understandability	13	feedback; icons ambiguity; confusion in understanding the terminology or wording; information is not clear and is not enough; unclear meanings of labels; terminology interpretation; unclear control and confirmation; application's interface is inconsistent and confusing; unclear instructions; language issues; dialogue boxes labeled in an unclear way; buttons labeled in an unclear way; user interface misunderstanding
Efficiency	12	performance (#3); slow responsiveness of the application; efficiency to input data; information processing delays; slow loading times; efficient interactions; slow response; long loading process; delayed notification delivery; freezing of the app during use
Ease of use	10	difficulties in performing tasks (some of them were not agile nor easy to complete); complicated menu; application very cumbersome to use; not easy access to all features; visibility (not being able to find a particular link, button, piece of information or a particular page); dense walls of text; simplicity; consistency; difficult to understand application's language; no clues how to perform a task
Information architecture	8	readability; the amount of GUI information displayed; information localization and relevance; lack of topic organization; effective information presentation; unnecessary information; grouping or distinction of items; information density
Errors	7	bugs: crashing forcefully closing; functionality errors; syntactic errors; frequent crashing/software malfunction; deadlocks; correctness (violation of syntax, unresponsive functions, links and buttons, or the application failing to do what it is supposed to do and crashing); no visible feedback
Operability	6	contextual awareness; buttons not working properly; feedback; preservation of context; unresponsive touch screens; immediate feedback
Cognitive Load	5	consistency (#2); information overload; extensive workload in task performance; highly complex tasks to perform
Effectiveness	4	lack of task support; task flow; completeness (lack of required information); no feedback from application after inputting any action
Accessibility	3	voice recognition; color contrast issues; trouble hearing alerts
Help	2	lack of guidance and explanation; poor assistance and support
Learnability	2	items with overlapping concepts; difficulty in learning to use the application
Memorability	2	complex hierarchal presentation and too many options to choose from; locating appropriate interface elements
Navigation	1	unclear navigation logic

mobile application interfaces. Users often encounter vague terminology and unclear instructions. They also experience a lack of feedback, incomplete or poorly labeled information, and confusing requests.

#### *4.8.3. Efficiency*

The issues identified within the Efficiency category hinder the performance of mobile applications, affecting their smooth and prompt operation. Users report slow response times, delayed content loading, inefficient data input, and interruptions, such as apps freezing or delayed notifications.

#### *4.8.4. Ease of use*

The Ease of Use category concerns a user perception on how intuitively and effortlessly can interact with a mobile application. Reported issues insufficient helpful cues, and inadequate support while using the app.

#### *4.8.5. Information architecture*

The information architecture category covers how content within a mobile application is structured, presented, and made accessible to users. Major usability issues in this area include overwhelming information density, poorly grouped related content, and unclear localization or placement of important information.

#### *4.8.6. Errors*

The Errors category includes technical and functional issues that disrupt the normal operation of a mobile application. Users experience crashes, deadlocks, unresponsive functions, or incorrect system behavior.

#### *4.8.7. Operability*

Operability in mobile applications refers to the degree to which users can effectively operate and control it. Issues in this area include unresponsive or malfunctioning touchscreen buttons, inconsistent or absent feedback mechanisms. In addition, users also often report a lack of contextual awareness or failure to preserve context.

#### *4.8.8. Cognitive load*

In the context of mobile application usability, cognitive load refers to the mental effort users expend to process information, navigate tasks, and make decisions while interacting with the application. Users often struggle

to complete tasks due to an overwhelming amount of information, complex tasks, or unfamiliar content.

#### *4.8.9. Effectiveness*

The identified issues in the Effectiveness category include unresponsive controls, poor task flow, lack of feedback, and difficulty locating key user interface elements.

#### *4.8.10. Accessibility*

Issues in the Accessibility category generally highlight common barriers and inadequate accommodations for a wide range of user needs. More specifically, these issues include insufficient voice recognition support, poor color contrast, and difficulty hearing alerts and notifications.

#### *4.8.11. Help*

In terms of available Help, users reported lack of guidance and explanation, and poor assistance or support.

#### *4.8.12. Learnability*

In terms of learnability, users report issues such as overlapping concepts, unfamiliar symbols, and inconsistent designs when performing a single task.

#### *4.8.13. Memorability*

In regard to memorability, users have difficulty with overly complex hierarchies and an abundance of options. They also have trouble locating interface elements and recalling experiences with similar yet different applications.

#### *4.8.14. Navigation*

Issues in the Navigation category include unclear navigation.

#### *4.8.15. Security*

The issues identified within the Security category raise common concerns about how mobile applications interact with device-level protections and manage user data security. Users are primarily concerned about the lack of information security mechanisms and transparency regarding how their personal data is protected. Other concerns include infrequent updates that leave vulnerabilities unaddressed and policies that enforce insecure practices, such as mandatory password changes.

Table 5: List of external factors affecting usability of mobile applications

Factor	Count	References
Low network speed	12	[51, 54, 60, 61, 63, 73, 80, 87, 88, 101, 104, 105]
Short battery life	8	[51, 63, 66, 78, 80, 85, 91, 90]
Screen size	6	[63, 71, 78, 87, 104, 106]
Memory	6	[51, 102, 106, 66, 91, 78]
Processing power	4	[102, 106, 71, 73],
Size of the physical buttons	2	[51, 82]
Unstable connection	2	[54, 88]

#### 4.8.16. Privacy

The issues identified within the Privacy category emphasize the need for greater transparency and user awareness of data protection practices in mobile applications. More notably, the absence of easily accessible privacy policies and terms of use prevents users from understanding how their personal information is collected, stored, and shared.

#### 4.9. Summary

Note that not all of these 16 categories are widely recognized in the field of mobile human-computer interaction. However, we will leave the original names unchanged since our goal, at this point, is neither to synthesize nor to introduce new categories. Besides, We deliberately did not bring up satisfaction, which is an individual feeling of contentment, happiness, or fulfillment that comes from achieving a desire, fulfilling a need, or resolving a problem. To sum up, these 16 categories will serve as the baseline for further analysis.

#### 4.10. Other Findings

In addition, two other group of factors, not directly related to mobile applications, emerged during the review. In case of the former, Table 5 presents seven external factors that have been reported to significantly impact the usability of mobile applications.

Analyzing the demonstrated results, the following conclusions can be drawn. Fast network connectivity is undeniably a must-have feature for modern mobile devices to ensure a satisfying user experience. Slow data transfer, on the other hand, is the most significant external factor affecting the usability of mobile applications. As one might expect, the other factors concern limitations inherent to mobile hardware devices, including battery life, screen



size, memory, and CPU capacity, along with the size of the physical buttons available for a user to control an application.

The second group concerns factors that reflect user perceptions experienced through interaction. In this space, one can point to:

- positive emotions such as: confidence [46], comfort [84], trust [81], satisfaction [71], and
- negative emotions such as: frustration [56].

In numerous studies, users' emotions have been conceptualized and tested as the outcomes (independent variables), underlying popular technology acceptance models [107].

## 5. Study #2. Interviews with practitioners

Keeping in mind the goal of our study, the second phase of our research involved interviewing practitioners from the mobile software industry. Although our interest remained the same, we aimed to collect primary data on post-development lessons related to usability issues reported by users of released mobile applications. That being said, we put forward the following research question (RQ):

RQ2: What are the most common usability issues in mobile applications?

It should be noted here that to maximize the generalizability of qualitative research findings to broader contexts, we intentionally used the *most common* words to abstract from specific issues related to particular application features.

### 5.1. Research Method

Considering the qualitative nature of the research topic, we used an interview as a qualitative research method with open-ended and predetermined questions to collect information from respondents. We chose open-ended questions to provide the necessary unbounded space to identify usability issues and maintain the scope and depth of our research data. In other words, we did not demand one correct answer; instead, we accepted any answer [108]. However, this type of question requires expertise and diligence from the interviewee. Therefore, respondents must exhibit a certain level of knowledge and experience. To reach such people, the obvious choice was to use purposive sampling. We believe that this data collection method and its settings are both valid, as such approach has the potential to yield valuable responses.

### 5.2. Data sampling and time frames

By definition, purposive sampling strategy ensures that specific kinds of cases of those that could possibly be included are part of the final sample in the research study [109]. In this line of thinking, we employed this strategy based on the assumption that different groups of people have valuable, unique perspectives on the usability issues under consideration and should therefore be included in the sample [110]. From September to December 2024, we reached potential interviewees through our personal contacts as well as social media.

### 5.3. Sample characteristics

To determine and establish a group of experts, we qualified interviewees based on their professional experience in the mobile software industry and the number of projects they had worked on in mobile application development. In this view, an expert is someone who has at least two years of experience in two different projects. From a pool of 20 people who were contacted and agreed to participate, we positively classified nine (four men and five women) for the survey. Table 6 shows the detailed characteristics of the assembled pool of experts.

Table 6: A summary of the demographic information and professional backgrounds of the interviewed experts.

<b>Id</b>	<b>Gender</b>	<b>Age</b>	<b>Education</b>	<b>Current Occupation</b>	<b>#EX</b>	<b>#P</b>
E1	Woman	41	Higher	Technical Writer	16	2
E2	Woman	42	Higher	UX Writer	16	2
E3	Man	26	Higher	Product Designer	5	2
E4	Man	42	Hihger	CPO	10	2
E5	Woman	26	Hihger	UX Designer	3	5
E6	Woman	41	Hihger	UX Writer	20	3
E7	Woman	26	Hihger	UX Researcher	4	3
E8	Man	37	Higher	IT Consultant	20	5
E9	Man	22	Higher	Mobile Software Developer	2	2

The average age of the respondents was 33.7 years, and all of them had received a higher education. They currently hold a variety of positions ranging from general to highly specialized. These include consultants, designers, developers, and writers working in the software industry, as well as a researcher working at a technical university.

Note that none of the experts agreed to disclose any personal or company information, including product or project names or budget sizes. Nevertheless, it is important to note that our respondents neither share a workplace nor collaborate on past projects.

### 5.4. Data Collection

To make things easier and more comfortable for everyone, we sent out an electronic questionnaire by email to each expert individually. The survey had three parts. The first part was the introduction and contains the guiding theme. The second part asked respondents to answer the following question:

What are the most common usability issues in mobile applications? The third part asked for demographic information, including age, level of education, current occupation, and years of experience. Additionally, participants were requested to identify and describe IT projects they have been involved in over the past three years.

Due to the clear and specific objective of our study, along with specialized group of respondents, we did not plan for follow-up discussions or evaluations. However, the experts were instructed to provide any important, detailed information to the parties involved in mobile software development and maintenance.

The experts provided feedback in both Polish and English. For the former language, we used two online American English translators, namely: Google Translate ([translate.google.com](https://translate.google.com)) and DeepL ([www.deepl.com/translator](https://www.deepl.com/translator)). Each sentence was independently translated by two translators. The results were then compared to check and ensure consistent terminology. Overall, the quality was highly satisfactory, with only a few translations requiring minor revisions. Table 7 summarizes the collected data in quantitative terms, showing the estimated number of submitted sentences and words. Note that bullet points are not counted as full standalone sentences.

Table 7: A summary of the collected responses by gender, including the number of sentences and words.

<b>Id</b>	<b>Gender</b>	<b>#Sentences</b>	<b>#Words</b>
E1	Woman	3	19
E2	Woman	5	40
E3	Man	10	270
E4	Man	3	20
E5	Woman	5	21
E6	Woman	6	61
E7	Woman	4	67
E8	Man	19	299
E9	Man	6	60

Our sample includes 857 words and 61 sentences. The median of answer length, measured by word count, is 60. Among women, the lengths appear consistent, whereas among men, two outliers (E3 and E4) are noticeable. Similarly, from a qualitative perspective, the collected data revealed significant variation in both the style of expression and the level of detail. In other

words, while some respondents provided brief, bullet-pointed answers, the others opted for a more detailed, narrative style.

### 5.5. Data Analysis

First, we carefully reviewed all of the collected data. Preliminary screening revealed that all responses were logical, evidence-based, and pragmatic, proving their relevance and validity.

To address the research question in an appropriate manner, we used an in-vivo coding (also termed as literal coding) approach. The rationale for its selection is based on the following premises. First, in-vivo coding is a qualitative data analysis method in which the exact words or phrases of the participants are used as codes [111]. This approach preserves the authenticity and voice of respondents, making it especially valuable in exploratory research [112]. Third, in vivo coding is often used to develop grounded theory [113]. Therefore, in-vivo coding was a suitable and reasonable choice for extracting mobile usability issues.

In-vivo coding was performed as follows [114, 115]:

1. Reading: A careful reading to understand the context, paying attention to recurring ideas, emotions, and striking phrases.
2. Coding: Extract individual words, topics, or themes and label them with double quotation marks as codes.
3. Evaluating and pruning: Evaluate the relevance of each code and remove the irrelevant ones from the dataset.
4. Counting: Determine the number of extracted codes.
5. Grouping: Analyze the meaning of each code and group similar in vivo codes together to begin forming broader attributes.

From a practical standpoint, the first two steps are performed simultaneously. Additionally, we printed the spreadsheet, which allows for highlighting and adding comments. When examining individual whole sentences or single bullet points, we separated individual issues or single topics using double quotation marks. In the first pass, a total of 99 codes were extracted. In the second pass, we evaluated each set of codes extracted from a particular response. We considered the context of the entire sentence, as well as the

merit and relevance of each code. This process resulted in the removal of 26 codes, leaving 73 in the data volume.

It should be noted that Expert#3 identified the intentional use of unethical practices by the software provider as the primary obstacle specifically targeting less experienced users. While we strongly disapprove of such practices, we excluded these codes from the analyzed dataset, assuming they are isolated incidents.

In-vivo coding involves grouping similar or related codes derived from participants' exact words or phrases, helping to organize the data and identify patterns across responses. In our study, these groups are structured according to usability attributes or, more broadly, by categories that reflect shared concerns and issues. Since the grouping process closely aligns with thematic analysis, we draw on the previously identified mobile usability attributes and categories (see Section 4.8). For greater clarity and coherence, we will present the details of the further analysis and the classification results in the next section.

### 5.6. Results

First, we performed a semantic analysis to identify shared meanings between the codes and categories. Next, each code was then assigned to a unique attribute where a clear match was found.

During analysis, four other attributes emerged. The first is Language, which encompasses seven codes: grammar errors, punctuation errors, stylistic errors, texts that are too formal, texts that are too official, texts that do not match the product's voice and tone, and non-inclusive texts. However, considering the categories that have already been identified, these codes fall within the scope of the Understandability category.

The second is Responsiveness which contains four codes: unresponsive elements, inadequate adaptation to mobile screens, lack of responsiveness, and lack of optimization for mobile devices. Since responsiveness refers to a mobile application user's ability to complete assigned tasks within a given time, this category falls within the scope of Effectiveness.

The remaining two: Advertising, and Invasiveness, each have one code, respectively: intrusive ads, and too many notifications. While the former refers to a commercial and public medium promoting a specific product or service, it is an element of user interface design, however do not imply to the mobile applications in general. Similarly, notifications are a mechanism that sends alerts and messages to a user's device to provide updates or timely

information. Nevertheless, they still remain a convenient option for certain applications. Thus these two codes will not be further considered.

Table 8 shows the results of the thematic analysis, based on these assumptions. Eventually, ten categories emerged from the analysis of the experts' responses.

Table 8: Mobile usability attributes, sorted in descending order by the number of assigned codes.

Category	Count	Codes
Design	22	unnecessary animations; inconsistency between the mobile and web versions; use of dark patterns; fonts that are too small; failure to comply with minimum contrast levels; aesthetic considerations over accessibility; lack of consistency with generally accepted standards; large graphics and headers; cluttered screens; inconsistent texts; inconsistent image of the application; mobile devices limit layout options; need for good visual hierarchy; opaque UI; opacity due to lack of affordances; skeuomorphic affordances; chiseled 3d button; modern interface hides scrollbars; buttons indicated by body text; placing clickable objects close to the edge of the screen; displaying tables on small screens; unintuitive layouts
Understandability	13	interface element naming; abbreviations without explanation; icons without explanation; texts that are too technical; texts that are too enigmatic; special knowledge required to understand expression; grammar errors, punctuation errors; stylistic errors; texts that are too formal; texts that are too official; texts that do not match the product's voice and tone; non-inclusive texts
Effectiveness	8	not enough focus on core actions; not supporting users in the process; user is unaware that a process has started or is in progress; unintuitive processes; unresponsive elements; inadequate adaptation to mobile screens; lack of responsiveness; lack of optimization for mobile devices
Operability	7	designed with desktop in mind; long scrolling; buttons that do not work
Information architecture	6	inconsistent product sorting; not enough focus on core features; unclear information hierarchy; need to prioritize content; no preloaders or progress bars; lack of appropriate error messages
Errors	6	app crashes; login errors; logging out of the application for no reason; errors during password recovery; bugs; poor error handling
Efficiency	4	poor loading time; long application opening time; long loading times for individual subpages; freezing
Accessibility	2	failure to comply with digital accessibility guidelines; failure to comply with WCAG
Ease of use	1	poor navigation
Learnability	1	users have to learn from scratch

The Design attribute includes the most codes, with a total of 22. The next categories are Understandability (#13), Effectiveness (#8), Operability (#7), Information architecture and Errors (each #6), Efficiency (#4), and Accessibility (#2). In the end, Ease of use and Learnability contain one code each. As one can easily conclude, these ten attributes only encompass 71 of the 73 codes.

## 6. Synthesis and Generalization of Results

In the previous sections, using a grounded theory approach, we identified and analyzed 16 distinct categories of usability issues based on two data sources. Since our goal is to develop a generic and unified a catalog of usability issues while avoiding unnecessary complexity, thus, one has to test and establish both internal and external validity.

### 6.1. Internal Validity

By definition, internal validity corresponds to credibility and is described as the best available representation of accuracy [116]. In other words, internal validity concerns the extent to which research findings correspond with reality and reflect what actually exists [117]. To determine internal validity, we examine the collected evidence from two performed studies. To this end, we used a two-stage approach.

In the first stage, we perform a conceptual inter-analysis by critically comparing existing conceptualizations with the identified categories and their corresponding keyword dictionaries. In the second stage, we conduct a conceptual intra-analysis by identifying underlying relationships and patterns within the extracted categories. Specifically, we analyze each category and compare it with the others, drawing on both web sources and scholarly literature. The results of the semantic analysis, comparison and merging are as follows:

- User Interface Design and Information Architecture to **User Interface Design**. According to Wikipedia [118], "(...) user interface (UI) design primarily focuses on information architecture. It is the process of building interfaces that clearly communicate to the user what's important". Similarly, recent research has also advocated this view [119, 120].
- Understandability with Help to **Understandability**. These two categories share a significant amount of meaning. The former relates to



the perceived value of information that aids the user in performing a task. Modern mobile applications, on the other hand, generally lack a traditional "Help" section [121], which is common in desktop software. Instead, mobile applications offer direct assistance through features embedded in the user interface such as contextual hints [122], guided walkthroughs [123] or progress bars [124].

- **Operability with Navigation to Operability.** The former is defined as a mobile application's ability to be operated by users [28], while the latter refers to the way users navigate an application on their mobile devices. Both terms relate to the user interface and the physical buttons available on the device. However, operability is an already well-established attribute of mobile applications [28]. In this vein, some studies have introduced suitable heuristics under the operability measure [125], while others tested and evaluated the operability [126].

To sum up, from the initial six categories, only three, namely: User Interface Design, Understandability, and Operability, will be further considered. Since the remaining categories are well-established in the scholarly literature, one can conclude that internal validity has been achieved. According to Khorsand and Crawford [127], internal validity is a prerequisite for external validity. Thus, we can proceed to examine the latter.

## 6.2. External Validity

By definition, external validity is defined as "the extent to which the results of a study can be generalized beyond the specific context of the study to other populations" [128]. In our study, external validity concerns the applicability of the results to the general model of mobile application functionality.

According to the recent studies of Harrison et al. [26] and Weichbroth [28], well-recognized in the current stream of research, it is clear that the Accessibility, Security, and Privacy categories do not meet the conditions of generalizability and applicability. Furthermore, the typical mobile app user is not equipped with both tools and knowledge necessary to evaluate the privacy and security of mobile applications. Therefore, we will not consider these three categories any longer.

## 7. Results

The current study aimed to answer the following question: What usability issues are associated with mobile applications? Drawing on a triangulation

approach that incorporates two data sources and research methods, below we introduces a catalog of the usability issues in modern mobile application development, classified under a three-tier system. In addition, we also present a novel taxonomy, a controlled vocabulary organized into a hierarchical structure consisting of usability issue categories and their corresponding keywords.

### 7.1. Catalog and classification of usability issues

In summary, of the sixteen input categories, ten remained. Note that these categories correspond to the general attributes of the mobile application. Figure 5 presents the three-tier Application–User–Resource (AUR) classification system for the identified mobile usability issues.

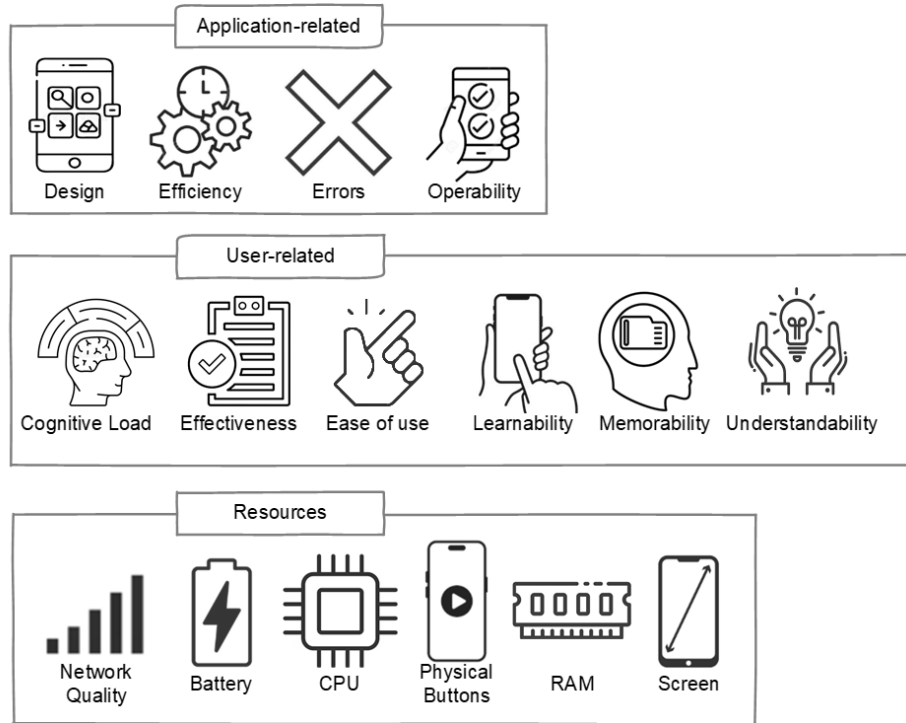


Figure 5: The three-tier AUR classification and the catalog of usability issues in modern application development.

The top tier is related to the four attributes of mobile applications. User interface design encompasses the layout and structure of information, the

component arrangement, and visual styling. Efficiency refers to an application’s ability to respond quickly and accurately to user actions. Errors refer to the number of defects and malfunctions that occur during a user’s performance of a task. Operability corresponds to context sensitivity, which reflects an app’s ability to adapt to and be used in different circumstances.

The middle tier is associated with the six user-oriented abilities. Effectiveness is defined as a user’s ability to successfully complete a task within a specific context. Cognitive load is the amount of mental effort required by a user’s working memory when using a mobile application. Ease of use refers to the extent to which a user perceives that using a mobile application requires no unnecessary effort. Learnability refers to how easily a user can engage with a new app without external guidance or help. Memorability is related to a user’s ability to effectively remember how to use an application. Understandability is the ability to easily comprehend any part of a mobile application.

The bottom tier concerns available resources. First and foremost, many applications rely heavily on internet data, which significantly influences their availability and performance. Battery drain limits how long mobile applications can be used. High CPU usage can be caused by demanding tasks within a single application, a software glitch, or multiple applications running simultaneously or in the background. This slows down the system and negatively affects the efficiency of running applications. Similarly, usability issues may also occur in the event of a shortage of RAM memory. Another issue is that the physical buttons are not always accessible due to their small size. Lastly, the size of the mobile device screen is also perceived as a significant limitation when operating a mobile application.

Additionally, a smartphone or other hardware device is usually equipped with an operating system, such as Android or iOS. Therefore, from a user’s point of view, this factor can also be considered an issue.

## *7.2. Taxonomy*

To organize and categorize information within a domain of mobile usability issues, we also decided to develop a taxonomy, based on the aforementioned classification system. Specifically, considering the nature of the available data, our taxonomy brings the form of a controlled vocabulary. Since a controlled vocabulary is a carefully curated and standardized set of terms, we identified and removed all context-sensitive items during the extraction and integration.

At its most basic, a controlled vocabulary is used to standardize communication and facilitate understanding. In our study, the aim of a taxonomy is to identify and select appropriate terms to describe the content and nature of a resource, thereby supporting the discoverability and resolvability of the issue.

To achieve this, we need to determine and collect all discrete terms relevant to each mobile usability category. To this end, we combined the data from Table 4 and Table 8. In this way, 228 keywords were extracted, which are presented in Table 9.

In summary, Table 9 provides a unified arrangement of mobile usability categories and related keywords in taxonomic groups according to their extracted relationships. The developed taxonomy illustrates the terminology used to describe the sixteen categories of usability issues related to mobile applications.

## 8. Discussion

### 8.1. Theoretical implications

In light of recent advancements in mobile human-computer interaction, particularly the PACMAD+3 model introduced by Weichbroth [28], our findings align with its attributes, and thus confirm its internal and external validity. However, this model, which includes ten attributes, lacks a user interface design. As previously discussed, the user interface is one of the most frequent sources of usability issues. That said, we advocate including this attribute in usability modeling.

On top of that, usability models have been developed to effectively address user-reported issues. This is not surprising, as user acceptance testing is the final stage of the software development cycle. In light of the obtained results, however, usability testing and evaluation should begin at the design stage. In other words, our findings advocates a *shift-left testing* approach. By definition, this approach emphasizes moving testing activities earlier in the development process to improve software quality through better test coverage and continuous feedback.

From a broader perspective, our results affirms the value of User-Centered Design approach on the one hand, and challenge the traditional software development lifecycle by advocating for early and continuous testing on the other. In this manner, we also acknowledge the core principle of the Agile Manifesto [129] regarding customer (user) collaboration. Specifically, in line

Table 9: Taxonomy of mobile usability issues.

Group	Category	Keywords
Application	Design	architecture, bar, color, component, consistent, contrast, dark, dense, density, design, display, feature, font, form, graphic, grouping, header, heading, hierarchy, icon, image, information, interface, interface, item, label, labeling, layout, localization, look, message, object, organization, organization, pattern, prioritize, progress, readability, relevance, screen, scrollbar, size, small, sort, spelling, standard, symbol, text, topic, unclear, user, visibility
	Efficiency	closing, data, delay, efficiency, fast, freezing, input, loading, long, notification, opening, performance, poor, processing, response, responsive, slow, speed
	Errors	bug, crash, deadlock, error, fix, function, handling, incorrect, malfunction, recovery, syntax, terminate, violation
	Operability	adapt, aware, battery, button, clickable, context, control, control, feedback, gesture, gesture, haptic, interactive, localization, navigate, network, operation, optimized, orientation, responsive, screen, scrolling, swipe, touch, unresponsive
User	Cognitive Load	capacity, clarity, cognition, complex, consistent, extensive, hierarchy, intuitive, mental, overload, simplicity, strain, think, unnatural, workload
	Effectiveness	action, adapt, assistance, attainment, completion, complex, correct, documentation, effective, effectiveness, feedback, flow, goal, input, instruction, instruction, interaction, optimization, outcome, perform, process, tip, troubleshooting, unintuitive, voice
	Ease of use	complete, consistency, discoverability, drawer, feature, feedback, flow, home, locate, logic, map, menu, path, perform, search, status, structure, task
	Learnability	affordance, familiar, faq, habit, learn, onboarding, overlapping, pattern
	Memorability	memory, progressive, recall, recognition, recognize, recurring, remember, retention
	Understandability	abbreviation, ambiguity, box, button, confirmation, confusion, contact, control, dialogue, form, formal, grammar, guide, help, icon, interpretation, label, language, misunderstanding, naming, official, punctuation, reaction, stylistic, support, terminology, text, tone, tutorial, typos, understanding, walkthrough, wording
Resource	Network Quality	connection, network, speed
	Battery	battery
	CPU	power, processor, processing
	Physical Buttons	button, physical
	RAM	operating, memory
	Screen	touch, screen, size

with other research, we agree that integrating users into the development process, fostering collaboration between teams, and maintaining openness and responsiveness to change are effective ways to produce user-friendly mobile applications.

### *8.2. Practical implications*

Our study also informs software practitioners. First, we provide user interface designers with a catalog of mobile usability issues. The delivered information pertains to a variety of mobile applications, user groups, and usage contexts. In our opinion, such approach yields a comprehensive perspective on user interface design.

Second, considering the role of a software analyst, we provide a structured vocabulary for developing non-functional requirements. Additionally, one can use the selected issues to formulate measurable quality norms against the corresponding application attributes. If a third-party software vendor is involved, clearly defined usability requirements establish unambiguous acceptance criteria for the implemented, yet not released product.

Third, we inform software developers of hardware and network-related issues. With the need to develop resource-efficient mobile applications in mind, the source code can be debugged and checked to enable targeted fixes. Technical debt can also be reduced through targeted refactoring, which involves identifying and addressing recurring usability issues.

Fourth, we provide software testers with a ready-to-use checklist. Although our catalog is generic and structured, it can easily be adopted and extended to ensure that all relevant criteria are consistently considered during testing and evaluation. This approach, on the other hand, would enhance accountability and communication by facilitating progress tracking and clearly reporting discovered issues.

In summary, our study informs interested parties about the potential challenges and obstacles of developing mobile software. It is important to note that we strongly advocate for a data-driven approach, relying on empirical evidence rather than intuition, naive assumptions, or anecdotal experience.

### *8.3. Study Limitations and Mitigation Countermeasures*

Along with the implications for theory and practice, we also recognize some limitations arising from the study settings. Although we employed a triangulation strategy involving two different research methods, each inherently carries certain limitations.

### *8.3.1. Systematic Literature Review*

The first was a systematic literature review (SLR) which substantially expanded the scope of several valuable reports on mobile usability issues. Firstly, the search string was deliberately limited to the top-level words extracted from the research question. This approach excluded from the search string lower-level terms that were nevertheless closely related to the research theme.

Secondly, limitations also arise from the time frames and data sources. Since the search only covers studies up to a certain point in time, more recent research may not be included. This results in an evidence base that does not fully reflect current developments in the field. However, this issue was addressed by selecting the fastest indexing search engine.

Thirdly, relying primarily on a single, arbitrarily selected database introduces the risk of incomplete coverage. However, to the best of our knowledge, Google Scholar offers the widest online coverage of academic content, including journal articles, reviews, and conference papers.

Fourthly, limitations also stem from the data extraction and analysis. Even when a predefined protocol is used, these stages inevitably involve subjective judgment. This is most apparent when extracting ambiguous information from different sections of a paper or reconciling discrepancies across studies.

Fifthly, the results of documented research may be biased depending on the target user group and the specific features tested. This threat was mitigated by formulating and applying inclusion and exclusion criteria. However, their application could be misused during the reading process, which could lead to the incorrect inclusion or exclusion of certain papers. This threat was mitigated by re-checking the paper's relevance (irrelevance), after the initial decision.

### *8.3.2. Interview*

An interview is a qualitative and systematic method of collecting detailed information from an individual about a specific topic. Therefore, by nature, the gathered data may be non-generalizable and subject to bias. Nevertheless, these limitations can be mitigated to some extent. In this regard, the survey question was intentionally formulated in a general way so that we could collect responses that were not limited to specific issues tied to the unique app features. The experts understood our line of thinking, and the collected information provides a general perspective on the subject matter.

The second limitation concerns the size of the sample. Considering that our study involved only nine experts, issues concerning the interpretation and extrapolation of results arise. However, in our opinion, insufficient sample size is not seen to threaten the validity and generalizability. The experts did not share professional experience. They all answered on their own, without consulting each other. With an adequate education and rich professional background, we found that the data collected after the ninth interview had reached a satisfactory level of saturation, providing sufficient information to draw valid conclusions.

The third limitation stems from the use of purposive sampling. However, this limitation has little bearing on our study due to its qualitative nature and the scope of the research topic. Nevertheless, subjectivity and potential bias may still arise in the selection of participants, as it relies solely on the author’s judgment. To mitigate this threat, the author intentionally selected more individuals than were needed for the study, anticipating that not all would be available. Additionally, each expert underwent a screening process that considered their professional experience.

## **9. Conclusions**

Although usability is widely recognized as one of the most important quality factors in mobile application development, it still presents several challenges and obstacles. Identifying the sources of usability issues is undoubtedly imperative to building a user-friendly app. To understand what constitutes a usability issue in mobile applications, it is important to consider the perspectives of users, researchers, and experts. Following this line of thinking, our study was undertaken to search for usability issues by reviewing the scholarly literature, surveying the practitioners, and investigating user online reviews.

The results presented and discussed cover a wide range of issues that we organized into 16 categories and divided into three levels. At the first App level, usability issues penetrate the user interface design, efficiency, errors, and operability. At the second User level, they affect cognitive load, effectiveness, ease of use, learnability, memorability, and understandability. At the third Resource level, usability is primarily influenced by network quality, as well as by the following hardware resources: battery, CPU, buttons, RAM, and screen size.



In overall, this findings are in potential interest of stakeholders, including both research community and mobile software industry. While both groups are focusing on different avenues, yet they share the same concern. Specifically, researchers investigate the mobile application landscape through research and experimentation. On the other hand, practitioners are set on developing mobile applications that will satisfy users. Clearly, our results meet the needs of both groups.

Similarly, the results lay the foundation for other endeavors that can be undertaken in the future. Further research could involve developing a latent operationalization model for identified usability variables, which would provide a way to measure and evaluate the usability of any mobile application from the perspective of its users. Additionally, a user survey could confirm the measurement model and determine the strength and direction of relationships between specific attributes and perceived usability. From the perspective of software providers, our results lay the groundwork for improving the quality assurance programs, including upgrading existing reviews and audits tools and testing checklists.

## References

- [1] Rakshit, S., Islam, N., Mondal, S. & Paul, T. Mobile apps for SME business sustainability during COVID-19 and onwards. *Journal Of Business Research*. **135** pp. 28-39 (2021)
- [2] Tiwari, A. Have social media platforms become the most reliable source of information for young users?. (2023), <https://igpp.in/publications/have-social-media-platforms-become-the-most-reliable-source-of-information.php> [Accessed on: 27.11.2025]
- [3] Statista Communications. (2025), <https://www.statista.com/markets/424/topic/2494/communications/#overview> [Accessed on: 27.11.2025]
- [4] Hart, R. Record 3.8 Trillion Hours Spent On Mobile Apps During 2021 In Another Blockbuster Year For Digital Economy. (2025), <https://www.forbes.com/sites/roberthart/2022/01/12/record-38-trillion-hours-spent-on-mobile-apps-during-2021-in-another-blockbuster-year-for-digital-economy/> [Accessed on: 27.11.2025]

- [5] Turner, A. How Many Apps are There in the World (2025). (2025), <https://www.bankmycell.com/blog/number-of-mobile-apps-worldwide> [Accessed on: 27.11.2025]
- [6] Morder Intelligence Mobile Application Market Size & Share Analysis - Growth Trends And Forecast (2025 - 2030). (2025), <https://www.morderintelligence.com/industry-reports/mobile-application-market> [Accessed on: 03.12.2025]
- [7] Kaur, A. & Kaur, K. Systematic literature review of mobile application development and testing effort estimation. *Journal Of King Saud University-Computer And Information Sciences*. **34**, 1-15 (2022)
- [8] Elguera Paez, L. & Zapata Del Rio, C. Elderly users and their main challenges usability with mobile applications: a systematic review. *International Conference On Human-Computer Interaction*. pp. 423-438 (2019)
- [9] Namoun, A., Alrehaili, A., Nisa, Z., Almoamari, H. & Tufail, A. Predicting the usability of mobile applications using AI tools: the rise of large user interface models, opportunities, and challenges. *Procedia Computer Science*. **238** pp. 671-682 (2024)
- [10] Lacerda, T. & Wangenheim, C. Systematic literature review of usability capabilitymaturity models. *Computer Standards & Interfaces*. **55** pp. 95-105 (2018)
- [11] MiniMicroLED, D. The TV Industry's Evolution: Three Key Trends Driving Product Structure Upgrades. (2024), <https://www.minimicroled.com/tv-industry-evolution-three-key-trends-driving-product-structure-upgrades/> [Accessed on: 30.11.2025]
- [12] Fortune Business Insights Information & Technology. Computer Monitor Market. (2025), <https://www.fortunebusinessinsights.com/computer-monitor-market-111584> [Accessed on: 30.11.2025]
- [13] Rico, J., Crossan, A. & Brewster, S. Gesture-based interfaces: practical applications of gestures in real world mobile settings. *Whole Body Interaction*. pp. 173-186 (2011)

- [14] Alshammare, H., Alshayeb, M. & Baslyman, M. Revealing the mobile UX horizon: Exploring user experience aspects, attributes, and measurement methods-A systematic mapping study. *Computer Standards & Interfaces*. pp. 103999 (2025)
- [15] Zein, S., Salleh, N. & Grundy, J. A systematic mapping study of mobile application testing techniques. *Journal Of Systems And Software*. **117** pp. 334-356 (2016)
- [16] Kirubakaran, B. & Karthikeyani, V. Mobile application testing—Challenges and solution approach through automation. *2013 International Conference On Pattern Recognition, Informatics And Mobile Engineering*. pp. 79-84 (2013)
- [17] Arif, K. & Ali, U. Mobile Application testing tools and their challenges: A comparative study. *2019 2nd International Conference On Computing, Mathematics And Engineering Technologies (iCoMET)*. pp. 1-6 (2019)
- [18] Google Play Instagram. (2025), <https://play.google.com/store/apps/details?id=com.instagram.android&hl=en> [Accessed on: 27.11.2025]
- [19] Tramontana, P., Amalfitano, D., Amatuucci, N. & Fasolino, A. Automated functional testing of mobile applications: a systematic mapping study. *Software Quality Journal*. **27**, 149-201 (2019)
- [20] Huang, Z. & Benyoucef, M. A systematic literature review of mobile application usability: addressing the design perspective. *Universal Access In The Information Society*. **22**, 715-735 (2023)
- [21] Weichbroth, P. Usability issues with mobile applications: Insights from practitioners and future research directions. *IEEE Access*. (2025)
- [22] Weichbroth, P. Usability of mobile applications: a systematic literature study. *Ieee Access*. **8** pp. 55563-55577 (2020)
- [23] ISO ISO 9241-11:2018(en) Ergonomics of human-system interaction — Part 11: Usability: Definitions and concepts. (2018), <https://www.iso.org/obp/ui/#iso:std:iso:9241:-11:ed-2:v1:en> [Accessed on: 02.11.2023]

- [24] Moumane, K., Idri, A. & Abran, A. Usability evaluation of mobile applications using ISO 9241 and ISO 25062 standards. *SpringerPlus*. **5**, 548 (2016)
- [25] Fathiyyah, D., Diani, M., Saputri, Z. & Others Usability Evaluation on Life Insurance Application Using System Usability Scale and ISO 9241-11. *2022 8th International HCI And UX Conference In Indonesia (CHIuXiD)*. **1** pp. 94-99 (2022)
- [26] Harrison, R., Flood, D. & Duce, D. Usability of mobile applications: literature review and rationale for a new usability model. *Journal Of Interaction Science*. **1**, 1 (2013)
- [27] Ammar, L. A usability model for mobile applications generated with a model-driven approach. *International Journal Of Advanced Computer Science And Applications*. **10** (2019)
- [28] Weichbroth, P. Usability of mobile applications: A consolidated model. *IEEE Access*. (2024)
- [29] Ali, W., Riaz, O., Mumtaz, S., Khan, A., Saba, T. & Bahaj, S. Mobile Application Usability Evaluation: A Study Based on Demography. *IEEE Access*. **10** pp. 41512-41524 (2022)
- [30] Kjeldskov, J. & Stage, J. New techniques for usability evaluation of mobile systems. *International Journal Of Human-computer Studies*. **60**, 599-620 (2004)
- [31] Noble, H. & Heale, R. Triangulation in research, with examples. *Evidence-based Nursing*. **22** pp. 67-68 (2019)
- [32] Turner, P. & Turner, S. Triangulation in practice. *Virtual Reality*. **13**, 171-181 (2009)
- [33] Ball, L. & Ormerod, T. Putting ethnography to work: the case for a cognitive ethnography of design. *International Journal Of Human-Computer Studies*. **53**, 147-168 (2000)
- [34] Turner, S., Cardinal, L. & Burton, R. Research design for mixed methods: A triangulation-based framework and roadmap. *Organizational Research Methods*. **20**, 243-267 (2017)

- [35] Morse, J. Qualitative verification. *The Mature Of Qualitative Evidence*. pp. 203-220 (2001)
- [36] Wafiqoh, R. & Kusumah, Y. Reflective abstraction in mathematics learning. *Journal Of Physics: Conference Series*. **1280**, 042039 (2019)
- [37] Denzin, N. Triangulation 2.0. *Journal Of Mixed Methods Research*. **6**, 80-88 (2012)
- [38] Joo, J. Adoption of Semantic Web from the perspective of technology innovation: A grounded theory approach. *International Journal Of Human-computer Studies*. **69**, 139-154 (2011)
- [39] Okoli, C. A guide to conducting a standalone systematic literature review. *Communications Of The Association For Information Systems*. **37** (2015)
- [40] Carrera-Rivera, A., Ochoa, W., Larrinaga, F. & Lasa, G. How-to conduct a systematic literature review: A quick guide for computer science research. *MethodsX*. **9** pp. 101895 (2022)
- [41] Park, J., Han, S., Kim, H., Cho, Y. & Park, W. Developing elements of user experience for mobile phones and services: survey, interview, and observation approaches. *Human Factors And Ergonomics In Manufacturing & Service Industries*. **23**, 279-293 (2013)
- [42] Zimmermann, V. & Gerber, N. The password is dead, long live the password—A laboratory study on user perceptions of authentication schemes. *International Journal Of Human-Computer Studies*. **133** pp. 26-44 (2020)
- [43] Page, M., McKenzie, J., Bossuyt, P., Boutron, I., Hoffmann, T., Mulrow, C., Shamseer, L., Tetzlaff, J., Akl, E., Brennan, S. & Others The PRISMA 2020 statement: an updated guideline for reporting systematic reviews. *Bmj*. **372** (2021)
- [44] Leporini, B., Buzzi, M. & Buzzi, M. Interacting with mobile devices via VoiceOver: usability and accessibility issues. *Proceedings Of The 24th Australian Computer-human Interaction Conference*. pp. 339-348 (2012)

- [45] Wong, C., Ibrahim, R., Hamid, T. & Mansor, E. Usability and design issues of smartphone user interface and mobile apps for older adults. *User Science And Engineering: 5th International Conference, I-USEr 2018, Puchong, Malaysia, August 28–30, 2018, Proceedings 5*. pp. 93-104 (2018)
- [46] Kjeldskov, J., Graham, C., Pedell, S., Vetere, F., Howard, S., Balbo, S. & Davies, J. Evaluating the usability of a mobile guide: The influence of location, participants and resources. *Behaviour & Information Technology*. **24**, 51-65 (2005)
- [47] Centre for Science and Technology Studies VOSviewer. Visualizing scientific landscapes. (2025), <https://www.vosviewer.com/> [Accessed on: 13.05.2025]
- [48] Wright, T., Yoong, P., Noble, J., Cliffe, R., Hoda, R., Gordon, D. & Andreae, C. Usability methods and mobile devices: an evaluation of MoFax. *Proceedings Of The 4th International Conference On Mobile And Ubiquitous Multimedia*. pp. 26-33 (2005)
- [49] Nielsen, C., Overgaard, M., Pedersen, M., Stage, J. & Stenild, S. It's worth the hassle! the added value of evaluating the usability of mobile systems in the field. *Proceedings Of The 4th Nordic Conference On Human-computer Interaction: Changing Roles*. pp. 272-280 (2006)
- [50] Ehrler, F., Weinhold, T., Joe, J., Lovis, C., Blondon, K. & Others A mobile app (BEDSide Mobility) to support nurses' tasks at the patient's bedside: usability study. *JMIR MHealth And UHealth*. **6**, e9079 (2018)
- [51] Alqahtani, F. & Orji, R. Usability issues in mental health applications. *Adjunct Publication Of The 27th Conference On User Modeling, Adaptation And Personalization*. pp. 343-348 (2019)
- [52] Choemprayong, S., Charoenlap, C. & Piromsopa, K. Exploring usability issues of a smartphone-based physician-to-physician teleconsultation app in an orthopedic clinic: mixed methods study. *JMIR Human Factors*. **8**, e31130 (2021)
- [53] Ziabari, M., Amyot, D., Michalowski, W., Bouattane, E. & Hafez, N. Creating mobile self-triage applications: requirements and usability per-

- spectives. *2021 IEEE 29th International Requirements Engineering Conference Workshops (REW)*. pp. 268-277 (2021)
- [54] Faudzi, M., Cob, Z., Omar, R. & Sharudin, S. Evaluating learning management system based on PACMAD usability model: brighten mobile application. *International Journal Of Advanced Computer Science And Applications*. **13** (2022)
  - [55] Koowuttayakorn, S. & Taylor, P. Usability and Motivation Study of Mobile Application for English Language Proficiency Test Preparation in Thailand: A Case Study of TU-GET CBT.. *LEARN Journal: Language Education And Acquisition Research Network*. **15**, 625-648 (2022)
  - [56] Young, S., Lattie, E., Berry, A., Bui, L., Byrne, G., Yoshino Benavente, J., Bass, M., Gershon, R., Wolf, M. & Nowinski, C. Remote cognitive screening of healthy older adults for primary care with the Mycog mobile App: Iterative design and usability evaluation. *JMIR Formative Research*. **7** pp. e42416 (2023)
  - [57] Wohlgemut, J., Pisirir, E., Kyrimi, E., Stoner, R., Marsh, W., Perkins, Z. & Tai, N. Methods used to evaluate usability of mobile clinical decision support systems for healthcare emergencies: a systematic review and qualitative synthesis. *JAMIA Open*. **6**, ooad051 (2023)
  - [58] Donawa, A., Powell, C., Wang, R., Chih, M., Patel, R., Zinner, R., Aronoff-Spencer, E., Baker, C. & Others Designing Survey-Based Mobile Interfaces for Rural Patients With Cancer Using Apple's ResearchKit and CareKit: Usability Study. *JMIR Formative Research*. **8**, e57801 (2024)
  - [59] Zhang, D. & Adipat, B. Challenges, methodologies, and issues in the usability testing of mobile applications. *International Journal Of Human-computer Interaction*. **18**, 293-308 (2005)
  - [60] Garcia-Lopez, E., Garcia-Cabot, A., Marcos, L. & Moreira-Teixeira, A. An experiment to discover usability guidelines for designing mobile tourist apps. *Wireless Communications And Mobile Computing*. **2021**, 2824632 (2021)
  - [61] Alqahtani, M., Alhadreti, O., Alrobaea, R. & Mayhew, P. Investigation into the impact of the usability factor on the acceptance of mobile

- transactions: Empirical study in Saudi Arabia. *International Journal Of Human Computer Interaction*. **6**, 1-35 (2015)
- [62] Robson, R. & Sabahat, N. Heuristic based approach for usability evaluation of mobile games. *2020 International Conference On Computing, Electronics & Communications Engineering (iCCECE)*. pp. 156-161 (2020)
  - [63] Billi, M., Burzagli, L., Catarci, T., Santucci, G., Bertini, E., Gabbanini, F. & Palchetti, E. A unified methodology for the evaluation of accessibility and usability of mobile applications. *Universal Access In The Information Society*. **9** pp. 337-356 (2010)
  - [64] Attah, B., Alhassan, J., Oyefolahan, I. & Bashir, S. Mobile Application Software Usability Evaluation: Issues, Methods and Future Research Directions. *Information And Communication Technology And Applications: Third International Conference, ICTA 2020, Minna, Nigeria, November 24–27, 2020, Revised Selected Papers 3*. pp. 560-573 (2021)
  - [65] Greene, S. & Finnegan, J. Usability of Mobile Devices and intelligently adapting to a User’s needs. *Proceedings Of The 1st International Symposium On Information And Communication Technologies*. pp. 175 (2003)
  - [66] Vélez, O., Okyere, P., Kanter, A. & Bakken, S. A usability study of a mobile health application for rural Ghanaian midwives. *Journal Of Midwifery & Women’s Health*. **59**, 184-191 (2014)
  - [67] O’Malley, G., Dowdall, G., Burls, A., Perry, I., Curran, N. & Others Exploring the usability of a mobile app for adolescent obesity management. *JMIR MHealth And UHealth*. **2**, e3262 (2014)
  - [68] Ali, A., Alrasheedi, M., Ouda, A. & Capretz, L. A study of the interface usability issues of mobile learning applications for smart phones from the users perspective. *ArXiv Preprint ArXiv:1501.01875*. (2015)
  - [69] Müller, J., Weinert, L., Svensson, L., Rivinius, R., Kreusser, M. & Heinze, O. Mobile access to medical records in heart transplantation aftercare: mixed-methods study assessing usability, feasibility and effects of a mobile application. *Life*. **12**, 1204 (2022)



- [70] Jeong, J., Kim, N. & In, H. Detecting usability problems in mobile applications on the basis of dissimilarity in user behavior. *International Journal Of Human-Computer Studies*. **139** pp. 102364 (2020)
- [71] Ismail, N., Ahmad, F., Kamaruddin, N. & Ibrahim, R. A review on usability issues in mobile applications. *IOSR Journal Of Mobile Computing & Application*. **3**, 47-52 (2016)
- [72] Othman, M., Sulaiman, M. & Aman, S. Heuristic evaluation: Comparing generic and specific usability heuristics for identification of usability problems in a living museum mobile guide app. *Advances In Human-Computer Interaction*. **2018**, 1518682 (2018)
- [73] Katusiime, J. & Pinkwart, N. A review of privacy and usability issues in mobile health systems: Role of external factors. *Health Informatics Journal*. **25**, 935-950 (2019)
- [74] Alsanousi, B., Albeshier, A., Do, H. & Ludi, S. Investigating the user experience and evaluating usability issues in ai-enabled learning mobile apps: An analysis of user reviews. *International Journal Of Advanced Computer Science And Applications*. **14** (2023)
- [75] Lynn, N., Sourav, A. & Setyohadi, D. Increasing user satisfaction of mobile commerce using usability. *International Journal Of Advanced Computer Science And Applications*. **11**, 300-308 (2020)
- [76] Chin, W., Kurowski, A., Gore, R., Chen, G., Punnett, L., Team, S. & Others Use of a mobile app for the process evaluation of an intervention in health care: development and usability study. *JMIR Formative Research*. **5**, e20739 (2021)
- [77] Baharuddin, R., Singh, D. & Razali, R. Usability dimensions for mobile applications-a review. *Res. J. Appl. Sci. Eng. Technol*. **5**, 2225-2231 (2013)
- [78] Alhejji, S., Albeshier, A., Wahsheh, H. & Albarrak, A. Evaluating and comparing the usability of mobile banking applications in Saudi Arabia. *Information*. **13**, 559 (2022)

- [79] Wada, A., Nakamura, Y., Kawajiri, M., Takeishi, Y., Yoshida, M., Yoshizawa, T. & Others Feasibility and Usability of the Job Adjustment Mobile App for Pregnant Women: Longitudinal Observational Study. *JMIR Formative Research*. **7**, e48637 (2023)
- [80] Caro-Alvaro, S., Garcia-Lopez, E., Garcia-Cabot, A., De-Marcos, L. & Martinez-Herraiz, J. Identifying usability issues in instant messaging apps on iOS and android platforms. *Mobile Information Systems*. **2018**, 2056290 (2018)
- [81] Hussain, A., Mkpojiogu, E., Abubakar, H. & Hassan, H. The usability evaluation of Mudah.my on mobile device. *AIP Conference Proceedings*. **1891** (2017)
- [82] Shah, U. & Chiew, T. A systematic literature review of the design approach and usability evaluation of the pain management mobile applications. *Symmetry*. **11**, 400 (2019)
- [83] Moradian, S., Krzyzanowska, M., Maguire, R., Morita, P., Kukreti, V., Avery, J., Liu, G., Cafazzo, J., Howell, D. & Others Usability evaluation of a mobile phone-based system for remote monitoring and management of chemotherapy-related side effects in cancer patients: mixed-methods study. *JMIR Cancer*. **4**, e10932 (2018)
- [84] Lim, Y., Pangam, A., Periyasami, S. & Aneja, S. Comparative analysis of high-and low-fidelity prototypes for more valid usability evaluations of mobile devices. *Proceedings Of The 4th Nordic Conference On Human-computer Interaction: Changing Roles*. pp. 291-300 (2006)
- [85] Al-Khalifa, H., Al-Twaim, B. & AlHarbi, B. A heuristic checklist for usability evaluation of Saudi government mobile applications. *Proceedings Of The 18th International Conference On Information Integration And Web-based Applications And Services*. pp. 375-378 (2016)
- [86] Al-Sabbagh, K., Bradley, L. & Bartram, L. Mobile language learning applications for Arabic speaking migrants—a usability perspective. *Language Learning In Higher Education*. **9**, 71-95 (2019)
- [87] Ahmad, N. & Hussaini, M. A Usability Testing of a Higher Education Mobile Application Among Postgraduate and Undergraduate Students.. *International Journal Of Interactive Mobile Technologies*. **15** (2021)

- [88] Kim, M., Ben Ramadan, A., Clarke, M., Markey, M., Lage, K., Aro, M., Ingalls, K. & Sindhvani, V. Usability of mobile applications supporting training in diagnostic decision-making by radiologists. *Digital Human Modeling. Applications In Health, Safety, Ergonomics And Risk Management: Ergonomics And Health: 6th International Conference, DHM 2015, Held As Part Of HCI International 2015, Los Angeles, CA, USA, August 2-7, 2015, Proceedings, Part II* 6. pp. 448-454 (2015)
- [89] Fergo, A. & Ratnasari, C. Evaluation of octo mobile user experience using the system usability scale method. *Edumatic: Jurnal Pendidikan Informatika*. **7**, 151-159 (2023)
- [90] Chan, A. & Honey, M. User perceptions of mobile digital apps for mental health: Acceptability and usability-An integrative review. *Journal Of Psychiatric And Mental Health Nursing*. **29**, 147-168 (2022)
- [91] Imtinan, U., Chang, V. & Issa, T. Usability issues in mobile learning: Students' perceptions in Pakistani universities. *Qscience Proceedings*. **2013**, 19 (2013)
- [92] Thanachan, P. & Jiamsanguanwong, A. Comparative usability evaluation of mobile map applications. *Proceedings Of 2016 6th International Workshop On Computer Science And Engineering*. pp. 23-27 (2016)
- [93] Van Beukering, M., Velu, A., Van Den Berg, L., Kok, M., Mol, B., Frings-Dresen, M., De Leeuw, R., Van Der Post, J., Peute, L. & Others Usability and usefulness of a mobile health APP for pregnancy-related work advice: mixed-methods approach. *JMIR MHealth And UHealth*. **7**, e11442 (2019)
- [94] Meidani, Z., Omidvar, A., Akbari, H., Asghari, F., Khajouei, R., Nazemi, Z., Nabovati, E. & Holl, F. Evaluating the Usability and Quality of a Clinical Mobile App for Assisting Physicians in Head Computed Tomography Scan Ordering: Mixed Methods Study. *JMIR Human Factors*. **11** pp. e55790 (2024)
- [95] Putra, R., Patty, J. & Setyohadi, D. Interaction design consideration for senior high school students: A usability evaluation of Go-Jek mobile applications. *2018 International Seminar On Application For Technology Of Information And Communication*. pp. 196-201 (2018)

- [96] Yoo, S., Jung, S., Kim, S., Kim, E., Lee, K., Chung, E. & Hwang, H. A personalized mobile patient guide system for a patient-centered smart hospital: Lessons learned from a usability test and satisfaction survey in a tertiary university hospital. *International Journal Of Medical Informatics*. **91** pp. 20-30 (2016)
- [97] Bashir, M. & Farooq, A. EUHSA: Extending usability heuristics for smartphone application. *IEEE Access*. **7** pp. 100838-100859 (2019)
- [98] Monkman, H. & Kushniruk, A. A health literacy and usability heuristic evaluation of a mobile consumer health application. *MEDINFO 2013*. pp. 724-728 (2013)
- [99] Schöpfer, C., Ehrler, F., Berger, A., Bollondi Pauly, C., Buytaert, L., De La Serna, C., Hartheiser, F., Fassier, T. & Clavien, C. A Mobile App for Advance Care Planning and Advance Directives (Accordons-nous): Development and Usability Study. *JMIR Human Factors*. **9**, e34626 (2022)
- [100] Hsieh, M., Chen, Y. & Ho, C. A usability evaluation of diabetes mobile applications. *Human-Computer Interaction. Design Practice In Contemporary Societies: Thematic Area, HCI 2019, Held As Part Of The 21st HCI International Conference, HCII 2019, Orlando, FL, USA, July 26–31, 2019, Proceedings, Part III* 21. pp. 3-15 (2019)
- [101] Duh, H., Tan, G. & Chen, V. Usability evaluation for mobile device: a comparison of laboratory and field tests. *Proceedings Of The 8th Conference On Human-computer Interaction With Mobile Devices And Services*. pp. 181-186 (2006)
- [102] Heo, J., Ham, D., Park, S., Song, C. & Yoon, W. A framework for evaluating the usability of mobile phones based on multi-level, hierarchical model of usability factors. *Interacting With Computers*. **21**, 263-275 (2009)
- [103] Dunsmuir, D., Wu, H., Sun, T., West, N., Lauder, G., Görges, M. & Ansermino, J. A postoperative pain management mobile app (Panda) for children at home after discharge: usability and feasibility. *JMIR Perioperative Medicine*. **2**, e12305 (2019)

- [104] Al-Saadi, T., Aljarrah, T., Alhashemi, A. & Hussain, A. A systematic review of usability challenges and testing in mobile health. *International Journal Of Accounting And Financial Reporting*. **5**, 1-14 (2015)
- [105] Kukulska-Hulme, A. Mobile usability in educational contexts: what have we learnt?. *The International Review Of Research In Open And Distributed Learning*. **8** (2007)
- [106] Gafni, R. Usability issues in mobile-wireless information systems. *Issues In Informing Science & Information Technology*. **6** (2009)
- [107] Lu, Y., Papagiannidis, S. & Alamanos, E. Exploring the emotional antecedents and outcomes of technology acceptance. *Computers In Human Behavior*. **90** pp. 153-169 (2019)
- [108] Husain, H., Bais, B., Hussain, A. & Samad, S. How to construct open ended questions. *Procedia-Social And Behavioral Sciences*. **60** pp. 456-462 (2012)
- [109] Campbell, S., Greenwood, M., Prior, S., Shearer, T., Walkem, K., Young, S., Bywaters, D. & Walker, K. Purposive sampling: complex or simple? Research case examples. *Journal Of Research In Nursing*. **25**, 652-661 (2020)
- [110] Robinson, O. Sampling in interview-based qualitative research: A theoretical and practical guide. *Qualitative Research In Psychology*. **11**, 25-41 (2014)
- [111] Chakraborty, S. & Liebel, G. We do not understand what it says—studying student perceptions of software modelling. *Empirical Software Engineering*. **28**, 149 (2023)
- [112] Gupta, A. Codes and coding. *Qualitative Methods And Data Analysis Using ATLAS. Ti: A Comprehensive Researchers' Manual*. pp. 99-125 (2024)
- [113] Manning, J. In vivo coding. *The International Encyclopedia Of Communication Research Methods*. **24**, 18 (2017)
- [114] Rivas, C. Coding and analysing qualitative data. *Researching Society And Culture*. **3**, 367-392 (2012)

- [115] Ribeiro, D., Cardoso, M., Silva, F. & França, C. Using qualitative metasummary to synthesize empirical findings in literature reviews. *Proceedings Of The 8th ACM/IEEE International Symposium On Empirical Software Engineering And Measurement*. pp. 1-4 (2014)
- [116] Arslan, E. Validity and reliability in qualitative research. *Pamukkale Üniversitesi Sosyal Bilimler Enstitüsü Dergisi.*, 383-394 (2025)
- [117] Bryman, A. Social research methods. (Oxford university press,2016)
- [118] Wikipedia User interface design. (2025), [https://en.wikipedia.org/wiki/User\\_interface\\_design](https://en.wikipedia.org/wiki/User_interface_design) [Accessed on: 10.11.2025]
- [119] Saparamadu, A., Fernando, P., Zeng, P., Teo, H., Goh, A., Lee, J. & Lam, C. User-centered design process of an mHealth app for health professionals: Case study. *JMIR MHealth And UHealth*. **9**, e18079 (2021)
- [120] Farooq, T., Faisal, C., De Andres, J., Saeed, Z., Anwer, S. & Mahmood, T. Improving Perception of Usability Through User Interface Design Patterns to Optimize Information Architecture for Cognitive Benefits and User Satisfaction in Massive Open Online Courses. *IEEE Access*. (2025)
- [121] Müller, L., Cossio, L. & Silveira, M. Won't it please, please help me? the (un) availability and (lack of) necessity of help systems in mobile applications. *International Conference On Human-Computer Interaction*. pp. 632-637 (2014)
- [122] Yan, Z., Fan, M., Wang, Y., Shi, J., Wang, H. & Liu, T. MUID: Detecting Sensitive User Inputs in Miniapp Ecosystems. *Proceedings Of The 2023 ACM Workshop On Secure And Trustworthy Superapps*. pp. 17-21 (2023)
- [123] Fuller, J., Ho, Y., Morse, R., Fix, G., Cutrona, S., Gaziano, T., Connolly, S., Hass, R., Jackson, J. & McInnes, D. A mobile health tool for peer support of individuals reentering communities after incarceration. *Journal Of Health Care For The Poor And Underserved*. **32**, 148-165 (2021)

- [124] Li, S. & Lin, Z. The impact of progress indicators and information density on users' temporal perception and user experience in mobile pedestrian navigation applications. *Displays*. **82** pp. 102603 (2024)
- [125] Hashim, N. & Uzoma, I. Mobile Shopping Apps: Operability Measures. *Digital Innovation In Knowledge Management: Proceedings Of The 11th Knowledge Management International Conference (KMICe 2024)*. **49** pp. 218 (2025)
- [126] Arnhold, M., Quade, M. & Kirch, W. Mobile applications for diabetics: a systematic review and expert-based usability evaluation considering the special requirements of diabetes patients age 50 years or older. *Journal Of Medical Internet Research*. **16**, e104 (2014)
- [127] Khorsan, R. & Crawford, C. External validity and model validity: a conceptual approach for systematic review methodology. *Evidence-Based Complementary And Alternative Medicine*. **2014**, 694804 (2014)
- [128] Gelo, O., Braakmann, D. & Benetka, G. Quantitative and qualitative research: Beyond the debate. *Integrative Psychological And Behavioral Science*. **42**, 266-290 (2008)
- [129] Beedle, M., Bennekum, A., Cockburn, A., Cunningham, W., Fowler, M., Highsmith, J., Hunt, A., Jeffries, R., Kern, J., Marick, B., Martin, R., Schwaber, K., Sutherland, J. & Thomas, D. Manifesto for Agile Software Development. (2025), <https://agilemanifesto.org/> [Accessed on: 16.11.2025]