

# LMSpell: Neural Spell Checking for Low-Resource Languages

Akesh Gunathilake<sup>a\*</sup>, Nadil Karunarathne<sup>a\*</sup>, Tharusha Bandaranayake<sup>a\*</sup>,  
Nisansa de Silva<sup>a</sup>, Surangika Ranathunga<sup>b</sup>

<sup>a</sup>Department of Computer Science and Engineering, University of Moratuwa, Katubedda, 10400, Sri Lanka  
{akesh.20,nadil.20,tharusha.20,NisansaDdS}@cse.mrt.ac.lk,

<sup>b</sup>School of Mathematical and Computational Sciences, Massey University, Auckland, 102904, New Zealand  
s.ranathunga@massey.ac.nz,

## Abstract

Spell correction is still a challenging problem for low-resource languages (LRLs). While pre-trained language models (PLMs) have been employed for spell correction, their use is still limited to a handful of languages, and there has been no proper comparison across PLMs. We present the first empirical study on the effectiveness of PLMs for spell correction, which includes LRLs. We find that Large Language Models (LLMs) outperform their counterparts (encoder-based and encoder-decoder) when the fine-tuning dataset is large. This observation holds even in languages for which the LLM is not pre-trained. We release LMSpell, an easy-to-use spell correction toolkit across PLMs. It includes an evaluation function that compensates for the hallucination of LLMs. Further, we present a case study with Sinhala to shed light on the plight of spell correction for LRLs.

## 1 Introduction

Human-written text is prone to spelling errors (Flor and Futagi, 2012), and not having spell correction tools could adversely impact other Natural Language Processing (NLP) tasks. For example, Sonnadara et al. (2021) showed that spell correction has a positive impact on text classification. Training Large Language Models (LLMs) with text containing spelling errors could result in them generating text with spelling errors. Given the current trend of users taking LLM output as undisputed fact (Karunarathne and Adesina, 2023), this could initiate a vicious cycle that reduces the spelling knowledge of humans who use such generated text.

For high-resource languages (HRLs) such as English, spell correction is more or less a solved

| Paper                  | Language         | Architectures Compared |    |    |
|------------------------|------------------|------------------------|----|----|
|                        |                  | EO                     | DO | ED |
| Lee et al. (2020)      | English          | ✓                      | ✓  | ✓  |
| Liu et al. (2024)      | Chinese          | ✓                      | ✓  | ✗  |
| Martynov et al. (2024) | Russian, English | ✓                      | ✗  | ✓  |
| Su et al. (2024)       | Chinese          | ✓                      | ✗  | ✓  |
| Jiang et al. (2024)    | Chinese          | ✓                      | ✓  | ✗  |

Table 1: Empirical studies on PLMs for spell correction. EO - Encoder-Only, DO - Decoder-Only, and ED - Encoder-Decoder

problem, albeit somewhat through the brute-forced sheer momentum of the abundance of data, rather than pure innovation; a luxury that low-resource languages (LRLs) do not possess. For example, for the LRL Sinhala, there exists only a handful of research on spell correction, and their accuracy is not par for practical use (de Silva, 2019).

With their ability to consider contextual information, Deep Learning (DL) techniques have been used for spell correction. The earlier common use of recurrent models (Sakaguchi et al., 2017) have yielded center stage today to pre-trained language models (PLMs), which have shown to outperform off-the-shelf spell correctors such as HunSpell and JamSpell by a significant margin (Jayanthi et al., 2020; Martynov et al., 2024). Sonnadara et al. (2021) showed that a HunSpell based spell corrector is far worse even than recurrent models for Sinhala. Jayanthi et al. (2020) posit that the reason for this is the inability of tools such as HunSpell to utilize contextual information.

According to Table 1, only Lee et al. (2020) experimented with all three PLM types (encoder-based, decoder-based, and encoder-decoder) for spell correction. But they considered only English. So far, only three languages - English, Chinese, and Russian - all HRLs, have been considered in such comparative studies. Table 6 in Appendix A

\*Joint First authors

contains a (nearly) comprehensive list of research that employed PLMs for spell correction. Out of these, 93% used encoder models. 47% focused on Chinese and 22% on English. Only a handful of research (Guo et al., 2024; Li et al., 2023; Zhang et al., 2023) employed recent LLMs.

A hindrance to the use of such PLMs for spell correction is the lack of an easy-to-use library. The NeuSpell library (Jayanthi et al., 2020), which is ostensibly a general framework to implement spell correctors supports only BERT and its derivatives. Regardless, NeuSpell is now nearly deprecated due to lack of frequent updates.

In response, we present LMSpell<sup>1</sup>(CC BY 4.0), which is an easy-to-use spell correction toolkit that can be extended for any language and any type of PLM. We also introduce a new script for spell correction, which takes hallucination into consideration. Using this library, we conduct a comprehensive evaluation of different PLMs in the context of a range of languages, including LRLs. Our results show that, even if a language is not included in an LLM, better results than that of encoder or encoder-decoder models can be achieved if the language script is Latin or a derivative thereof. Further, we observe that in all languages, including those for which such genesis from Latin script cannot be claimed, LLMs fine-tuned with a large task-specific corpus outperforms the other models. Our case study on Sinhala spell correction demonstrates possible improvements to spell correction with LLMs, as well as the robustness of LLMs for the task.

## 2 LMSpell Toolkit

LMSpell supports the implementation of spell correctors using all three types of PLMs (encoder-based, decoder-based, and encoder-decoder). It abstracts basic PLM-related functions such as fine-tuning and inference, allowing users to select a model without needing to consider model-specific implementation details. Internally, the relevant classes are dynamically loaded based on the chosen model. How each PLM architecture was employed for the task of spell correction is discussed below. Further implementation details are in Appendix B.

**Encoder-based:** Encoder-based PLMs have been adapted for spell correction by framing it as a sequence labelling task (Alyafeai et al., 2020). However, most research on encoder-only models fo-

cused either on error detection (Jayanthi et al., 2020) or error correction (Zhang et al., 2020; Banik et al., 2024), while a different technique (e.g., a dictionary-based approach) was used for the other task. In order to implement both error detection and correction only using an encoder-based model, we follow Hong et al. (2019) and implement sequence labeling such that each input token is assigned a corresponding output token. If the token is correct, it is labeled with itself, whereas an erroneous token is labeled with its corrected form. This was achieved using masked language modeling (MLM). We fine-tuned the PLM to treat every token as a masked token, thereby enabling both error detection and correction within the encoder-based architecture.

**Decoder-based:** Modern-day LLMs produce an output in response to the task specified as a textual prompt. Our prompt is shown below. It gets adjusted for the user’s choice of language (lang).

You are an expert {lang} spell corrector. Below is a sentence in {lang} language. It may or may not have spelling mistakes. Give the corrected output in {lang}.

**Encoder-decoder-based:** The PLM is fine-tuned to generate the spell-corrected sentence, when an erroneous sentence is given as the input. Some PLMs in this category expect a special token before the input sequence to indicate the language, while some infer the language automatically. Both these cases are supported in LMSpell.

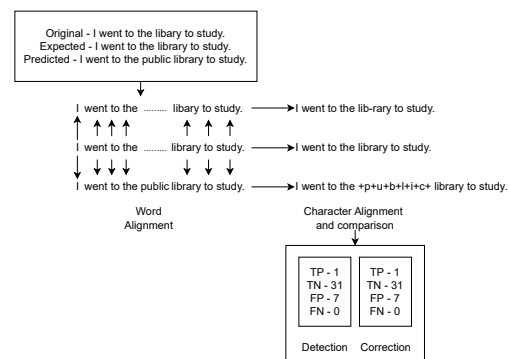


Figure 1: Evaluation workflow during hallucination

**Handling Hallucination:** In the context of spell correction, hallucination refers to cases where a PLM introduces content that is neither in the original nor the expected sentences. As illustrated in Figure 1, the model has inserted the adjective *public* to the predicted sentence. Even though the pre-

<sup>1</sup><https://anonymous.4open.science/r/lm-spell-A2D1>

dicted sentence has correct spelling, this is treated as an incorrect output in this context, compared to the original sentence. These hallucinations shift the word alignment of the predicted sentence compared to the original and the expected sentences. This must be considered when evaluating spell-checkers that use PLMs. Previous research that has its code publicly available has not solved this issue successfully. For instance, the evaluation scripts used by [Sonnadara et al. \(2021\)](#) and [Jayanthi et al. \(2020\)](#) lacked proper string alignment, making them unfit for evaluating hallucinated outputs. Without proper alignment, recall, precision and F-scores can be significantly distorted, especially when hallucinations result in insertions and deletions that alter the sentence structure (See Appendix C for an example).

To address this, a new evaluation script was developed. As shown in Figure 1, first it aligns the original, predicted and expected sentences at the word level, identifying any hallucinated words in the predicted sentence and treating them as false positives. After flagging those words in the predicted sentence, the remaining words are aligned on a character level to compare with each other.

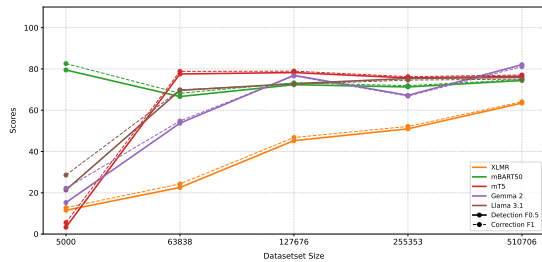


Figure 2: Detection F1 and Correction F0.5 for different dataset sizes of Sinhala.

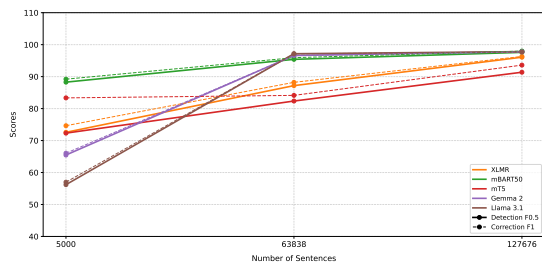


Figure 3: Detection F1 and Correction F0.5 for different dataset sizes of Hindi

### 3 Experiment Setup

We experimented with the following PLMs: encoder-based (XLM-R), encoder-decoder (mT5, mBART50) and decoder-based (Llama 3.1 8B,

Gemma 2 9B). We experimented with Azerbaijani (Az), Bulgarian (Bg), French (Fr), Hindi (Hi), Korean (Ko), Sinhala (Si) and Vietnamese (Vi)<sup>2</sup>. More details on the PLMs and the languages are in Tables 8, and 11 (respectively) of Appendices D and E, along with hyper-parameter details in Tables 9 and 10 in Appendix D. Computational cost is given in Appendix F. F0.5-score<sup>3</sup> is reported for the correction task. F1-score is reported for the detection task.

## 4 Evaluation

PLMs were trained with 5k sentences for each language. Results are in Table 2. Results under the ‘Mixed’ column were produced by fine-tuning Gemma 2 by combining 5k from all languages. The results are rather surprising. On one hand, XLM-R and mT5, despite including all the languages that we considered, showed the worst performance, except for Hindi. On the other hand, Gemma 2, despite not including any of the languages, showed the best or second best results for Azerbaijani, Bulgarian, French and Vietnamese. It is a close third for Korean. It even beats Llama 3.1 for French. Similarly, Llama 3.1 is the best or second best for Azerbaijani, Bulgarian, French, Korean and Sinhala. We can deduce that for languages with Latin (or a derivative of it) script (Azerbaijani, Bulgarian, French and Vietnamese), LLMs show remarkable generalization capabilities. However, they struggle with other scripts such as Devanagiri (Hindi) and Sinhala. On the positive side, mixed language training significantly boosts the results of such languages, with a slight or no drop for other languages.

Motivated by these results, we evaluated the impact of dataset size on PLM performance considering Sinhala and Hindi. As shown in Figure 2, for Sinhala, when the full dataset is used, Gemma 2 shows the best result. Despite having a very low result with 5k sentences, mT5 results pick up when the dataset size increases, but soon flatten out. Llama 3.1 is a close third. As for Hindi (Figure 3), Gemma 2, Llama 3.1 and mBART50 fine-tuned with the full dataset show near-equal results, while mT5 and XLM-R fall behind<sup>4</sup>.

<sup>2</sup>Language selection was based on dataset availability.

<sup>3</sup>F0.5 over F1 is favored - missing an erroneous word is better than making an erroneous correction ([Ng et al., 2014](#)).

<sup>4</sup>Full result tables are in Appendix G.

| Lang            | XLM-R (X) |              | mT5 (T)      |       | mBART (B)    |              | Llama 3.1 (L) |              | Gemma 2 (G)  |              | Mixed (with G) |       |
|-----------------|-----------|--------------|--------------|-------|--------------|--------------|---------------|--------------|--------------|--------------|----------------|-------|
|                 | Det       | Corr         | Det          | Corr  | Det          | Corr         | Det           | Corr         | Det          | Corr         | Det            | Corr  |
| AZ (X, T)       | 24.72     | 16.41        | 8.31         | 0.91  | 54.17        | 45.17        | <b>61.62</b>  | <b>59.71</b> | <u>56.01</u> | <u>50.66</u> | 51.68          | 46.94 |
| BG (X, T)       | 11.10     | 8.24         | 5.92         | 3.13  | 21.46        | 18.91        | <u>48.44</u>  | <b>50.31</b> | <b>48.72</b> | <u>48.72</u> | 49.04          | 48.96 |
| FR (X, T, B, L) | 57.02     | 51.84        | 7.99         | 2.36  | 78.81        | 74.75        | <u>87.71</u>  | <u>86.73</u> | <b>88.19</b> | <b>87.19</b> | 87.45          | 86.18 |
| HI (X, T, B, L) | 74.64     | <u>72.58</u> | <u>83.35</u> | 72.32 | <b>89.20</b> | <b>88.27</b> | 56.98         | 56.20        | 66.04        | 65.47        | 81.80          | 81.08 |
| KO (X, T, B)    | 76.16     | 65.24        | 34.12        | 2.52  | <u>96.57</u> | <u>95.24</u> | <b>97.32</b>  | <b>96.40</b> | 96.36        | 95.13        | 95.25          | 93.47 |
| SI (X, T, B)    | 12.79     | 11.52        | 5.55         | 3.31  | <b>82.59</b> | <b>79.48</b> | <u>28.57</u>  | <u>21.36</u> | 22.15        | 15.25        | 33.01          | 30.61 |
| VI (X, T)       | 31.73     | 25.53        | 12.13        | 5.90  | <b>70.97</b> | <u>66.96</u> | 54.29         | 51.14        | <u>70.68</u> | <b>78.40</b> | 71.85          | 69.94 |

Table 2: Performance of PLMs fine-tuned with 5k sentences from each language (Note: For Vietnamese (VI), the entire dataset of 4,500 sentences was used). For each language, PLMs that include that language are indicated within brackets. For each language (row), **Bold** indicates the best performance and underline indicates the second-best.

## 5 Case Study - Sinhala Spell Correction

As an attempt to improve LLM performance for spell correction, we experimented with in-context learning and RAG (Lewis et al., 2020). Table 3 presents the results of the zero-shot and few-shot (n=4) results of the un-finetuned (B) version of the LLMs, as well as their fine-tuned (F) version (with the full Sinhala training set). The fine-tuned version significantly outperforms its counterpart. Few-shot prompting further boosts Llama 3.1 results albeit a slight drop in Gemma 2 results.

| Exp    | Llama 3.1    |              |              |              | Gemma 2      |              |              |              |
|--------|--------------|--------------|--------------|--------------|--------------|--------------|--------------|--------------|
|        | D-F1         | D-F0.5       | C-F1         | C-F0.5       | D-F1         | D-F0.5       | C-F1         | C-F0.5       |
| ZS (B) | 51.13        | 49.46        | 39.33        | 38.58        | 4.17         | 4.13         | 4.08         | 4.06         |
| FS (B) | 48.73        | 49.79        | 48.08        | 49.73        | 14.20        | 13.90        | 13.25        | 13.03        |
| ZS (F) | 75.07        | 76.38        | 74.66        | 75.90        | <b>81.12</b> | <b>82.52</b> | <b>80.76</b> | <b>82.08</b> |
| FS (F) | <b>79.66</b> | <b>80.98</b> | <b>79.41</b> | <b>80.67</b> | 80.69        | 82.49        | 80.22        | 82.04        |
| RAG 1  | -            | -            | -            | -            | 79.32        | 81.55        | 78.77        | 80.87        |
| RAG 2  | -            | -            | -            | -            | 80.53        | 81.84        | 79.88        | 81.07        |

Table 3: Zero-shot (ZS), Few-shot (FS) results for the un-finetuned model (B) and fine-tuned (F) LLMs, and RAG results (models fine-tuned with the full dataset).

Guo et al. (2024) and Dong et al. (2025) employed RAG to improve LLM performance for spell correction. In Guo et al. (2024) (RAG 1), a candidate correction word was generated for each word in the input sentence. Then these candidates were provided as context to the prompt during inference. In Dong et al. (2025) (RAG 2), for each input sentence, three contextually similar sentences retrieved from a vector store (built on a separate dataset) were used as contextual input to the prompt during inference. We employed these RAG techniques with Gemma 2 fine-tuned with the full Sinhala dataset (henceforth called Gemma-2-full), using a Faiss vector database (Douze et al., 2024). The candidate error list provided in Sudesh et al. (2022) was used for the first experiment, while the public dataset from Aravinda et al. (2025) was used for the second. Table 3 shows the results. These techniques did not give results similar to those reported for English and Chinese by previ-

ous research. This could be due to the limited effectiveness of vector retrieval in Sinhala, where contextual similarity retrieval is less reliable due to underdeveloped embedding spaces (Nzeyimana and Rubungo, 2025). Noise in the datasets could be another reason.

| Domain      | Detection |       | Correction |       |
|-------------|-----------|-------|------------|-------|
|             | F1        | F0.5  | F1         | F0.5  |
| Government  | 41.27     | 42.06 | 41.27      | 42.06 |
| Newspaper   | 48.48     | 49.24 | 48.48      | 49.24 |
| Magazine    | 39.10     | 39.10 | 39.10      | 39.10 |
| Socialmedia | 28.98     | 29.52 | 28.93      | 29.49 |
| Wikipedia   | 36.36     | 36.36 | 36.36      | 36.36 |

Table 4: Domain-specific results for Gemma-2-full

| Finetuned From      | Test Set           | Accuracy    | Pr          | Re          | Weighted F1 |
|---------------------|--------------------|-------------|-------------|-------------|-------------|
| Original train set  | Original test set  | 0.81        | 0.87        | 0.81        | 0.78        |
| Corrected train set | Original test set  | 0.92        | 0.93        | 0.92        | 0.92        |
| Corrected train set | Corrected test set | <b>0.93</b> | <b>0.94</b> | <b>0.93</b> | <b>0.93</b> |

Table 5: Performance of SinLlama (Aravinda et al., 2025) on Sinhala text classification using datasets spell corrected using Gemma-2-full

In order to test the robustness of LLMs for spell correction, we tested Gemma-2-full with data from different domains that Sonnadara et al. (2021) provided. As reported in Table 4, the domain has a significant influence on the LLM’s spell correction ability. Social media data seems to be the most challenging, possibly due to the code-mixed and informal writing style of such text. This is further explained by the results in Table 7 of Appendix H- when the amount of errors in the test set increases, the LLM’s accuracy drops.

In order to show the usefulness of spell correction on downstream tasks, we spell corrected a Sinhala sentiment analysis dataset (Senevirathne et al., 2020) using the Gemma-2-full model. As shown in Table 5, simply spell correcting the test set resulted in an F1 gain of 14%.



## 6 Conclusion

We presented LMSpell, a spell corrector library based on PLMs. Using LMSpell, we carried out an empirical evaluation on the effectiveness of different PLMs for spell correction. A surprising finding is that for LRLs unrepresented in LLMs, LLMs outperform other types of PLMs when the fine-tuning dataset is large. Our experiments with Sinhala as a case study highlight the challenges and benefits of spell correction for LRLs. In future, we plan to experiment with further enhancements such as preference optimization.

## Acknowledgments

Will be provided upon acceptance.

## Limitations

Due to the limitations in computing resources, our experiments considered only 5 PLMs. We could only find 7 spell correction datasets. Dataset size-based experiments had to be limited to only Sinhala and Hindi, due to computer resource limitations.

## Ethical Considerations

We use existing datasets from Huggingface. Whatever the biases in these datasets, as well as PLMs may reflect on the spell corrector output.

## References

- Zaid Alyafeai, Maged Saeed AlShaibani, and Irfan Ahmad. 2020. A survey on transfer learning in natural language processing. *arXiv preprint arXiv:2007.04239*.
- HWK Aravinda, Rashad Sirajudeen, Samith Karunathilake, Nisansa de Silva, Surangika Ranathunga, and Rishemjit Kaur. 2025. Sinllama-a large language model for sinhala. *arXiv preprint arXiv:2508.09115*.
- Debajyoty Banik, Saneyika Das, Sheshikala Martha, and Achyut Shankar. 2024. BERT-Inspired Progressive Stacking to Enhance Spelling Correction in Bengali Text. *ACM Transactions on Asian and Low-Resource Language Information Processing*, 23(8):1–12.
- Xingyi Cheng, Weidi Xu, Kunlong Chen, Shaohua Jiang, Feng Wang, Taifeng Wang, Wei Chu, and Yuan Qi. 2020. SpellGCN: Incorporating phonological and visual similarities into language models for Chinese spelling check. In *Proceedings of the 58th Annual Meeting of the Association for Computational Linguistics*, pages 871–881, Online. Association for Computational Linguistics.
- Alexis Conneau, Kartikay Khandelwal, Naman Goyal, Vishrav Chaudhary, Guillaume Wenzek, Francisco Guzmán, Edouard Grave, Myle Ott, Luke Zettlemoyer, and Veselin Stoyanov. 2020. *Unsupervised cross-lingual representation learning at scale*. In *Proceedings of the 58th Annual Meeting of the Association for Computational Linguistics*, pages 8440–8451, Online. Association for Computational Linguistics.
- Nisansa de Silva. 2019. Survey on publicly available sinhala natural language processing tools and research. *arXiv preprint arXiv:1906.02358*.
- Ming Dong, Zhiwei Cheng, Changyin Luo, and Tingting He. 2025. Retrieval-augmented generation for large language model based few-shot Chinese spell checking. In *Proceedings of the 31st International Conference on Computational Linguistics*, pages 10767–10780, Abu Dhabi, UAE. Association for Computational Linguistics.
- Matthijs Douze, Alexandr Guzhva, Chengqi Deng, Jeff Johnson, Gergely Szilvasy, Pierre-Emmanuel Mazaré, Maria Lomeli, Lucas Hosseini, and Hervé Jégou. 2024. The Faiss Library. *arXiv preprint arXiv:2401.08281*.
- Arnab Dutta, Gleb Polushin, Xiaoshuang Zhang, and Daniel Stein. 2024. Enhancing e-commerce spelling correction with fine-tuned transformer models. In *Proceedings of the 30th ACM SIGKDD Conference on Knowledge Discovery and Data Mining*, pages 4928–4938.
- Pravallika Etoori, Manoj Chinnakotla, and Radhika Mamidi. 2018. Automatic spelling correction for resource-scarce languages using deep learning. In *Proceedings of ACL 2018, Student Research Workshop*, pages 146–152, Melbourne, Australia. Association for Computational Linguistics.
- fdemelo. 2022. Spelling correction french news. <https://huggingface.co/datasets/fdemelo/spelling-correction-french-news>. Accessed: 2025-05-16.
- Aloka Fernando, Surangika Ranathunga, and Gihan Dias. 2020. Data augmentation and terminology integration for domain-specific sinhala-english-tamil statistical machine translation. *arXiv preprint arXiv:2011.02821*.
- Michael Flor and Yoko Futagi. 2012. On using context for automatic correction of non-word misspellings in student essays. In *Proceedings of the Seventh Workshop on Building Educational Applications Using NLP*, pages 105–115, Montréal, Canada. Association for Computational Linguistics.
- Sylvain Gugger, Lysandre Debut, Thomas Wolf, Philipp Schmid, Zachary Mueller, Sourab Mangrulkar, Marc Sun, and Benjamin Bossan. 2022. Accelerate: Training and inference at scale made simple, efficient and adaptable. <https://github.com/huggingface/accelerate>.

- Xuan Guo, Rohit Patki, Dante Everaert, and Christopher Potts. 2024. [Retrieval augmented spelling correction for E-commerce applications](#). In *Proceedings of the 2024 Conference on Empirical Methods in Natural Language Processing: Industry Track*, pages 73–79, Miami, Florida, US. Association for Computational Linguistics.
- Daniel Han, Michael Han, and Unsloth team. 2023. Unsloth. <http://github.com/unslothai/unsloth>.
- Yuzhong Hong, Xianguo Yu, Neng He, Nan Liu, and Junhui Liu. 2019. [FASpell: A fast, adaptable, simple, powerful Chinese spell checker based on DAE-decoder paradigm](#). In *Proceedings of the 5th Workshop on Noisy User-generated Text (W-NUT 2019)*, pages 160–169, Hong Kong, China. Association for Computational Linguistics.
- Edward J Hu, Phillip Wallis, Zeyuan Allen-Zhu, Yuanzhi Li, Shean Wang, Lu Wang, Weizhu Chen, et al. Lora: Low-rank adaptation of large language models. In *International Conference on Learning Representations*.
- Yifei Hu, Xiaonan Jing, Youlim Ko, and Julia Taylor Rayz. 2020. Misspelling correction with pre-trained contextual language model. In *2020 IEEE 19th International Conference on Cognitive Informatics & Cognitive Computing (ICCI\* CC)*, pages 144–149. IEEE.
- Haojing Huang, Jingheng Ye, Qingyu Zhou, Yinghui Li, Yangning Li, Feng Zhou, and Hai-Tao Zheng. 2023. [A frustratingly easy plug-and-play detection-and-reasoning module for Chinese spelling check](#). In *Findings of the Association for Computational Linguistics: EMNLP 2023*, pages 11514–11525, Singapore. Association for Computational Linguistics.
- Sai Muralidhar Jayanthi, Danish Pruthi, and Graham Neubig. 2020. [NeuSpell: A neural spelling correction toolkit](#). In *Proceedings of the 2020 Conference on Empirical Methods in Natural Language Processing: System Demonstrations*, pages 158–164, Online. Association for Computational Linguistics.
- Lai Jiang, Hongqiu Wu, Hai Zhao, and Min Zhang. 2024. [Chinese spelling corrector is just a language learner](#). In *Findings of the Association for Computational Linguistics: ACL 2024*, pages 6933–6943, Bangkok, Thailand. Association for Computational Linguistics.
- Thashmee Karunaratne and Adenike Adesina. 2023. Is it the new google: Impact of chatgpt on students’ information search habits. In *Proceedings of the 22nd European Conference on e-Learning ECEL*, pages 147–155.
- Bozhidar Klouchev and Riza Batista-Navarro. 2024. [Bulgarian grammar error correction with data augmentation and machine translation techniques](#). In *Proceedings of the 7th International Conference on Natural Language and Speech Processing (ICNLSP 2024)*, pages 365–376, Trento. Association for Computational Linguistics.
- Sneha Kudugunta, Isaac Caswell, Biao Zhang, Xavier Garcia, Derrick Xin, Aditya Kusupati, Romi Stella, Ankur Bapna, and Orhan Firat. 2023. Madlad-400: A multilingual and document-level large audited dataset. *Advances in Neural Information Processing Systems*, 36:67284–67296.
- Jung-Hun Lee, Minho Kim, and Hyuk-Chul Kwon. 2020. [Deep learning-based context-sensitive spelling typing error correction](#). *IEEE Access*, 8:152565–152578.
- Patrick Lewis, Ethan Perez, Aleksandra Piktus, Fabio Petroni, Vladimir Karpukhin, Naman Goyal, Heinrich K ttler, Mike Lewis, Wen-tau Yih, Tim Rockt schel, et al. 2020. Retrieval-Augmented Generation for Knowledge-Intensive NLP Tasks. *Advances in Neural Information Processing Systems*, 33:9459–9474.
- Kunting Li, Yong Hu, Liang He, Fandong Meng, and Jie Zhou. 2024. [C-LLM: Learn to check Chinese spelling errors character by character](#). In *Proceedings of the 2024 Conference on Empirical Methods in Natural Language Processing*, pages 5944–5957, Miami, Florida, USA. Association for Computational Linguistics.
- Yinghui Li, Haojing Huang, Shirong Ma, Yong Jiang, Yangning Li, Feng Zhou, Hai-Tao Zheng, and Qingyu Zhou. 2023. On the (in) effectiveness of large language models for chinese text correction. *arXiv preprint arXiv:2307.09007*.
- Lin Feng Liu, Hongqiu Wu, and Hai Zhao. 2024. Chinese spelling correction as rephrasing language model. In *Proceedings of the AAAI Conference on Artificial Intelligence*, volume 38, pages 18662–18670.
- Shulin Liu, Tao Yang, Tianchi Yue, Feng Zhang, and Di Wang. 2021. [PLOME: Pre-training with misspelled knowledge for Chinese spelling correction](#). In *Proceedings of the 59th Annual Meeting of the Association for Computational Linguistics and the 11th International Joint Conference on Natural Language Processing (Volume 1: Long Papers)*, pages 2991–3000, Online. Association for Computational Linguistics.
- LocalDoc. 2024. [azerbaijani\\_spelling \(revision c6bd258\)](#).
- Sourab Mangrulkar, Sylvain Gugger, Lysandre Debut, Younes Belkada, Sayak Paul, and Benjamin Bossan. 2022. Peft: State-of-the-art parameter-efficient fine-tuning methods. <https://github.com/huggingface/peft>.
- Nikita Martynov, Mark Baushenko, Anastasia Kozlova, Katerina Kolomeytseva, Aleksandr Abramov, and Alena Fenogenova. 2024. [A methodology for generative spelling correction via natural spelling errors emulation across multiple domains and languages](#). In *Findings of the Association for Computational Linguistics: EACL 2024*, pages 138–155, St. Julian’s, Malta. Association for Computational Linguistics.

- Maja Mitreska, Kostadin Mishev, and Monika Simjanoska. 2022. Nlp-based typo correction model for croatian language. In *2022 45th Jubilee International Convention on Information, Communication and Electronic Technology (MIPRO)*, pages 942–947. IEEE.
- Amirreza Naziri and Hossein Zeinali. 2024. A comprehensive approach to misspelling correction with bert and levenshtein distance. *arXiv preprint arXiv:2407.17383*.
- Hwee Tou Ng, Siew Mei Wu, Ted Briscoe, Christian Hadiwinoto, Raymond Hendy Susanto, and Christopher Bryant. 2014. [The CoNLL-2014 shared task on grammatical error correction](#). In *Proceedings of the Eighteenth Conference on Computational Natural Language Learning: Shared Task*, pages 1–14, Baltimore, Maryland. Association for Computational Linguistics.
- Trung Hieu Ngo, Ham Duong Tran, Tin Huynh, and Kiem Hoang. 2022. A combination of bert and transformer for vietnamese spelling correction. In *Asian Conference on Intelligent Information and Database Systems*, pages 545–558. Springer.
- Antoine Nzeyimana and Andre Niyongabo Rubungo. 2025. Kinyacolbert: A lexically grounded retrieval model for low-resource retrieval-augmented generation. *arXiv preprint arXiv:2507.03241*.
- Long Ouyang, Jeffrey Wu, Xu Jiang, Diogo Almeida, Carroll Wainwright, Pamela Mishkin, Chong Zhang, Sandhini Agarwal, Katarina Slama, Alex Ray, et al. 2022. Training language models to follow instructions with human feedback. *Advances in neural information processing systems*, 35:27730–27744.
- Idhibhat Pankam, Peerat Limkonchotiwat, and Ekapol Chuangsuwanich. 2023. Two-stage thai misspelling correction based on pre-trained language models. In *2023 20th international joint conference on computer science and software engineering (jcsse)*, pages 7–12. IEEE.
- David Patterson, Joseph Gonzalez, Urs Hölzle, Quoc Le, Chen Liang, Lluís-Miquel Munguia, Daniel Rothchild, David R So, Maud Texier, and Jeff Dean. 2022. The carbon footprint of machine learning training will plateau, then shrink. *Computer*, 55(7):18–28.
- Chowdhury Rahman, MD.Hasibur Rahman, Samiha Zakir, Mohammad Rafsan, and Mohammed Eunus Ali. 2023. [BSpell: A CNN-blended BERT based Bangla spell checker](#). In *Proceedings of the First Workshop on Bangla Language Processing (BLP-2023)*, pages 7–17, Singapore. Association for Computational Linguistics.
- Sushmitha Ramaneedi and Peeta Basa Pati. 2023. Kanada textual error correction using t5 model. In *2023 IEEE 8th International Conference for Convergence in Technology (I2CT)*, pages 1–5. IEEE.
- Surangika Ranathunga and Nisansa de Silva. 2022. [Some languages are more equal than others: Probing deeper into the linguistic disparity in the NLP world](#). In *Proceedings of the 2nd Conference of the Asia-Pacific Chapter of the Association for Computational Linguistics and the 12th International Joint Conference on Natural Language Processing (Volume 1: Long Papers)*, pages 823–848, Online only. Association for Computational Linguistics.
- Surangika Ranathunga, Fathima Farhath, Uthayasanker Thayasivam, Sanath Jayasena, and Gihan Dias. 2018. Si-ta: Machine translation of sinhala and tamil official documents. In *2018 National Information Technology Conference (NITC)*, pages 1–6. IEEE.
- rasaboun. 2022. Spelling correction french. <https://huggingface.co/datasets/rasaboun/spellingcorrectionFrench>. Accessed: 2025-05-16.
- Jeff Rasley, Samyam Rajbhandari, Olatunji Ruwase, and Yuxiong He. 2020. Deepspeed: System optimizations enable training deep learning models with over 100 billion parameters. In *Proceedings of the 26th ACM SIGKDD international conference on knowledge discovery & data mining*, pages 3505–3506.
- Keisuke Sakaguchi, Kevin Duh, Matt Post, and Benjamin Van Durme. 2017. Robust word recognition via semi-character recurrent neural network. In *Proceedings of the AAAI Conference on Artificial Intelligence*, volume 31.
- Lahiru Senevirathne, Piyumal Demotte, Binod Karunanayake, Udyogi Munasinghe, and Surangika Ranathunga. 2020. Sentiment analysis for sinhala language using deep learning techniques. *arXiv preprint arXiv:2011.07280*.
- Damla Senturk, Mustafa Burak Topal, Sevil Adiguzel, Melis Ozturk, and Ayse Basar. 2024. [Spelling corrector for turkish product search](#). In *2024 34th International Conference on Collaborative Advances in Software and COMputing (CASCON)*, pages 1–8.
- Charana Sonnadara, Surangika Ranathunga, and Sanath Jayasena. 2021. Sinhala spell correction: A novel benchmark with neural spell correction. *ResearchGate*.
- Jindian Su, Yunhao Xie, and Yueqi Mou. 2024. Ucsccg: A unified approach for chinese spelling check and grammatical error correction. In *2024 International Joint Conference on Neural Networks (IJCNN)*, pages 1–8. IEEE.
- Pasindu Sudesh, Dilan Dashintha, Rashmika Lakshan, and Gihan Dias. 2022. Erroff: A tool to identify and correct real-word errors in sinhala documents. In *2022 Moratuwa Engineering Research Conference (MERCon)*, pages 1–6. IEEE.



Yuqing Tang, Chau Tran, Xian Li, Peng-Jen Chen, Naman Goyal, Vishrav Chaudhary, Jiatao Gu, and Angela Fan. 2020. Multilingual translation with extensible multilingual pretraining and finetuning. *arXiv preprint arXiv:2008.00401*.

Gemma Team, Morgane Riviere, Shreya Pathak, Pier Giuseppe Sessa, Cassidy Hardin, Surya Bhupatiraju, Léonard Hussenot, Thomas Mesnard, Bobak Shahriari, Alexandre Ramé, et al. 2024. Gemma 2: Improving open language models at a practical size. *arXiv preprint arXiv:2408.00118*.

Fatemeh Tohidian, Amin Kashiri, and Fariba Lotfi. 2022. Bedspell: Spelling error correction using bert-based masked language model and edit distance. In *International Conference on Service-Oriented Computing*, pages 3–14. Springer.

vitruv. 2022. Err spelling korean. [https://huggingface.co/datasets/vitruv/err\\_spelling\\_kor](https://huggingface.co/datasets/vitruv/err_spelling_kor). Accessed: 2025-05-16.

Shuo Wang, Chaodong Tong, Kun Peng, and Lei Jiang. 2024. Local attention augmentation for chinese spelling correction. In *International Conference on Computational Science*, pages 438–452. Springer.

Xiao Wei, Jianbao Huang, Hang Yu, and Qian Liu. 2023. **PTCSPELL: Pre-trained corrector based on character shape and Pinyin for Chinese spelling correction**. In *Findings of the Association for Computational Linguistics: ACL 2023*, pages 6330–6343, Toronto, Canada. Association for Computational Linguistics.

Jin Wen, Xin Feng, and Fengyang Fu. 2024. English text spelling error detection and correction based on multi-feature data fusion algorithm. In *2024 International Conference on Distributed Computing and Optimization Techniques (ICDCOT)*, pages 1–5. IEEE.

Haiming Wu, Hanqing Zhang, Richeng Xuan, and Dawei Song. 2024. **Bi-DCSpell: A bi-directional detector-corrector interactive framework for Chinese spelling check**. In *Findings of the Association for Computational Linguistics: EMNLP 2024*, pages 3974–3984, Miami, Florida, USA. Association for Computational Linguistics.

Hongqiu Wu, Shaohua Zhang, Yuchen Zhang, and Hai Zhao. 2023. **Rethinking masked language modeling for Chinese spelling correction**. In *Proceedings of the 61st Annual Meeting of the Association for Computational Linguistics (Volume 1: Long Papers)*, pages 10743–10756, Toronto, Canada. Association for Computational Linguistics.

Linting Xue, Noah Constant, Adam Roberts, Mihir Kale, Rami Al-Rfou, Aditya Siddhant, Aditya Barua, and Colin Raffel. 2021. **mT5: A massively multilingual pre-trained text-to-text transformer**. In *Proceedings of the 2021 Conference of the North American Chapter of the Association for Computational Linguistics: Human Language Technologies*, pages 483–498, Online. Association for Computational Linguistics.

Shaohua Zhang, Haoran Huang, Jicong Liu, and Hang Li. 2020. **Spelling error correction with soft-masked BERT**. In *Proceedings of the 58th Annual Meeting of the Association for Computational Linguistics*, pages 882–890, Online. Association for Computational Linguistics.

Xiaowu Zhang, Xiaotian Zhang, Cheng Yang, Hang Yan, and Xipeng Qiu. 2023. Does correction remain a problem for large language models? *arXiv preprint arXiv:2308.01776*.

## A PLMs for Spell Correction

Table 6 contains a (nearly) comprehensive list of research that employed PLMs for spell correction. 47% focused on Chinese and 22% on English, both are HRLs (Ranathunga and de Silva, 2022). In fact, only 6 studies worked on LRLs that fall into Category 3 or lower (which is fewer than the number of studies conducted on English). From the work on LRLs Sinhala (Sudesh et al., 2022; Sonnadara et al., 2021) and Bengali (Rahman et al., 2023; Banik et al., 2024) stand out as the languages for which, multiple attempts have been made. A majority of the efforts seem to be using BERT or its various derivatives.

| Paper                     | Language                 | Models Used  |
|---------------------------|--------------------------|--|
| Cheng et al. (2020)       | Chinese (5)              | BERT   |
| Zhang et al. (2020)       | Chinese (5)              | BERT   |
| Lee et al. (2020)         | English (5)              | GloVe, fastText, ELMo, GPT, GPT-2, BERT, RoBERTa, XLM-RoBERTa, BART, T5, XLNet |
| Hu et al. (2020)          | English (5)              | BERT   |
| Jayanthi et al. (2020)    | Sinhala (2)              | BERT   |
| Tohidian et al. (2022)    | English (5)              | BERT   |
| Ngo et al. (2022)         | Vietnamese (4)           | BERT   |
| Rahman et al. (2023)      | Bengali (3)              | BERT   |
| Mitreska et al. (2022)    | Croatian (3)             | mBERT, DistilBERT, XLM-RoBERTa   |
| Sudesh et al. (2022)      | Sinhala (2)              | mT5, mBART   |
| Wei et al. (2023)         | Chinese (5)              | BERT   |
| Wu et al. (2023)          | Chinese (5)              | BERT   |
| Huang et al. (2023)       | Chinese (5)              | BERT   |
| Zhang et al. (2023)       | Chinese (5)              | GPT-3.5-Turbo  |
| Li et al. (2023)          | Chinese (5)              | BERT, BART, BAICHUAN-13B-Chat, Text-Davinci-GPT-3.5                            |
| Martynov et al. (2024)    | Russian (4), English (5) | BERT, T5, GPT-3.5, GPT-4.0, M2M-100  |
| Pankam et al. (2023)      | Thai (3)                 | WangchanBERTa  |
| Ramaneedi and Pati (2023) | Kannada (2)              | mT5  |
| Su et al. (2024)          | Chinese (5)              | BERT, BART   |
| Wang et al. (2024)        | Chinese (5)              | BERT   |
| Liu et al. (2024)         | Chinese (5)              | BERT, BAICHUAN, GPT2   |
| Wu et al. (2024)          | Chinese (5)              | BERT, ChineseBERT  |
| Jiang et al. (2024)       | Chinese (5)              | BERT, GPT-3.5, BAICHUAN  |
| Liu et al. (2021)         | Chinese (5)              | BERT   |
| Li et al. (2024)          | Chinese (5)              | C-LLM, GPT-4, BERT   |
| Dutta et al. (2024)       | English (5)              | BART, T5   |
| Wen et al. (2024)         | English (5)              | BERT   |
| Guo et al. (2024)         | English (5)              | BERT, Mistral-7B, Claude-3-sonnet  |
| Naziri and Zeinali (2024) | Persian (4)              | BERT   |
| Senturk et al. (2024)     | Turkish (4)              | TURNA  |
| Banik et al. (2024)       | Bengali (3)              | BERT   |
| Dong et al. (2025)        | Chinese (5)              | BERT, GPT-3.5, GLM4  |

Table 6: Research that used PLMs for spell correction. The Ranathunga and de Silva (2022) language category is given in parentheses after the name of each language.

## B LMSpell Toolkit

For encoder-based and encoder-decoder-based models, the model pipeline integrates Accelerate (Gugger et al., 2022) with DeepSpeed (Rasley



```

from LMSpell import LMSpell
from Trainer.UnslothTrainer import UnslothTrainer
from Trainer.Seq2SeqTrainer import Seq2SeqTrainer
from Trainer.SeqLabelTrainer import SeqLabelTrainer
import pandas as pd

# Initialize LMSpell class with the model
model_instance = LMSpell("unsloth/gemma-2-9b-bnb-4bit")

# Initialize a trainer class
trainer = UnslothTrainer(
    model_instance=model_instance,
    train_path="train.csv",
    val_path="val.csv",
    exp_name="demo",
    language="en"
)

# Fine-tune the model
trainer.train()

# Inference from the fine-tuned model
test_set = pd.read_csv("test.csv")
model_instance.correct(test_set)

```

```

# Initialize a trainer class
trainer = Seq2SeqTrainer(
    model_instance=model_instance,
    train_path="train.csv",
    val_path="val.csv",
    exp_name="demo",
    language="en"
)

```

```

# Initialize a trainer class
trainer = SeqLabelTrainer(
    model_instance=model_instance,
    train_path="train.csv",
    val_path="val.csv",
    exp_name="demo",
    language="en"
)

```

Figure 4: Interface of LMSpell

et al., 2020) for efficient fine-tuning. Unsloth (Han et al., 2023), LoRA (Hu et al.) implementation from PEFT (Mangrulkar et al., 2022) and SFT-Trainer (Ouyang et al., 2022) are used to fine-tune decoder-based models. Figure 4 shows the programmable interface of LMSpell.

## C Comparison of a Previous Evaluation Function Against Ours

We highlight the difference between our evaluation function and Sonnadara et al. (2021). The approach used by Jayanthi et al. (2020) entirely excludes cases where the predicted sentence length differs from the reference, thereby ignoring all hallucinated outputs instead of handling them appropriately.

Figure 5 and Figure 6 illustrate the evaluation function proposed by Sonnadara et al. (2021). This function relies on a naive character-level comparison between the system output and the gold-standard reference without performing any form of alignment or edit-distance calculation. Consequently, it is highly sensitive to positional shifts in the text. Even a single insertion or deletion early in the output causes the comparison to become misaligned, leading to a cascading effect of mismatches across the remainder of the sequence.

For instance, if the system inserts one additional character or word at the beginning of a sentence, every subsequent character is offset by one position. The evaluation function then incorrectly classifies nearly all subsequent characters as errors, even though they are actually correct relative to

the intended output. This misalignment results in a significant inflation of false positives and, in many cases, the complete absence of true positives. As a consequence, standard metrics such as precision, recall, and F1-score can collapse to values near zero, misrepresenting the true performance of the model.

As shown in Figures 7 and 8, our evaluation logic does not have this issue. It aligns the sentences while correctly detecting that the word *public* was an insertion without breaking the alignment of the subsequent phrase *library to study*.

## D Experiment Details

Details on the PLMs are in Table 8, along with hyper-parameter details in Tables 9 and 10. We picked a representative mixture of *Encoder-Only*, *Decoder-Only*, and *Encoder-Decoder* models for our experiments.

## E Languages Used

Table 11 shows the details of the languages used in this study. Given the wide-spread nature of the Indo-European (IE) language family, we have opted to also show in parenthesis the subtree to which IE languages belong. We have attempted to get a good spread of languages where they cover the range of Category 2 up to Category 5 by the definition provided by Ranathunga and de Silva (2022). Due to the even lower resource nature of the languages, we were unable to find any suitable datasets from Category 0 or Category 1.

| Model     | Original (7%) |              |              |              | 41%          |              |              |              | 65%          |              |              |              |
|-----------|---------------|--------------|--------------|--------------|--------------|--------------|--------------|--------------|--------------|--------------|--------------|--------------|
|           | D-F1          | D-F0.5       | C-F1         | C-F0.5       | D-F1         | D-F0.5       | C-F1         | C-F0.5       | D-F1         | D-F0.5       | C-F1         | C-F0.5       |
| Gemma 2   | <b>81.93</b>  | <b>83.33</b> | <b>81.56</b> | <b>82.87</b> | 53.25        | 62.76        | 51.75        | 60.95        | 45.45        | 57.66        | 43.60        | 55.33        |
| Llama 3.1 | 78.57         | 78.90        | 78.20        | 79.47        | <b>61.76</b> | <b>71.89</b> | <b>60.30</b> | <b>70.05</b> | <b>53.03</b> | <b>66.37</b> | <b>51.09</b> | <b>63.80</b> |

Table 7: Performance for different error percentages of the test set, using LLMs fine-tuned with the full training set

```

evaluate("I went to the library to study",
        "I went to the public library to study",
        "I went to the library to study")
[2] ✓ 0.0s
... Comparing: I I I
Comparing:
Comparing: w w w
Comparing: e e e
Comparing: n n n
Comparing: t t t
Comparing:
Comparing: t t t
Comparing: o o o
Comparing:
Comparing: t t t
Comparing: h h h
Comparing: e e e
Comparing:
Comparing: l l p
Comparing: i i u
Comparing: b b b
Comparing: r r l
Comparing: a a i
Comparing: r r c
Comparing: y y
Comparing: l
Comparing: t t i
Comparing: o o b
Comparing: r
Comparing: s s a
Comparing: t t r
Comparing: u u y
Comparing: d d
Comparing: y y t

```

Figure 5: Evaluation using [Sonnadara et al. \(2021\)](#)

```

... {'test': '',
'Detection TP': 0,
'Detection TN': 15,
'Detection FP': 15,
'Detection FN': 0,
'Detection Accuracy': 50.0,
'Detection Recall': 0,
'Detection Precision': 0.0,
'Detection F1': 0,
'Detection F0.5': 0,
'Correction TP': 0,
'Correction TN': 15,
'Correction FP': 15,
'Correction FN': 0,
'Correction Accuracy': 50.0,
'Correction Recall': 0,
'Correction Precision': 0.0,
'Correction F1': 0,
'Correction F0.5': 0}

```

Figure 6: Results using [Sonnadara et al. \(2021\)](#)

```

evaluate_new("I went to the library to study",
            "I went to the public library to study",
            "I went to the library to study")
✓ 0.0s
Original
I went to the library to study
Predicted
I went to the +p+u+b+l+i+c+ library to study
Expected
I went to the library to study

```

Figure 7: Evaluation using our method

| Model                                       | Architecture | Params | # Langs |
|---|--------------|--------|---------|
| mT5 (Xue et al., 2021)                      | ED           | 580M   | 101     |
| mBART50 (Tang et al., 2020)                 | ED           | 680M   | 50      |
| XLm-RoBERTa (Conneau et al., 2020)          | EO           | 550M   | 100     |
| Llama 3.1 Instruct (Patterson et al., 2022) | DO           | 8B     | 8       |
| Gemma 2 Instruct (Team et al., 2024)        | DO           | 9B     | 1       |

Table 8: PLMs used in the experiments. EO - Encoder-Only, DO - Decoder-Only, and ED - Encoder-Decoder

## F Computational Resources

All experiments were conducted on cloud infrastructure, primarily using Google Cloud Platform (GCP) and Kaggle with NVIDIA T4 and L4 GPUs. Each result was obtained by averaging the outcomes from three experiments. The GPU hours used for fine-tuning the full Sinhala dataset are shown in Table 13. For testing, the full test set was always used, and the GPU hours are reported in Table 14.

## G Detailed Results

Following the initial experiment conducted with 1 % of the full Sinhala dataset, we extended the evaluation by using 10%, 25%, 50%, and 100% of the data. Table 12 presents the results for each dataset size evaluated. As a comparative baseline, similar experiments were conducted using the Hindi dataset by selecting subsets equivalent to 10% and 25% of the Sinhala dataset, along with the full Hindi dataset. The results of these experiments are also reported in table 12. Results in Table 12

| Parameter              | mT5             | mBART50         | XLm-R           |
|------------------------|-----------------|-----------------|-----------------|
| Batch Size             | 16              | 16              | 16              |
| Mixed Precision        | bf16            | fp16            | fp16            |
| Zero Stage             | 2               | 2               | 2               |
| Max Seq Length (Train) | 128             | 128             | 128             |
| Patience               | 5               | 5               | 5               |
| ZWJ Fix                | Yes             | Yes             | Yes             |
| Grad. Acc. Steps       | 4               | 4               | 4               |
| Initial Learning Rate  | 1e-5            | 1e-5            | 1e-5            |
| Learning Scheduler     | Linear + Warmup | Linear + Warmup | Linear + Warmup |
| No. of Warmup Steps    | 10              | 10              | 10              |

Table 9: Training parameters for Encoder-based and Encoder-Decoder models.

```
{
  'Detection TP': 0,
  'Detection TN': 30,
  'Detection FP': 7,
  'Detection FN': 0,
  'Detection Accuracy': 81.08108108108108,
  'Detection Recall': 0,
  'Detection Precision': 0.0,
  'Detection F1': 0,
  'Detection F0.5': 0,
  'Correction TP': 0,
  'Correction TN': 30,
  'Correction FP': 7,
  'Correction FN': 0,
  'Correction Accuracy': 81.08108108108108,
  'Correction Recall': 0,
  'Correction Precision': 0.0,
  'Correction F1': 0,
  'Correction F0.5': 0
}
```

Figure 8: Results using our evaluation method

| Parameter                   | Gemma 2 9b | Llama 3.1 8b |
|-----------------------------|------------|--------------|
| Batch Size                  | 4          | 4            |
| ZWJ Fix                     | No         | No           |
| ZWJ Fix                     | No         | No           |
| Gradient Accumulation Steps | 2          | 2            |
| Initial Learning Rate       | 1e-5       | 1e-5         |
| R                           | 8          | 8            |
| Flash Attention             | Yes        | Yes          |
| Optimizer                   | Adam       | Adam         |

Table 10: Training parameters for LLMs.

averaged over three random seeds demonstrate that LLMs, when fine-tuned with a large dataset, managed to outperform mBART and mT5 that included Si, despite not being specifically pre-trained with Si data. Therefore, further experiments were conducted to improve these results.

## H Process of Creating Test Data with different Error Percentages

We define error percentage as the proportion of characters in the dataset that is different compared to the correct sentence. The original test set contained 7% naturally occurring errors. To evaluate model robustness, we applied our error injection logic at different intensities. We calculated the distribution of different error types in Sinhala text using two distinct corpora: one is a spell-corrected corpus composed of government documents (Fernando et al., 2020; Ranathunga et al., 2018) and textbooks, and the other is an uncorrected corpus representing real-world text (Kudugunta et al., 2023). Based on these distributions, we injected new errors following the observed proportions, with the error intensity controlled by adjusting the pass-through rate (the likelihood that a word remains unchanged). This resulted in test sets with approximately 41% and 65% error rates. Note that these percentages were not manually chosen but reflect the empirical outcome of applying different levels of corruption.

| Language         | Dataset                            | Number of Sentences |       |       | Family                     | Resource Level    | PLMs                           |
|------------------|------------------------------------|---------------------|-------|-------|----------------------------|-------------------|--------------------------------|
|                  |                                    | Train               | Val.  | Test  |                            |                   |                                |
| Azerbaijani (Az) | LocalDoc (2024)                    | 81,176              | 1,000 | 2,000 | Turkic                     | Low (Category 3)  | mT5, XLM-R                     |
| Bulgarian (Bg)   | Klouček and Batista-Navarro (2024) | 20,719              | 1,000 | 2,000 | Indo-European (Slavic)     | Low (Category 3)  | mT5, XLM-R                     |
| French (Fr)      | rasaboun (2022); fdemelo (2022)    | 5,393               | 500   | 1,000 | Indo-European (Romance)    | High (Category 5) | mT5, mBART50, XLM-R, Llama 3.1 |
| Hindi (Hi)       | Etoori et al. (2018)               | 160,000             | 1,000 | 2,000 | Indo-European (Indo-Aryan) | Low (Category 3)  | mT5, mBART50, XLM-R, Llama 3.1 |
| Korean (Ko)      | vitruv (2022)                      | 77,000              | 1,000 | 2,000 | Koreanic                   | High (Category 4) | mT5, mBART50, XLM-R            |
| Sinhala (Si)     | Sudesh et al. (2022)               | 510,706             | 5,282 | 2,037 | Indo-European (Indo-Aryan) | Low (Category 2)  | mT5, mBART50, XLM-R            |
| Vietnamese (Vi)  | Ngo et al. (2022)                  | 4,500               | 500   | 1,000 | Austroasiatic              | High (Category 4) | mT5, XLM-R                     |

Table 11: Details of the languages. Resource level is according to [Ranathunga and de Silva \(2022\)](#)’s language categorization. Final column shows the PLMs that were pre-trained on data from each languages.

| Lang | Model     | 1%           |              |              |              | 10%          |              |              |              | 25%          |              |              |              | 50%          |              |              |              | 100%         |              |              |              |
|------|-----------|--------------|--------------|--------------|--------------|--------------|--------------|--------------|--------------|--------------|--------------|--------------|--------------|--------------|--------------|--------------|--------------|--------------|--------------|--------------|--------------|
|      |           | D-F1         | D-F0.5       | C-F1         | C-F0.5       | D-F1         | D-F0.5       | C-F1         | C-F0.5       | D-F1         | D-F0.5       | C-F1         | C-F0.5       | D-F1         | D-F0.5       | C-F1         | C-F0.5       | D-F1         | D-F0.5       | C-F1         | C-F0.5       |
| Si   | XLmR      | 12.79        | 11.99        | 12.13        | 11.52        | 24.30        | 23.01        | 23.75        | 22.55        | 46.78        | 45.89        | 46.13        | 45.24        | 52.14        | 51.41        | 51.71        | 50.98        | 64.07        | 63.89        | 63.68        | 63.45        |
|      | mT5       | 5.55         | 4.59         | 3.94         | 3.31         | <b>78.82</b> | <b>78.26</b> | <b>78.22</b> | <b>77.56</b> | <b>78.93</b> | <b>78.60</b> | <b>78.66</b> | <b>78.25</b> | <b>76.25</b> | <b>75.99</b> | <b>75.96</b> | <b>75.64</b> | 77.07        | 76.78        | 76.81        | 76.45        |
|      | mBART50   | <b>82.59</b> | <b>80.22</b> | <b>81.99</b> | <b>79.48</b> | 68.22        | 67.30        | 67.59        | 66.62        | 73.27        | 72.80        | 72.90        | 72.37        | 71.90        | 71.59        | 71.64        | 71.27        | 74.86        | 74.64        | 74.67        | 74.40        |
|      | Gemma 2   | 22.15        | 16.89        | 20.15        | 15.25        | 54.78        | 55.16        | 53.46        | 53.72        | 76.62        | 77.67        | 75.97        | 76.91        | 66.84        | 67.73        | 66.37        | 67.20        | <b>81.93</b> | <b>83.33</b> | <b>81.56</b> | <b>82.87</b> |
|      | Llama 3.1 | 28.57        | 23.03        | 26.70        | 21.36        | 69.87        | 71.01        | 68.66        | 69.63        | 72.58        | 73.81        | 71.76        | 72.87        | 74.59        | 75.85        | 74.2         | 75.38        | 75.07        | 76.38        | 74.66        | 75.90        |
| Hi   | XLm-R     | 74.64        | 72.84        | 74.35        | 72.58        | -            | -            | -            | -            | 88.21        | 87.30        | 88.09        | 87.18        | -            | -            | -            | -            | 96.31        | 96.11        | 96.27        | 96.07        |
|      | mT5       | 83.35        | 85.68        | 72.94        | 72.32        | -            | -            | -            | -            | 84.13        | 83.46        | 83.19        | 82.36        | -            | -            | -            | -            | 93.60        | 94.24        | 92.36        | 91.37        |
|      | mBART     | <b>89.20</b> | <b>88.90</b> | <b>88.66</b> | <b>88.27</b> | -            | -            | -            | -            | 95.93        | 95.70        | 95.68        | 95.40        | -            | -            | -            | -            | <b>97.99</b> | <b>97.90</b> | <b>97.73</b> | <b>97.59</b> |
|      | Gemma 2   | 66.04        | 65.93        | 65.69        | 65.47        | -            | -            | -            | -            | 96.59        | 96.63        | 96.58        | 96.61        | -            | -            | -            | -            | 97.76        | 97.55        | 98.23        | 97.80        |
|      | Llama 3.1 | 56.98        | 56.95        | 56.37        | 56.20        | -            | -            | -            | -            | <b>97.13</b> | <b>97.18</b> | <b>97.11</b> | <b>97.16</b> | -            | -            | -            | -            | 97.75        | 97.89        | 98.23        | 97.82        |
|      |           |              |              |              |              |              |              |              |              |              |              |              |              |              |              |              |              |              |              |              |              |

Table 12: Performance across different dataset sizes for Sinhala and Hindi

| Model     | GPU Type       | Time (hours) |
|-----------|----------------|--------------|
| XLm-R     | NVIDIA T4 (x4) | 22           |
| mT5       | NVIDIA T4 (x4) | 38           |
| mBART     | NVIDIA T4 (x4) | 22           |
| Gemma 2   | NVIDIA L4 (x1) | 70           |
| LLaMA 3.1 | NVIDIA L4 (x1) | 64           |

Table 13: Training time for Sinhala Full dataset

| Model     | GPU Type       | Time (hours) |
|-----------|----------------|--------------|
| XLm-R     | NVIDIA T4 (x2) | 0.5          |
| mT5       | NVIDIA T4 (x2) | 0.5          |
| mBART     | NVIDIA T4 (x2) | 0.5          |
| Gemma 2   | NVIDIA T4 (x2) | 4            |
| LLaMA 3.1 | NVIDIA T4 (x2) | 6            |

Table 14: Testing time for Sinhala Full dataset