

From Segments to Scenes: Temporal Understanding in Autonomous Driving via Vision-Language Models

Kevin Cannons^{1*} Saeed Ranjbar Alvar^{1*} Mohammad Asiful Hossain¹ Ahmad Rezaei¹
 Mohsen Gholami¹ Alireza HeidariKhazaei¹ Zhou Weimin² Yong Zhang^{1†} Mohammad Akbari^{1†}
¹ Huawei Technologies Canada Co., Ltd., ² Huawei Cloud

 [Code](#)  [Dataset](#)

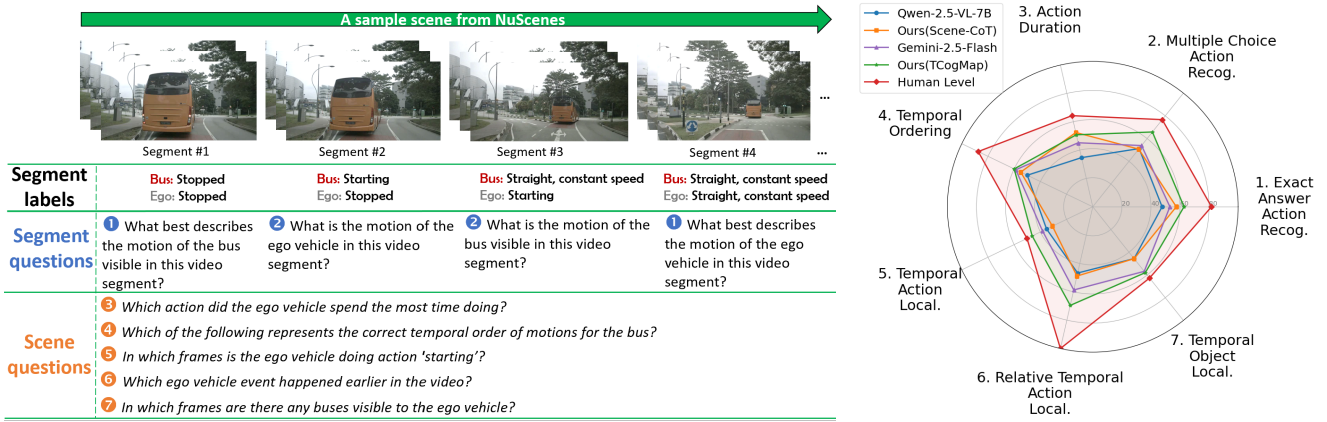


Figure 2. Overview of the proposed **TAD** benchmark. **Left:** An example of labels and question types. Each segment covers approximately five seconds of a video from the NuScenes dataset. The labels consist of segment-level action annotations for the ego and other vehicles visible from the front camera. Two question types pertain to actions within these video segments, while the remaining five types relate to actions that require information from throughout the entire video scene. **Right:** The performance of open-source VLMs, the proposed training-free solutions (**Scene-CoT** and **TCogMap**), a closed-source VLM, and human performance across the 7 benchmark tasks in **TAD**.

Abstract

Temporal understanding in autonomous driving (AD) remains a significant challenge, even for recent state-of-the-art (SoTA) Vision-Language Models (VLMs). Prior work has introduced datasets and benchmarks aimed at improving temporal reasoning, but these have emphasized other video content, including sports, cooking, and movies. No existing benchmark focuses exclusively on the unique challenges of temporal understanding in ego-centric AD footage. To fill this gap, the Temporal Understanding in Autonomous Driving (TAD) benchmark is presented, which evaluates VLMs’ ability to capture the dynamic relationships between actions in AD. TAD comprises nearly 6,000 question-answer (QA) pairs, spanning 7 human-designed tasks. In addition, an evaluation is performed that consists

of 9 closed- and open-source generalist models as well as SoTA AD specialist models. When applied to TAD, current SoTA models demonstrated substandard accuracies, largely due to imperfect fine-grained motion understanding. To improve motion understanding and overall accuracy on TAD, two novel training-free solutions are proposed: *Scene-CoT*, that leverages Chain-of-Thought (CoT) and *TCogMap*, which incorporates an ego-centric temporal cognitive map. The proposed approaches are integrated with existing VLMs and improve average accuracy on TAD by up to 17.72%. By introducing TAD, benchmarking multiple SoTA models, and proposing effective enhancements, this work aims to catalyze future research on temporal understanding in AD. The benchmark and evaluation code are available at [Hugging Face](#) and [GitHub](#), respectively.

*Equal contribution and corresponding authors {kevin.cannons, saeed.ranjbar.alvar1}@huawei.com,

†Equal contribution

1. Introduction

Temporal understanding of video content is a critical requirement for creating autonomous agents, including cars and robots. VLMs have emerged as powerful tools that can reason across both vision and language, making them promising components in the design of autonomous agents. Accordingly, means for evaluating VLMs on video understanding tasks has emerged as an important research direction [6, 18, 28, 29, 31, 33]. Benchmarks for video understanding have generally focused on several specific types of video content, such as sports [4], cooking [58], and full-length movies [43].

AD footage exhibits a number of unique challenges compared to general video data, including: **1) Temporal Scale.** Large variation in the temporal scale of activities, which necessitates methods that can temporally localize events with varying durations. **2) Ego-Centric View.** The camera viewpoint makes understanding ego vehicle actions challenging, since the ego vehicle is not observable in the frames. **3) Fine-grained actions.** Some actions performed by vehicles are subtle and may require additional scene cues for robust detection (e.g., a gradual lane change compared to driving straight). Currently, there is no AD-oriented benchmark for assessing the performance of VLMs on the unique aspects that make temporal understanding difficult.

In light of this gap, this paper proposes the **Temporal Understanding in Autonomous Driving (TAD)** benchmark, which evaluates various temporal understanding tasks. The benchmark is built on top of the popular NuScenes dataset [5] and is comprised of 5,861 QA pairs across 150 videos. The benchmark provides a mix of tasks, most of which focus on “**scene-level**” understanding (i.e., video-level, terminology which is adopted from NuScenes), but two of which consider “**segment-level**” action recognition (i.e., short video segments). Inclusion of both scene and segment questions is a novel characteristic of TAD compared to other benchmarks. Segment questions assess the VLMs’ ability to understand fine-grained vehicle actions (e.g., left-hand turns vs. changing lanes to the left); whereas, scene questions require an understanding of the temporal dynamics between atomic vehicle actions, that altogether form a longer video. In addition to the benchmark questions, 4,481 segment-level vehicle action annotations were also created. An example of a video scene with its associated segment labels and questions are shown in Fig. 2.

The paper presents an extensive evaluation on 9 unique VLMs, considering a total of 30 system configurations, including open-source generalist, AD specialist, and closed-source models. The results in Fig. 2 show that there is a significant gap between the performance of VLMs and humans. To address this gap, two novel solutions, called Scene-CoT and TCogMap, are proposed. Scene-CoT is a general method that leverages CoT to answer AD ques-

tions by breaking down the motions in a scene. In contrast, TCogMap constructs an ego-centric temporal cognitive map using the ego vehicle’s trajectory and leverages it to enrich the input context for VLMs during inference.

Thus, the major contributions of this work are as follows:

- Creation of TAD, the first QA benchmark for AD, specifically designed to evaluate temporal understanding. TAD systematically probes the complex temporal dynamics inherent in real-world driving scenarios.
- Creation of a new dataset of fine-grained, human-annotated action labels for ego and non-ego vehicles across 150 NuScenes videos.
- A comprehensive evaluation of SoTA open-source, closed-source and specialist VLMs on TAD, establishing a baseline for AD temporal understanding in this domain.
- Introduction of Scene-CoT and TCogMap, two novel, training-free methods that can be seamlessly integrated with any VLM to significantly enhance the temporal understanding capabilities. These solutions are shown to improve average performance on TAD by up to 17.72%.

2. Related Work

2.1. Temporal Understanding in General Videos.

The temporal understanding of general-purpose videos has been explored through various tasks and benchmarks. Key tasks include *Temporal Localization* specifying when an event occurs [9, 22, 47, 52] and *Dense Video Captioning*, which localizes and describes every event [13, 26, 27, 49, 55, 59, 60]. Corresponding benchmarks have been developed using diverse, general-domain videos. Some, like MVBench [29] and Video-MME [18], assess a combination of spatial and temporal abilities. In contrast, others such as TempCompass [33] and TemporalBench [6] focus exclusively on fine-grained temporal reasoning (e.g., motion, magnitude, and event ordering) within an array of real-world videos spanning daily life, sports, and documentaries.

2.2. Benchmarks and Methods for VLM-based AD

VLMs have emerged as a promising direction for enhancing AD systems, offering improved explainability and leveraging multiple modalities [10, 14, 34, 36, 37, 39, 42, 44, 45, 48, 54]. Their applications range from conversational driving assistants [34] and visual question answering (VQA) systems [36, 44] to integration within the driving pipeline itself [10, 39, 42, 45, 48, 54].

With respect to benchmarks, several have been released in recent years to assess different aspects of AD-related tasks. LingoQA [36], DriveLM [44], and VLADBench [30] offer broad, extensive QA datasets that span the full stack of perception, prediction, planning. Other research has focused on narrow aspects of AD video understanding. BDD-X [25] provides descriptions of the action performed by

Table 1. Overview of AD benchmarks for spatiotemporal understanding. “#QAs” is the number of questions. “I/V” Indicates the benchmark modality (image or video). “Seg. Qs” and “Scene Qs” denote segment- and scene-level questions, respectively.

Benchmark	#QAs	I/V	Seg. Qs	Scene Qs
DriveLM [44]	15k	I	✗	✗
DriveBench [53]	20k	I	✗	✗
DriveLLM-o1 [24]	4.6k	I	✗	✗
LingoQA [36]	1k	V	✓	✗
VLADBench [30]	12k	V	✗	✓
STSBench [17]	971	V	✓	✗
STIBench [31]	2k	V	✗	✓
TAD (Ours)	5.8k	V	✓	✓

the ego vehicle and the reason for that action. NuScenes-QA [40] and NuPrompt [51] are perception-oriented benchmarks. In DRAMA [35] and Rank2Tell [41], critical scene objects are annotated along with suggestions for the ego vehicle’s action. Ego3D-Bench [20] considers models’ 3D spatial understanding capabilities in AD. SURDS [21] focuses on evaluating VLMs’ fine-grained spatial understanding in driving scenes, while CODA-LM [7] offers a benchmark for evaluating understanding of corner cases.

Tab. 1 summarizes the most closely-related QA benchmarks for AD with spatiotemporal understanding. TAD is the second-largest video-based benchmark focused on temporal understanding and the only one covering both segment- and scene-level questions.

3. TAD Benchmark

3.1. Benchmark Annotations

The TAD benchmark is built on top of the NuScenes [5] validation split, which contains 150 videos, each roughly 20 seconds in length, with accompanying sensor data and 3D bounding-box annotations. TAD focuses on the following fine-grained vehicle classes defined in NuScenes: car, bus, bicycle, construction vehicle, motorcycle, trailer, and truck. The remaining object annotations were ignored for TAD.

NuScenes does not provide action labels for scene objects, yet action understanding is a critical aspect of understanding the temporal dynamics of a scene. Thus, the first annotation task to create TAD was to label the vehicle actions in NuScenes, which required a pre-processing step that divides each video into segments, as shown in Fig. 3. For vehicle action understanding, employing a short segment-level approach is appropriate, since an action typically cannot be discerned from a single frame and in a long video, multiple vehicle actions may occur. For TAD, five-second segments were selected, since it was empirically observed that most vehicle atomic actions are completed within five seconds. Thus, each NuScenes video was di-

vided into ten, uniformly distributed, overlapping segments.

To streamline annotation and focus on the most relevant vehicles, each segment was filtered to include only vehicles within 50 m of the ego car. This threshold was empirically set to retain the most relevant vehicles, while optimizing human annotation effort. Further, vehicles with negligible trajectory displacement within a segment were automatically labeled as *stopped* and excluded from manual labeling.

Video segments with the corresponding bird’s eye view (BEV) visualization, including the trajectories of ego and nearby vehicles, were provided to annotators. Annotators were then asked to label a vehicle’s action corresponding to the dominant behavior during the video segment. Accordingly, only one action label was assigned to a vehicle per segment. The following set of eight action categories were used for TAD: 1) traveling straight at constant speed, 2) stopping, 3) stopped, 4) starting, 5) turning left, 6) turning right, 7) changing lanes to the left, and 8) changing lanes to the right. In addition to the TAD benchmark, the vehicle-action annotations are released as a standalone resource and can be used to evaluate vehicle action recognition.

The final step of the annotation pipeline generates a JSON-formatted source file that stores the object and action labels per segment. These files constituted the raw materials that were used to construct the TAD question-answer set.

3.2. QA Creation

As shown in Fig. 3, QA generation followed a template-driven approach. Seven QA templates were used and each applied to the NuScenes videos. Logical checks were also included to verify that each question was unambiguous, e.g., ensuring that the objects referenced in each question are uniquely identifiable in the imagery. A final human-verification stage was included to further improve the quality of the QA pairs and task definitions.

After running the QA generation pipeline, 5,861 QAs were created for TAD, which are distributed across seven tasks, and will be described next. Several tasks, *Temporal Ordering*, *Temporal Action Localization*, *Relative Temporal Action Localization*, and *Temporal Object Localization*, are designed to challenge VLMs on **when** specific actions or events occur. *Temporal Ordering* and *Relative Temporal Action Localization* require the VLMs to understand the **temporal ordering** of events, although the exact timing of the events is not needed. The *Action Duration* task does not focus on when events happen, but **how long** they last. The final two tasks, *Exact Answer Action Recognition* and *Multiple Choice Action Recognition*, consider the VLM’s ability to understand **fine-grained actions** in temporally cropped video segments. Sample questions from each task are shown in Fig. 2. Detailed descriptions of each question type are provided in the supplementary materials.

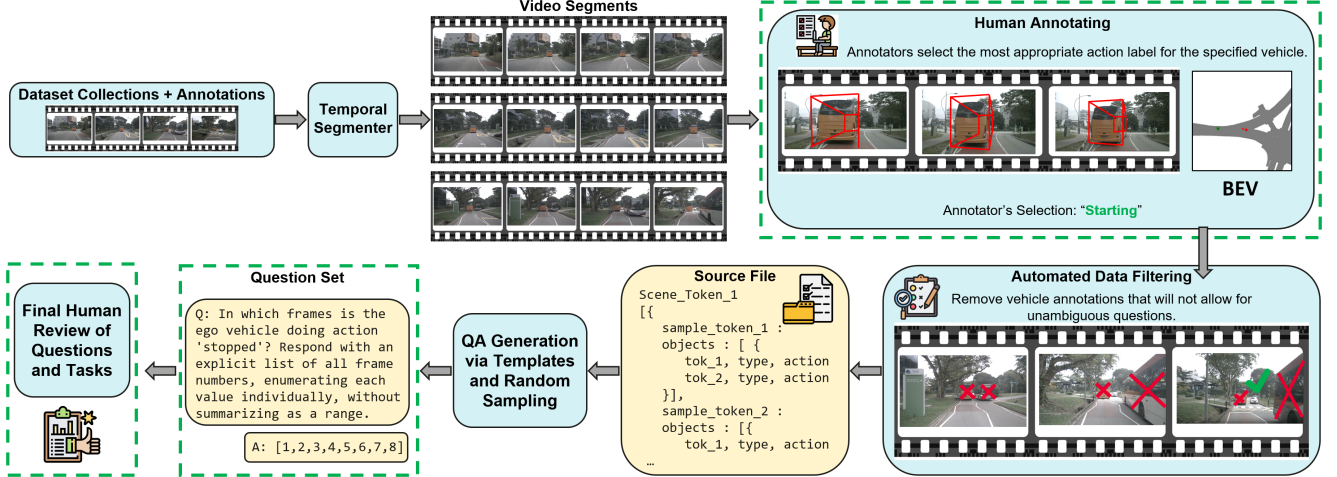


Figure 3. TAD annotation and question generation pipeline. Boxes with green dash: Steps with human verification and quality assessment.

Table 2. Question counts per task in the TAD benchmark.

Category	Ego	Non-Ego	Total
Exact Answer Action Recognition	1500	1104	2604
Multiple Choice Action Recognition	1030	756	1786
Action Duration	124	0	124
Temporal Ordering	62	18	80
Temporal Action Localization	338	432	770
Relative Temporal Action Localization	92	0	92
Temporal Object Localization	0	405	405
Total Dataset	3146	2715	5861

3.3. TAD Benchmark Statistics

This section provides insight into the benchmark statistics. The question distribution is shown in Tab. 2. In addition to the “Total” column, which denotes the total number of questions per type, a breakdown is also provided showing the number of ego vs. non-ego questions. All question types are well-represented, with a minimum of 80 per category. Tab. 2 also shows that there are two question categories, *Action Duration* and *Relative Temporal Action Localization* that only consider the ego vehicle. Conversely, *Temporal Object Localization* only includes questions about non-ego car objects, since this question considers when those objects are visible to the ego. Tab. 2 also shows that the overall split between ego and non-ego vehicle questions is almost even, with 53.7% and 46.3% of the questions, respectively. As such, there is no significant benchmark bias favouring ego or non-ego objects. Further stats, including the instance count per action category as well as the breakdown of the vehicle types and counts are in the supplementary material.

4. Proposed Methods

4.1. Scene-CoT: CoT for Temporal Understanding

The proposed Scene-CoT framework introduces a CoT [50] based approach for structured scene reasoning in dynamic driving environments, consisting of three modules: 1) Video partitioning, 2) CoT reasoning, and 3) Large Language Model (LLM) QA. The system modules will be described next, while a figure showing the Scene-CoT architecture is provided in the supplementary materials.

Video Partitioning. Scene-CoT first partitions the input video into smaller segments. Let \mathcal{V} denote the original video and $S = \{s_1, s_2, \dots, s_l\}$ are the set of l segments. The segment length and overlap are configurable to meet design and resource constraints. In the current implementation, segments are uniformly distributed across \mathcal{V} , each lasting 5 seconds with approximately 50% overlap between consecutive segments. This choice is suitable for driving scenarios, as a five-second window with overlap provides sufficient temporal context to capture common maneuvers (e.g., lane change and turn) while maintaining responsiveness to rapidly changing scenes. Exploration of more sophisticated segmentation strategies is left for future work.

To reduce pixel-wise redundancy from frame to frame and the number of visual tokens input to the VLM, only a subset of frames were used for forming the CoT descriptions. In the current approach, four frames were uniformly sampled across each segment, i.e., $\{f_j^1, f_j^2, f_j^3, f_j^4\}$, where f denotes a frame and j corresponds to a segment number.

CoT Reasoning. For each segment, s_j , the VLM is used to generate a reasoning trace that should be sufficiently descriptive to answer the questions in TAD. To that end, a four-step CoT reasoning procedure is designed as follows:

1) Scene description. The VLM provides a high-level de-

scription of the scene. **2) Ego vehicle motion.** The VLM focuses only on the ego car motion and estimates its action. **3) Motion of nearby vehicles.** The VLM isolates other vehicles close to the ego and describes their motion. **4) Summary formatting.** The VLM generates a final JSON-style summary containing fields for motions of all vehicles and nearby-vehicle identifiers. The final output of the reasoning stage for segment s_j is denoted as c_j , which is the concatenation of the scene description (Step 1) with the summary (Step 4).

LLM-Based QA. The LLM takes as input the benchmark question q together with the temporally ordered CoT reasoning outputs for segments $\mathcal{C} = (c_1, c_2, c_3, \dots, c_l)$. Since the first step of Scene-CoT partitions the video into short, temporally ordered segments, the resulting CoT outputs support questions that require temporal reasoning and ordering. Formally, the final answer $a_{\text{Scene-CoT}}$ is

$$a_{\text{Scene-CoT}} = \mathcal{L}(\mathcal{C}, q), \quad (1)$$

where \mathcal{L} denotes the LLM. Additional details regarding Scene-CoT, are provided in the supplementary materials.

4.2. TCogMap: Temporal Understanding via Ego-Centric Temporal Cognitive Maps

The second proposed method, TCogMap, is a solution tailored to temporal understanding in the AD domain, as it leverages a vehicle trajectory analysis module. Fig. 4 shows the three steps in TCogMap, as follows:

Video Partitioning. TCogMap uses the same video partitioning module as Scene-CoT, resulting in a set of video segments, $S = \{s_1, s_2, s_3 \dots s_l\}$.

Ego Vehicle Temporal Cognitive Map. Recent works have shown that generating a so-called ‘‘cognitive map’’ representation assists a VLM in its ability to perform question-answering [20, 57]. Building on this insight, the proposed approach extends cognitive maps to the video domain for improved temporal understanding in outdoor and dynamic AD scenes.

A full extension of cognitive maps to the temporal domain that includes information about all objects is appealing, but may result in too much extraneous information confounding the VLM. Rather, TCogMap only considers the most important object in a driving video: the ego vehicle.

TCogMap analyzes the sequence of ego car poses (translation, rotation, and timestamp, which are provided with NuScenes) in order to classify its motion. The motion classification procedure, detailed in Algorithm 1, begins by processing the raw sequence of ego-poses. For each segment, the frame-wise global velocities and 2D speeds are computed via finite differences between consecutive poses (L5-8 in Algorithm 1). A preliminary check classifies the segment as ‘‘Stopped’’ if the instantaneous speeds fall below

Algorithm 1 Ego-Vehicle Motion Classification

```

1: Input: Ego-poses  $P = \{p_0, \dots, p_{N-1}\}$ , each  $p_i$  each with
   translation  $\mathbf{x}_i$ , quaternion list  $\mathbf{q}_i$ , and timestamp  $t_i$ .
2: Input: Thresholds:  $V_{\text{stat}}, V_{\text{stopping}}, \Psi_{\text{turn}}, V_{y,\text{lc}}, V_{x,\text{lc}}$ .
3: Output: Motion label (e.g., ‘‘Turn left’’).
4: procedure CLASSIFYMOTION( $P$ )
5:   for  $i \leftarrow 1$  to  $N - 1$  do
6:      $\mathbf{v}_i \leftarrow (\mathbf{x}_i - \mathbf{x}_{i-1}) / (t_i - t_{i-1})$ 
7:      $\omega_i \leftarrow \|\mathbf{v}_i[0 : 2]\|$ 
8:   end for
9:   if  $(\sum_{i=1}^{N-1} [\omega_i < V_{\text{stat}}]) / (N - 1) > 0.5$  then
10:    return ‘‘Stopped’’
11:   end if
12:    $\Delta\psi \leftarrow \text{yaw}(\mathbf{q}_{N-1}) - \text{yaw}(\mathbf{q}_0)$  ▷ Aggregate motion features
13:    $\omega_{\text{start}} \leftarrow \omega_1, \omega_{\text{end}} \leftarrow \omega_{N-1}$ 
14:    $\{\mathbf{v}_{\text{local},i}\} \leftarrow \text{TransformToLocalFrame}(\{\mathbf{v}_i\}, \{\mathbf{q}_i\})$ 
15:    $\bar{v}_{x,\text{local}}, \bar{v}_{y,\text{local}} \leftarrow \text{mean}(\{\mathbf{v}_{\text{local},i}\})$  ▷ Hierarchical classification
16:   if  $|\Delta\psi| > \Psi_{\text{turn}}$  then
17:     return ‘‘Turn left’’ if  $\Delta\psi > 0$ , else ‘‘Turn right’’
18:   else if  $|\bar{v}_{y,\text{local}}| > V_{y,\text{lc}} \ \& \ |\bar{v}_{x,\text{local}}| > V_{x,\text{lc}}$  then
19:     if  $\bar{v}_{y,\text{local}} > 0$  then
20:       return ‘‘Change lane left’’
21:     else
22:       return ‘‘Change lane right’’
23:     end if
24:   else if  $\omega_{\text{start}} < V_{\text{stopping}} \ \& \ \omega_{\text{end}} > 1.5 \times V_{\text{stopping}}$  then
25:     return ‘‘Starting’’
26:   else if  $\omega_{\text{start}} > 1.5 \times V_{\text{stopping}} \ \& \ \omega_{\text{end}} < V_{\text{stopping}}$  then
27:     return ‘‘Stopping’’
28:   else
29:     return ‘‘Straight’’
30:   end if
31: end procedure

```

a predefined stationary threshold, V_{stat} , (L9-11). For segments with significant motion, a set of dynamic features are extracted that serve as a summary of the trajectory. These features include: the total change in yaw between the initial and final poses, $\Delta\psi$ (L12); the initial and final speeds, ω_{start} and ω_{end} (L13); and the average lateral and forward velocities, $\bar{v}_{y,\text{local}}$ and $\bar{v}_{x,\text{local}}$ (L15). To obtain these values, each global velocity vector, \mathbf{v}_i , is transformed into the ego vehicle’s local coordinate frame using its corresponding rotation matrix, \mathbf{R}_i (L14):

$$\mathbf{v}_{\text{local},i} = \mathbf{R}_i^\top \mathbf{v}_i, \quad (2)$$

where $\mathbf{v}_{\text{local},i} = [v_{x,\text{local},i}, v_{y,\text{local},i}, v_{z,\text{local},i}]^\top$ contains the instantaneous forward, lateral, and vertical velocity components. The average values used for classification are then computed over the frames in the segment (L15):

$$\bar{v}_{x,\text{local}} = \frac{\sum_{i=1}^{N-1} v_{x,\text{local},i}}{N-1}, \quad \bar{v}_{y,\text{local}} = \frac{\sum_{i=1}^{N-1} v_{y,\text{local},i}}{N-1}. \quad (3)$$

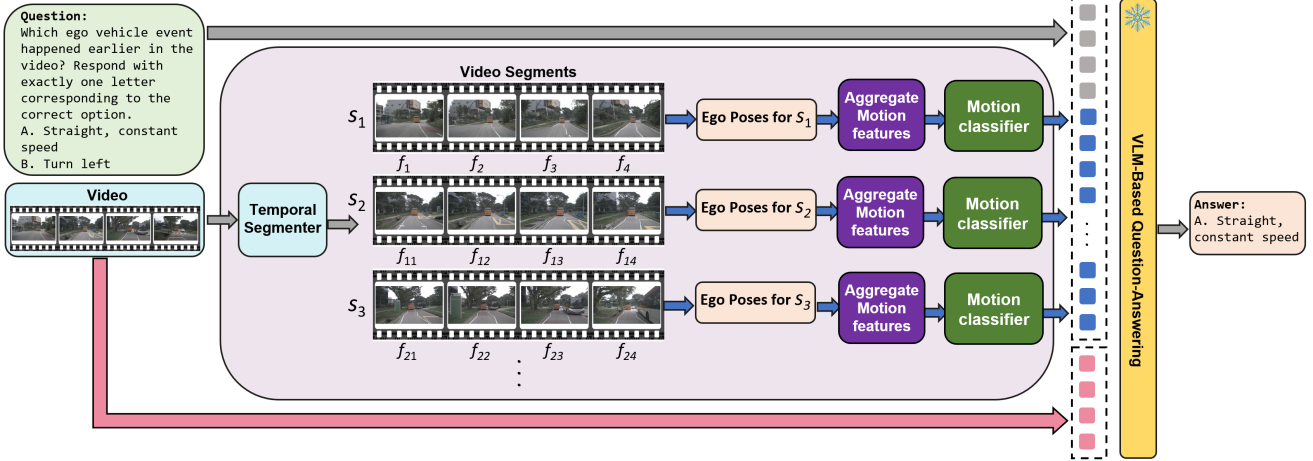


Figure 4. Overview for the proposed TCogMap method.

These features are then fed into a hierarchical decision-making process that uses a set of empirically determined thresholds to assign a single motion label, which is described in detail on L16-26 of Algorithm 1. This structured, rule-based approach effectively translates complex kinematic data into a concise and semantically meaningful summary, which can be interpreted more easily by a VLM.

VLM-based QA. The final step in TCogMap is to answer the question. To do so, the VLM, ϕ , is provided with all K frames from the input video, $\mathcal{F} = \{F_k\}_{k=1}^K$, the question itself, q , and the structured summary of the ego-vehicle’s motion, $\mathcal{M} = \{m_i\}_{i=1}^l$. This summary consists of the motion categories derived for each of the l video segments. Crucially, to provide clear temporal context for the model, each motion summary m_i is formatted as a string that specifies the corresponding frames in the segment (e.g., “Motion summary for Frame1 to Frame7: The ego-vehicle is stopped”). So, the final answer, a_{TCogMap} , is obtained as:

$$a_{\text{TCogMap}} = \phi(\mathcal{F}, \mathcal{M}, q). \quad (4)$$

5. TAD Benchmarking

5.1. Experimental Setup

For most TAD benchmarking results, four variants of each model are presented: baseline, baseline + textual ego pose, Scene-CoT (baseline + CoT outputs), and TCogMap (baseline + Temporal Cognitive Map). For the baseline, the VLM receives only the scene frames (approximately 40) and question. The two segment tasks, *Exact Answer Action Recognition* and *Multiple Choice Action Recognition*, are exceptions, and instead utilize approximately ten frames from the relevant segment as input to the VLMs. The baseline + textual ego pose variant is included to offer a fair comparison with TCogMap.

Most of the questions in TAD are multiple choice and are evaluated using accuracy. Performance for questions that

output a frame list format is measured via temporal mean intersection over union (mIoU), which is a standard metric for temporal localization [22]. For questions expecting output text, a binary exact match metric is used.

For Scene-CoT, Qwen2.5-14B-Instruct-1M [56] was used as the LLM for experiments, unless specified otherwise. For the TCogMap method, the thresholds were empirically set to $V_{\text{stat}} = 0.2$ m/s, $V_{\text{stopping}} = 1.0$ m/s, $\Psi_{\text{turn}} = 10.0$ degrees, $V_{y,lc} = 0.4$ m/s, $V_{x,lc} = 1.0$ m/s.

5.2. Chance/Human Performance Levels

Human and chance-level performance were also computed on TAD. Chance performance was computed based on random selection for the multiple-choice questions; whereas, a random subset of frames was used for temporal localization tasks. Human-level performance was computed using a randomly-sampled 10% subset for each question type. The first two rows in Tab. 3 show human-level and chance performance, respectively. Generally, human performance is far greater than chance-level across the tasks. However, human-level performance is lower for *Temporal Action Localization*, likely due to the similarity of some of the motion categories (e.g., stopped vs. stopping) and minor misalignments between the ground truth and human results (ground truth is in segments; humans responded with frames.).

5.3. Benchmarking Generalist VLMs

Experiments were performed on the benchmark using both closed- and open-source generalist VLMs that were not specifically trained for AD. For closed-source models, GPT-5-mini [38] and Gemini-2.5-Flash [11] were tested. With respect to open-source models, Qwen2.5-VL [3] and InternVL3 [61] were selected since the InternVL and Qwen-VL model families consistently provide top-tier performance. Further details regarding the parameters specific to

Table 3. Main results for open- and closed-source generalist VLMs as well as AD-specific VLMs. Bold and underline indicate best and second-best results when comparing the four system variants for each open-source VLM. C/Gen : closed-source generalist models, O/Gen : open-source generalist models, O/Drv : open-source driving specialist models. EA: exact answer, MC: multiple choice.

Method	Model Type	EA Act. Recog.	MC Act. Recog.	Action Dur.	Temp. Ord.	Temp. Act. Local.	Rel. Temp. Local.	Temp. Obj. Local.	Avg
Human level		81.68	76.67	64.29	87.50	50.21	100	62.69	74.72
Chance level		12.17	24.24	25.81	30.00	41.70	47.83	58.85	34.37
GPT-5-mini [38]	C/Gen	54.57	52.86	45.97	70.00	26.79	73.91	40.18	52.04
Gemini-2.5-Flash [11]	C/Gen	53.07	53.86	45.16	58.75	38.35	58.70	56.81	52.10
Qwen2.5-VL-7B [3]	O/Gen	47.77	<u>51.18</u>	34.68	50.00	<u>35.28</u>	46.74	45.60	44.46
Qwen2.5-VL-7B+Ego Pose	O/Gen	46.54	49.50	35.48	48.75	35.12	<u>57.61</u>	37.27	44.44
+ Scene-CoT		<u>57.49</u>	50.73	<u>52.42</u>	<u>55.00</u>	30.77	48.91	<u>45.65</u>	48.71
+ TCogMap		62.79	65.79	50.81	60.00	46.26	69.57	57.95	62.18
Qwen2.5-VL-32B [3]	O/Gen	60.56	53.25	47.58	56.25	44.96	<u>60.87</u>	62.91	55.20
Qwen2.5-VL-32B+Ego Pose	O/Gen	<u>64.13</u>	<u>59.24</u>	<u>53.23</u>	<u>60.00</u>	<u>44.45</u>	52.17	<u>60.10</u>	<u>56.19</u>
+ Scene-CoT		60.45	54.09	46.77	55.00	31.56	44.57	48.99	48.78
+ TCogMap		71.85	68.59	58.87	65.00	41.42	78.26	62.91	63.84
InternVL3-8B [61]	O/Gen	57.26	<u>59.85</u>	53.23	50.00	35.42	<u>52.17</u>	45.64	50.51
InternVL3-8B+Ego Pose	O/Gen	53.57	57.28	<u>54.84</u>	47.50	<u>37.58</u>	46.74	<u>62.96</u>	51.50
+ Scene-CoT		62.52	54.31	51.61	<u>56.25</u>	37.31	51.09	50.34	<u>51.92</u>
+ TCogMap		<u>61.37</u>	66.69	57.26	66.25	47.08	67.39	64.10	61.45
InternVL3-14B [61]	O/Gen	<u>56.87</u>	53.70	<u>52.42</u>	<u>56.25</u>	43.53	59.78	43.90	52.35
InternVL3-14B+Ego Pose	O/Gen	60.41	<u>59.80</u>	<u>52.42</u>	55.00	<u>46.78</u>	52.17	62.83	<u>55.63</u>
+ Scene-CoT		<u>62.06</u>	53.42	51.61	<u>56.25</u>	36.61	51.09	51.64	51.81
+ TCogMap		66.09	65.29	58.06	71.25	50.24	75.00	<u>59.00</u>	63.56
InternVL3-38B [61]	O/Gen	50.69	58.34	45.97	55.00	45.41	<u>71.74</u>	68.27	56.49
InternVL3-38B+Ego Pose	O/Gen	55.57	<u>61.81</u>	52.42	56.25	38.33	68.48	66.00	<u>56.98</u>
+ Scene-CoT		<u>63.67</u>	55.77	<u>53.23</u>	<u>57.50</u>	38.27	55.43	53.77	53.95
+ TCogMap		67.01	68.25	60.48	72.50	<u>44.51</u>	80.43	<u>66.43</u>	65.66
RoboTron [23]	O/Drv	43.63	58.17	29.84	41.25	31.00	65.22	28.92	42.58
RoboTron+Ego Pose	O/Drv	43.01	<u>59.69</u>	33.06	43.75	28.01	61.96	<u>36.10</u>	43.65
+ Scene-CoT		58.68	52.80	52.42	57.50	30.40	54.35	34.79	<u>48.71</u>
+ TCogMap		<u>48.20</u>	62.77	<u>37.90</u>	<u>52.50</u>	40.15	79.35	40.58	51.64
Cosmos-Reason [2]	O/Drv	50.46	49.38	39.52	52.50	16.39	64.13	16.06	41.21
Cosmos-Reason+Ego Pose	O/Drv	47.08	<u>53.86</u>	37.90	52.50	37.42	45.65	46.70	45.87
+ Scene-CoT		<u>54.38</u>	47.87	55.65	<u>60.00</u>	28.79	55.43	<u>43.72</u>	<u>49.41</u>
+ TCogMap		58.26	64.61	<u>50.00</u>	67.50	<u>36.39</u>	67.39	23.97	52.59

each model are provided in the supplementary materials.

Open-Source Models. As shown in Tab. 3, for the baseline models the average performance increases with the model size. For example, for Qwen2.5-VL, the average performance increases by more than 10% from the 7B model to the 32B model. Scene-CoT, the proposed CoT-based method, provides modest performance gains over the baselines for the small generalist models (e.g., Qwen2.5-VL-7B with Scene-CoT yields a 4.25% improvement). For larger models, Scene-CoT does not appear to offer accuracy gains. It is hypothesized that this result arises from larger VLMs’ stronger inherent capabilities, due to their increased parameter count, which allows them to generate rich internal rep-

resentations that are better suited for temporal QA than an explicit CoT-based description.

TCogMap consistently outperforms the *baseline + ego pose* variants in average performance by as much as 17.74% (for Qwen2.5VL-7B) and large models still show substantial gains (e.g., an 8.68% improvement with InternVL3-38B). Even though both the baseline + ego pose and TCogMap receive identical input, the VLM is unable to digest the raw pose information with the baseline variant, exemplifying the importance of the temporal cognitive map.

Closed-Source Models. Generalist closed-source models are also included to demonstrate their performance on AD temporal understanding. The average performance of

GPT-5-mini and Gemini-2.5-Flash are comparable to the medium-sized InternVL3-14B. Interestingly, GPT-5-mini shows strong results on two of the “easier”, *Video Temporal Ordering* and *Relative Temporal Localization*, as measured by the high Human Level scores. Gemini-2.5-Flash performs worse on these same two tasks, but achieves higher accuracies for *Temporal Action Localization* and *Temporal Object Localization* compared to GPT-5-mini.

5.4. Benchmarking on AD-Specific Models

Two models trained on AD data, RoboTron [23] (8B) and Cosmos-Reason [2] (7B), were selected as the specialist models due to their SoTA results. As given in Tab. 3, accuracies for the baseline variants of these two models are on par with Qwen2.5-VL-7B. However, Cosmos-Reason is significantly outperformed by RoboTron on the *Temporal Action Localization* and *Temporal Object Localization* tasks, likely due to its input design. Cosmos-Reason receives entire videos rather than frame sequences, and thus lacks explicit frame-index awareness required for such temporally grounded questions.

These results indicate that in-domain training data is not a panacea for improving temporal understanding. Beyond the influence of training data, mechanisms that explicitly capture temporal structure and causal dependencies across frames are required to enhance understanding. To that end, incorporating the proposed Scene-CoT and TCogMap as training-free extensions on top of the AD-specific models results in average accuracy gains of up to 11.38% on TAD.

5.5. Ablation Studies

Several ablation studies were completed, which utilized InternVL3-8B as the base model, unless noted otherwise. Additional ablations (e.g., effect of LLM selection and inference time) are provided in the supplementary materials.

Ego vs. Non-ego Performance Gains: As mentioned in Sec. 3, the questions related to the ego and non-ego vehicles are relatively balanced; however, it is crucial to investigate whether the performance varies between these two question categories. Tab. 4 shows the average accuracies for ego and non-ego vehicle questions, where it can be seen that baseline VLMs achieve higher accuracy for ego-related questions. Ego-related cues are implicitly encoded in every frame through camera motion, whereas non-ego agents only appear intermittently at lower resolution, giving the model a longer, more stable temporal signal for ego questions.

Furthermore, while Scene-CoT drops accuracy slightly for ego questions (0.52%) compared to the baseline, it improved performance on non-ego questions more than 5%. Finally, results for TCogMap show boosts of 13.02% and 4.57% on ego and non-ego questions, respectively. These results are encouraging as they show that the additional context of the ego car’s motion provides the VLM with

Table 4. Average task accuracies on ego and non-ego questions.

Method	Ego Questions	Non-Ego Question
<i>InternVL3-8B</i>	55.15	43.24
+ Scene-CoT	54.63	48.62
+ TCogMap	68.17	47.81

hints about other objects’ actions and generally improves the model’s temporal understanding of the scene. Further analysis with other models and detailed tasks accuracies for ego vs. non-ego are given in the supplementary materials.

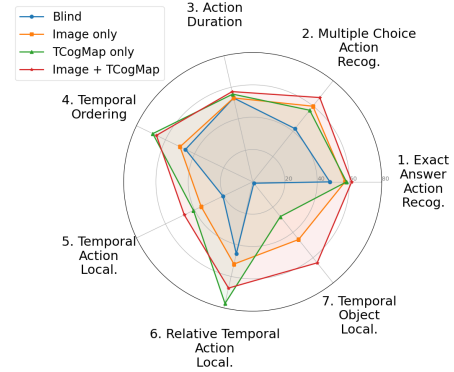


Figure 5. Blind test results for InternVL3-8B.

Blind VLM Test: This ablation examines two questions regarding the TAD benchmark: 1) How much a model can infer from the question alone. 2) Whether temporal cognitive maps are sufficient for temporal reasoning in isolation.

As shown in Fig. 5, four configurations were evaluated:

1) Blind: Only the question is provided to the VLM. **2) Image Only:** Scene frames and question are given as input. **3) TCogMap Only:** Only the temporal cognitive map and question are provided, excluding frames. **4) Image + TCogMap:** All inputs (frames, TCogMap, and question) are provided together. Task accuracies in the **Blind** setting are the lowest among all configurations, often approaching chance-level. Comparing **Blind** with **Image Only** confirms that the benchmark questions cannot be answered without visual input. Interestingly, using the **TCogMap Only** setting yields higher accuracies in five tasks compared to **Image Only**. This result demonstrates that the proposed TCogMap effectively captures temporal dynamics even without direct visual input. Finally, combining both frames and TCogMap achieves best performance across most tasks, indicating that while TCogMap substantially enhances temporal reasoning, visual content remains essential for complete temporal understanding.

6. Conclusion and Future Work

In this work, TAD, a benchmark for temporal understanding in AD, is proposed. Evaluation of generalist and AD-

specific VLMs illuminates that there is still significant room for VLM temporal understanding improvement to reach human level accuracies. To address this gap, two novel, training-free solutions are proposed: Scene-CoT, a general-purpose, CoT-based reasoning approach and TCogMap, a solution that leverages an ego-centric temporal cognitive map. Future work includes the extension of temporal cognitive maps to encompass other non-ego scene objects, as well as creating a dataset to support the fine-tuning of VLMs for improved temporal understanding.

From Segments to Scenes: Temporal Understanding in Autonomous Driving via Vision-Language Models

Supplementary Material

7. Benchmark and Codes

The benchmark questions and raw labels for the segments of the validation split of the NuScenes dataset are shared in the uploaded supplementary materials. The inference code, scripts, Conda environment and evaluation code are also provided. To run the scripts, please refer to the README.md file in the uploaded benchmark and codes folder.

8. TAD Benchmark: Details and Additional Statistics

In the main body of the paper, fundamental statistics regarding the benchmark, such as the number of questions per task, are provided. Further analyses on the statistics of the TAD benchmark are provided in this section.

8.1. Object Statistics in TAD

A breakdown of the vehicle types considered in the TAD benchmark, as well as their counts, is shown in Tab. 5. The benchmark considers all vehicle categories relatively evenly, the lone exception being “Emergency Vehicle”, which is understandably quite rare in the original data itself. The remaining vehicle categories are well-represented, with the standard “car” category appearing in the most questions, at 749. It should be noted that some questions refer to “Non-Ego” vehicles, which corresponds to any vehicle type other than the ego.

8.2. Vehicle Action Statistics in TAD

To determine the distribution of vehicle actions in the benchmark, an analysis was performed on the *Exact Answer Action Recognition* question type, the results of which are shown in Fig. 6. The data is presented in terms of ego, non-ego, as well as the combined total. The two most dominant action categories are “stopped” and “straight, constant speed”. Notably, the ego vehicle is most commonly found

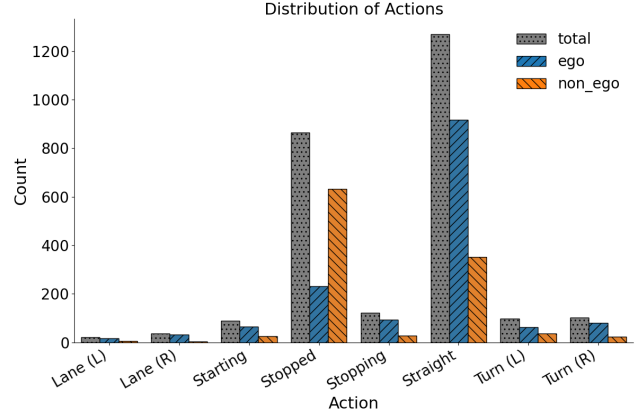


Figure 6. Distribution of the actions in the *Exact Answer Action Recognition* question type. Shorthand notations: Lane (L): change lane to left, Lane (R): change lane to right, Turn (L): Turn left, Turn (R): Turn right, and Straight: Straight, constant speed

to be traveling “straight, constant speed”; whereas, non-ego vehicles are most often stopped. This result is quite intuitive, as the NuScenes data generally shows the ego vehicle driving throughout cities with a significant number of stationary vehicles parked in lots or along streets. Thus, these statistics reflect the underlying NuScenes data distribution. Note that in the current work, action labels were also assigned to the video segments for the first time. A total of 4,481 vehicle actions were labeled during the human annotation procedure.

8.3. Vehicle Action Definition Clarification

To avoid confusion, an additional note should be made regarding the definition of the actions used in TAD. In particular, the actions are defined **with respect to the vehicle that is performing the action**. As an example, imagine a scenario where a truck is traveling in the opposite direction to the ego vehicle and subsequently, the truck turns right onto a side street. In TAD, the truck’s action would be labeled as **Turn Right**, since the driver of the truck has literally turned the wheel of his/her vehicle to make a right hand turn. The labels in TAD are **not** based on how the ego vehicle observes vehicles moving from its own perspective (i.e., in this example, within the ego vehicle’s front camera field of view, the truck would be seen as traveling further to the left during its turn). Defining vehicle actions in this manner presents an additional challenge for VLMs, but models that can differentiate between such actions exhibit a greater un-

Table 5. Statistics of the vehicle types in the TAD benchmark

Object Type	Count	Object Type	Count
Bicycle	153	Motorcycle	257
Bus	286	Non-Ego	432
Car	749	Trailer	108
Construction Vehicle	123	Truck	594
Emergency Vehicle	13	Total	2715

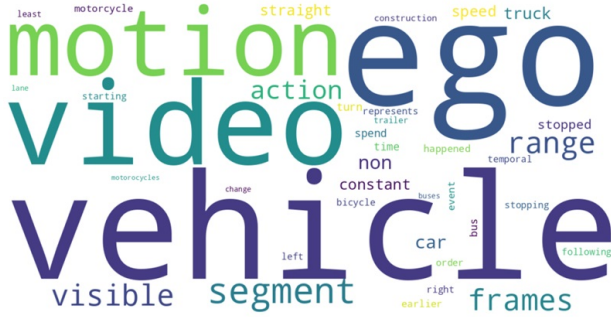


Figure 7. Word cloud for the questions in the TAD benchmark (excluding the instructions)

derstanding of the environment, road layout, and 3D scene.

8.4. Word Cloud of Questions in the TAD Benchmark

The word cloud in Fig. 7 summarizes the distribution of question terms in the benchmark after removing instructional tokens related to the answer format. The most prominent words are vehicle, motion, ego, video, segment, and action, which highlight the benchmark’s emphasis on reasoning about temporal dynamics. The dominance of these words reflects the centrality of motion cues, ego-vehicle context, and temporal segmentation in the tasks, underscoring the benchmark’s focus on temporal understanding in autonomous driving.

9. Parameters for the Baselines

In this section, the specific parameters and settings related to the baselines in the main body are introduced.

- **GPT-5-mini:** The model is called using its default API configuration, with reasoning enabled by default and set to “medium”. `max_new_token` is set to 2048.
- **Gemini-2.5-Flash:** The model is called using its default API configuration, with thinking enabled by default and the thinking budget set to 1024 tokens. Gemini-2.5-Flash supports video inputs. Hence, the sampled frames in the NuScenes dataset are stored as videos with FPS=2. Then, the stored videos are used for inference. `max_new_token` is set to 2048.
- **InternVL3 family:** The LMDeploy inference framework [12] is used to get the inference results for the InternVL3 family of models. To keep the number of visual tokens produced by long sequences of frames within the model’s maximum context length, `max_dynamic_patch=1` is used. `max_new_token=1024` is used for this model.
- **Qwen-2.5-VL family:** The LMDeploy inference framework [12] is used to get the inference results for Qwen-2.5-VL family of models. To keep the number of visual

tokens obtained from long sequences of frames within the model’s maximum context length, `min_pixels=256 × 28 × 28` and `max_pixels=512 × 28 × 28` are used. `max_new_token=1024` is used for this model.

- **Robotron:** The parameters and prompts provided in their official examples are used ¹.
- **Cosmo-reason:** The parameters provided in their official code ² are used. Since the model receives video as input, the sampled frames in the NuScenes dataset are converted to videos with FPS=2. The stored videos are then used for inference.

9.1. Task Details and Examples

In the main body of the paper, Fig. 1 provides an overview of the TAD benchmark, including a listing of the seven different question types, as well as the frames and labels for several video segments. In this section, additional details and examples from TAD are given.

Tab. 6 provides a more detailed description for each of the seven question types, along with an explicit example (including both the question and answer) from the benchmark. In the description, some of the motivations that inspired the inclusion of question types are also listed.

An additional pictorial example showing the format of questions in TAD is provided in Fig. 8. This figure is meant for visualization purposes only to understand the format of the benchmark questions. The figure highlights the different question types and the breakdown of the video into segments. The seven question types are shown in grey bubbles. Dark blue text corresponds to the questions, while red text shows the available answer options (note, not all of the options are **correct**) and the correct answers are **bolded**. Three video segments are displayed (Segment 1, Segment 2, and Segment 10), represented by three frames from the respective segment. Cyan text and arrows are used to highlight questions related to the actions of the bus; whereas orange text and arrows draw attention to the bicycle. The frame numbers displayed on the image in red (top-left corner) are also included only for visualization. In practice, the red numbers are not superimposed on the images that are used as input to the VLMs.

10. Scene-CoT: Additional Details

In the main body of the paper, the critical details of the proposed Scene-CoT method were provided. Here, more details including the overall system diagram, shown in Fig. 9, are provided. Of note, the VLM CoT reasoning block shows the information flow during the series of CoT VLM calls. As discussed in the main paper, general scene descriptions

¹https://github.com/zhijian11/RoboTron-Drive/blob/main/scripts/inference_demo/demo_video.py

²https://github.com/nvidia-cosmos/cosmos-reason/blob/main/scripts/inference_sample.py

Table 6. TAD Question Types and Examples

Task	Description	Example
Exact Answer Action Recognition	Evaluates if a model can perform vehicle action recognition, on a short, temporally cropped video segment. This segment-level question type isolates the VLM’s ability to perform fine-grained action recognition without concerning longer term temporal understanding in a full-length video. The model is expected to produce the exact textual answer from a list of action options.	Question: What best describes the motion of the bus visible in this video segment? Respond with exactly one full phrase from the following list: ‘Starting’, ‘Stopping’, ‘Turn left’, ‘Turn right’, ‘Change lane to the left’, ‘Change lane to the right’, ‘Straight, constant speed’, ‘Stopped’ Answer: <i>Turn left</i>
Multiple Choice Action Recognition	Evaluates if a model can understand the action of a vehicle in a short, temporally cropped video segment. This segment-level question type isolates the VLM’s ability to perform fine-grained action recognition without concerning longer term temporal understanding in a full-length video.	Question: What is the motion of the ego vehicle in this video segment? Respond with exactly one letter corresponding to the correct option. A. Turn left. B. Straight, constant speed. C. Stopped. D. Starting. Answer: <i>D</i>
Action Duration	Assesses if a model can understand the durations of various events that transpire in a video. The question asks which event lasts the longest/shortest in a video and is presented with several options in a multiple choice setting. The actions for this question type are all related to the ego vehicle.	Question: Which action did the ego vehicle spend the most time doing? Respond with exactly one letter corresponding to the correct option. A. Straight, constant speed. B. Starting. C. Stopping. D. Stopped. Answer: <i>A</i>
Temporal Ordering	Determines if a model can properly identify the temporal sequence of actions performed by a specific vehicle in the scene. Various action sequences are presented as multiple choice options.	Question: Which of the following represents the correct temporal order of motions for the ego vehicle? Respond with exactly one letter corresponding to the correct option. A. Starting; Straight, constant speed; Stopping. B. Stopping; Starting; Straight, constant speed; C. Starting, Stopping; Straight, constant speed; D. Stopping; Straight, constant speed; Starting. Answer: <i>C</i>
Temporal Action Localization	Evaluates if a model can identify the frames where a specific action is being performed by a vehicle. The expected output is a list of the frames that correspond to the specified actions.	Question: In which frames is the ego vehicle doing action ‘stopped’? Respond with an explicit list of all frame numbers, enumerating each value individually, without summarizing as a range. Answer: <i>[0, 1, 2, 3, 4, 5, 6, 7, 8, 9]</i>
Relative Temporal Action Localization	Assesses if a model can identify which of two vehicle actions happened earlier/later in the video. Whereas temporal localization exactly localizes a single action, this task requires localization of two actions and determining their relative temporal ordering. The action answers are presented as multiple choice options.	Question: Which ego vehicle event happened earlier in the video? Respond with exactly one letter corresponding to the correct option. A. Stopping. B. Starting. Answer: <i>B</i>
Temporal Object Localization	Evaluates if a model can identify the frame ranges where a specific object is present. This task disentangles the challenges of action recognition and temporal localization (i.e., to determine if the VLM can identify the frames where a non-action event occurs in a video). The expected output is a list of the frames that correspond to the question criteria.	Question: In which frames are there any trucks visible to the ego vehicle? Respond with an explicit list of all frame numbers, enumerating each value individually, without summarizing as a range. Answer: <i>[1, 2, 3, 4, 5, 6, 7, 8, 9, 10, 11, 12, 13, 14, 15, 16, 17]</i>

are first generated using a uniformly sampled sub-set of frames in each segment. Using these scene descriptions

as additional context, the VLM is prompted to describe the ego vehicle motion and subsequently the nearby vehicles’

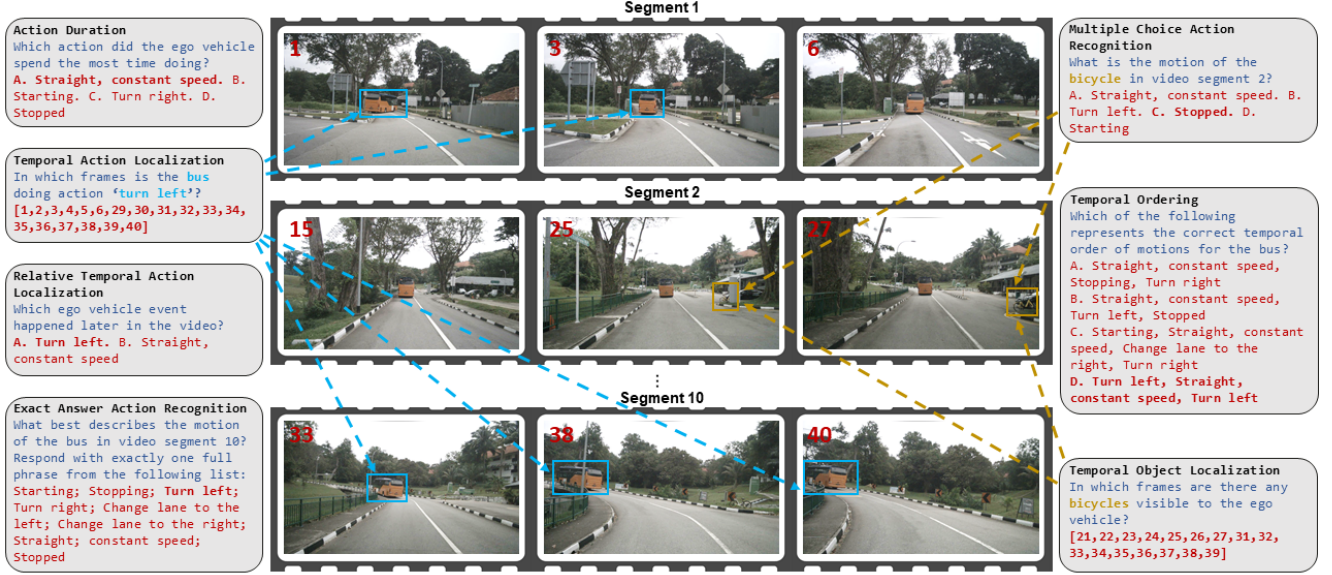


Figure 8. Pictorial visualization example of the question types and format in the TAD benchmark.

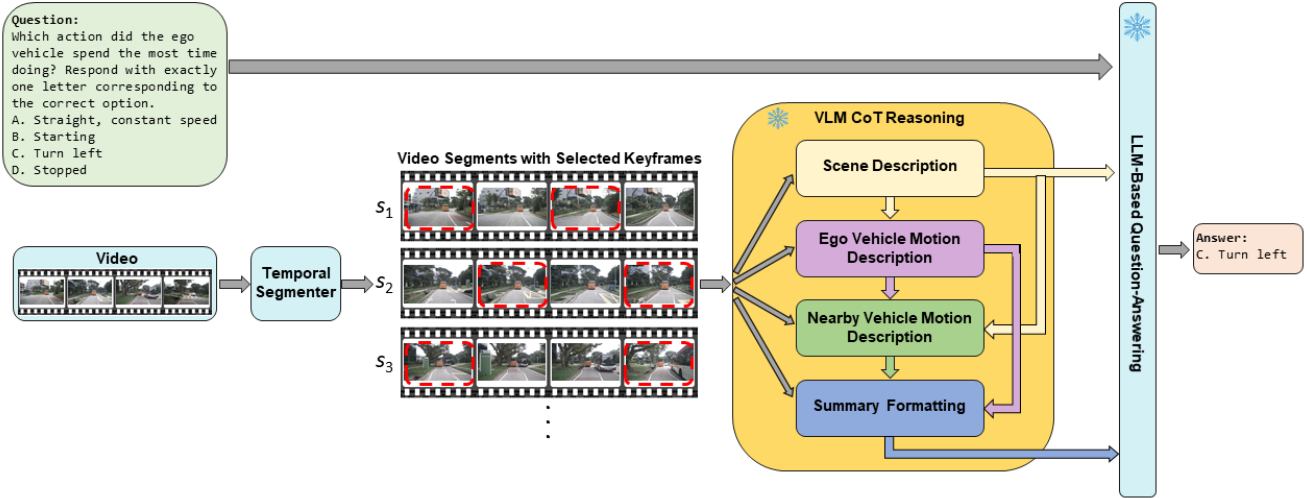


Figure 9. Overview of the proposed Scene-CoT method.

motion. The VLM also receives the additional context of the ego vehicle motion descriptions, as well as the scene descriptions, when it is prompted to describe the motion of the nearby vehicles. The final step in the CoT generates a JSON-formatted output summary using the ego and nearby motion descriptions as contextual information. Finally, to perform question-answering, the LLM is provided with three inputs: 1) The original question. 2) The general Scene Description. 3) The JSON-style motion summary.

A concrete example from TAD showing the series of CoT prompts, along with the VLM’s outputs is shown in Fig. 10.

11. Additional Ablation Studies

In the main body of the paper, ablations were presented that showed accuracy breakdowns for ego and non-ego questions, as well as a Blind VLM test. In this section, results for four additional ablation experiments are presented. The ablation experiments are as follows: 1) **Ego vs. Non-Ego Results.** Additional details and results further analyzing model accuracies on ego and non-ego questions. 2) **Captioning Style.** Ablations on the prompting style used in Scene-CoT, for creating the segment descriptions. 3) **QA LLM Selection.** An ablation experiment considering the effect of the

Video Segment 1



CoT Prompts and Outputs from Scene-CoT on TAD

Step 1: Scene Description

Prompt 1:

You are an expert in autonomous driving scene understanding. You are given a sequence of frames from the front camera of a vehicle. Your first task is to provide a concise, high-level description of the overall scene including the nearby vehicles with distinguishable descriptions. Describe the scene in a few sentences. Focus only on what you can see.

Step 1 Output:

The scene depicts a quiet, tree-lined road with a gentle curve to the left. On the right side, there is a small building with a brown roof, surrounded by lush greenery. A car is parked near the building. The road is marked with white and black curbs, and there is a pedestrian shelter on the left side. The area appears calm and residential.

Step 2: Ego Vehicle Motion Descriptions

Prompt 2:

Based on the provided frames and your previous scene description:---<step1_output>---Now, focus *only* on the ego vehicle's motion. Analyze how the background and lane markings move across the frames. Is the ego vehicle moving forward, turning, changing lanes, starting from a stop, or stopping? Describe your reasoning in one or two sentences, and then conclude with the most likely motion type.**Your final conclusion must be one of these exact phrases**:- Stopped- Turn left- Turn right- Change lane to the left- Change lane to the right- Starting- Stopping- Straight, constant speed

Step 2 Output:

*The background and lane markings appear to move consistently towards the viewer, indicating the ego vehicle is moving forward at a constant speed.\n\n**Conclusion**: Straight, constant speed"*

Step 3: Nearby Vehicle Motion Descriptions

Prompt 3:

Excellent. Your analysis of the scene and the ego vehicle's motion was:---<step1_output><step2_output>---Now, analyze nearby vehicles (cars, trucks, buses, bicycles, motorcycles, trailer, construction vehicle) in front of or near the ego vehicle. For each distinct vehicle, provide a brief reasoning and conclude with its most likely motion type (including stopped) from the following list:- Stopped- Turn left- Turn right- Change lane to the left- Change lane to the right- Starting- Stopping- Straight, constant speed If there are no other vehicles or their motion is unclear, state that.

Step 3 Output:

*There are no other vehicles visible in front of or near the ego vehicle in the provided frames. The motion of any potential vehicles is unclear due to the lack of visible vehicles.\n\n**Conclusion**: No other vehicles detected"*

Step 4: Summary Formatting

Prompt 4:

Based on all the previous analysis: ---Ego Vehicle Analysis Summary:<step2_output>---Nearby Vehicles Analysis Summary:<step3_output>---Your final task is to consolidate this information into a single JSON object. - First, extract the final motion classification for the ego vehicle and each nearby vehicle from your previous responses. - Second, map each classification to the corresponding descriptive phrase using the provided dictionary. - Finally, construct the JSON object.

****Motion Phrases Dictionary****:

```

{
  "ego_vehicle_motion": "<phrase from dictionary>",
  "nearby_vehicles_motion": [
    {
      "vehicle_id": "<a brief, unique description, e.g., 'white SUV in front'>",
      "motion": "<phrase from dictionary>"
    },
    ...
  ]
}

```

****Important****: Respond with *only* the raw JSON object and nothing else. Do not wrap it in markdown or add any explanations.

Step 4 Output:

Description of video keysegment 1:\n\n```\n{\n "ego_vehicle_motion": "moving forward at a relatively constant speed.",\n "nearby_vehicles_motion": []\n}\n```

NOTE:

classification_to_phrase is defined as:

```

classification_to_phrase = {
  "Stopped": "stopped.",
  "Turn left": "turning to the left.",
  "Turn right": "turning to the right.",
  "Change lane to the left": "changing lane to the left.",
  "Change lane to the right": "changing lane to the right.",
  "Starting": "starting from a stop.",
  "Stopping": "stopping.",
  "Straight, constant speed": "moving forward at a relatively constant speed." }

```

Figure 10. Exact prompts and sample output with Scene-CoT for a question in TAD.

specific LLM used in Scene-CoT. 4) **Inference Time.** An analysis of inference time for the methods.

11.1. Ego. vs Non-Ego Performance Gains: Additional Results and Analysis

As mentioned in the main body of the paper, the questions related to the ego and non-ego vehicles are relatively balanced; however, it is still important to consider whether the performance varies between these two question categories.

In the main body of the paper, Tab. 4 shows a summarized version of the results for the ego vs. non-ego vehicle questions by presenting the **average** accuracies across all question types for the InternVL3-8B model. Here, these results are significantly expanded upon along two dimensions: 1) **Additional models.** The ego vs. non-ego breakdown is provided for six additional models (InternVL3-14B, InternVL3-38B, Qwen2.5-VL-7B, Qwen2.5-VL-32B, RoboTron, and Cosmos-Reason). This set of models forms the complete set of open-source generalist and specialist models that were considered in Tab 3 in the main body. 2) **Task-Wise Accuracies.** The ego vs. non-ego question accuracies are provided on a per-type basis, permitting a more fine-grained results analysis. The detailed ego vs. non-ego vehicle accuracies are presented in Tab. 7 and Tab. 8. The format of these two tables matches that of the main results table in the body of the paper, but each table only evaluates a sub-set of the questions (i.e., ego questions in Tab. 7 and non-ego question in Tab. 8). Note that “N/A” in a column indicates that the corresponding task does not include either ego-related or non-ego-related questions.

A comparison of the results in Tab. 7 and Tab. 8 shows that the impact of Scene-CoT varies notably across models. While some models, such as Qwen2.5-VL-7B, exhibit substantially larger gains on non-ego vehicle queries (+8.11% vs. +3.38% for ego), others display the opposite pattern. For instance, RoboTron benefits most on ego-centric questions (+10.81%), suggesting that certain models are more capable of exploiting Scene-CoT’s structured reasoning for inferring ego-motion cues.

With TCogMap, Tab. 7 shows significant accuracy improvements on ego-related questions (typically around 15%) and interestingly, more modest increases are still generally observed in Tab. 8 for non-ego questions. These results indicate that incorporating the ego vehicle’s motion offers useful contextual cues about the behavior of surrounding objects, leading to more reliable temporal reasoning by the VLM.

11.2. Additional Experiments on CoT Descriptions for Scene-CoT

In the main body of the paper, details of the four-step CoT reasoning process were described, providing motivation for dividing the problem into sub-tasks that focus on general

scene descriptions, ego vehicle motion, motion of nearby vehicles and summarizing/formatting. However, one may question the following: “Why was this four step process selected?” and “How sensitive are the benchmark results to the specific CoT prompts that are used?” These questions are answered with this ablation study.

Table 9 compares different styles of descriptions generated during CoT reasoning for Scene-CoT. Three configurations were considered. With the Scene Description configuration, only the first step from the four-step CoT reasoning process was used to describe the video segments. In other words, for each video segment, only a high-level scene description was used for the LLM-based QA. This scenario can essentially be thought of as a CoT-free approach, where a general video description or caption is produced. In the second configuration, CoT Output Summary, only the final step of CoT reasoning was used for the segment descriptions during QA. The output from Step 4 is a formatted summary derived from the first three steps, so it is expected to be relatively complete. Finally, the “Scene Description + CoT Output Summary” configuration concatenates the output of Step 1 and Step 4 to form the segment descriptions. This is the configuration used for the results reported in the main body of the paper.

The average accuracies for these three segment description methods are shown in Table 9. The descriptions that consist of scene descriptions alone are relatively lower at 46.26%. General scene descriptions are likely too impoverished to properly answer the breadth of questions considered in TAD. General scene descriptions tend to focus on the overall environment along with a few prominent scene objects. However, the question set of TAD focuses on many aspects of the scene that may not appear in a general description: vehicle actions, less prominent vehicles in the background, and ego vehicle actions. Using the final output from the CoT procedure shows a significant improvement, which is derived from a richer summary description that includes details of both the ego vehicle’s and other scene vehicles’ motions. However, best results are achieved when both the scene description and final CoT output are concatenated. This trend indicates that explicit scene-level context complements the structured reasoning provided by CoT, yielding more comprehensive representations for downstream question answering.

11.3. Inference Time Analysis

While inference time was not a primary focus of our evaluation, we further analyzed the inference time for completeness. To measure the inference time, roughly 200 questions across three different question types (*Ego Action Duration*, *Relative Temporal Localization*, and *Temporal Ordering*) were used, the results for which are shown in Tab. 10

Four configurations were considered: the two baselines

Table 7. Results of **ego-related** questions for open- and closed-source generalist VLMs as well as AD-specific VLMs. Bold and underline indicate best and second-best results when comparing the 3 system variants for each open-source VLM. O/Gen : open-source generalist models, O/Drv : open-source driving specialist models. EA: exact answer, MC: multiple choice.

Method	Model Type	EA Act. Recog.	MC Act. Recog.	Action Dur.	Temp. Ord.	Temp. Act. Local.	Rel. Temp. Local.	Temp. Obj. Local.	Avg
Qwen2.5-VL-7B	O/Gen	63.53	58.93	34.68	<u>56.45</u>	35.00	46.74	N/A	49.22
+ Scene-CoT		<u>65.13</u>	56.60	52.42	54.84	37.69	48.91	N/A	52.60
+ TCogMap		79.67	79.32	<u>50.81</u>	62.90	48.87	69.57	N/A	65.19
Qwen2.5-VL-32B	O/Gen	63.47	55.63	47.58	<u>58.06</u>	46.09	60.87	N/A	55.81
+ Scene-CoT		67.93	60.58	46.77	54.84	36.31	44.57	N/A	51.83
+ TCogMap		80.53	78.35	58.87	74.19	46.23	78.26	N/A	69.83
InternVL3-8B	O/Gen	71.60	62.33	53.23	51.61	39.98	<u>52.17</u>	N/A	55.15
+ Scene-CoT		67.60	58.93	51.61	<u>56.45</u>	42.08	51.09	N/A	54.63
+ TCogMap		79.13	76.50	57.26	72.58	56.15	67.39	N/A	68.17
InternVL3-14B	O/Gen	68.87	60.87	52.42	59.68	43.52	59.78	N/A	57.52
+ Scene-CoT		68.60	59.51	51.61	54.84	42.80	51.09	N/A	54.74
+ TCogMap		80.53	77.67	58.06	80.65	55.83	75.00	N/A	71.29
InternVL3-38B	O/Gen	55.67	<u>65.73</u>	45.97	53.23	46.15	71.74	N/A	56.42
+ Scene-CoT		<u>70.00</u>	62.23	<u>53.23</u>	<u>56.45</u>	44.48	55.43	N/A	<u>56.97</u>
+ TCogMap		80.53	78.06	60.48	74.19	51.26	80.43	N/A	70.83
RoboTron	O/Drv	58.27	71.26	4.84	<u>43.55</u>	29.78	65.22	N/A	45.49
+ Scene-CoT		71.07	64.17	52.42	58.06	37.70	54.35	N/A	56.30
+ TCogMap		<u>65.73</u>	77.77	<u>37.90</u>	58.06	46.46	79.35	N/A	60.88
Cosmos-Reason	O/Drv	<u>66.73</u>	<u>61.55</u>	39.52	54.84	16.66	<u>64.13</u>	N/A	50.57
+ Scene-CoT		65.87	57.96	55.65	<u>59.68</u>	<u>34.78</u>	55.43	N/A	<u>54.90</u>
+ TCogMap		80.13	79.71	<u>50.00</u>	72.58	40.15	67.39	N/A	64.99

Table 8. Results of **non-ego** questions for open- and closed-source generalist VLMs as well as AD-specific VLMs. Bold and underline indicate best and second-best results when comparing the 3 system variants for each open-source VLM. O/Gen : open-source generalist models, O/Drv : open-source driving specialist models. EA: exact answer, MC: multiple choice.

Method	Model Type	EA Act. Recog.	MC Act. Recog.	Action Dur.	Temp. Ord.	Temp. Act. Local.	Rel. Temp. Local.	Temp. Obj. Local.	Avg
Qwen2.5-VL-7B	O/Gen	26.36	40.61	N/A	27.78	35.50	N/A	45.60	35.17
+ Scene-CoT		47.10	<u>42.72</u>	N/A	55.56	25.35	N/A	<u>45.65</u>	<u>43.28</u>
+ TCogMap		<u>39.86</u>	47.35	N/A	<u>50.00</u>	44.23	N/A	57.97	47.88
Qwen2.5-VL-32B	O/Gen	<u>56.61</u>	50.00	N/A	50.00	44.08	N/A	62.91	52.72
+ Scene-CoT		50.27	45.24	N/A	55.56	27.84	N/A	<u>48.99</u>	45.58
+ TCogMap		60.05	55.29	N/A	33.33	<u>37.65</u>	N/A	62.91	<u>49.85</u>
InternVL3-8B	O/Gen	<u>37.77</u>	56.48	N/A	<u>44.44</u>	31.86	N/A	45.64	43.24
+ Scene-CoT		55.62	48.02	N/A	55.56	<u>33.57</u>	N/A	<u>50.34</u>	48.62
+ TCogMap		37.23	53.31	N/A	<u>44.44</u>	39.98	N/A	64.10	47.81
InternVL3-14B	O/Gen	40.58	43.92	N/A	<u>44.44</u>	43.53	N/A	43.90	43.27
+ Scene-CoT		53.17	<u>45.11</u>	N/A	61.11	31.76	NA	<u>51.64</u>	48.56
+ TCogMap		<u>46.47</u>	48.41	N/A	38.89	45.87	N/A	59.00	47.73
InternVL3-38B	O/Gen	43.93	48.28	N/A	<u>61.11</u>	44.84	N/A	68.27	<u>53.29</u>
+ Scene-CoT		55.07	46.96	N/A	<u>61.11</u>	33.42	N/A	53.77	50.07
+ TCogMap		<u>48.64</u>	54.89	N/A	66.67	<u>39.23</u>	N/A	<u>66.43</u>	55.17
RoboTron	O/Drv	23.73	40.34	N/A	<u>33.33</u>	31.95	N/A	28.92	31.65
+ Scene-CoT		41.85	37.30	N/A	55.56	24.68	N/A	<u>34.79</u>	38.84
+ TCogMap		<u>24.37</u>	42.33	N/A	<u>33.33</u>	35.21	N/A	40.58	<u>35.16</u>
Cosmos-Reason	O/Drv	28.35	32.80	N/A	44.44	16.18	N/A	16.06	27.57
+ Scene-CoT		38.77	<u>34.13</u>	N/A	61.11	<u>24.10</u>	N/A	43.72	40.37
+ TCogMap		<u>28.53</u>	44.05	N/A	<u>50.00</u>	33.46	N/A	<u>23.97</u>	<u>36.00</u>

Table 9. Effect of using different sections of the CoT outputs to form the segment descriptions.

Description Style	Average Accuracy
Scene Description	46.26
CoT Output Summary	51.13
Scene Description + CoT Output Summary	51.92

Table 10. Average inference time for the baselines and proposed solutions.

Method	Inference time (s)
<i>InternVL3-8B</i>	2.20
<i>InternVL3-8B + Ego pose</i>	2.72
+ Scene-CoT	47.10
+ TCogMap	2.21

(with and without additional ego pose context) and the two proposed solutions (Scene-CoT and TCogMap). As the table shows, the baselines and TCogMap have quite comparable inference times. This result is due to the fact that the image tokens for all three methods are identical but the textual tokens are slightly different, depending on the specific contextual information that is added by the method. TCogMap has the additional overhead of computing the ego vehicle temporal cognitive map and classifying the ego vehicle actions, but these processing steps have a negligible effect on latency.

For Scene-CoT, on the other hand, a much higher inference time is observed. This large inference time is primarily due to the increased number of VLM inference calls, since CoT descriptions are provided for each segment of the video. Specifically, for the experiments in this paper, the videos are divided into ten segments, each of which is described using four CoT processing steps, yielding a total of 40 VLM inference calls. This design results in an inference time of 42 seconds per question to generate the segment descriptions. In comparison, the actual LLM question-answering inference time is rather minor, at under 5 seconds per question.

Although this run-time of Scene-CoT can be viewed as a disadvantage, there is significant ongoing research on VLM inference optimization, including quantization (e.g., [15, 16, 19, 46]) and pruning [1, 8, 32], that can provide significant speed improvements with limited accuracy losses. Moreover, the experiments in this paper were performed in a single inference setting, but batch inference could be used to parallelize the description generation across the segments, resulting in significant inference speed improvements (i.e., up to 10 \times , in the case of the experiments presented in this paper). Thus, there is significant scope to reduce the runtime of Scene-CoT.

11.4. Effect of LLM on Scene-CoT

In the main body of the paper, the results for Scene-CoT were generated using Qwen2.5-14B-Instruct-1M as the LLM for question answering. This LLM was selected through an empirical evaluation process. This procedure, as well as the effects of utilizing different LLMs, are described next.

In Tab. 11, the effect of changing the question answering LLM for Scene-CoT is shown. A clear accuracy improvement of 2.21% was observed when moving from the 7B Qwen2.5-7B-Instruct to the comparable 14B model, Qwen2.5-14B-Instruct. This observation motivated the selection of a 14B LLM that can offer greater reasoning power. Among the 14B models evaluated, Qwen2.5-14B-Instruct-1M achieves the highest average accuracy of 51.92%. The comparison between the standard and “1M” versions of the 14B model indicates that extended context capacity and stronger instruction tuning improve reasoning over temporally grounded inputs. Additionally, Qwen3-14B with its “thinking” mode enabled achieves comparable accuracy to Qwen2.5-14B-Instruct-1M; however, Qwen2.5-14B-Instruct-1M was ultimately selected due to its higher throughput.

Overall, the trends indicate that there is a 3-4% improvement when moving to the larger 14B LLMs and that amongst the 14B models, the accuracies are fairly comparable.

Table 11. Effect of using different LLMs for question answering in Scene-CoT. Average accuracy is computed over all seven tasks.

LLM QA Model	Average Accuracy
<i>Qwen2.5-7B-Instruct</i>	47.87
<i>Qwen2.5-14B-Instruct</i>	50.08
<i>Qwen2.5-14B-Instruct-1M</i>	51.92
<i>Qwen3-14B</i> (thinking enabled)	<u>51.05</u>

12. Data Annotation Interface

Fig. 11 illustrates the annotation interface used to collect vehicle-action labels for TAD. Since labeling the actions of specific vehicles, including the ego vehicle, requires a level of granularity not supported by existing annotation tools, a custom interface is implemented. Each video segment is displayed alongside its corresponding bird’s-eye-view (BEV) visualization, which shows the ego trajectory and the motion of nearby vehicles. Annotators view both modalities jointly to assess the dominant behavior of each target vehicle within the segment. A drop-down menu is provided for selecting the appropriate motion label for the target object, and the final annotation is saved through the interface. This setup ensures consistent access to both ap-

pearance and trajectory cues, facilitating reliable segment-level action labeling.

13. Qualitative Examples

Figures 12–15 present qualitative examples corresponding to Tasks *Multiple Choice Action Recognition*, *Exact Answer Action Recognition*, *Action Duration*, and *Relative Temporal Action Localization*, respectively, complementing the quantitative results in the main table of the paper. Each example includes representative frames from the relevant segment or full scene, the question posed, the ground-truth answer, and the model (i.e., InternVL3-8B) outputs under different inference settings. The baseline corresponds to the model receiving only the frames and the question. The “+Scene-CoT” setting applies the proposed Scene-CoT reasoning procedure, while “+TCogMap” shows the outputs produced using the proposed TCogMap. Across tasks, the qualitative results show that applying Scene-CoT or TCogMap improves the model’s predictions, often correcting cases where the baseline fails, underscoring the value of both methods for strengthening temporal and scene-level reasoning.

In more detail, in Fig. 12, the ego vehicle goes straight toward a barrier, which then lifts to allow the ego vehicle to pass. The baseline selects an incorrect answer, whereas both Scene-CoT and TCogMap produce the correct output. In Fig. 13, the query concerns the motion of the car visible in the frames. Because the scene occurs at night and the rear lights of the vehicle are illuminated red, both the baseline and Scene-CoT incorrectly predict that the car is “Stopped.” In contrast, TCogMap leverages the ego trajectory and scene dynamics to correctly identify the action of the vehicle ahead as “Straight, constant speed”. In Fig. 14, the video shows the ego vehicle first approaching a parked bus. The ego vehicle performs a long, gradual lane change to the right to avoid the bus, followed by a quick lane change back to the left. The baseline and Scene-CoT both predict incorrect answers, whereas TCogMap is able to differentiate between the left and right lane changes to provide the correct answer of “Change lane to the left”. In Fig. 15, the video first shows the ego vehicle driving straight down a city road. Thereafter, the ego vehicle performs a series of short, consecutive atomic actions: a lane change to the left, followed by a left hand turn around a corner, and finally a lane change to the right. The baseline incorrectly selects “Change lane to the right” as its answer. In contrast, Scene-CoT and TCogMap are both able to correctly assess that the ego vehicle drives straight at the beginning of the video, while the lane change to the right occurs near the end, thus allowing them both to provide the correct answer of “B”.

A sample of the exact prompts used during the question answering step for the baseline and two proposed approaches is shown in Fig. 16, depicting the same video

scene that appears in Fig. 15. Note that for the baseline and TCogMap approaches, question answering is performed via a VLM, whereas for Scene-CoT, the final step of answering the question is completed by an LLM.

As Fig. 16 shows, the prompt for the baseline method is straightforward, consisting merely of the frame labels and corresponding image token tags, as well as the question text itself. TCogMap extends the baseline prompt by adding a motion summary, derived from the temporal cognitive map, for each segment of the video. As shown quantitatively in the main body of the paper, this additional context significantly improves the average accuracy on TAD for all of the VLMs that were considered. For Scene-CoT, since the prompt is being used with an LLM, the reference to frames and image tokens are removed. Instead, the prompt consists of the question itself along with textual descriptions for each video segment. These descriptions were formed using the proposed CoT procedure and include a scene description as well as a JSON-style summary. As shown in the main body of the paper, Scene-CoT, with its CoT reasoning process and LLM-based question answering, generally improves accuracies on the TAD benchmark for smaller models.

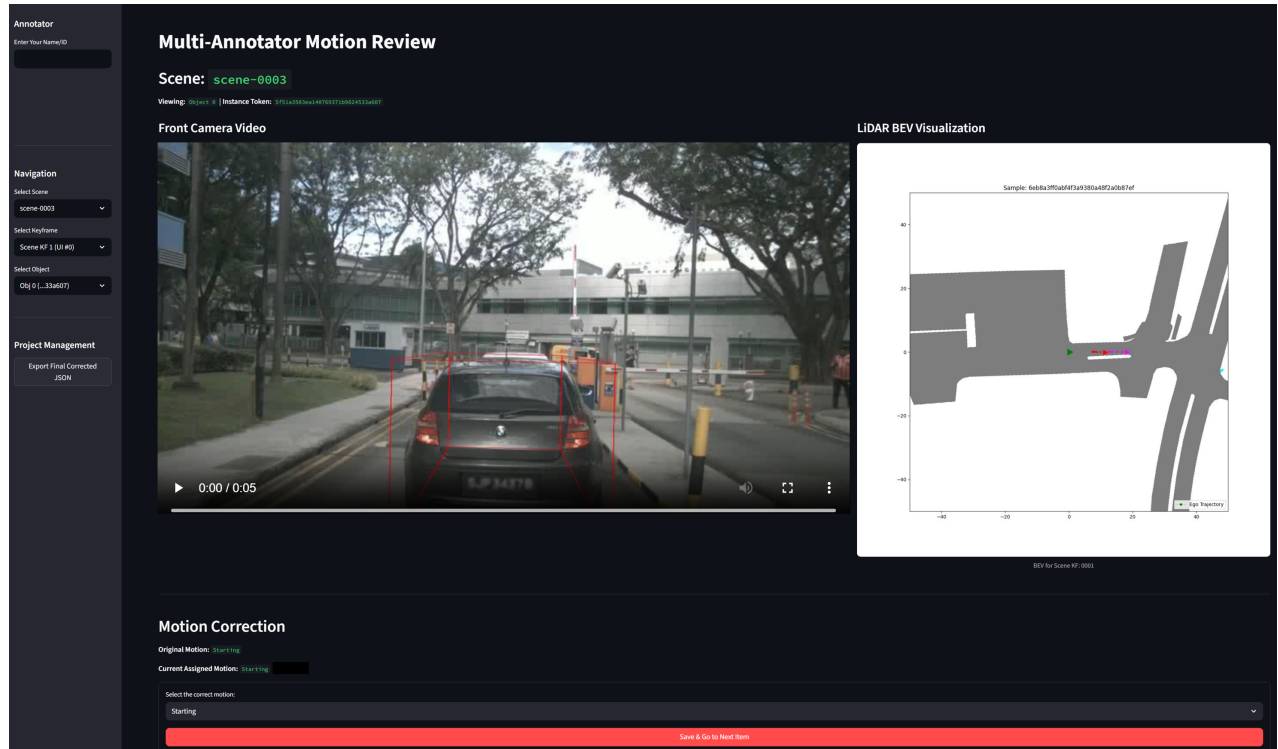


Figure 11. Data annotation pipeline.

Video Frames	
Question	What is the motion of the ego vehicle in this video segment? Respond with exactly one letter corresponding to the correct option. A. Starting, B. Straight, constant speed, C. Stopping, D. Stopped
GT	B
Baseline	D. Stopped
+ Scene-CoT	B
+ TCogMap	B. Straight, constant speed

Figure 12. Qualitative example for *Multiple Choice Action Recognition* task using the baseline (InternVL3-8B) and the proposed methods. **Green** text indicates a correct answer, **red** denotes an incorrect answer.


Video Frames	
Question	What best describes the motion of the car visible in this video segment? Respond with exactly one full phrase from the following list: 'Starting', 'Stopping', 'Turn left', 'Turn right', 'Change lane to the left', 'Change lane to the right', 'Straight, constant speed', 'Stopped'.
GT	Straight, constant speed
Baseline	Stopped
+ Scene-CoT	Stopping
+ TCogMap	Straight, constant speed

Figure 13. Qualitative example for *Exact Answer Action Recognition* task using the baseline (InternVL3-8B) and proposed methods. **Green** text indicates a correct answer, **red** denotes an incorrect answer.


Video Frames	
Question	Which action did the ego vehicle spend the least time doing? Respond with exactly one letter corresponding to the correct option. A. Straight, constant speed, B. Change lane to the right, C. Change lane to the left
GT	C
Baseline	B
+ Scene-CoT	A
+ TCogMap	C

Figure 14. Qualitative example for *Action Duration* task using the baseline (InternVL3-8B) and proposed methods. **Green** text indicates a correct answer, **red** denotes an incorrect answer.


Video Frames	
Question	Which ego vehicle event happened earlier in the video? Respond with exactly one letter corresponding to the correct option. A. Change lane to the right, B. Straight, constant speed
GT	B
Baseline	A
+ Scene-CoT	B
+ TCogMap	B

Figure 15. Qualitative example for *Relative Temporal Action Localization* task using the baseline (InternVL3-8B) and proposed methods. **Green** text indicates a correct answer, **red** denotes an incorrect answer.

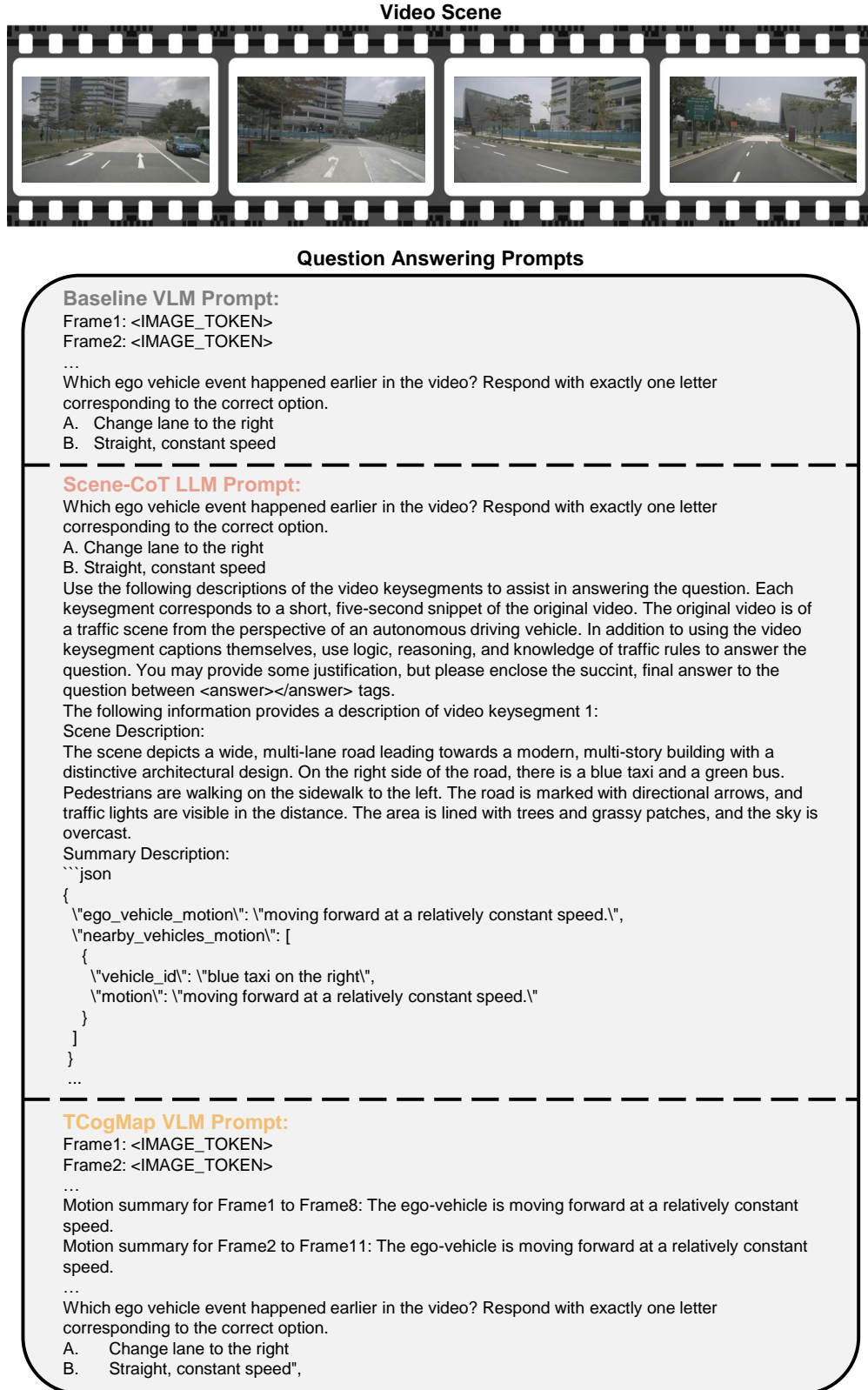


Figure 16. Prompts used for question answering. Note that for the baseline and TCOgMap, these prompts are provided to the VLM as input, whereas for Scene-CoT, this prompt is given to the LLM.

References

- [1] Saeed Ranjbar Alvar, Gursimran Singh, Mohammad Akbari, and Yong Zhang. Divprune: Diversity-based visual token pruning for large multimodal models. In *Proceedings of the Computer Vision and Pattern Recognition Conference*, pages 9392–9401, 2025. 8
- [2] Alisson Azzolini, Junjie Bai, Hannah Brandon, Jiaxin Cao, Prithvijit Chattopadhyay, Huayu Chen, Jinju Chu, Yin Cui, Jenna Diamond, Yifan Ding, et al. Cosmos-reason1: From physical common sense to embodied reasoning. *arXiv preprint arXiv:2503.15558*, 2025. 7, 8
- [3] Shuai Bai, Keqin Chen, Xuejing Liu, Jialin Wang, Wenbin Ge, Sibao Song, Kai Dang, Peng Wang, Shijie Wang, Jun Tang, et al. Qwen2. 5-vl technical report. *arXiv preprint arXiv:2502.13923*, 2025. 6, 7
- [4] Fabian Caba Heilbron, Victor Escorcia, Bernard Ghanem, and Juan Carlos Niebles. Activitynet: A large-scale video benchmark for human activity understanding. In *Proceedings of the IEEE conference on computer vision and pattern recognition*, pages 961–970, 2015. 2
- [5] Holger Caesar, Varun Bankiti, Alex H Lang, Sourabh Vora, Venice Erin Liong, Qiang Xu, Anush Krishnan, Yu Pan, Giancarlo Baldan, and Oscar Beijbom. nuscenes: A multi-modal dataset for autonomous driving. In *Proceedings of the IEEE/CVF conference on computer vision and pattern recognition*, pages 11621–11631, 2020. 2, 3
- [6] Mu Cai, Reuben Tan, Jianrui Zhang, Bocheng Zou, Kai Zhang, Feng Yao, Fangrui Zhu, Jing Gu, Yiwu Zhong, Yuzhang Shang, et al. Temporalbench: Benchmarking fine-grained temporal understanding for multimodal video models. *arXiv preprint arXiv:2410.10818*, 2024. 2
- [7] Kai Chen, Yanze Li, Wenhua Zhang, Yanxin Liu, Pengxiang Li, Ruiyuan Gao, Lanqing Hong, Meng Tian, Xinhai Zhao, Zhenguo Li, et al. Automated evaluation of large vision-language models on self-driving corner cases. In *2025 IEEE/CVF Winter Conference on Applications of Computer Vision (WACV)*, pages 7817–7826. IEEE, 2025. 3
- [8] Liang Chen, Haozhe Zhao, Tianyu Liu, Shuai Bai, Junyang Lin, Chang Zhou, and Baobao Chang. An image is worth 1/2 tokens after layer 2: Plug-and-play inference acceleration for large vision-language models. In *European Conference on Computer Vision*, pages 19–35. Springer, 2024. 8
- [9] Shimin Chen, Xiaohan Lan, Yitian Yuan, Zequn Jie, and Lin Ma. Timemarket: A versatile video-llm for long and short video understanding with superior temporal localization ability. 2024. 2
- [10] Yuan Chen, Zi-han Ding, Ziqin Wang, Yan Wang, Lijun Zhang, and Si Liu. Asynchronous large language model enhanced planner for autonomous driving. In *European Conference on Computer Vision*, pages 22–38. Springer, 2024. 2
- [11] Gheorghe Comanici, Eric Bieber, Mike Schaekermann, Ice Pasupat, Naveen Sachdeva, Inderjit Dhillon, Marcel Bliestein, Ori Ram, Dan Zhang, Evan Rosen, et al. Gemini 2.5: Pushing the frontier with advanced reasoning, multimodality, long context, and next generation agentic capabilities. *arXiv preprint arXiv:2507.06261*, 2025. 6, 7
- [12] LMDeploy Contributors. Lmdeploy: A toolkit for compressing, deploying, and serving llm. <https://github.com/InternLM/lmdeploy>, 2023. 2
- [13] Chaorui Deng, Shizhe Chen, Da Chen, Yuan He, and Qi Wu. Sketch, ground, and refine: Top-down dense video captioning. In *Proceedings of the IEEE/CVF Conference on Computer Vision and Pattern Recognition*, pages 234–243, 2021. 2
- [14] Xinpeng Ding, Jianhua Han, Hang Xu, Xiaodan Liang, Wei Zhang, and Xiaomeng Li. Holistic autonomous driving understanding by bird’s-eye-view injected multi-modal large models. In *Proceedings of the IEEE/CVF Conference on Computer Vision and Pattern Recognition*, pages 13668–13677, 2024. 2
- [15] Vage Egiazarian, Andrei Panferov, Denis Kuznetsov, Elias Frantar, Artem Babenko, and Dan Alistarh. Extreme compression of large language models via additive quantization. *arXiv preprint arXiv:2401.06118*, 2024. 8
- [16] Elias Frantar, Saleh Ashkboos, Torsten Hoeftler, and Dan Alistarh. Gptq: Accurate post-training quantization for generative pre-trained transformers. *arXiv preprint arXiv:2210.17323*, 2022. 8
- [17] Christian Fruhwirth-Reisinger, Dušan Malić, Wei Lin, David Schinagl, Samuel Schuster, and Horst Possegger. Stsbench: A spatio-temporal scenario benchmark for multi-modal large language models in autonomous driving. 2025. 3
- [18] Chaoyou Fu, Yuhang Dai, Yongdong Luo, Lei Li, Shuhuai Ren, Renrui Zhang, Zihan Wang, Chenyu Zhou, Yunhang Shen, Mengdan Zhang, et al. Video-mme: The first-ever comprehensive evaluation benchmark of multi-modal llms in video analysis. In *Proceedings of the Computer Vision and Pattern Recognition Conference*, pages 24108–24118, 2025. 2
- [19] Mohsen Gholami, Mohammad Akbari, Kevin Cannons, and Yong Zhang. Casp: Compression of large multimodal models based on attention sparsity. In *Proceedings of the Computer Vision and Pattern Recognition Conference*, pages 9372–9381, 2025. 8
- [20] Mohsen Gholami, Ahmad Rezaei, Zhou Weimin, Sitong Mao, Shunbo Zhou, Yong Zhang, and Mohammad Akbari. Spatial reasoning with vision-language models in ego-centric multi-view scenes. *arXiv preprint arXiv:2509.06266*, 2025. 3, 5
- [21] Xianda Guo, Ruijun Zhang, Yiqun Duan, Yuhang He, Dujun Nie, Wenke Huang, Chenming Zhang, Shuai Liu, Hao Zhao, and Long Chen. Surds: Benchmarking spatial understanding and reasoning in driving scenarios with vision language models. 2024. 3
- [22] De-An Huang, Shijia Liao, Subhashree Radhakrishnan, Hongxu Yin, Pavlo Molchanov, Zhiding Yu, and Jan Kautz. Lita: Language instructed temporal-localization assistant. In *European Conference on Computer Vision*, pages 202–218. Springer, 2024. 2, 6
- [23] Zhijian Huang, Chengjian Feng, Feng Yan, Baihui Xiao, Zequn Jie, Yujie Zhong, Xiaodan Liang, and Lin Ma. Robotron-drive: All-in-one large multimodal model for autonomous driving. In *Proceedings of the IEEE/CVF International Conference on Computer Vision*, pages 8011–8021, 2025. 7, 8

- [24] Ayesha Ishaq, Jean Lahoud, Ketan More, Omkar Thawakar, Ritesh Thawakar, Dinura Dissanayake, Noor Ahsan, Yuhao Li, Fahad Shahbaz Khan, Hisham Cholakkal, et al. Drivellmm-o1: A step-by-step reasoning dataset and large multimodal model for driving scenario understanding. *arXiv preprint arXiv:2503.10621*, 2025. 3
- [25] Jinkyu Kim, Anna Rohrbach, Trevor Darrell, John Canny, and Zeynep Akata. Textual explanations for self-driving vehicles. In *Proceedings of the European conference on computer vision (ECCV)*, pages 563–578, 2018. 2
- [26] Minkuk Kim, Hyeon Bae Kim, Jinyoung Moon, Jinwoo Choi, and Seong Tae Kim. Do you remember? dense video captioning with cross-modal memory retrieval. In *Proceedings of the IEEE/CVF Conference on Computer Vision and Pattern Recognition*, pages 13894–13904, 2024. 2
- [27] Ranjay Krishna, Kenji Hata, Frederic Ren, Li Fei-Fei, and Juan Carlos Niebles. Dense-captioning events in videos. In *Proceedings of the IEEE international conference on computer vision*, pages 706–715, 2017. 2
- [28] Bohao Li, Yuying Ge, Yixiao Ge, Guangzhi Wang, Rui Wang, Ruimao Zhang, and Ying Shan. Seed-bench: Benchmarking multimodal large language models. In *Proceedings of the IEEE/CVF Conference on Computer Vision and Pattern Recognition*, pages 13299–13308, 2024. 2
- [29] Kunchang Li, Yali Wang, Yinan He, Yizhuo Li, Yi Wang, Yi Liu, Zun Wang, Jilan Xu, Guo Chen, Ping Luo, et al. Mvbench: A comprehensive multi-modal video understanding benchmark. In *Proceedings of the IEEE/CVF Conference on Computer Vision and Pattern Recognition*, pages 22195–22206, 2024. 2
- [30] Yue Li, Meng Tian, Zhenyu Lin, Jiangtong Zhu, Dechang Zhu, Haiqiang Liu, Yueyi Zhang, Zhiwei Xiong, and Xinhai Zhao. Fine-grained evaluation of large vision-language models in autonomous driving. In *Proceedings of the IEEE/CVF International Conference on Computer Vision*, pages 9431–9442, 2025. 2, 3
- [31] Yun Li, Yiming Zhang, Tao Lin, XiangRui Liu, Wenxiao Cai, Zheng Liu, and Bo Zhao. Sti-bench: Are mllms ready for precise spatial-temporal world understanding? 2025. 2, 3
- [32] Zhihang Lin, Mingbao Lin, Luxi Lin, and Rongrong Ji. Boosting multimodal large language models with visual tokens withdrawal for rapid inference. In *Proceedings of the AAAI Conference on Artificial Intelligence*, pages 5334–5342, 2025. 8
- [33] Yuanxin Liu, Shicheng Li, Yi Liu, Yuxiang Wang, Shuhuai Ren, Lei Li, Sishuo Chen, Xu Sun, and Lu Hou. Tempcompas: Do video llms really understand videos? 2024. 2
- [34] Yingzi Ma, Yulong Cao, Jiachen Sun, Marco Pavone, and Chaowei Xiao. Dolphins: Multimodal language model for driving. In *European Conference on Computer Vision*, pages 403–420. Springer, 2024. 2
- [35] Srikanth Malla, Chiho Choi, Isht Dwivedi, Joon Hee Choi, and Jiachen Li. Drama: Joint risk localization and captioning in driving. In *Proceedings of the IEEE/CVF winter conference on applications of computer vision*, pages 1043–1052, 2023. 3
- [36] Ana-Maria Marcu, Long Chen, Jan Hünemann, Alice Karnsund, Benoit Hanotte, Prajwal Chidananda, Saurabh Nair, Vijay Badrinarayanan, Alex Kendall, Jamie Shotton, et al. Lingoqa: Visual question answering for autonomous driving. In *European Conference on Computer Vision*, pages 252–269. Springer, 2024. 2, 3
- [37] Ming Nie, Renyuan Peng, Chunwei Wang, Xinyue Cai, Jianhua Han, Hang Xu, and Li Zhang. Reason2drive: Towards interpretable and chain-based reasoning for autonomous driving. In *European Conference on Computer Vision*, pages 292–308. Springer, 2024. 2
- [38] OpenAI. Gpt-5. <https://openai.com/gpt-5/>, 2025. 6, 7
- [39] Chenbin Pan, Burhaneddin Yaman, Tommaso Nesti, Abhirup Mallik, Alessandro G Allievi, Senem Velipasalar, and Liu Ren. Vlp: Vision language planning for autonomous driving. In *Proceedings of the IEEE/CVF Conference on Computer Vision and Pattern Recognition*, pages 14760–14769, 2024. 2
- [40] Tianwen Qian, Jingjing Chen, Linhai Zhuo, Yang Jiao, and Yu-Gang Jiang. Nuscenes-qa: A multi-modal visual question answering benchmark for autonomous driving scenario. In *Proceedings of the AAAI Conference on Artificial Intelligence*, pages 4542–4550, 2024. 3
- [41] Enna Sachdeva, Nakul Agarwal, Suhas Chundi, Sean Roelofs, Jiachen Li, Mykel Kochenderfer, Chiho Choi, and Behzad Dariush. Rank2tell: A multimodal driving dataset for joint importance ranking and reasoning. In *Proceedings of the IEEE/CVF winter conference on applications of computer vision*, pages 7513–7522, 2024. 3
- [42] Hao Shao, Yuxuan Hu, Letian Wang, Guanglu Song, Steven L Waslander, Yu Liu, and Hongsheng Li. Lmdrive: Closed-loop end-to-end driving with large language models. In *Proceedings of the IEEE/CVF Conference on Computer Vision and Pattern Recognition*, pages 15120–15130, 2024. 2
- [43] Yan Shu, Zheng Liu, Peitian Zhang, Minghao Qin, Junjie Zhou, Zhengyang Liang, Tiejun Huang, and Bo Zhao. Video-xl: Extra-long vision language model for hour-scale video understanding. In *Proceedings of the Computer Vision and Pattern Recognition Conference*, pages 26160–26169, 2025. 2
- [44] Chonghao Sima, Katrin Renz, Kashyap Chitta, Li Chen, Hanxue Zhang, Chengen Xie, Jens Beißwenger, Ping Luo, Andreas Geiger, and Hongyang Li. Drivellm: Driving with graph visual question answering. In *European conference on computer vision*, pages 256–274. Springer, 2024. 2, 3
- [45] Xiaoyu Tian, Junru Gu, Bailin Li, Yicheng Liu, Yang Wang, Zhiyong Zhao, Kun Zhan, Peng Jia, Xianpeng Lang, and Hang Zhao. Drivellm: The convergence of autonomous driving and large vision-language models. 2024. 2
- [46] Albert Tseng, Jerry Chee, Qingyao Sun, Volodymyr Kuleshov, and Christopher De Sa. Quip#: Even better llm quantization with hadamard incoherence and lattice codebooks. *arXiv preprint arXiv:2402.04396*, 2024. 8
- [47] Haibo Wang, Zhiyang Xu, Yu Cheng, Shizhe Diao, Yufan Zhou, Yixin Cao, Qifan Wang, Weifeng Ge, and Lifu Huang. Grounded-videollm: Sharpening fine-grained temporal grounding in video large language models. 2024. 2

- [48] Shihao Wang, Zhiding Yu, Xiaohui Jiang, Shiyi Lan, Min Shi, Nadine Chang, Jan Kautz, Ying Li, and Jose M Alvarez. Omnidrive: A holistic vision-language dataset for autonomous driving with counterfactual reasoning. In *Proceedings of the Computer Vision and Pattern Recognition Conference*, pages 22442–22452, 2025. 2
- [49] Teng Wang, Ruimao Zhang, Zhichao Lu, Feng Zheng, Ran Cheng, and Ping Luo. End-to-end dense video captioning with parallel decoding. In *Proceedings of the IEEE/CVF international conference on computer vision*, pages 6847–6857, 2021. 2
- [50] Jason Wei, Xuezhi Wang, Dale Schuurmans, Maarten Bosma, Fei Xia, Ed Chi, Quoc V Le, Denny Zhou, et al. Chain-of-thought prompting elicits reasoning in large language models. *Advances in neural information processing systems*, 35:24824–24837, 2022. 4
- [51] Dongming Wu, Wencheng Han, Yingfei Liu, Tiancai Wang, Cheng-zhong Xu, Xiangyu Zhang, and Jianbing Shen. Language prompt for autonomous driving. In *Proceedings of the AAAI Conference on Artificial Intelligence*, pages 8359–8367, 2025. 3
- [52] Yongliang Wu, Xinting Hu, Yuyang Sun, Yizhou Zhou, Wenbo Zhu, Fengyun Rao, Bernt Schiele, and Xu Yang. Number it: Temporal grounding videos like flipping manga. In *Proceedings of the Computer Vision and Pattern Recognition Conference*, pages 13754–13765, 2025. 2
- [53] Shaoyuan Xie, Lingdong Kong, Yuhao Dong, Chonghao Sima, Wenwei Zhang, Qi Alfred Chen, Ziwei Liu, and Liang Pan. Are vlms ready for autonomous driving? an empirical study from the reliability, data and metric perspectives. In *Proceedings of the IEEE/CVF International Conference on Computer Vision (ICCV)*, pages 6585–6597, 2025. 3
- [54] Zhenhua Xu, Yan Bai, Yujia Zhang, Zhuoling Li, Fei Xia, Kwan-Yee K Wong, Jianqiang Wang, and Hengshuang Zhao. Drivegpt4-v2: Harnessing large language model capabilities for enhanced closed-loop autonomous driving. In *Proceedings of the Computer Vision and Pattern Recognition Conference*, pages 17261–17270, 2025. 2
- [55] Antoine Yang, Arsha Nagrani, Paul Hongsuck Seo, Antoine Miech, Jordi Pont-Tuset, Ivan Laptev, Josef Sivic, and Cordelia Schmid. Vid2seq: Large-scale pretraining of a visual language model for dense video captioning. In *Proceedings of the IEEE/CVF conference on computer vision and pattern recognition*, pages 10714–10726, 2023. 2
- [56] An Yang, Bowen Yu, Chengyuan Li, Dayiheng Liu, Fei Huang, Haoyan Huang, Jiandong Jiang, Jianhong Tu, Jianwei Zhang, Jingren Zhou, et al. Qwen2. 5-1m technical report. *arXiv preprint arXiv:2501.15383*, 2025. 6
- [57] Jihan Yang, Shusheng Yang, Anjali W Gupta, Rilyn Han, Li Fei-Fei, and Saining Xie. Thinking in space: How multimodal large language models see, remember, and recall spaces. In *Proceedings of the Computer Vision and Pattern Recognition Conference*, pages 10632–10643, 2025. 5
- [58] Luowei Zhou, Nathan Louis, and Jason J Corso. Weakly-supervised video object grounding from text by loss weighting and object interaction. *arXiv preprint arXiv:1805.02834*, 2018. 2
- [59] Luowei Zhou, Chenliang Xu, and Jason Corso. Towards automatic learning of procedures from web instructional videos. In *Proceedings of the AAAI conference on artificial intelligence*, 2018. 2
- [60] Xingyi Zhou, Anurag Arnab, Shyamal Buch, Shen Yan, Austin Myers, Xuehan Xiong, Arsha Nagrani, and Cordelia Schmid. Streaming dense video captioning. In *Proceedings of the IEEE/CVF Conference on Computer Vision and Pattern Recognition*, pages 18243–18252, 2024. 2
- [61] Jinguo Zhu, Weiyun Wang, Zhe Chen, Zhaoyang Liu, Shenglong Ye, Lixin Gu, Hao Tian, Yuchen Duan, Weijie Su, Jie Shao, et al. Internvl3: Exploring advanced training and test-time recipes for open-source multimodal models. *arXiv preprint arXiv:2504.10479*, 2025. 6, 7