
Stable Single-Pixel Contrastive Learning for Semantic and Geometric Tasks

Leonid Pogorelyuk

Rensselaer Polytechnic Institute
Troy, NY, USA
pogorl@rpi.edu

Niels Bracher

Rensselaer Polytechnic Institute
Troy, NY, USA
brachn@rpi.edu

Aaron Verkleeren

Rensselaer Polytechnic Institute
Troy, NY, USA
verkla@rpi.edu

Lars Kühmichel

Technical University Dortmund
Dortmund, Germany
lars.kuehmichel@tu-dortmund.de

Stefan T. Radev

Rensselaer Polytechnic Institute
Troy, NY, USA
radevs@rpi.edu

Abstract

We pilot a family of stable contrastive losses for learning pixel-level representations that jointly capture semantic and geometric information. Our approach maps each pixel of an image to an overcomplete descriptor that is both view-invariant and semantically meaningful. It enables precise point-correspondence across images without requiring momentum-based teacher–student training. Two experiments in synthetic 2D and 3D environments demonstrate the properties of our loss and the resulting overcomplete representations.

1 Introduction

Many modern computer vision tasks fall into geometric or semantic domains. Geometric tasks focus on the spatial aspects of images, such as matching points between two images [1, 2], camera pose estimation [3], depth estimation [4], simultaneous localization and mapping [SLAM; 5], and 3D reconstruction [6]. When such frameworks produce pixel-level features useful for spatial purposes, these features are not expected to carry semantic information about the objects in the image. Semantic tasks, on the other hand, focus on the contextual aspects such as object detection and classification [7, 8], semantic and instance segmentation [9, 10], question answering [11], or pose estimation [12]. However, when these frameworks produce features, they are at best at patch-level, not pixel-level precision. Hence, they are often too imprecise for the aforementioned geometric tasks.

In the following, we develop a novel family of geometric losses that encourage a self-supervised learner to encode semantic and view-invariant information with pixel-level precision. Encoding features with $D > 3$ dimensions per pixel can be regarded as learning overcomplete representations [13]. Such representations exhibit favorable properties across different domains and tasks. For instance, they have been applied to unpaired shape transformations in high-dimensional point clouds [14], deep subspace clustering [15], and denoising of high-dimensional images [16]. Building on this idea, our proposed loss family induces networks that can transform images into sets of overcomplete

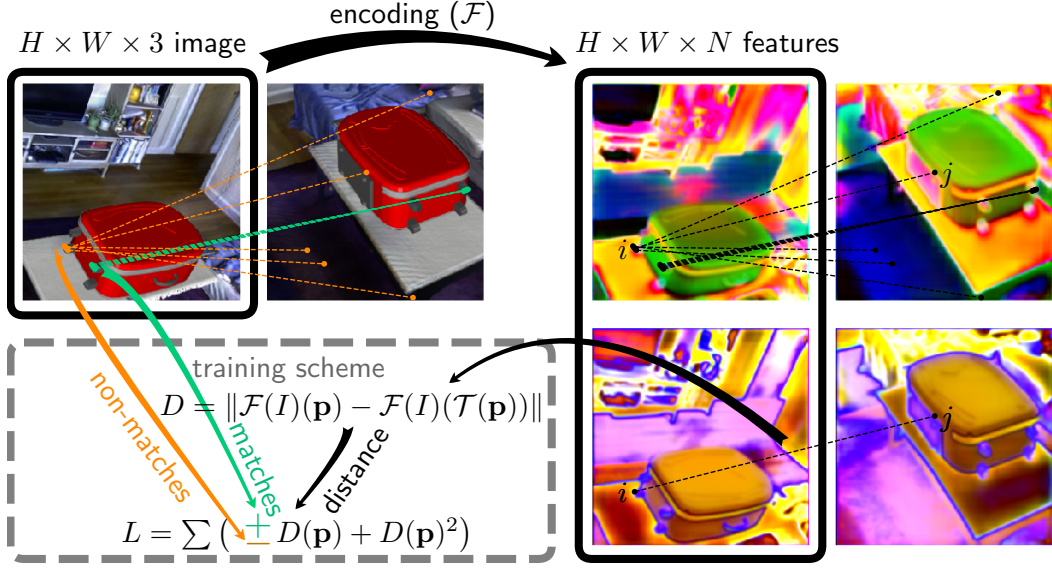


Figure 1: An experiment of matching pixels between different views (top left) of synthetic scenes with objects from ShapeNetCore [17] placed in rooms from SceneNN [18] (from **Experiment 2**). Our loss (with the ∞ norm) encourages non-matching features to differ by at least one channel, producing a network that encodes separate objects (instance segmentation; top right channels) and also identifies edges and interiors (bottom right), without explicitly being trained to do so.

descriptors containing both semantic and geometric information. Such descriptors can be made invariant to view changes and occlusion 3D. In sum, our contributions are:

- A new loss family for stable contrastive learning of pixel-level representations without momentum-based update schemes such as teacher-student.
- A demonstration that the loss encourages learning of semantic representations at the pixel level that are precise enough to match features across images.
- An extension of pixel-level contrastive learning to 3D environments.

2 Method

Training setup. During training, we generate two views of the same image. Each view has pixel coordinates $\mathbf{p} \in \mathbb{N}^2$, where $\mathbf{I}(\mathbf{p}) \in \mathbb{R}^3$ is the RGB value at \mathbf{p} . A feature extractor \mathcal{F} maps each image $\mathbf{I} \in \mathbb{R}^{H \times W \times 3}$ to an overcomplete feature map in $\mathbb{R}^{H \times W \times D}$ with $D > 3$. We use a U-Net-style encoder-decoder topology [19] with residual blocks [20] and D output channels (see **Appendix A** for details); self-attention is disabled in all reported runs [21], as it did not improve performance. The transformation set \mathbb{T} has geometric and photometric components. In 2D, the geometric part is a perspective transform with random rotation, scaling, and skewing; in 3D, it amounts to random camera repositioning and rotation. Photometric changes include hue/saturation jitter and, optionally, more complex noise such as motion blur [22]. Since the transformation is known during training, we have a mapping $\mathcal{T} : \mathbb{N}^2 \rightarrow \mathbb{N}^2$ that sends pixel \mathbf{p} in $\mathcal{F}(\mathbf{I}_1)$ to pixel $\mathcal{T}(\mathbf{p})$ in $\mathcal{F}(\mathbf{I}_2)$.

Within-image contrastive loss. Our loss consists of a *within-image* contrastive and a *between-image* contrastive component. The within-image component decomposes into a *positive* and a *negative* term. The positive term computes the p -norm between the feature map of one view $\mathcal{F}(\mathbf{I}_1)$ at coordinates \mathbf{p} and the feature map $\mathcal{F}(\mathbf{I}_2)$ of the other view at the transformed coordinates $\mathcal{T}(\mathbf{p})$ (random coordinates $\mathcal{R}(\mathbf{p})$ are used instead for the negative term):

$$D_{\text{pos}}(\mathbf{p}) := \|\mathcal{F}(\mathbf{I}_1)(\mathbf{p}) - \mathcal{F}(\mathbf{I}_2)(\mathcal{T}(\mathbf{p}))\|_p; \quad D_{\text{neg}}(\mathbf{p}) := \|\mathcal{F}(\mathbf{I}_1)(\mathbf{p}) - \mathcal{F}(\mathbf{I}_2)(\mathcal{R}(\mathbf{p}))\|_p. \quad (1)$$

We combine the two terms and aggregate them across the set of all pixels $S = P \cup N$:

$$\mathcal{L}_{\text{within}} := \frac{1}{|P|} \sum_{\mathbf{p} \in P} [D_{\text{pos}}(\mathbf{p}) + D_{\text{pos}}(\mathbf{p})^2] + \frac{1}{|N|} \sum_{\mathbf{p} \in N} [-D_{\text{neg}}(\mathbf{p}) + D_{\text{neg}}(\mathbf{p})^2], \quad (2)$$

where P is the subset of “positive” (i.e., transformed) pixels and N is the subset of “negative” (i.e., randomly sampled) pixels. The negative sign on the right is meant to increase the difference (in feature-space) between “negative” matches, while the square term is meant to ensure that this difference doesn’t grow unbounded. The fraction of pixels $f = |P| / |S|$ designated as positive is a hyperparameter that determines the balance between positive and negative examples.

Between-image contrastive loss. The second component compares the overcomplete features of two different, unrelated views \mathbf{I} and \mathbf{I}' :

$$C(\mathbf{p}) := \|\mathcal{F}(\mathbf{I})(\mathbf{p}) - \mathcal{F}(\mathbf{I}')(\mathbf{p})\|_p \quad (3)$$

The p -norms are then summed over the set of all pixels S :

$$\mathcal{L}_{\text{between}} := \frac{1}{|S|} \sum_{\mathbf{p} \in S} [-C(\mathbf{p}) + C(\mathbf{p})^2], \quad (4)$$

where the views can be either the original images \mathbf{I}_1 or their transformed versions \mathbf{I}_2 . We use the latter, since the feature extractor sees augmented versions of the “negative examples” in each epoch.

Total loss. The feature extractor minimizes the following combined loss:

$$\mathcal{L}_{\text{total}} = \lambda \cdot \mathcal{L}_{\text{within}} + (1 - \lambda) \cdot \mathcal{L}_{\text{between}}, \quad (5)$$

where λ is a tunable hyperparameter, and the loss is taken in expectation over an unlabeled data set, the set of transformations \mathbb{T} , and the fraction f of positive pixels in the within-image component. Ideally, once trained, the feature extractor transforms an image into a set of overcomplete descriptors containing semantic and geometric information at the pixel level.

3 Related Work

Large transformer-based vision models, such as ViT [23] and Swin Transformer [24], produce patch-level descriptors. Supervised methods like SAM [25] generate semantic, localized features via labeled objectives, while self-supervised learning (SSL) approaches [26–28] achieve similar semantic density without labels [29, 30]. However, due to their patch-based design, such models tend to prioritize semantic representation over spatial precision, especially when trained with contrastive losses [31], leading to insufficient localization for geometric tasks like SfM. This limitation can be mitigated in a task-specific manner by adding spatially consistent objectives during training or fine-tuning [32, 33], or by adapting ViTs for sparse keypoint detection [34].

In 2D, Xie et al. [35] showed that a geometric contrastive loss as a pretext task can learn pixel-level dense descriptors useful for downstream semantic tasks, using a momentum-based update to stabilize training—a common challenge in contrastive methods. Stojanov et al. [36] extended this idea to 3D, though at a patch rather than pixel level. The Universal Correspondence Network [UCN; 37] was notable among early descriptor-based methods for encoding per-pixel keypoints with a 3D loss function, though it remained limited to purely geometric, non-semantic learning objectives. Our approach avoids momentum-based update rules [35] with a new loss and can use both 2D and 3D data to encode semantic information and view invariance at the pixel level.

4 Experiments

4.1 Experiment 1: Domain generalization and color invariance

Motivation and setup. We first evaluate our loss in a classic domain generalization setting using the Colored MNIST benchmark [38]. The task requires predicting if a digit is ≥ 5 , making it a semantic task designed to separate invariant features (digit identity) from spurious ones (digit color). The training set consists of multiple domains with fixed digit–color correlations, while the test set contains unseen digit–color combinations. We vary hyperparameters λ (trade-off between within- and between-image terms) and $p \in \ell_1, \ell_2, \ell_\infty$ (feature distance norm).

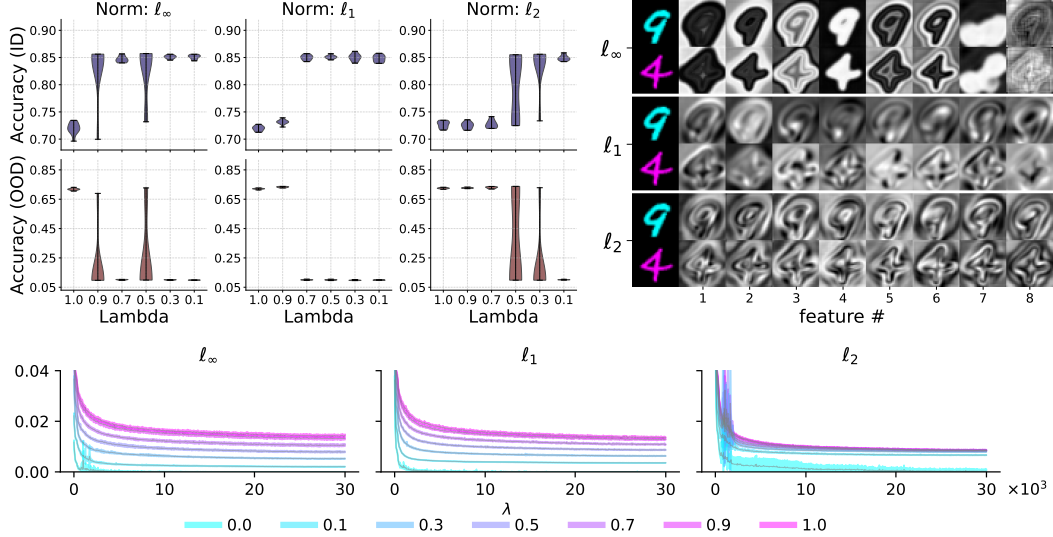


Figure 2: **Experiment 1.** *Top Left:* ID and OOD accuracy vs. λ (relative weight) and p (norm). Wide violins show seed variability: runs either encode color ($\approx 85\%$ ID, $\approx 10\%$ OOD) or suppress it (balanced $\approx 75\%$). Lower λ (more weight on $\mathcal{L}_{\text{between}}$) increases the probability of encoding color; at $\lambda = 1$ ($\mathcal{L}_{\text{within}}$ only), features become invariant to color. *Top Right:* Feature maps from frozen backbones at $\lambda = 0.5$ for two example inputs: ℓ_∞ yields sharp, bit-like encodings; ℓ_1, ℓ_2 yield smoother encodings. Downstream classification on ColoredMNIST revealed color-encoding of all three backbones, which is clearly apparent for ℓ_∞ and ℓ_1 ; however, this is not the case for ℓ_2 . *Bottom:* Shown are the loss curves for each norm averaged over the 10 seeds per λ . For ℓ_∞ and ℓ_1 backbone training is stable and robust across different λ in contrast to traditional ℓ_2 norm. A higher weight of contrastive loss between embeddings (lower λ) results in a higher overall loss.

After training, we freeze the backbone and fit an attention-based pixel classifier averaging *pixel-level* predictions. This *permutation-invariant* classifier tests whether representations capture semantic information at the pixel level. We hypothesize that (1) $\lambda = 1$ (within-image loss only) will encourage color invariance, improving OOD performance; (2) lower λ values will allow encoding of color, reducing OOD accuracy; and (3) the ℓ_∞ norm will produce bit-like, sharp representations, while ℓ_2 and ℓ_1 norms will yield smoother, averaged features.

Results. The results confirm that (a) semantic information is encoded at the pixel level; (b) $\lambda = 1$ produces color-invariant features while lower λ causes the model to encode color (see Figure 2, *left*); (c) the ℓ_∞ norm yields sharp features, whereas ℓ_2 and ℓ_1 norms produce smoother features (see Figure 2, *right*); and (d) the features are localized: when they match across different images, they correspond to the same part of the object (see Figure 4). Further results are available in Appendix B.




Figure 3: Top row: source image, its transformed view (target 1), and a different image (target 2). Bottom row: Each source pixel (colored for visualization only) is mapped onto the location of the most similar (in ℓ_2 distance) encoding.

4.2 Experiment 2: 3D invariance in synthetic scenes

Motivation and setup. Overcomplete representations can also be rendered invariant to viewing angle and occlusions. This requires a camera to change its position in 3D, as opposed to applying a perspective transform on the image. We illustrate this concept using synthetic scenes in which 40336 objects from ShapeNetCore [17] are placed in 76 rooms from SceneNN [18] (see Figure 1, top left).

With 3D meshes of all rooms and objects, we can randomly position and orient objects, place and rotate the camera at random, and track the visible pixels in the images. For training, we generate different views of the same room, with some objects shared across scenes and others not. About 1/8 of the pixels in one view are traced to their nearest 3D mesh intersection and matched to the corresponding pixels in the second view. Occlusions are detected by tracing back from the second view and measuring distances from the original intersections; large discrepancies indicate non-matches. The remaining non-matching pixels are chosen randomly.

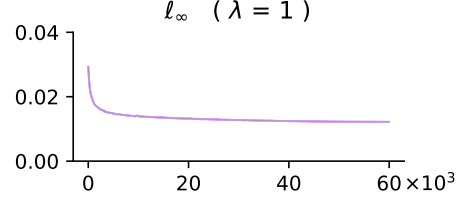


Figure 4: Validation loss curve with ℓ_∞ and $\lambda = 1$. The loss demonstrates stable convergence with minimal variance.

Results. Our loss (Eq. 5) using the ℓ_∞ norm and $\lambda = 1$ encourages the network to learn at least two modes of information in a bit-like fashion across its channels: *Semantic*—different objects/parts have encoding different by at least one channel but consistent across views, akin to instance segmentation (Figure 1, top right); *Geometric*—some of the channels flip sign depending on how far a point is from an edge, with some channels effectively detect shape edges and other detect “inner” regions in 3D (Figure 1, bottom right). Further results are available in Appendix C.

5 Limitations and Conclusion

We piloted a new family of losses for stable contrastive learning of pixel-level representations in 2D and 3D environments. They induce semantic information localized at the pixel level. Our approach has several limitations: overcomplete embeddings are less compute-efficient than low-dimensional ones, and artificial perspective transforms can create a simulation gap for real-world viewpoint shifts. We plan to address the latter in a series of experiments on stereo images with known point matches.

Acknowledgments and Disclosure of Funding

This work is partially funded by the Deutsche Forschungsgemeinschaft (DFG, German Research Foundation) Project 528702768.

References

- [1] Jia Ma, Xiang Jiang, Ai Fan, Jian Jiang, and Jinjun Yan. Image Matching from Handcrafted to Deep Features: A Survey. *International Journal of Computer Vision*, 129(1):23–79, January 2021. doi: 10.1007/s11263-020-01359-2.
- [2] Shibiao Xu, Shunpeng Chen, Rongtao Xu, Changwei Wang, Peng Lu, and Li Guo. Local feature matching using deep learning: A survey. *Information Fusion*, 107:102344, 2024. ISSN 1566-2535. doi: <https://doi.org/10.1016/j.inffus.2024.102344>.
- [3] Meng Xu, Youchen Wang, Bin Xu, Jun Zhang, Jian Ren, Zhao Huang, Stefan Poslad, and Pengfei Xu. A Critical Analysis of Image-based Camera Pose Estimation Techniques. *Neurocomputing*, 570:127125, 2024. ISSN 0925-2312. doi: <https://doi.org/10.1016/j.neucom.2023.127125>.
- [4] Vasileios Arampatzakis, George Pavlidis, Nikolaos Mitianoudis, and Nikos Papamarkos. Monocular Depth Estimation: A Thorough Review. *IEEE Transactions on Pattern Analysis and Machine Intelligence*, 46(4):2396–2414, 2024. doi: 10.1109/TPAMI.2023.3330944.
- [5] Iman Abaspor Kazerouni, Luke Fitzgerald, Gerard Dooly, and Daniel Toal. A survey of state-of-the-art on visual SLAM. *Expert Systems with Applications*, 205:117734, 2022. ISSN 0957-4174. doi: <https://doi.org/10.1016/j.eswa.2022.117734>.
- [6] Taha Samavati and Mohsen Soryani. Deep learning-based 3D reconstruction: a survey. *Artificial Intelligence Review*, 56(2):9175–9219, January 2023. doi: 10.1007/s10462-023-10399-2.

- [7] Maria Trigka and Elias Dritsas. A Comprehensive Survey of Machine Learning Techniques and Models for Object Detection. *Sensors*, 25(1), 2025. ISSN 1424-8220. doi: 10.3390/s25010214.
- [8] Ajantha Vijayakumar and Subramaniaswamy Vairavasundaram. YOLO-based object detection models: A review and its applications. *Multimedia Tools and Applications*, 83:83535–83574, March 2024. doi: 10.1007/s11042-024-18872-y.
- [9] Wei Shen, Zelin Peng, Xuehui Wang, Huayu Wang, Jiazhong Cen, Dongsheng Jiang, Lingxi Xie, Xiaokang Yang, and Qi Tian. A Survey on Label-Efficient Deep Image Segmentation: Bridging the Gap Between Weak Supervision and Dense Prediction. *IEEE Transactions on Pattern Analysis and Machine Intelligence*, 45(8):9284–9305, 2023. doi: 10.1109/TPAMI.2023.3246102.
- [10] Hans Thisanke, Chamli Deshan, Kavindu Chamith, Sachith Seneviratne, Rajith Vidanaarachchi, and Damayanthi Herath. Semantic segmentation using Vision Transformers: A survey. *Engineering Applications of Artificial Intelligence*, 126:106669, 2023. ISSN 0952-1976. doi: <https://doi.org/10.1016/j.engappai.2023.106669>.
- [11] Ngoc Dung Huynh, Mohamed Reda Bouadjenek, Sunil Aryal, Imran Razzak, and Hakim Hacid. Visual question answering: from early developments to recent advances – a survey. *arXiv preprint arXiv:2501.03939*, 2025.
- [12] Zheyang Gao, Jinyan Chen, Yuxin Liu, Yucheng Jin, and Dingxiaofei Tian. A systematic survey on human pose estimation: upstream and downstream tasks, approaches, lightweight models, and prospects. *Artificial Intelligence Review*, 58(3):68, 2025. doi: 10.1007/s10462-024-11060-2.
- [13] Marina Dubova and Sabina Johanna Sloman. Excess capacity learning. In *Proceedings of the Annual Meeting of the Cognitive Science Society*, volume 45, 2023.
- [14] Kangxue Yin, Zhiqin Chen, Hui Huang, Daniel Cohen-Or, and Hao Zhang. Logan: Unpaired shape transform in latent overcomplete space. *ACM Transactions on Graphics (TOG)*, 38(6): 1–13, 2019.
- [15] Jeya Maria Jose Valanarasu and Vishal M Patel. Overcomplete deep subspace clustering networks. In *Proceedings of the IEEE/CVF winter conference on applications of computer vision*, pages 746–755, 2021.
- [16] Rajeev Yasarla, Jeya Maria Jose Valanarasu, and Vishal M Patel. Exploring overcomplete representations for single image deraining using cnns. *IEEE Journal of Selected Topics in Signal Processing*, 15(2):229–239, 2020.
- [17] Angel X. Chang, Thomas Funkhouser, Leonidas Guibas, Pat Hanrahan, Qixing Huang, Zimo Li, Silvio Savarese, Manolis Savva, Shuran Song, Hao Su, Jianxiong Xiao, Li Yi, and Fisher Yu. ShapeNet: An Information-Rich 3D Model Repository, 2015.
- [18] Binh-Son Hua, Quang-Hieu Pham, Duc Thanh Nguyen, Minh-Khoi Tran, Lap-Fai Yu, and Sai-Kit Yeung. Scenenn: A scene meshes dataset with annotations. In *2016 Fourth International Conference on 3D Vision (3DV)*, pages 92–101, 2016. doi: 10.1109/3DV.2016.18.
- [19] Olaf Ronneberger, Philipp Fischer, and Thomas Brox. U-net: Convolutional networks for biomedical image segmentation. In *Medical image computing and computer-assisted intervention—MICCAI 2015: 18th international conference, Munich, Germany, October 5-9, 2015, proceedings, part III* 18, pages 234–241. Springer, 2015.
- [20] Kaiming He, Xiangyu Zhang, Shaoqing Ren, and Jian Sun. Deep residual learning for image recognition. In *2016 IEEE Conference on Computer Vision and Pattern Recognition (CVPR)*, pages 770–778, 2016. doi: 10.1109/CVPR.2016.90.
- [21] Emiel Hoogeboom, Jonathan Heek, and Tim Salimans. Simple diffusion: End-to-end diffusion for high resolution images. *arXiv [cs.CV]*, January 2023. URL <http://arxiv.org/abs/2301.11093>.

- [22] Leonid Pogorelyuk and Stefan T. Radev. Aligning Motion-Blurred Images Using Contrastive Learning on Overcomplete Pixels. *arXiv preprint arXiv:2410.07410*, October 2024. doi: 10.48550/arXiv.2410.07410.
- [23] Alexey Dosovitskiy, Lucas Beyer, Alexander Kolesnikov, Dirk Weissenborn, Xiaohua Zhai, Thomas Unterthiner, Mostafa Dehghani, Matthias Minderer, Georg Heigold, Sylvain Gelly, Jakob Uszkoreit, and Neil Houlsby. An Image is Worth 16×16 Words: Transformers for Image Recognition at Scale. In *International Conference on Learning Representations (ICLR)*, 2021.
- [24] Ze Liu, Yutong Lin, Yue Cao, Han Hu, Yixuan Wei, Zheng Zhang, Stephen Lin, and Baining Guo. Swin Transformer: Hierarchical Vision Transformer Using Shifted Windows. In *Proceedings of the IEEE/CVF International Conference on Computer Vision (ICCV)*, pages 10012–10022, October 2021.
- [25] Alexander Kirillov, Eric Mintun, Nikhila Ravi, Hanzi Mao, Chloe Rolland, Laura Gustafson, Tete Xiao, Spencer Whitehead, Alexander C. Berg, Wan-Yen Lo, Piotr Dollár, and Ross Girshick. Segment Anything. In *Proceedings of the IEEE/CVF International Conference on Computer Vision (ICCV)*, pages 4015–4026, October 2023.
- [26] Maxime Oquab, Timothée Darcet, Théo Moutakanni, Huy V. Vo, Marc Szafraniec, Vasil Khalidov, Pierre Fernandez, Daniel HAZIZA, Francisco Massa, Alaaeldin El-Nouby, Mido Assran, Nicolas Ballas, Wojciech Galuba, Russell Howes, Po-Yao Huang, Shang-Wen Li, Ishan Misra, Michael Rabbat, Vasu Sharma, Gabriel Synnaeve, Hu Xu, Herve Jegou, Julien Mairal, Patrick Labatut, Armand Joulin, and Piotr Bojanowski. DINOv2: Learning robust visual features without supervision. *Transactions on Machine Learning Research*, 2024. ISSN 2835-8856. Featured Certification.
- [27] Kaiming He, Xinlei Chen, Saining Xie, Yanghao Li, Piotr Dollár, and Ross Girshick. Masked Autoencoders Are Scalable Vision Learners. In *Proceedings of the IEEE/CVF Conference on Computer Vision and Pattern Recognition (CVPR)*, pages 16000–16009, June 2022.
- [28] Hangbo Bao, Li Dong, Songhao Piao, and Furu Wei. BEit: BERT pre-training of image transformers. In *International Conference on Learning Representations*, 2022.
- [29] Shir Amir, Yossi Gandelsman, Shai Bagon, and Tali Dekel. Deep ViT Features as Dense Visual Descriptors. *arXiv preprint arXiv:2112.05814*, 2021.
- [30] Valentinos Pariza, Mohammadreza Salehi, Gertjan J. Burghouts, Francesco Locatello, and Yuki M. Asano. Near, far: Patch-ordering enhances vision foundation models’ scene understanding. In *International Conference on Learning Representations (ICLR)*, 2025. Preprint arXiv:2408.11054.
- [31] Xinlong Wang, Rufeng Zhang, Chunhua Shen, Tao Kong, and Lei Li. Dense Contrastive Learning for Self-Supervised Visual Pre-Training. In *Proceedings of the IEEE/CVF Conference on Computer Vision and Pattern Recognition (CVPR)*, pages 2470–2479, June 2021. doi: 10.1109/CVPR46437.2021.00249.
- [32] Mathilde Caron, Neil Houlsby, and Cordelia Schmid. Location-Aware Self-Supervised Transformers for Semantic Segmentation. In *Proceedings of the IEEE/CVF Winter Conference on Applications of Computer Vision (WACV)*, pages 116–126, January 2024.
- [33] Zhe Chen, Yuchen Duan, Wenhai Wang, Junjun He, Tong Lu, Jifeng Dai, and Yu Qiao. Vision Transformer Adapter for Dense Predictions. In *The Eleventh International Conference on Learning Representations*, 2023.
- [34] Changsheng Lu, Hao Zhu, and Piotr Koniusz. From Saliency to DINO: Saliency-guided Vision Transformer for Few-shot Keypoint Detection. *arXiv preprint arXiv:2304.03140*, April 2023. doi: 10.48550/arXiv.2304.03140.
- [35] Zhenda Xie, Yutong Lin, Zheng Zhang, Yue Cao, Stephen Lin, and Han Hu. Propagate Yourself: Exploring Pixel-Level Consistency for Unsupervised Visual Representation Learning. In *Proceedings of the IEEE/CVF Conference on Computer Vision and Pattern Recognition (CVPR)*, pages 16683–16691, June 2021. doi: 10.1109/CVPR46437.2021.01641.

- [36] Stefan Stojanov, Anh Thai, Zixuan Huang, and James M. Rehg. Learning dense object descriptors from multiple views for low-shot category generalization. In *Advances in Neural Information Processing Systems 35 (NeurIPS 2022)*, 2022.
- [37] Christopher B Choy, JunYoung Gwak, Silvio Savarese, and Manmohan Chandraker. Universal Correspondence Network. In D. Lee, M. Sugiyama, U. Luxburg, I. Guyon, and R. Garnett, editors, *Advances in Neural Information Processing Systems*, volume 29. Curran Associates, Inc., 2016.
- [38] Martin Arjovsky, Léon Bottou, Ishaan Gulrajani, and David Lopez-Paz. Invariant risk minimization. *arXiv preprint arXiv:1907.02893*, 2019.
- [39] Ilya Loshchilov and Frank Hutter. Decoupled weight decay regularization. *arXiv [cs.LG]*, November 2017. URL <http://arxiv.org/abs/1711.05101>.
- [40] Leslie N Smith and Nicholay Topin. Super-convergence: Very fast training of neural networks using large learning rates. *arXiv [cs.LG]*, August 2017. URL <http://arxiv.org/abs/1708.07120>.

Appendix

A Source code

The source code is available at <https://github.com/stefanradev93/oxels>.

B Details and additional results for Experiment 1

B.1 Experimental details

Starting from MNIST (28×28 grayscale), we binarize labels ($< 5 \rightarrow 0$, $\geq 5 \rightarrow 1$) and flip with probability 0.25. Each image’s background is assigned one of two colors, sampled to correlate with the (possibly flipped) label with probability $p_{\text{train}}=0.85$ in the training pool and $p_{\text{test}}=0.10$ in the OOD domain. The final images are bilinearly resized to 32×32 to match the model input. Under this construction, heuristic ceilings are: shape-only $\approx 75\%$ across domains; color-only $\approx 85\%$ (ID) and $\approx 10\%$ (OOD).

B.2 Training details and hyperparameters

All backbone and classifier models were trained on a single NVIDIA GeForce RTX 4090 with 24 GB memory using PyTorch 2.6 with CUDA 12.4. We used the AdamW optimizer [39] ($\beta_1=0.9$, $\beta_2=0.99$, weight decay $= 10^{-6}$) with a OneCycleLR schedule [40]. For the backbone trainings, the learning rate was warmed up from 4×10^{-5} to a peak of 1×10^{-3} over the first 5% of training steps, then cosine-annealed to 1×10^{-7} over the remainder. The classifier trainings followed a similar regime with a peak learning rate of 2×10^{-3} .

Training proceeded sequentially: we first trained each backbone, then trained a classifier with the backbone frozen. For the D -sweep with $D \in \{4, 8, 16, 32\}$ at $\lambda = 1.0$, and for the additional five runs per norm at $\lambda = 0.1$ with $D = 32$, each run used 100,000 steps for the backbone training and 30,000 steps for the classifier. A 100,000-step run took ~ 1.5 hours on the RTX 4090; scaling this to the 210-run λ -sweep would have required ~ 315 GPU-hours for the backbones alone. To make the sweep feasible, we reduced the per-run budget of the backbones to 30,000 steps (~ 0.45 hours/run) and the classifiers to 12,000, accepting a modest loss-convergence degradation for broader coverage. The λ -sweep (seven values under ℓ_∞ , ℓ_1 , and ℓ_2 with 10 seeds each, totalling 210 runs) therefore used 30,000/12,000 steps per run (backbone/classifier).

B.3 Backbone architectures

We use a U-Net variant following [21] (without time embeddings). An initial 3×3 convolution maps RGB to 32 channels, followed by three encoder stages with 1, 2, and 2 residual blocks at widths 32, 64, and 64. Blocks use SiLU and a LayerNorm-style normalization; residual dropout $p = 0.1$ is applied only in the last two stages. Each stage downsamples by $\times \frac{1}{2}$ via average pooling with a 1×1 convolution for channel alignment. The bottleneck is a residual block \rightarrow self-attention \rightarrow residual block (attention only here). The decoder mirrors the encoder, upsampling by $\times 2$ using a 1×1 convolution followed by nearest-neighbor interpolation, with one extra residual block per stage to fuse skip connections (the last block has no skip). The head is normalization \rightarrow SiLU $\rightarrow 3 \times 3$ convolution projecting to D output channels (we use $D=32$ unless varied). Convolutions are initialized with Xavier uniform and near-zero biases. Each backbone has a total of 993,664 parameters.

B.4 Classifier architectures

We use a single-head self-attention pixel classifier (similar to the self-attention block in [21]) on the backbone features $\mathbf{F} \in \mathbb{R}^{H \times W \times D}$. Inputs are per-pixel normalized with a LayerNorm-style scheme (one-group normalization; no bias shift). Linear projections produce $Q, K, V \in \mathbb{R}^D$; Q and K are normalized and scaled by $1/\sqrt{D}$. Attention is computed over all pixels (no positional encodings), yielding attended pixel embeddings that a small MLP (hidden widths 150, 100, 50) maps to a *single* logit per pixel (binary task). The image-level prediction is the uniform average of pixel logits. The backbone remains frozen, and a classifier with 28,479 parameters is trained for each backbone.

B.5 Additional results




Figure 5: Example overcomplete representations obtained via an l_∞ -based loss from validation samples.




Figure 6: Example overcomplete representations obtained via an l_1 -based loss from validation samples.




Figure 7: Example overcomplete representations obtained via an l_2 -based loss from validation samples.

C Details and additional results for Experiment 2

C.1 Training details hyperparameters

All models were trained using an NVIDIA RTX 4090 GPU with 24 GB memory on PyTorch 2.6 with CUDA 12.4. We used the AdamW optimizer with a OneCycle schedule. The initial learning rate starts at $4.0\text{e-}5$, warms up to $1.0\text{e-}3$ over the first 5% of steps, then anneals to $4.0\text{e-}9$ by the end. Training ran for 6 epochs with a batch size of 32 for a total of 4 hours.

C.2 Backbone architecture

The backbone was a U-Net with residual blocks, producing 32 output channels. It has five stages with channel widths [16, 16, 32, 32, 64] and residual block counts [1, 1, 1, 2, 4]. Dropout with $p=0.1$ is applied on the last two stages. The backbone had a total of 1,031,344 parameters.

C.3 Additional results




Figure 8: **Training example in 3D:** Training data pairs consisted of two views of a 3D scene, as well as a known transformation, \mathcal{T} , that maps pixels from view 1 to match their corresponding locations in view 2. Our loss function (Equation 2 with $\lambda = 1$ and $p = \infty$) uses \mathcal{T} to compare the network-extracted features (overcomplete representations) of the two views at a fraction of the matching pixels (positive pairs) and at random pixels (negative pairs). For visualization purposes, we show just the first three channels of the features, scaled by 0.5 and shifted by 0.5 to form “false” color images.




Figure 9: Example of overcomplete representations for all the channels encoded by the network, trained with $\lambda = 1$ and $p = \infty$ on our synthetic 3D data.

D Societal Impact

Since this paper focuses on foundational research and methodology, we expect that there is no direct path for negative societal impact. In fact, positive impacts may manifest, for instance, in improved performance or robustness of good-faith downstream applications.

Nevertheless, we cannot rule out intentional or unintentional misuse of our methods for harmful (downstream) applications.