

CARL: Focusing Agentic Reinforcement Learning on Critical Actions

Leyang Shen¹ Yang Zhang¹ Chun Kai Ling¹ Xiaoyan Zhao¹ Tat-Seng Chua¹

Abstract

Agents capable of accomplishing complex tasks through multiple interactions with the environment have emerged as a popular research direction. However, in such multi-step settings, the conventional group-level policy optimization algorithm becomes suboptimal because of its underlying assumption that each action holds equal contribution, which deviates significantly from reality. Our analysis reveals that only a small fraction of actions are critical in determining the final outcome. Building on this insight, we propose CARL, a critical-action-focused reinforcement learning algorithm tailored for long-horizon agentic reasoning. CARL leverages entropy as a heuristic proxy for action criticality and achieves focused training by assigning rewards to high-criticality actions while excluding low-criticality actions from model updates, avoiding noisy credit assignment and redundant computation. Extensive experiments demonstrate that CARL achieves both stronger performance and higher efficiency across diverse evaluation settings. The source code will be publicly available.

1. Introduction

Large Language Model (LLM)-based agents have witnessed significant development (Wei et al., 2026). With powerful reasoning and tool usage capabilities, agents can autonomously plan and interact with their environment in a goal-oriented manner to accomplish complex tasks (Xi et al., 2025; Wang et al., 2024; Kong et al., 2025). Among them, multi-turn search agents (Jin et al., 2025; Gao et al., 2025) represent one of the most advanced directions, which can engage in multiple rounds of interaction with search engines and browsers to gather useful information for addressing knowledge-intensive questions (Yang et al., 2018; Ho et al., 2020). This interactive mechanism marks a shift from single-step inference to multi-step, feedback-driven

¹National University of Singapore, Singapore. Correspondence to: Yang Zhang <zhangy@nus.edu.sg>.

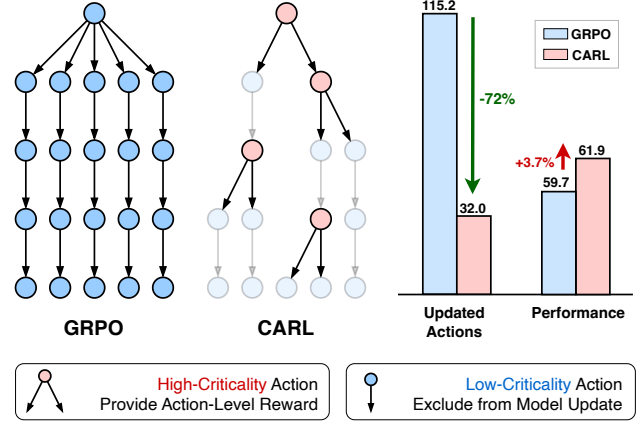


Figure 1. GRPO repeatedly rolls out full trajectories from scratch, suffering from noisy credit assignment and redundant computation. CARL addresses these issues by focusing learning exclusively on high-criticality actions, achieving higher performance while updating the policy on 72% fewer actions.

execution, positioning it as a high-value research area.

Reinforcement learning (RL) plays a crucial role in enhancing *multi-turn search agents*, as it enables them to self-improve without relying on human supervision. However, most of the existing attempts on search agent RL (Jin et al., 2025; Gao et al., 2025; Song et al., 2025) simply leverage the group-level policy optimization (GRPO) (Shao et al., 2024) algorithm without examining its suitability. GRPO assumes that each part in a trajectory contributes equally to the outcome (Tan et al., 2025) and repeatedly rolls out full trajectories from scratch, suffering from noisy credit assignment and redundant computation. These issues become particularly pronounced in long-horizon agentic tasks (Gao et al., 2025), where trajectories span multiple steps yet only a small fraction of actions are decisive.

Our preliminary study confirms this, showing that actions at different steps play different roles and have varying impacts on the final outcome. Specifically, when resampling individual actions, over half of the actions induce near-zero changes in the final reward, whereas only a small subset could cause sharp reward changes. These findings suggest that actions differ in their criticality.

In light of this, we argue that RL for agents should fo-

cus on high-criticality actions, and accordingly propose the *Critical-Action-Focused Reinforcement Learning (CARL)* algorithm that enjoys both high performance and training efficiency. CARL leverages action entropy as a proxy for criticality, concentrating rollouts and optimization efforts on high-criticality actions rather than distributing resources uniformly. As illustrated in Fig. 1, CARL initiates rollouts only from states preceding high-criticality actions and assigns action-level rewards based on expected reward gains, while excluding low-criticality actions from gradient updates. This targeted focus effectively mitigates noisy credit assignment and redundant computation inherent in GRPO.

We follow the setting of ASearcher (Gao et al., 2025) and evaluate CARL on knowledge-intensive question-answering (QA) tasks. As shown in Fig. 1, CARL achieves superior accuracy while requiring policy updates on 72% fewer actions than GRPO. These results demonstrate that CARL is an effective RL algorithm for agentic reasoning that delivers both performance and training efficiency advantages.

Our main contributions are summarized as follows:

- We provide the first comprehensive analysis of the multi-turn search agent pipelines, revealing that only a small subset of actions has high impact on the final outcome, which motivates focusing optimization on critical actions.
- We design CARL, a reinforcement learning framework tailored to agentic reasoning. This framework performs focused training on actions with high criticality, yielding both high performance and efficiency.
- We conduct comprehensive experiments on multi-turn search agents across different model sizes and both reasoning and non-reasoning models, demonstrating consistent improvements on multiple knowledge QA benchmarks.

2. Related Works

In this section, we discuss recent research advances in two related fields: search agents and improving RL for LLM through credit assignment.

2.1. Search Agent

With the rapid advancement of LLMs’ core capabilities (Yang et al., 2025a; Guo et al., 2025), search agents (Yao et al., 2022) have emerged by equipping LLMs with internet access and custom workflows. These agents can proactively search and browse the web to gather information before responding. As task complexity increases, static prompt engineering (Li et al., 2025; Xinjie et al., 2025) and dataset construction method (Yu et al., 2024) quickly reach their limits in improving performance. In contrast, reinforcement learning offers greater potential by enabling agents to self-improve through interaction with the environment.

Inspired by the success of GRPO (Shao et al., 2024) on math reasoning (Hendrycks et al., 2021; He et al., 2024), recent studies have attempted to extend it to search agents (Song et al., 2025; Jin et al., 2025; Zheng et al., 2025; Gao et al., 2025), with a primary focus on data synthesis and framework construction. ARPO (Dong et al., 2025) takes an initial step toward RL algorithmic refinement by shifting the rollout granularity from trajectory to step level, based on the observation that token entropy often rises after tool calls. However, these methods still treat all steps uniformly without examining their individual contributions, leading to noisy credit assignment and redundant computation. In this work, we discover that agent outcomes are determined by a small subset of high-criticality actions, and accordingly structure RL to focus on these actions.

2.2. Credit Assignment in Reinforcement Learning

Many recent works (Wang et al., 2023; Luo et al., 2024; Setlur et al., 2025; Wang et al., 2025) enhance RL for LLM through finer-grained credit assignment, as step-wise rewards can accelerate convergence and improve learning outcomes (Lightman et al., 2023). Among these, reward-model-free methods (Kazemnejad et al., 2024; Fei et al., 2025) stand out for their stability and efficiency.

A natural structure for providing fine-grained, step-level rewards is a tree¹, enabling controlled comparisons among intermediate steps (Tran et al., 2025). Prior studies have explored this structure on math reasoning tasks. For example, TreeRPO (Yang et al., 2025b) samples a full n -ary tree and groups sibling nodes for GRPO updates. TreeRL (Hou et al., 2025) further removes the group constraint and directly estimates each step’s advantage by evaluating its impact on expected rewards. In agentic RL (Gao et al., 2025), reward sparsity becomes more critical due to long-horizon multi-step execution, as demonstrated by ReasonRAG (Zhang et al., 2025), rendering step-level reward modeling increasingly necessary. In this work, we address this and propose assigning rewards exclusively to high-criticality actions that truly determine the outcome.

3. Preliminaries

Multi-turn search agents (Gao et al., 2025) are equipped with a search engine and a web browser. They are designed to answer knowledge-intensive questions through interacting with these tools several times for information gathering. We formulate this execution process as a Markov Decision Process (MDP), defined by the tuple $\langle \mathcal{S}, \mathcal{A}, P, R \rangle$, where \mathcal{S}

¹Unlike Monte Carlo tree search (MCTS) (Browne et al., 2012), which focuses on iteratively searching for complete successful paths, tree-based RL methods instead leverage tree structures for rollouts to estimate step-level relative advantages, without emphasis on successful paths.

Table 1. Example of a Search Agent Execution Pipeline. The agent interacts with the environment multiple times to gather useful information, with each action playing different roles.

Where did Ruth Scurr’s husband graduate from?	
Search	Ruth Scurr husband university
Read	... The most relevant link from the results is the Wikipedia page for Ruth Scurr (Doc 4), "she was married to the political theorist John Dunn", but provides no information about his education ...
Search	John Dunn education
Read	... I’ve confirmed that Ruth Scurr’s husband is John Dunn (the political theorist), born in 1940 ... need to access this page for detailed information.
Access	... title=John.Dunn.(political.theorist)
Read	... the page states: "... He read history at King’s College, Cambridge ..." This confirms that Ruth Scurr’s husband, John Dunn (the political theorist), graduated from King’s College, Cambridge with a degree in history.
Answer	King’s College, Cambridge

represents the state space, and \mathcal{A} denotes the action space. $P(s_{t+1} | s_t, a)$ is the transition probability from state s_t to s_{t+1} after taking action a , which represents the tool calling process in practice. $R(\cdot)$ is a rule-based outcome reward function, calculating reward based on the terminal state s_T .

The agent is represented by a policy $\pi_\theta(a | s)$, which is defined by a probability distribution over actions given a state. For each question, the agent will continuously generate a_t for s_t until reaching a termination state s_T with an "answer" or reaching the maximum step limit T_{\max} . The whole execution process can be recorded as a trajectory $\tau = \{(s_t, a_t)\}_{t=1}^T$. The objective of RL is to maximize the outcome reward, which can be expressed as

$$J(\pi_\theta) = \mathbb{E}_{\tau \sim (\pi_\theta, P)}[R(\tau)]. \quad (1)$$

GRPO (Shao et al., 2024) follows the widely-adopted online RL algorithm, PPO (Schulman et al., 2017), to setup loss function $\mathcal{J}(\theta)$:

$$\mathcal{J}(\theta) = \frac{1}{|\mathcal{D}|} \sum_{(s_i, a_i, A_i) \in \mathcal{D}} \min \left[r_i(\theta) A_i, \text{clip}(r_i(\theta), 1-\epsilon, 1+\epsilon) A_i \right], \quad (2)$$

$$r_i(\theta) = \frac{\pi_\theta(a_i | s_i)}{\pi_{\theta_{\text{old}}}(a_i | s_i)}, \quad (3)$$

where A_i is the advantage of token i , which indicates the direction and scale the model should update on it. The ratio $r_i(\theta)$ measures the policy shift between the updated policy π_θ and the old policy $\pi_{\theta_{\text{old}}}$, and is clipped by ϵ for stability.

GRPO measures the advantage of each trajectory τ by comparing it with the group average:

$$A_\tau = \frac{R(\tau) - \text{mean}(R(\tau))}{\text{std}(R(\tau))} \quad (4)$$

where $\text{mean}(R(\tau))$ and $\text{std}(R(\tau))$ are computed over all trajectories of the same question. This trajectory-level advantage is then assigned to all tokens within the trajectory under the assumption that every token contributes equally.

4. Agentic Reasoning Pipeline Analysis

GRPO’s assumption of equal token contribution becomes problematic in agentic reasoning, where trajectories consist of clearly separated steps that play different roles and with varying criticality. We analyze the reasoning pipeline through a preliminary experiment to characterize this variation in action criticality, informing our algorithm design.

Case Study. In Table 1, we present an example of how a multi-turn search agent solves a problem. The agent’s actions can be categorized into *search*, *access*, *read*, and *answer*. In the *search* action, the agent generates search keywords and gets results from a search engine. In the *access* action, it accesses a specific website by URL. After each of them, the agent performs *read* actions to extract and summarize useful information from the often lengthy search results or webpage content. Once sufficient evidence is collected, the agent executes the *answer* action, terminating the pipeline with a final response. Intuitively, these actions play different roles and contribute differently to the outcome.

Action Criticality Distribution. To validate this intuition, we conduct an experiment to observe the distribution of action criticalities. We define the *criticality* of an action², denoted $C_{\pi_\theta}(a_t)$, as the degree to which its decision influences the final outcome. Formally, we quantify criticality as the standard deviation in outcome reward when stochasticity is isolated to that single action:

$$C_{\pi_\theta}(a_t) = \text{Std}_{a' \sim \pi_\theta(\cdot | s_t)} [R(\tau_{s_t, a'})] \quad (5)$$

where s_t denotes the state preceding action a_t , and $\tau_{s_t, a'}$ denotes the trajectory taking action a' at state s_t followed by greedy decoding thereafter (i.e., temperature=0).

We test the search agent on 70 tasks randomly sampled from 7 knowledge-intensive question-answering datasets, resulting in 294 actions, and estimate $C_{\pi_\theta}(a_t)$ for each action. As shown in Fig. 2(a), we can observe substantial disparity in action criticality. Most actions exhibit extremely low variance in reward: over 50% of actions have almost no impact on the outcome when resampled, indicating that the majority of actions are of low criticality. In contrast, around 10% of actions exhibit a reward standard deviation greater than 0.4, representing a minority of high-criticality actions.

This suggests that uniform treatment of all actions, as done

²Throughout this paper, an action refers to a specific action taken at a specific state.

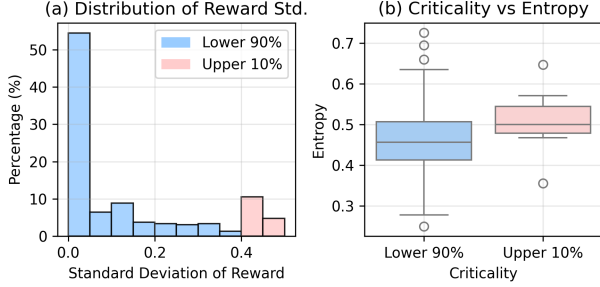


Figure 2. Quantitative Analysis of Execution Pipeline. (a) Most actions yield low reward variance when resampled, while only a small subset exhibits notably high variance. (b) The states corresponding to high-criticality actions show higher entropy than those associated with low-criticality actions.

by GRPO, is suboptimal. Instead, we should take the criticality of actions into account: assigning rewards more precisely to high-criticality actions and concentrating computational resources on them.

5. Critical-Action-focused RL

Inspired by the study, we propose the *Critical-Action-focused RL* (CARL) algorithm. As illustrated in Fig. 3, CARL prioritizes high-criticality action exploration with entropy-guided progressive rollout, and provides action-level update signals using action-level advantage formulation. Then, it performs selective updates on high-criticality actions, excluding low-criticality ones.

Critical Actions Identification. Before we can focus on critical actions, we need a practical method to identify them, as the sampling-based estimation in Eq. 5 incurs a high computational cost. To achieve this, we analyze the characteristics of high-criticality actions to find an intrinsic metric.

High-criticality actions are intuitively non-trivial decision points where multiple candidates appear plausible, making it difficult to identify the optimal choice. This difficulty can be reflected in the model’s action distribution: when the model cannot confidently make decisions, it assigns similar probabilities to multiple candidates, resulting in a more uniform distribution. We adopt entropy to measure this quantitatively, termed *action entropy*, which captures the degree to which probability mass is dispersed across possible actions. A higher action entropy at state s_t indicates greater uncertainty in selecting among competing actions a_t , suggesting that actions taken from s_t are of higher criticality.

Unlike token-level entropy, which can be calculated precisely by enumerating over a finite vocabulary, action entropy involves an infinite space of possible actions and thus

requires estimation. We estimate the action entropy at state s_t via Monte Carlo sampling (Robert & Casella, 2004):

$$H_{\pi_\theta}(s_t) = \mathbb{E}_{Y \sim \pi_\theta(\cdot | s_t)} [-\log \pi_\theta(Y | s_t)] \quad (6)$$

$$\approx \frac{1}{N} \sum_{i=1}^N [-\log \pi_\theta(Y_i | s_t)], Y_i \sim \pi_\theta(\cdot | s_t), \quad (7)$$

where Y_i denotes an action sampled by policy π_θ at state s_t , and N denotes the total sampling number. Each sampled action Y_i is a sequence of tokens, $Y_i = [y_1, \dots, y_{|Y|}]$, with $|Y|$ denoting the length. We follow Wu et al. (2016) and adopt a length-normalized sequence log-probability:

$$\log \pi_\theta(Y_i | s_t) = \frac{1}{|Y|} \sum_{j=1}^{|Y|} \log \pi_\theta(y_j | y_{<j}, s_t). \quad (8)$$

This entropy-based criticality measure aligns with intuition: we typically feel uncertain when facing decisions that significantly affect outcomes, hesitating among multiple plausible options rather than acting reflexively. Our empirical results confirm this: as shown in Fig. 2(b), states preceding high-criticality actions exhibit clearly higher action entropy than states preceding low-criticality actions. This finding validates action entropy as an effective proxy for criticality, eliminating the need for costly outcome-based sampling.

Action-Level Advantage Formulation. To provide precise update signals for the identified high-criticality actions, CARL assigns rewards to them with an action-level advantage formulation. We move beyond the group-based RL paradigm of GRPO and reformulate the credit assignment question from “How good is this trajectory compared to group average?” to “How much reward improvement does this action provide?”.

Specifically, we organize sampled trajectories into a tree structure, where nodes represent states and directed edges represent actions, as shown in Fig. 3. We first compute the expected reward of each state via a recursive Bellman-style estimator over this tree and then calculate the advantage of each action through tree differencing, which measures the expected reward gain contributed by taking that action. Formally, the expected reward $\mathbb{E}[R(u)]$ of a state u is defined as the expected outcome reward obtained by following the policy π_θ starting from the state u :

$$\mathbb{E}[R(u)] = \mathbb{E}_{\pi_\theta} [R(\tau) | s_0 = u]. \quad (9)$$

This can be recursively computed by averaging its child nodes $v_i \sim \pi_\theta(\cdot | u)$:

$$\mathbb{E}[R(u)] = \sum_v p(v | u) \mathbb{E}[R(v)] \approx \frac{1}{N} \sum_{i=1}^N \mathbb{E}[R(v_i)]. \quad (10)$$

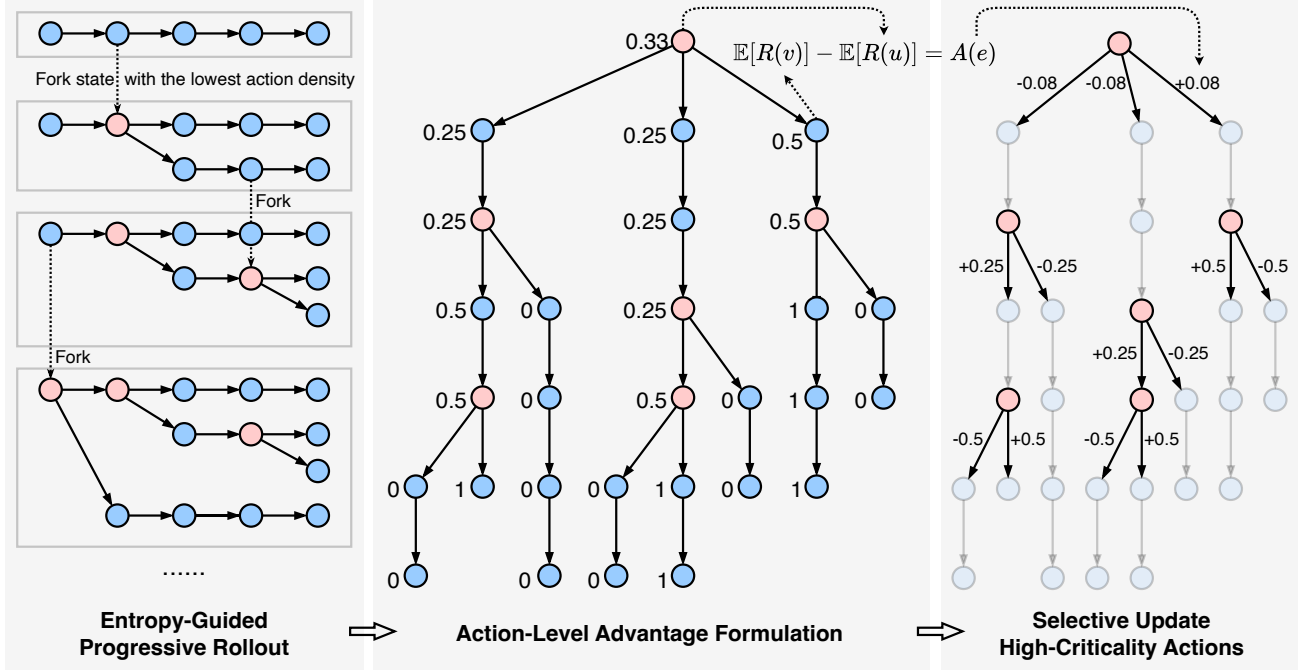


Figure 3. CARL Algorithm. In the rollout phase, CARL progressively forks the state with the lowest action density. Then, it assigns action-level credits to critical actions through an expected-reward-gain formulation: the expected reward of each state is estimated by averaging its successor states, and the advantage of an action is computed as the difference between the terminal and initial state. In the model update phase, low-criticality actions are excluded (grayed out) to reduce redundant computation.

For each action, represented by edge $e = (u, v)$ connecting parent node u and child node v , the advantage is defined as

$$A(e) = \mathbb{E}[R(v)] - \mathbb{E}[R(u)] \quad (11)$$

Intuitively, $A(e)$ measures how much taking action e improves the expected outcome compared to state u . This action-level advantage formulation provides an unbiased estimation of action-level reward regardless of tree structure. This unbiasedness does not require a full n -ary tree, requiring only that child nodes are sampled independently from $\pi_\theta(\cdot | u)$. This property distinguishes CARL from prior tree-based methods such as ARPO (Dong et al., 2025) and TreeRL (Hou et al., 2025), as analyzed in Appendix A.1.

Entropy-Guided Progressive Rollout. We leverage the flexibility brought by unbiasedness to dynamically allocate rollout budget in proportion to each state’s action entropy (Eq. (6)), thereby maximizing the criticality of collected actions. Specifically, we define the *action density* to measure the extent to which each state has been explored relative to its entropy:

$$d(s_t) = \frac{n(s_t)}{H_{\pi_\theta}(s_t)}, \quad (12)$$

where $n(s_t)$ denotes the number of children already sampled from s_t . At each expansion step, CARL greedily selects the node with the lowest action density to start with, as illustrated in Fig. 3.

In practice, we set an initial sample size N_0 , a hyperparameter, to control how many trajectories should be generated from scratch before the forking algorithm. This design improves stability by ensuring a basic set of candidates to start with. We present the progressive rollout algorithm in Appendix C.1.

Selective Update on High-Criticality Actions. As a result of entropy-guided rollout, the collected tree-structured trajectory $\mathcal{D}_{\text{roll}}$ comprises high-criticality actions with siblings and low-criticality actions without siblings. Each training sample is a tuple of state s_t , action a_t , and advantage A_t . As low-criticality actions have little impact on the final results, we exclude their data from model update to further improve efficiency and avoid incorrect learning. The resulting updating sample set \mathcal{D}_{upd} is

$$\mathcal{D}_{\text{upd}} = \{(s_t, a_t, A_t) \mid (s_t, a_t, A_t) \in \mathcal{D}_{\text{roll}}, |\text{child}(s_t)| > 1\}. \quad (13)$$

For each action, we follow the setting of GRPO to assign the action-level reward to all tokens within the action. The model is then updated on \mathcal{D}_{upd} using the PPO loss (Eq. 2).

Efficiency Analysis. CARL improves efficiency by reducing computing resource consumption for both phases of RL: trajectory collection and model update. For trajectory collection, we reuse the prefix of existing sequences without repeatedly rolling out from scratch. Under the condition that

the number of leaf nodes N remains unchanged, the total number of actions required is significantly reduced. Assume each trajectory contains T actions and the probability of an action being critical is uniformly distributed. The expected resource consumption as a proportion of the baseline equals

$$\frac{TN_0 + \frac{T}{2}N}{NT} = \frac{N_0}{N} + \frac{1}{2}. \quad (14)$$

When N_0 and N are set to 1 and 16 respectively in our default setting, CARL saves 44% of resources. When we increase N_0 to 8 in our best performance setting, CARL keeps the same rollout resource consumption as GRPO.

For model update, the sample size is further reduced by excluding low-criticality actions. Since forking an action without siblings introduces two critical actions, while forking from an action with siblings introduces only one, the number of actions used for training is bounded by

$$N + 1 \leq |\mathcal{D}_{\text{train}}| \leq 2N. \quad (15)$$

In contrast, GRPO uses TN action samples per question, where statistics show $\mathbb{E}[T] = 5$. Therefore, CARL uses 60% fewer actions for model update, substantially improving training efficiency.

6. Experiments

6.1. Experimental Setup

We follow the experimental settings of ASearcher (Gao et al., 2025), using a local retrieval server as search environment, which leverages the 2018 Wikipedia dump (Karpukhin et al., 2020) as information source and E5 (Wang et al., 2022) as the retriever. We evaluate on seven knowledge QA benchmarks, spanning single-hop (Natural Questions (Kwiatkowski et al., 2019), TriviaQA (Joshi et al., 2017), and PopQA (Mallen et al., 2022)) and multi-hop reasoning (HotpotQA (Yang et al., 2018), 2WikiMultiHopQA (Ho et al., 2020), MuSiQue (Trivedi et al., 2022), and Bamboogle (Press et al., 2023)), reporting F1 and LLM-as-Judge (LasJ) metrics consistent with Gao et al. (2025). We provide implementation details in Appendix C.

6.2. Main Results

In-Domain Evaluation. We first evaluate CARL under the same configuration as training on in-domain knowledge question-answering datasets, using a local retrieval server. Table 2 reports both performance (F1, LasJ) and efficiency metrics ($|\mathcal{D}_{\text{roll}}|$, $|\mathcal{D}_{\text{upd}}|$), where the latter captures the number of actions performed during rollout and the number of actions used for policy updates, respectively. Overall, CARL consistently outperforms GRPO across all settings with a significantly reduced number of update actions.

For non-reasoning models, the 3B variant yields modest improvements due to the model’s limited capability – trajectories tend to be short, and action-level rewards consequently provide less benefit. In contrast, CARL achieves more pronounced gains on the 7B variant, improving both F1 and LasJ by over 2 points. With the 7B backbone’s stronger foundational capabilities, CARL’s precise credit assignment enables the model to sustain longer agentic pipelines, increasing the average number of actions per task by 75%. Although rollout cost increases accordingly, the substantial reduction in update actions keeps the overall cost comparable, reflecting more rational resource allocation.

Considering the trade-off between performance and training cost, we conduct analytical experiments on the 4B reasoning model with a maximum of 10 actions. When the initial sample size is set to $N_0 = 1$, CARL-Lite achieves higher performance while using less than half the rollout cost and under 40% of the update samples. Increasing the initial sample size to $N_0 = 8$ further enhances stability and diversity, enabling CARL to surpass GRPO by 1.4 points on average while still maintaining superior efficiency. Extending the maximum actions to 32 further amplifies CARL’s advantage, with performance gains increasing to 2.2 points over GRPO.

These results demonstrate that CARL is a highly efficient RL algorithm for multi-turn search agents, achieving stronger performance through precise credit assignment while reducing training cost by eliminating redundant computation. Notably, the benefits amplify as models’ foundational capability gets stronger and trajectories get longer, suggesting increasing practical value on more complex tasks.

Baseline Comparison. To validate the effectiveness of CARL, we reproduce three related methods that improve GRPO from the rollout strategy perspective: TreeRPO (Yang et al., 2025b), TreeRL (Hou et al., 2025), and ARPO (Dong et al., 2025). Since these methods are originally designed for token-level tasks with different training configurations, we adapt them to multi-turn search tasks using the 4B reasoning backbone, ensuring an identical number of terminal states per group for fair comparison. Implementation details are provided in Appendix C.5. As shown in Table 2, all three baselines achieve efficiency gains over GRPO through tree-structured partial sampling. However, by focusing on critical actions, CARL-Lite achieves comparable performance with lower computational cost. When computing resource consumption is comparable, CARL exhibits superior performance.

Out of Domain Evaluations. We further evaluate the impact of CARL on the model’s out-of-distribution capability. We replace the local database with online search and website access tools and test agents on three more challenging benchmarks. Following ASearcher (Gao et al.,

Table 2. Results on Knowledge-Intensive Question Answering Benchmarks. $|\mathcal{D}_{\text{roll}}|$ Avg. and $|\mathcal{D}_{\text{upd}}|$ Avg. denote the average number of actions performed during rollout phase and samples used for model update per task, respectively. Lower values indicate reduced computational cost. The best results are in bold.

Method	Multi-Hop QA \uparrow								Single-Hop QA \uparrow						Avg. \uparrow		Efficiency \downarrow	
	2WikiMQA		HotpotQA		Bamboogle		Musique		NQ		TriviaQA		PopQA		F1	LasJ	$\mathcal{D}_{\text{roll}}$ Avg.	\mathcal{D}_{upd} Avg.
	F1	LasJ	F1	LasJ	F1	LasJ	F1	LasJ	F1	LasJ	F1	LasJ	F1	LasJ				
3B Non-Reasoning Models (max 32 actions)																		
Zero-Shot	16.1	22.9	16.4	26.8	19.0	23.2	8.4	8.1	19.4	30.5	27.6	50.5	19.3	25.8	18.0	26.8	-	-
GRPO	27.8	27.1	33.7	34.8	24.5	20.8	14.3	10.7	42.9	40.8	50.1	56.9	39.9	36.7	33.3	32.5	32.9	32.9
CARL	29.2	26.7	34.9	35.8	25.7	22.4	13.7	10.1	43.1	40.9	50.6	58.5	40.6	37.9	34.0	33.2	32.1	32.0
7B Non-Reasoning Models (max 32 actions)																		
Zero-Shot	17.3	30.8	17.4	36.7	16.5	36.8	9.2	12.9	22.0	45.4	26.3	61.3	20.5	36.9	18.5	37.3	-	-
GRPO	49.2	51.9	47.0	48.7	40.7	44.8	26.5	23.0	51.9	52.1	60.2	70.6	48.8	47.3	46.3	48.3	55.3	55.3
CARL	54.5	57.6	51.9	54.6	48.6	49.6	27.1	23.7	49.1	50.0	61.5	72.2	46.8	45.6	48.5	50.5	82.3	31.2
4B Reasoning Models (max 10 actions)																		
Zero-Shot	41.5	54.3	31.9	47.4	28.5	46.4	4.1	19.6	39.6	46.8	55.0	69.6	45.7	47.3	35.2	47.3	-	-
GRPO	70.9	73.4	60.7	64.4	55.1	58.4	33.4	32.5	54.9	54.5	68.6	79.5	55.2	53.5	57.0	59.5	80.9	80.9
TreeRPO	70.1	72.6	59.6	64.1	55.7	57.6	32.4	31.2	55.4	54.1	68.7	77.6	53.4	50.5	56.5	58.2	36.7	36.7
TreeRL	69.5	71.5	61.1	64.3	57.7	58.4	32.8	30.5	56.3	56.7	69.8	79.6	55.8	53.3	57.6	59.2	52.1	52.1
ARPO	68.7	70.4	60.9	65.3	59.6	61.6	32.6	31.2	55.7	56.1	70.8	81.6	55.3	52.7	57.7	59.8	57.2	57.2
CARL-Lite	69.1	71.8	59.2	62.9	61.1	61.6	34.6	33.0	55.5	56.4	70.1	80.1	54.0	51.7	57.6	59.6	39.8	30.5
CARL	70.6	72.2	60.8	65.1	60.7	63.2	33.7	32.3	57.0	58.6	69.7	79.9	56.2	53.5	58.4	60.5	81.8	32.0
4B Reasoning Models (max 32 actions)																		
GRPO	71.1	73.5	59.3	63.1	59.5	63.2	32.0	31.1	55.5	55.0	69.2	78.6	54.9	53.1	57.4	59.7	115.2	115.2
CARL	74.0	77.3	62.6	66.9	61.6	64.0	33.9	33.5	55.8	56.3	70.8	81.8	55.7	53.5	59.2	61.9	141.3	32.0

Table 3. Out-of-Distribution Evaluation. We use a 4B reasoning model with a 32-action budget, reporting mean (Avg@4) and best-of-four (Pass@4) accuracy across 4 random seeds.

Method	GAIA		Frames		xBench-DS	
	Avg@4	Pass@4	Avg@4	Pass@4	Avg@4	Pass@4
Zero-Shot	27.2	44.7	44.5	63.6	36.2	58.0
GRPO	30.6	49.5	53.2	71.2	46.0	71.0
CARL	32.5	54.4	57.1	75.8	46.0	70.0

2025), we evaluate each model with 4 random seeds and report both mean and best-of-four results. As shown in Table 3, CARL achieves significant higher performance on GAIA (Mialon et al., 2023) and Frames (Krishna et al., 2025), and achieves comparable performance on xBench-DeepSearch (Chen et al., 2025). This demonstrates the advantage of CARL’s critical-action-focused learning strategy in enhancing decision-making and mitigating overfitting, leading to stronger generalization.

6.3. Ablation Study

Here we provide a breakdown analysis of CARL by ablating its key components: action-level advantage formulation, entropy-guided progressive rollout, and selective update on high-criticality actions. Results are shown in Table 4.

Action-Level Advantage Formulation. To isolate the effect of action-level advantage formulation, we design a

variant (Exp. #1) that replaces action-level rewards with outcome rewards. This variant collects trajectories in the same manner as CARL. Differently, each root-to-leaf chain is treated as an independent trajectory, and the outcome reward is uniformly assigned to all critical actions within that trajectory. For those actions that appear in multiple root-to-leaf chains, we include every corresponding instance in the update set, each paired with its respective outcome reward. Compared with CARL (Exp. #4), this variant yields weaker performance due to the noisy credit assignment, demonstrating the advantage of action-level advantage formulation.

Entropy-Guided Progressive Rollout. To verify the necessity of entropy-guided progressive rollout, we design a variant (Exp. #2) by replacing CARL’s heuristic forking algorithm with random selection. Compared with entropy-guided (Exp. #4), random selection leads to a performance drop of 2.2 points in F1 and 2.4 points in LasJ. This demonstrates that entropy-guided progressive rollout plays a crucial role in CARL, as it directs exploration toward critical actions rather than treating all equally.

Selective Update on High-Criticality Actions. To assess the impact of excluding low-criticality actions during model update, we design a variant that retains all actions. Since the parent of each low-criticality action has only one child, the advantage will be zero according to our formulation. To avoid an uninformative zero advantage, we inherit the

Table 4. **Ablation Results.** $|\mathcal{D}_{\text{roll}}|$ Avg. and $|\mathcal{D}_{\text{upd}}|$ Avg. denote the average number of actions performed during rollout phase and samples used for model update per task, respectively. Row #4 (highlighted) represents the full CARL configuration. Best results are in bold.

#	Rollout	Reward	Update	F1 Avg.	LasJ Avg.	$ \mathcal{D}_{\text{roll}} $ Avg.	$ \mathcal{D}_{\text{upd}} $ Avg.
1	Entropy-Guided	Outcome	High-Criticality	52.9	55.0	65.8	45.5
2	Random	Action-Level	High-Criticality	56.2	58.1	91.2	30.1
3	Entropy-Guided	Action-Level	All	57.5	59.4	66.5	66.5
4	Entropy-Guided	Action-Level	High-Criticality	58.4	60.5	81.8	32.0

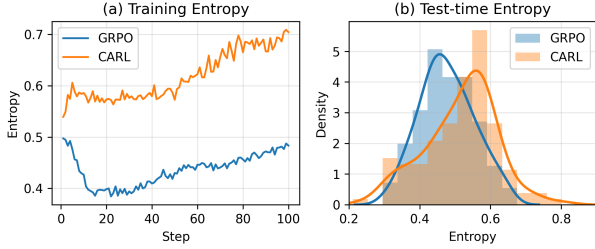


Figure 4. **Comparison of Entropy between CARL and GRPO.** CARL maintains consistently higher entropy than GRPO during training and evaluation, indicating stronger exploration capability.

advantage value from the parent’s incoming edge:

$$A(e) = \begin{cases} \mathbb{E}[R(v)] - \mathbb{E}[R(u)], & |\text{child}(u)| > 1 \\ A(e_{\text{parent}}), & |\text{child}(u)| = 1 \end{cases} \quad (16)$$

where e_{parent} denotes the incoming edge to node u . This means they contribute together to the expected reward gain. Comparing the variant that keeps all actions (Exp. #3) against CARL (Exp. #4), we observe that CARL provides a clear performance gain of around 1 point for both metrics under the comparable computational cost. This indicates that CARL achieves better allocation of computational resources through focusing on critical actions.

6.4. Analysis

In this section, we provide further analysis to investigate two research questions: **RQ1:** How does CARL achieve significant improvement on OOD benchmarks? **RQ2:** What are the characteristics of high-criticality actions?

Diversity Impact (RQ1). Recent works (Cheng et al., 2025; Cui et al., 2025; Yue et al., 2025) show that standard RL training will reduce model diversity and drive the policy to overly deterministic behavior. Diversity is important for agentic reasoning, as it enables the model to continuously reason and explore with the environment rather than jumping to conclusions prematurely.

Unlike GRPO, CARL selectively updates only critical actions instead of uniformly optimizing the entire trajectory. This conservative update scheme preserves model diversity. As shown in Fig. 4(a), the policy entropy of CARL remains

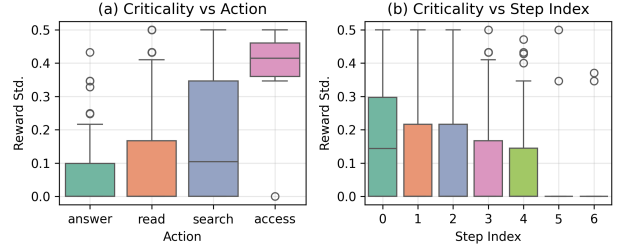


Figure 5. **Further Action Criticality Analysis.** Criticality distribution across (a) action types and (b) step positions. The distribution aligns with intuition but is not solely determined by type or position, necessitating per-action identification.

consistently higher than that of GRPO and continues to increase throughout training. In contrast, GRPO rapidly collapses to a lower-entropy regime and exhibits limited recovery, suggesting reduced exploration capacity as training proceeds. We also examine the entropy on unseen test datasets. As shown in Fig. 4(b), the entropy distribution of CARL is overall higher than that of GRPO, indicating that CARL maintains a higher-entropy policy and thereby has richer action diversity and stronger exploration potential. This explains CARL’s advantage on OOD benchmarks.

Further Action Criticality Analysis (RQ2). As shown in Fig. 5, we analyze action criticality across different action types and positions. Fig. 5(a) shows that *search* and *access* actions exhibit higher criticality than *read* and *answer* actions. This aligns with the intuition that selecting search keywords and URLs is more critical than summarizing information or generating answers. Also, in Fig. 5 (b), we can observe that the first few actions of the agent generally have a greater impact on the outcome than subsequent ones. However, the outcome is neither equally determined by all actions nor entirely determined by a single one, which verifies the necessity of dynamic critical action identification.

7. Conclusion

This paper analyzes the execution pipeline of multi-turn search agents and proposes CARL according to the discrepancy in action criticality. By focusing RL on critical actions, CARL effectively addresses two key limitations of GRPO: noisy credit assignment and redundant computation. As

large reasoning models and long-horizon agentic reasoning tasks continue to gain prominence, the design philosophy of CARL, focusing on critical actions, offers a principled and efficient solution for RL in such settings. In future work, we plan to extend CARL to more challenging tasks involving ultra-long-horizon agentic reasoning and multi-agent systems, where the benefits of critical-action-focused learning are expected to be even more pronounced.

References

- Browne, C. B., Powley, E., Whitehouse, D., Lucas, S. M., Cowling, P. I., Rohlfshagen, P., Tavener, S., Perez, D., Samothrakis, S., and Colton, S. A survey of monte carlo tree search methods. *IEEE Transactions on Computational Intelligence and AI in games*, 4(1):1–43, 2012.
- Chen, K., Ren, Y., Liu, Y., Hu, X., Tian, H., Xie, T., Liu, F., Zhang, H., Liu, H., Gong, Y., et al. xbench: Tracking agents productivity scaling with profession-aligned real-world evaluations. *arXiv preprint arXiv:2506.13651*, 2025.
- Cheng, D., Huang, S., Zhu, X., Dai, B., Zhao, W. X., Zhang, Z., and Wei, F. Reasoning with exploration: An entropy perspective. *arXiv preprint arXiv:2506.14758*, 2025.
- Cui, G., Zhang, Y., Chen, J., Yuan, L., Wang, Z., Zuo, Y., Li, H., Fan, Y., Chen, H., Chen, W., et al. The entropy mechanism of reinforcement learning for reasoning language models. *arXiv preprint arXiv:2505.22617*, 2025.
- Dong, G., Mao, H., Ma, K., Bao, L., Chen, Y., Wang, Z., Chen, Z., Du, J., Wang, H., Zhang, F., et al. Agentic reinforced policy optimization. *arXiv preprint arXiv:2507.19849*, 2025.
- Drouin, A., Gasse, M., Caccia, M., Laradji, I. H., Del Verme, M., Marty, T., Vazquez, D., Chapados, N., and Lacoste, A. WorkArena: How capable are web agents at solving common knowledge work tasks? In Salakhutdinov, R., Kolter, Z., Heller, K., Weller, A., Oliver, N., Scarlett, J., and Berkenkamp, F. (eds.), *Proceedings of the 41st International Conference on Machine Learning*, volume 235 of *Proceedings of Machine Learning Research*, pp. 11642–11662. PMLR, 21–27 Jul 2024. URL <https://proceedings.mlr.press/v235/drouin24a.html>.
- Fei, W., Kong, H., Liang, S., Lin, Y., Yang, Y., Tang, J., Chen, L., and Hua, X. Self-guided process reward optimization with masked step advantage for process reinforcement learning. *arXiv preprint arXiv:2507.01551*, 2025.
- Gao, J., Fu, W., Xie, M., Xu, S., He, C., Mei, Z., Zhu, B., and Wu, Y. Beyond ten turns: Unlocking long-horizon agentic search with large-scale asynchronous rl. *arXiv preprint arXiv:2508.07976*, 2025.
- Guo, D., Yang, D., Zhang, H., Song, J., Zhang, R., Xu, R., Zhu, Q., Ma, S., Wang, P., Bi, X., et al. Deepseek-r1: Incentivizing reasoning capability in llms via reinforcement learning. *arXiv preprint arXiv:2501.12948*, 2025.
- He, C., Luo, R., Bai, Y., Hu, S., Thai, Z., Shen, J., Hu, J., Han, X., Huang, Y., Zhang, Y., et al. Olympiadbench: A challenging benchmark for promoting agi with olympiad-level bilingual multimodal scientific problems. In *Proceedings of the 62nd Annual Meeting of the Association for Computational Linguistics (Volume 1: Long Papers)*, pp. 3828–3850, 2024.
- Hendrycks, D., Burns, C., Kadavath, S., Arora, A., Basart, S., Tang, E., Song, D., and Steinhardt, J. Measuring mathematical problem solving with the math dataset. *arXiv preprint arXiv:2103.03874*, 2021.
- Ho, X., Nguyen, A.-K. D., Sugawara, S., and Aizawa, A. Constructing a multi-hop qa dataset for comprehensive evaluation of reasoning steps. In *Proceedings of the 28th International Conference on Computational Linguistics*, pp. 6609–6625, 2020.
- Hou, Z., Hu, Z., Li, Y., Lu, R., Tang, J., and Dong, Y. Treerl: LLM reinforcement learning with on-policy tree search. In Che, W., Nabende, J., Shutova, E., and Pilehvar, M. T. (eds.), *Proceedings of the 63rd Annual Meeting of the Association for Computational Linguistics (Volume 1: Long Papers)*, ACL 2025, Vienna, Austria, July 27 - August 1, 2025, pp. 12355–12369. Association for Computational Linguistics, 2025. URL <https://aclanthology.org/2025.acl-long.604/>.
- Jin, B., Zeng, H., Yue, Z., Yoon, J., Arik, S., Wang, D., Zamani, H., and Han, J. Search-r1: Training llms to reason and leverage search engines with reinforcement learning. *arXiv preprint arXiv:2503.09516*, 2025.
- Joshi, M., Choi, E., Weld, D. S., and Zettlemoyer, L. Triviaqa: A large scale distantly supervised challenge dataset for reading comprehension. In *Proceedings of the 55th Annual Meeting of the Association for Computational Linguistics (Volume 1: Long Papers)*, pp. 1601–1611, 2017.
- Karpukhin, V., Oguz, B., Min, S., Lewis, P. S., Wu, L., Edunov, S., Chen, D., and Yih, W.-t. Dense passage retrieval for open-domain question answering. In *EMNLP (1)*, pp. 6769–6781, 2020.
- Kazemnejad, A., Aghajohari, M., Portelance, E., Sordoni, A., Reddy, S., Courville, A., and Roux, N. L. Vineppo: Refining credit assignment in rl training of llms. *arXiv preprint arXiv:2410.01679*, 2024.

- Kong, Z., Li, Y., Zeng, F., Xin, L., Messica, S., Lin, X., Zhao, P., Kellis, M., Tang, H., and Zitnik, M. Token reduction should go beyond efficiency in generative models—from vision, language to multimodality. *arXiv preprint arXiv:2505.18227*, 2025.
- Krishna, S., Krishna, K., Mohananey, A., Schwarcz, S., Stambler, A., Upadhyay, S., and Faruqui, M. Fact, fetch, and reason: A unified evaluation of retrieval-augmented generation. In *Proceedings of the 2025 Conference of the Nations of the Americas Chapter of the Association for Computational Linguistics: Human Language Technologies (Volume 1: Long Papers)*, pp. 4745–4759, 2025.
- Kwiatkowski, T., Palomaki, J., Redfield, O., Collins, M., Parikh, A., Alberti, C., Epstein, D., Polosukhin, I., Devlin, J., Lee, K., et al. Natural questions: a benchmark for question answering research. *Transactions of the Association for Computational Linguistics*, 7:453–466, 2019.
- Li, X., Dong, G., Jin, J., Zhang, Y., Zhou, Y., Zhu, Y., Zhang, P., and Dou, Z. Search-o1: Agentic search-enhanced large reasoning models. *arXiv preprint arXiv:2501.05366*, 2025.
- Lightman, H., Kosaraju, V., Burda, Y., Edwards, H., Baker, B., Lee, T., Leike, J., Schulman, J., Sutskever, I., and Cobbe, K. Let’s verify step by step. In *The Twelfth International Conference on Learning Representations*, 2023.
- Luo, L., Liu, Y., Liu, R., Phatale, S., Guo, M., Lara, H., Li, Y., Shu, L., Zhu, Y., Meng, L., et al. Improve mathematical reasoning in language models by automated process supervision. *arXiv preprint arXiv:2406.06592*, 2024.
- Mallen, A., Asai, A., Zhong, V., Das, R., Hajishirzi, H., and Khashabi, D. When not to trust language models: Investigating effectiveness and limitations of parametric and non-parametric memories. *arXiv preprint arXiv:2212.10511*, 7, 2022.
- Mialon, G., Fourrier, C., Wolf, T., LeCun, Y., and Scialom, T. Gaia: a benchmark for general ai assistants. In *The Twelfth International Conference on Learning Representations*, 2023.
- Press, O., Zhang, M., Min, S., Schmidt, L., Smith, N. A., and Lewis, M. Measuring and narrowing the compositionality gap in language models. In *Findings of the Association for Computational Linguistics: EMNLP 2023*, pp. 5687–5711, 2023.
- Robert, C. P. and Casella, G. Monte carlo statistical methods. In *Springer Texts in Statistics*, 2004. URL <https://api.semanticscholar.org/CorpusID:33807429>.
- Schulman, J., Wolski, F., Dhariwal, P., Radford, A., and Klimov, O. Proximal policy optimization algorithms. *arXiv preprint arXiv:1707.06347*, 2017.
- Setlur, A., Nagpal, C., Fisch, A., Geng, X., Eisenstein, J., Agarwal, R., Agarwal, A., Berant, J., and Kumar, A. Rewarding progress: Scaling automated process verifiers for llm reasoning. In *The Thirteenth International Conference on Learning Representations*, 2025.
- Shao, Z., Wang, P., Zhu, Q., Xu, R., Song, J., Bi, X., Zhang, H., Zhang, M., Li, Y., Wu, Y., et al. Deepseekmath: Pushing the limits of mathematical reasoning in open language models. *arXiv preprint arXiv:2402.03300*, 2024.
- Song, H., Jiang, J., Min, Y., Chen, J., Chen, Z., Zhao, W. X., Fang, L., and Wen, J.-R. R1-searcher: Incentivizing the search capability in llms via reinforcement learning. *arXiv preprint arXiv:2503.05592*, 2025.
- Tan, H., Pan, J., Lin, J., Chen, T., Zheng, Z., Tang, Z., and Yang, H. Gtpo and grpo-s: Token and sequence-level reward shaping with policy entropy. *arXiv preprint arXiv:2508.04349*, 2025.
- Team, Q. Qwen2.5: A party of foundation models, September 2024. URL <https://qwenlm.github.io/blog/qwen2.5/>.
- Tran, H., Yao, Z., and Yu, H. Exploiting tree structure for credit assignment in rl training of llms. *arXiv preprint arXiv:2509.18314*, 2025.
- Trivedi, H., Balasubramanian, N., Khot, T., and Sabharwal, A. Musique: Multihop questions via single-hop question composition. *Transactions of the Association for Computational Linguistics*, 10:539–554, 2022.
- Wang, H., Leong, C. T., Wang, J., Wang, J., and Li, W. Spa-rl: Reinforcing llm agents via stepwise progress attribution. *arXiv preprint arXiv:2505.20732*, 2025.
- Wang, L., Yang, N., Huang, X., Jiao, B., Yang, L., Jiang, D., Majumder, R., and Wei, F. Text embeddings by weakly-supervised contrastive pre-training. *arXiv preprint arXiv:2212.03533*, 2022.
- Wang, L., Ma, C., Feng, X., Zhang, Z., Yang, H., Zhang, J., Chen, Z., Tang, J., Chen, X., Lin, Y., et al. A survey on large language model based autonomous agents. *Frontiers of Computer Science*, 18(6):186345, 2024.
- Wang, P., Li, L., Shao, Z., Xu, R., Dai, D., Li, Y., Chen, D., Wu, Y., and Sui, Z. Math-shepherd: Verify and reinforce llms step-by-step without human annotations. arxiv e-prints, art. *arXiv preprint arXiv:2312.08935*, 2023.

- Wei, J., Sun, Z., Papay, S., McKinney, S., Han, J., Fulford, I., Chung, H. W., Passos, A. T., Fedus, W., and Glaese, A. Browsecomp: A simple yet challenging benchmark for browsing agents. *arXiv preprint arXiv:2504.12516*, 2025.
- Wei, T., Li, T.-W., Liu, Z., Ning, X., Yang, Z., Zou, J., Zeng, Z., Qiu, R., Lin, X., Fu, D., et al. Agentic reasoning for large language models. *arXiv preprint arXiv:2601.12538*, 2026.
- Wu, Y., Schuster, M., Chen, Z., Le, Q. V., Norouzi, M., Macherey, W., Krikun, M., Cao, Y., Gao, Q., Macherey, K., et al. Google’s neural machine translation system: Bridging the gap between human and machine translation. *arXiv preprint arXiv:1609.08144*, 2016.
- Xi, Z., Chen, W., Guo, X., He, W., Ding, Y., Hong, B., Zhang, M., Wang, J., Jin, S., Zhou, E., et al. The rise and potential of large language model based agents: A survey. *Science China Information Sciences*, 68(2):121101, 2025.
- Xinjie, Z., Gao, F., Song, X., Chen, Y., Yang, R., Fu, Y., Wang, Y., Iwasawa, Y., Matsuo, Y., and Li, I. Reagent: Reversible multi-agent reasoning for knowledge-enhanced multi-hop qa. In *Proceedings of the 2025 Conference on Empirical Methods in Natural Language Processing*, pp. 4067–4089, 2025.
- Yang, A., Li, A., Yang, B., Zhang, B., Hui, B., Zheng, B., Yu, B., Gao, C., Huang, C., Lv, C., Zheng, C., Liu, D., Zhou, F., Huang, F., Hu, F., Ge, H., Wei, H., Lin, H., Tang, J., Yang, J., Tu, J., Zhang, J., Yang, J., Yang, J., Zhou, J., Zhou, J., Lin, J., Dang, K., Bao, K., Yang, K., Yu, L., Deng, L., Li, M., Xue, M., Li, M., Zhang, P., Wang, P., Zhu, Q., Men, R., Gao, R., Liu, S., Luo, S., Li, T., Tang, T., Yin, W., Ren, X., Wang, X., Zhang, X., Ren, X., Fan, Y., Su, Y., Zhang, Y., Zhang, Y., Wan, Y., Liu, Y., Wang, Z., Cui, Z., Zhang, Z., Zhou, Z., and Qiu, Z. Qwen3 technical report. *arXiv preprint arXiv:2505.09388*, 2025a.
- Yang, Z., Qi, P., Zhang, S., Bengio, Y., Cohen, W. W., Salakhutdinov, R., and Manning, C. D. Hotpotqa: A dataset for diverse, explainable multi-hop question answering. *arXiv preprint arXiv:1809.09600*, 2018.
- Yang, Z., Guo, Z., Huang, Y., Liang, X., Wang, Y., and Tang, J. Treerpo: Tree relative policy optimization. *arXiv preprint arXiv:2506.05183*, 2025b.
- Yao, S., Zhao, J., Yu, D., Du, N., Shafran, I., Narasimhan, K. R., and Cao, Y. React: Synergizing reasoning and acting in language models. In *The eleventh international conference on learning representations*, 2022.
- Ye, R., Huang, K., Wu, Q., Cai, Y., Jin, T., Pang, X., Liu, X., Su, J., Qian, C., Tang, B., et al. Maslab: A unified and comprehensive codebase for llm-based multi-agent systems. *arXiv preprint arXiv:2505.16988*, 2025.
- Yu, T., Zhang, S., and Feng, Y. Auto-rag: Autonomous retrieval-augmented generation for large language models. *arXiv preprint arXiv:2411.19443*, 2024.
- Yue, Y., Chen, Z., Lu, R., Zhao, A., Wang, Z., Song, S., and Huang, G. Does reinforcement learning really incentivize reasoning capacity in llms beyond the base model? *arXiv preprint arXiv:2504.13837*, 2025.
- Zhang, W., Li, X., Dong, K., Wang, Y., Jia, P., Li, X., Zhang, Y., Xu, D., Du, Z., Guo, H., et al. Process vs. outcome reward: Which is better for agentic rag reinforcement learning. *arXiv preprint arXiv:2505.14069*, 2025.
- Zheng, Y., Fu, D., Hu, X., Cai, X., Ye, L., Lu, P., and Liu, P. Deepresearcher: Scaling deep research via reinforcement learning in real-world environments. *arXiv preprint arXiv:2504.03160*, 2025.

A. Further Analysis

A.1. The Unbiasedness of Advantage Formulation

CARL’s advantage estimation is unbiased because it preserves the recursive structure of the Bellman equation. Specifically, the expected reward of a state u is defined and estimated as:

$$\mathbb{E}[R(u)] = \sum_v p(v | u) \mathbb{E}[R(v)] = \frac{1}{N} \sum_{v_i \sim \pi_\theta(\cdot | u)} \mathbb{E}[R(v_i)] \quad (17)$$

Since each child v_i is sampled according to the policy π_θ , the sample mean is an unbiased estimator of the true expectation. This property propagates recursively from leaf nodes up to the root, ensuring that the advantage $A(e) = \mathbb{E}[R(v)] - \mathbb{E}[R(u)]$ remains unbiased at every edge of the tree.

Bias Analysis of Alternatives. TreeRL (Hou et al., 2025) computes state values by averaging over all descendant leaf nodes (Eq. 26). We now show that this value estimation is biased. Consider a state s with two possible subsequent states s_a and s_b . Suppose from s_a we sample n_a leaf nodes, each with reward R_a , and from s_b we sample n_b leaf nodes, each with reward R_b . The true state value is:

$$V^*(s) = \pi(a|s) \cdot R_a + \pi(b|s) \cdot R_b. \quad (18)$$

TreeRL estimates the value by:

$$\hat{V}(s) = \frac{n_a \cdot R_a + n_b \cdot R_b}{n_a + n_b}. \quad (19)$$

The difference between the expected value and true state value is

$$\mathbb{E}[\hat{V}(s)] - V^*(s) = \left(\mathbb{E} \left[\frac{n_a}{n_a + n_b} \right] - \pi(a|s) \right) R_a + \left(\mathbb{E} \left[\frac{n_b}{n_a + n_b} \right] - \pi(b|s) \right) R_b \quad (20)$$

$$= \left(\mathbb{E} \left[\frac{n_a}{n_a + n_b} \right] - \pi(a|s) \right) (R_a - R_b). \quad (21)$$

Since n_a and n_b depend on the sampling process and tree expansion strategy, $\frac{n_b}{n_a + n_b} \neq \pi(b|s)$ in general, therefore $\mathbb{E}[\hat{V}(s)] - V^*(s) \neq 0$ cannot be guaranteed. Therefore, the advantage computed based on the biased value is also biased.

Another alternative method is provided by ARPO (Dong et al., 2025), which computes trajectory-level advantages following GRPO, then averages them for shared tokens. For a token appearing in d trajectories with final rewards R_1, \dots, R_d , the shared advantage is:

$$\hat{A}^{\text{shared}} = \frac{1}{d} \sum_{i=1}^d \frac{R_i - \mu}{\sigma} = \frac{\bar{R} - \mu}{\sigma}, \quad (22)$$

where μ and σ are the mean and standard deviation computed over the entire batch, and $\bar{R} = \frac{1}{d} \sum_i R_i$. The true advantage for taking action a at state s is defined as:

$$A^*(s, a) = \mathbb{E}[R | s, a] - \mathbb{E}[R | s]. \quad (23)$$

ARPO’s estimator suffers from two sources of bias. First, the baseline μ is computed on batch level. We have $\mathbb{E}[\mu] \neq V^*(s)$, unless all trajectories in the batch originate from the same state s , which is generally not the case.

Second, the sample mean \bar{R} is not an unbiased estimator of $\mathbb{E}[R|s, a]$ when the d trajectories passing through the shared token have imbalanced continuations, just as discussed before. Suppose after taking action a at state s , the resulting state s' branches into substates s'_1 and s'_2 with $\pi(\cdot | s') = 0.5$ for each. If n_1 trajectories continue through s'_1 (with reward R_1) and n_2 through s'_2 (with reward R_2), then:

$$\bar{R} = \frac{n_1 R_1 + n_2 R_2}{n_1 + n_2} \quad (24)$$

$$\mathbb{E}[\bar{R}] = \mathbb{E} \left[\frac{n_1}{n_1 + n_2} \right] R_1 + \mathbb{E} \left[\frac{n_2}{n_1 + n_2} \right] R_2 \neq 0.5 R_1 + 0.5 R_2 = \mathbb{E}[R|s, a] \quad (25)$$

Table 5. Inference Efficiency Comparison. Token denotes the average number of tokens generated per action; Action denotes the average number of actions executed by the model.

	3B Non-Reasoning		7B Non-Reasoning		4B Reasoning	
	GRPO	CARL	GRPO	CARL	GRPO	CARL
Token	50.85	43.67	40.67	40.90	962.07	807.11
Action	3.40	3.27	4.30	7.52	4.90	4.56
F1	33.3	34.0	46.3	48.5	57.0	58.4
LasJ	32.5	33.2	48.3	50.5	59.5	60.5

Table 6. Computational Resource Comparison. We report GPU hours for training using the Qwen3-4B reasoning model as backbone, with all experiments conducted on A100.

Method	$ \mathcal{D}_{\text{roll}} $	$ \mathcal{D}_{\text{upd}} $	GPU Hours	F1 Avg.	LasJ Avg.
GRPO	80.9	80.9	423.05	57.0	59.5
CARL-Lite	39.8	30.5	253.17	57.6	59.6
CARL	81.8	32.0	403.92	58.4	60.5

The inequality holds whenever n_1 and n_2 are not identically distributed, which is clearly not guaranteed. Since the two biases arise from independent sources—batch composition and subtree sampling structure—they obviously cannot cancel, resulting in biased advantage estimates.

The unbiasedness of CARL’s estimator provides important practical benefits: it allows flexible adjustment of the sampling tree structure without introducing systematic errors in advantage estimation, which makes the uncertainty-guided progressive rollout algorithm possible. This decouples the exploration strategy from estimation correctness, enabling more efficient use of computational resources.

A.2. Inference Efficiency

We measure the inference efficiency and summarize the results in Table 5. Across all settings, CARL-trained models achieve comparable or lower per-action token usage compared to GRPO, indicating that CARL does not introduce unnecessary verbosity. For larger backbones such as the 7B non-reasoning variant, CARL further demonstrates its ability to support extended multi-step execution, enabling significantly longer action sequences and yielding performance gains exceeding 2 points. These advantages stem from action-level reward modeling and critical-action-focused model update.

A.3. Computational Resource

All of our experiments are conducted on $8 \times \text{A100}$ GPUs. We provide a comparison of computational resource usage in Table 6. CARL-Lite achieves the lowest GPU hours (253.17) by significantly reducing both rollout and update costs, while still outperforming GRPO on both metrics. CARL, with a larger initial sample size, increases rollout cost to a level comparable to GRPO, delivering larger performance improvements while still requiring fewer computational resources. These results confirm CARL’s efficiency advantages.

A.4. Case Study

We present an example of how CARL succeeds in accomplishing difficult tasks in Table 7. In this case, the GRPO-trained agent commits to an answer immediately after encountering a limited piece of evidence – “Crowell and Cash married in 1979”. In contrast, the CARL-trained agent exhibits a more cautious and plan-driven strategy, performing additional searches to explicitly verify the spouse information from multiple sources. Through this process, it found more comprehensive evidence – “Cash married her second husband, John Leventhal, in 1995” – and answers correctly. In this case, the third action is the most critical, as the decision of the model at this point determines whether it can obtain sufficient information for a correct answer.

Table 7. Case Study: Pipeline Comparison Between GRPO-Trained and CARL-Trained Agents. Ground Truth: John Leventhal.

#	GRPO	CARL
Question: Who is the spouse of the performer of song Hold On (Rosanne Cash Song)?		
1	<p>Think: The question asks for the spouse of the performer of the song "Hold On" specifically labeled as a "Rosanne Cash Song." ... I need to confirm whether Rosanne Cash is the performer of this song ... Without knowing the definitive performer, I cannot proceed to find their spouse ... the next logical step is to search for the song's performer ...</p> <p>Search: Who performed the song Hold On (Rosanne Cash Song)?</p>	<p>Think: I need to find out who the spouse of the performer of the song "Hold On" (described as a Rosanne Cash song) is. ... I'll start by searching to verify the performer of "Hold On" associated with Rosanne Cash to make sure I have the right person before looking for their spouse.</p> <p>Search: Who performs the song Hold On (Rosanne Cash song)?</p>
2	<p>Think: After reviewing the search results, I confirmed that Rosanne Cash is indeed the performer of "Hold On" ... Doc 1: "Hold On" is a song written and recorded by American country music artist Rosanne Cash ... The critical information about her spouse comes from Doc 5, which states: "Crowell and Cash married in 1979 ..." ... this almost certainly refers to Rodney Crowell ... Rosanne Cash's spouse is Rodney Crowell ...</p>	<p>Think: After reviewing the search results, I've identified that Rosanne Cash is the performer of the song "Hold On" (as indicated in Doc 1, ... I need to find information about Rosanne Cash's spouse. My next step should be to search for "Rosanne Cash spouse" to identify who her spouse is.</p>
3	<p>Think: Rosanne Cash is confirmed as the performer of the song "Hold On" ... "Crowell and Cash married in 1979" ... it's clear that "Crowell" refers to Rodney Crowell ... There's no indication in the search results of any other potential spouse ... the answer is sufficiently supported ...</p> <p>Answer: Rodney Crowell</p>	<p>Think: Okay, now that I've confirmed from the search results that Rosanne Cash is the performer of the song "Hold On", my next step is to find information about her spouse. ... I'll generate a search query for this information.</p> <p>Search: Rosanne Cash spouse</p>
4	(Finished)	<p>Think: From Document 1 (Wikipedia page for Rosanne Cash), it clearly states: "She married her second husband, John Leventhal, in 1995, and they have one son, Jakob ... Document 5 also provides confirmation: "Rosanne was married to country superstar, Rodney Crowell, from 1979 to 1992. She then married musician, John Leventhal." ... the answer is John Leventhal.</p>
5	(Finished)	<p>Think: After analyzing the search results for "Rosanne Cash spouse", I found clear information from multiple sources confirming that Rosanne Cash married John Leventhal in 1995.</p> <p>Answer: John Leventhal</p>

B. Discussion of Limitations

Baseline Capability Requirement. CARL is built on the assumption that model uncertainty correlates with action criticality. If the model confidently makes an incorrect decision, CARL will be less effective than GRPO, as it will not explore alternative choices for that action. In other words, CARL yields a higher performance ceiling only when the model possesses sufficient baseline capability. Under this condition, uncertainty serves as a reliable signal for identifying critical actions, allowing CARL to selectively refine them and achieve stronger overall performance.

This is empirically supported by our results in Table 2: CARL demonstrates larger improvements over GRPO on stronger base models (e.g., 7B vs. 3B non-reasoning models), where the model has greater foundational capacity to express more meaningful possibilities at key decision points.

Therefore, for more challenging tasks where agents exhibit low zero-shot performance, a cold-start phase via supervised fine-tuning (SFT) is necessary to establish basic competence before CARL can be applied for further unsupervised improvement.

Experiments. Due to limited computational resources, we have not yet extended CARL to larger reasoning models such as QwQ-32B, or evaluated it on more complex agentic benchmarks (Wei et al., 2025; Drouin et al., 2024) and multi-agent frameworks (Ye et al., 2025). We will validate our approach on them in future work.

C. Implementation Details

C.1. Uncertainty-Guided Progressive Rollout Algorithm

Here we provide the implementation details of the uncertainty-guided progressive rollout algorithm. As described in Algorithm 1, the rollout process consists of two phases. In the first phase, we generate N_0 trajectories from scratch to establish a basic set of candidate nodes. Notably, actions in this phase are not included in training. In the second phase, we iteratively select the state with the lowest action density to fork from.

Algorithm 1 Uncertainty-Guided Progressive Forking

```

1: Input: Policy  $\pi_\theta$ , root state  $s_0$ , total rollouts  $N$ , initial sample size  $N_0$ 
2: Output: Sampled tree  $\mathcal{T}$ 
3: Initialize  $\mathcal{T} \leftarrow \{s_0\}$ , state buffer  $\mathcal{S} \leftarrow \emptyset$ 
4: for  $i = 1$  to  $N_0$  do
5:    $\tau \leftarrow \text{ROLLOUTFROM}(s_0; \pi_\theta)$ 
6:   for each  $(s, a)$  in  $\tau$  do
7:      $h \leftarrow \text{ENTROPY}(a)$ 
8:     Add  $(s, h, 1)$  to  $\mathcal{S}$  // record (state, uncertainty, count)
9:   end for
10: end for
11: for  $i = 1$  to  $N$  do
12:   Select  $(\hat{h}, \hat{s}, \hat{n})$  with biggest  $\hat{h}/\hat{n}$  from  $\mathcal{S}$  // pick the state with the lowest action density
13:    $\tau \leftarrow \text{ROLLOUTFROM}(\hat{s}; \pi_\theta)$ 
14:    $T \leftarrow T + 1$ 
15:   for each  $(s', a')$  in  $\tau$  do
16:      $h' \leftarrow \text{ENTROPY}(a')$ 
17:     if  $s' = \hat{s}$  then
18:        $\hat{h} \leftarrow \frac{h' + \hat{h} \cdot \hat{n}}{\hat{n} + 1}$ ,  $\hat{n} \leftarrow \hat{n} + 1$ 
19:       Update  $(\hat{h}, \hat{s}, \hat{n})$  in  $\mathcal{S}$  // Update uncertainty
20:     else
21:       Add  $(s', h', 1)$  to  $\mathcal{S}$  // insert new candidate
22:     end if
23:   end for
24: end for

```

C.2. Tree-Based Advantage Estimation Algorithm

Here we provide the implementation details of the tree-based advantage estimation algorithm. As described in Algorithm 2, the calculation process is implemented by two deep first searches. In the first pass (Bottom-up Value Estimation), we propagate rewards from leaf nodes to the root. In the second pass (Top-down Advantage Collection), we compute the advantage $\mathcal{A}(u)$ for each action. This process yields a set of advantage-action-paired samples \mathcal{D} for policy update.

Algorithm 2 Tree-based Advantage Estimation

```

1: Input: Reasoning Tree  $\mathcal{T}$  with root node  $u_{\text{root}}$ 
2: Output: Advantage training dataset  $\mathcal{D}$ 
3: Initialize  $\mathcal{D} \leftarrow \emptyset$ 

// Phase 1: Bottom-up Value Estimation (Post-Order DFS)
4: Procedure ESTIMATEVALUE( $u$ )
5: if  $u$  is a leaf node then
6:    $\mathcal{V}(u) \leftarrow R(u)$  // Final reward from environment
7: else
8:   for each child  $v$  in  $u.\text{children}$  do
9:     ESTIMATEVALUE( $v$ )
10:  end for
11:   $\mathcal{V}(u) \leftarrow \frac{1}{|u.\text{children}|} \sum_v \mathcal{V}(v)$  // Mean value aggregation
12: end if
13: End Procedure

// Phase 2: Top-down Advantage Collection (Pre-Order DFS)
14: Procedure COLLECTADVANTAGE( $u, \mathcal{V}_{\text{parent}}$ )
15: if  $u \neq u_{\text{root}}$  then
16:    $\mathcal{A}(u) \leftarrow \mathcal{V}(u) - \mathcal{V}_{\text{parent}}$ 
17:   Add ( $\text{seq}_u, \mathcal{A}(u)$ ) to  $\mathcal{D}$  // Record sequence and local advantage
18: end if
19: for each child  $v$  in  $u.\text{children}$  do
20:   COLLECTADVANTAGE( $v, \mathcal{V}(u)$ )
21: end for
22: End Procedure

// Main Execution
23: ESTIMATEVALUE( $u_{\text{root}}$ )
24: COLLECTADVANTAGE( $u_{\text{root}}, 0$ )
    
```

C.3. Training Details

We adopt Qwen2.5-3B and Qwen2.5-7B (Team, 2024) as backbones for non-reasoning models, and Qwen3-4B (Yang et al., 2025a) as the backbone for reasoning models. We use a valid subset of ASearcher-base with invalid questions excluded for training stability. The reward function combines a format reward with an F1-based answer reward. Due to computational constraints, we adopt different hyperparameter configurations for the two model types: non-reasoning models are trained with a batch size of 128 and a learning rate of 5×10^{-6} ; reasoning models use a batch size of 64 and a learning rate of 1×10^{-5} . All models are trained for 100 optimization steps, except for 4B reasoning models with a maximum of 32 actions, which are trained for 50 steps due to computational resource constraints.

C.4. Evaluation Metrics

Following ASearcher (Gao et al., 2025), we adopt two complementary metrics to evaluate answer quality from different perspectives: F1 as a rule-based metric, and LLM-as-Judge (LasJ) as a model-based metric. F1 measures the word-level overlap between predictions and reference answers, computed as the harmonic mean of precision and recall. LasJ evaluates correctness by prompting GPT-5-nano-2025-08-07 to compare model predictions against reference answers, outputting a binary judgment. The evaluation prompt is shown in Fig. 6.


```

You are an evaluation assistant. Please determine if the predicted answer is
equivalent to the labeled answer.

Question: {question}
Labeled Answer: {gt_answer}
Predicted Answer: {pred_answer}

Did the model give an answer **equivalent** to the labeled answer? Please respond
with "Correct" if they are equivalent, or "Incorrect" if they are not equivalent.

The output should in the following json format:

```json
{
 "rationale": <your rationale>,
 "judgement": "Correct" or "Incorrect"
}
```
    
```

Figure 6. Prompt template for LLM-based answer evaluation. Placeholders in *italics* are replaced with actual values during evaluation.

C.5. Related Baselines

TreeRPO. TreeRPO (Yang et al., 2025b) focuses on math reasoning tasks and leverages tree-structured sampling to provide rewards for intermediate reasoning steps. It splits the reasoning process into fixed-length segments, converting single-step reasoning into multi-step reasoning. During the rollout phase, it forks at the end of each segment, resulting in a full tree structure. Samples sharing the same parent node are then grouped together for GRPO’s group-relative reward computation. In its original design, TreeRPO samples a full 8-ary tree with a maximum depth of 3. However, the sample size grows exponentially with tree depth, resulting in unaffordable computational costs for agentic tasks. To achieve a fair comparison, we perform partial expansion by randomly selecting a limited number of nodes to fork, ensuring that the number of leaf nodes remains consistent across all methods.

TreeRL. TreeRL (Hou et al., 2025) also focuses on math reasoning tasks and further removes the group constraint. For intermediate reward computation, it proposes a hybrid advantage calculation algorithm that combines local advantages and global advantages, which can be expressed as:

$$V(s_n) = \frac{1}{|L(s_n)|} \sum_{l \in L(s_n)} R(l) \quad (26)$$

$$R(s_n) = \underbrace{|L(s_n)|^{-1/2}}_{\text{Re-weight Factor}} \cdot \left(\underbrace{V(s_n) - V(\text{root})}_{\text{Global Advantage}} + \underbrace{V(s_n) - V(p(s_n))}_{\text{Local Advantage}} \right) \quad (27)$$

where s_n denotes a reasoning step, $L(s_n)$ denotes the set of leaf nodes descending from s_n , and $p(s_n)$ denotes the parent of node s_n .

ARPO. ARPO (Dong et al., 2025) applies tree-structured sampling to multi-turn agentic reasoning by branching reasoning paths if entropy increases after tool calling. Specifically, it computes a normalized entropy change $\Delta H_t = \text{Normalize}(H_t - H_{\text{initial}})$, where H_t is the step-level entropy after tool-call step t . The partial sampling probability is then determined by:

$$P_t = \alpha + \beta \cdot \Delta H_t, \quad \text{Action}(P_t) = \begin{cases} \text{Branch}(Z), & \text{if } P_t > \tau \\ \text{Continue}, & \text{otherwise} \end{cases} \quad (28)$$

where α is a base sampling probability, β is an entropy weight, and τ is a predefined threshold. When P_t exceeds τ , ARPO branches Z additional partial reasoning paths from the current node. For advantage computation, ARPO first calculates the group-relative advantage $\hat{A}_{i,t}$ for each leaf node following GRPO. For shared tokens that appear in d trajectories, it uses an averaged advantage: $\hat{A}_{i,t}^{\text{shared}} = \frac{1}{d} \sum_{i=1}^d \hat{A}_{i,t}$.