

---

# QoSDIFF: AN IMPLICIT TOPOLOGICAL EMBEDDING LEARNING FRAMEWORK LEVERAGING DENOISING DIFFUSION AND ADVERSARIAL ATTENTION FOR ROBUST QoS PREDICTION

---

A PREPRINT

**Guanchen Du**

College of Mathematics and Computer Science  
Shantou University, Shantou, Guangdong, China  
22gcdu@stu.edu.cn

**Jianlong Xu \***

College of Mathematics and Computer Science  
Shantou University, Shantou, Guangdong, China  
xujianlong@stu.edu.cn

**Wei Wei**

College of Mathematics and Computer Science  
Shantou University, Shantou, Guangdong, China  
22wwei@stu.edu.cn

December 2025

## ABSTRACT

Accurate Quality of Service (QoS) prediction is fundamental to service computing, providing essential data-driven guidance for service selection and ensuring superior user experiences. However, prevalent approaches, particularly Graph Neural Networks (GNNs), heavily rely on constructing explicit user-service interaction graphs. This dependency introduces severe scalability bottlenecks and limits performance when explicit connections are sparse or corrupted by noise. To address these challenges, this paper introduces *QoSDiff*, a novel embedding learning framework that bypasses the prerequisite of explicit graph construction. Specifically, it leverages a denoising diffusion probabilistic model to recover intrinsic latent structures from noisy initializations. To further capture high-order interactions, we propose an adversarial interaction module that integrates a bidirectional hybrid attention mechanism. This adversarial paradigm dynamically distinguishes informative patterns from noise, enabling a dual-perspective modeling of intricate user-service associations. Extensive experiments on two large-scale real-world datasets demonstrate that *QoSDiff* significantly outperforms state-of-the-art baselines. Notably, the results highlight the framework's superior cross-dataset generalization capability and exceptional robustness against data sparsity and observational noise.

**Keywords** Quality of Service prediction, Web services, Graph neural networks, Multi-order attention mechanism, Adversarial learning, Gumbel-Softmax sampling, Sparse matrix modeling, User-service interaction, Deep learning for service computing

## 1 Introduction

Quality of Service (QoS) stands as a crucial non-functional property within the realm of Web services, encompassing essential performance metrics like response time and throughput [1]. Accordingly, QoS prediction is defined as the task of estimating performance-related metrics of service invocations by capturing the underlying interactions between users and services. With the accelerated development of cloud computing and Internet of Things (IoT) technologies, there has been an explosive increase in Web services that offer comparable functionalities but exhibit varying QoS attributes. Crucially, the absence of robust QoS assessment frameworks frequently results in suboptimal service choices, thereby

---

\*Corresponding author.

leading to a marked deterioration in user satisfaction [2]. It is noteworthy that accurate QoS prediction models are instrumental in supporting the broader service ecosystem. Their predictive outputs are vital for critical downstream applications, including service selection [3], service composition [4], and service recommendation [5]. Consequently, establishing an effective and dependable QoS prediction methodology has emerged as a core scientific challenge within the domain of service computing [6].

Early research predominantly adopted Collaborative Filtering (CF), which infers missing QoS values by exploiting historical user feedback and modeling similarity structures among users [7]. Although CF-based approaches can effectively uncover latent patterns in user–service interactions, they inherently suffer from issues such as the cold-start problem and high computational overhead [8]. These drawbacks substantially restrict their scalability and robustness, particularly in dynamic, large-scale, and highly sparse service environments that are characteristic of many real-world applications [9].

Since the breakthrough of AlexNet [10], deep learning has demonstrated powerful feature extraction capabilities across a wide range of tasks, particularly in computer vision [11]. These capabilities not only significantly improve prediction accuracy but also streamline the overall learning process. Within the QoS prediction domain, Wu et al. [12] proposed CSMF, a model that leverages fully connected neural networks to learn latent representations, thereby enhancing prediction performance. However, fully connected networks are inherently limited in modeling graph-structured data, leading Zeng et al. [8] to contend that relying solely on such architectures yields suboptimal results.

With the rise of graph neural networks (GNNs) [13], significant progress has been made in learning representations for graph-structured data across various domains, including recommender systems and spatial modeling [14]. Their advantage lies in the ability to incorporate topological information directly into the learning process, enabling more effective embedding of high-order relationships. In the context of QoS prediction, Li et al. [15] and Liu et al. [16] successfully leveraged GNNs to capture the latent structural correlations between users and services. Their methods have shown promising results and established GNNs as a powerful tool in this domain.

Despite the potential shown by graph neural networks in the field of QoS prediction, their practical applications still face three key challenges:

1. **Intractability of Explicit Graph Construction:** The rapid proliferation of Web services complicates the construction of reliable interaction graphs. In large-scale scenarios, defining explicit edges between massive numbers of users and services not only incurs prohibitive costs in terms of topology modeling but also introduces significant noise due to sparsity. As interaction data expands, maintaining an accurate adjacency structure becomes increasingly intractable for traditional GNNs.
2. **Limitations in Modeling Implicit Topological Relationships:** Traditional message-passing-based graph learning methods face considerable challenges in effectively modeling graph structures when explicit topological relationships are absent. This limitation is particularly evident in service invocation scenarios such as those involving cross-domain service combinations, where underlying connections are often implicit.
3. **Susceptibility to Environmental Noise and Outliers:** The real-world Web service environment is inherently volatile. QoS data is frequently contaminated by stochastic noise resulting from network fluctuations, server congestion, or temporary failures. Most existing models operate under the assumption of reliable observations and lack dedicated mechanisms to distinguish between intrinsic data patterns and random perturbations. Consequently, their predictive performance deteriorates significantly when exposed to such noisy and unstable environments.

To address the aforementioned limitations, we propose *QoSDiff*, a novel QoS prediction framework comprising two core components: a *Diffusion-based Embedding Learning Module* (DELM) and an *Adversarial Attention-based Interaction Module* (AAIM). The DELM is inspired by denoising diffusion probabilistic models (DDPMs) [17] and learns user–service embeddings by progressively denoising latent representations from Gaussian noise. By operating directly on sparse and noisy interaction data rather than relying on fully specified service graphs, DELM alleviates the overhead of explicit graph construction, improves scalability in large-scale service environments, and enhances robustness to missing or perturbed topological information. Unlike conventional DDPMs, which are primarily designed for continuous image data and typically employ UNet-based samplers [18], DELM instantiates an attention-based [19] denoising sampler tailored to the discrete embedding space of QoS observations.

While DELM excels at reconstructing robust static representations from sparse and noisy data, accurate QoS prediction further necessitates capturing the dynamic, reciprocal dependencies inherent in user–service interactions. To bridge the gap between static embedding learning and dynamic interaction modeling, we incorporate the Adversarial Attention-based Interaction Module. Unlike traditional CF-based techniques [8, 16] that often implicitly assume a unilateral “user selects service” pattern, AAIM adopts a generator–discriminator architecture to progressively refine the interactive




Figure 1: **QoSDiff** can effectively learn embeddings for QoS prediction even in the absence of explicit graph structures.

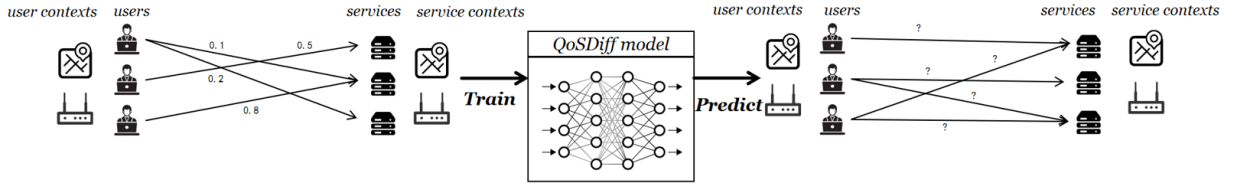


Figure 2: Illustration of the QoS prediction task in QoSDiff. Observed user–service interactions with known QoS values  $r_{ij}$  and context attributes are used to train the prediction model  $f_\theta$ . The trained model then estimates the missing QoS values  $\hat{r}_{ij}$  for unseen user–service pairs  $(i, j) \in \bar{\Omega}$ .

representations. Within the generator, we propose a *Bidirectional Hybrid Attention Mechanism* (BHAM) that explicitly models the mutual influence between users and services. This adversarial interplay not only aligns the feature distributions but also serves as a secondary denoising stage, yielding embeddings that are both expressive and resilient to environmental perturbations.

The main contributions of this work are summarized as follows:

1. We propose a DELM that leverages the denoising process of probabilistic diffusion models to learn robust representations directly from interaction data, avoiding explicit graph construction and thereby improving both scalability and robustness to missing or noisy structural information.
2. Within DELM, we design an attention-driven denoising diffusion sampler specifically tailored to discrete embedding spaces. This sampler performs noise estimation and refinement directly in the discrete domain, overcoming the limitations of continuous UNet-style diffusion architectures.
3. We develop an AAIM equipped with a BHAM, which captures bidirectional user–service dependencies and enhances high-order interaction modeling while mitigating the impact of noisy observations.
4. We conduct comprehensive experiments on two benchmark QoS datasets, demonstrating clear improvements over existing methods and confirming the contribution of each proposed component through ablation studies.

The rest of this paper is organized as follows. Section II presents the problem definition. In Section III, we present the technical details of our approach, which is based on the denoising diffusion model framework. Section IV provides a detailed presentation of the experiments and their results. Section V reviews related work on QoS prediction. Section VI concludes the paper and discusses future work.

## 2 Problem Definitions

### Definition 1 (User and Service Sets).

Let  $U = \{u_1, u_2, \dots, u_m\}$  denote the set of  $m$  service users, where each  $u_i$  represents an individual requester. Similarly, let  $S = \{s_1, s_2, \dots, s_n\}$  denote the set of  $n$  accessible Web services, where each  $s_j$  represents a unique service provider.

**Definition 2 (Context Attributes and Embeddings).**

Let  $\mathcal{A}^U = \{A_1^U, A_2^U, \dots, A_p^U\}$  denote the set of available user context fields, where  $p$  is the number of attribute types. For a specific user  $u_i$ , let  $x_i^{(k)}$  represent the raw value/index of the  $k$ -th attribute in  $\mathcal{A}^U$ . To capture the latent semantics of each attribute, we assign a specific embedding matrix  $\mathbf{E}_k^U \in \mathbb{R}^{V_k^U \times d}$  to each context field  $k$ , where  $V_k^U$  is the vocabulary size of that field and  $d$  is the embedding dimension. Consequently, the raw attribute  $y_j^{(l)}$  is mapped to a dense vector  $\mathbf{e}_j^{(k)} \in \mathbb{R}^d$ . Similarly, we define the service context attribute set  $\mathcal{A}^S = \{A_1^S, A_2^S, \dots, A_q^S\}$  and, for each  $A_\ell^S$ , an embedding matrix  $\mathbf{E}_\ell^S \in \mathbb{R}^{V_\ell^S \times d}$ , where  $V_\ell^S$  is the vocabulary size of the  $\ell$ -th service context field.

*Remark:*

The composition of  $\mathcal{A}^U$  and  $\mathcal{A}^S$  varies across datasets. For instance, in the WSDream dataset, the user context set includes  $\mathcal{A}^U = \{\text{AS}, \text{Country}, \text{Region}\}$ ; while in the EEL dataset, it focuses on network topology attributes such as  $\mathcal{A}^U = \{\text{ISP}, \text{Province}\}$ . Our framework flexibly adapts to these different context configurations via the aforementioned embedding mechanism.

**Definition 3 (QoS Matrix).**

The historical invocation records between users and services are modeled as a user-service QoS matrix  $R \in \mathbb{R}^{m \times n}$ . Each entry  $r_{ij}$  in  $R$  represents the observed QoS value (e.g., response time or throughput) of service  $s_j$  invoked by user  $u_i$ . Since a user typically invokes only a limited number of services,  $R$  is a sparse matrix. Unobserved entries are treated as missing values (e.g., denoted by a special symbol “?”) and are not used directly as zeros during training.

**Definition 4 (QoS Prediction Task).**

Given the user set  $U = \{u_1, u_2, \dots, u_m\}$ , the service set  $S = \{s_1, s_2, \dots, s_n\}$ , their corresponding context attribute spaces  $\mathcal{A}^U$  and  $\mathcal{A}^S$ , and the historical QoS matrix  $R \in \mathbb{R}^{m \times n}$ , the objective of QoS prediction is to estimate the missing QoS value  $r_{ij}$  for any user-service pair  $(u_i, s_j)$  where the entry in  $R$  is unobserved.

Let  $\Omega = \{(i, j) \mid r_{ij} \text{ is observed}\}$  denote the set of known QoS records, and let  $\bar{\Omega} = \{(i, j) \mid r_{ij} \text{ is unobserved}\}$  denote the set of missing entries. We consider a parametric prediction model  $f_\theta$  with learnable parameters  $\theta$ , and the QoS prediction task aims to learn  $\theta$  such that

$$f_\theta : (u_i, s_j, \mathcal{A}^U, \mathcal{A}^S, R) \rightarrow \hat{r}_{ij},$$

where the predicted value  $\hat{r}_{ij}$  approximates the true QoS value  $r_{ij}$  for all  $(i, j) \in \bar{\Omega}$ .

In other words, the goal is to infer

$$\hat{r}_{ij} = f_\theta(u_i, s_j, \mathcal{A}^U, \mathcal{A}^S, R), \quad \forall (i, j) \in \bar{\Omega},$$

by leveraging (i) the latent embeddings derived from user and service context attributes (as described in Definitions 1–2), and (ii) the observed interaction signals encoded in the sparse QoS matrix  $R$ .

For clarity, we distinguish between raw QoS values and the normalized targets used during training. Let  $\Omega \subseteq \{1, \dots, m\} \times \{1, \dots, n\}$  denote the set of observed user-service pairs. For each  $(i, j) \in \Omega$ , we use  $r_{ij}$  to denote the original QoS value and  $y_{ij}$  to denote its normalized counterpart after applying a fixed preprocessing procedure (e.g., min-max scaling). The prediction model  $f_\theta$  outputs  $\hat{y}_{ij}$  as an estimate of  $y_{ij}$ , and the final predicted QoS  $\hat{r}_{ij}$  can be recovered by reversing the normalization if needed. Unless otherwise specified, all loss functions and evaluation metrics in the following sections are computed on  $\{(u_i, s_j, y_{ij})\}$ .

### 3 Methodology

In this section, we provide a detailed description of the proposed QoSDiff framework. As outlined in the Introduction, the overall architecture comprises two core components: a Diffusion-based Embedding Learning Module (DELM) and an Adversarial Attention-based Interaction Module (AAIM), as illustrated in Fig. 3. The DELM leverages a denoising diffusion process to learn latent user and service embeddings by progressively denoising representations initialized from a Gaussian distribution. These refined embeddings are subsequently fed into the AAIM, where adversarially trained attention mechanisms capture high-order user-service dependencies, thereby enabling accurate and robust prediction of missing QoS values, even under sparse and noisy observation conditions.

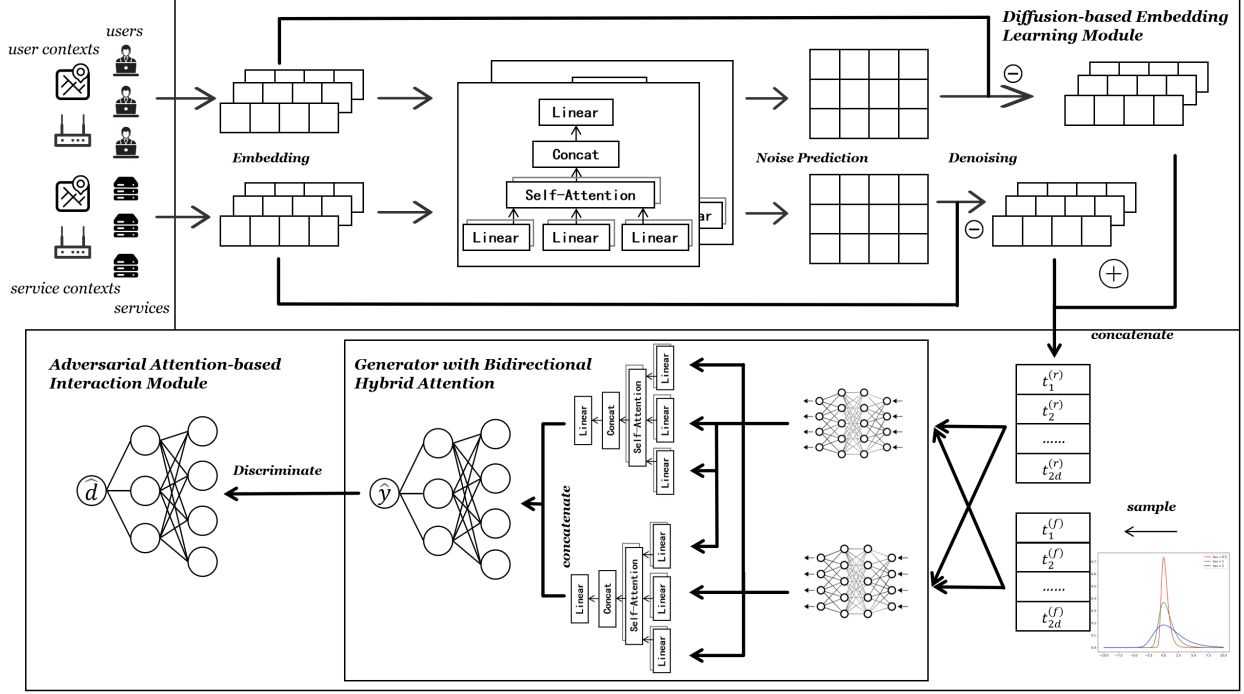


Figure 3: Overall architecture of the proposed QoSDiff framework.

### 3.1 Diffusion-based Embedding Learning Module (DELM)

#### 3.1.1 Context-aware Embedding Parameterization

Embedding-based parameterization maps discrete user/service identifiers and heterogeneous context fields into a shared continuous latent space, thereby alleviating data sparsity and enabling downstream modules to capture richer semantic relatedness among users and services, while simultaneously providing a well-structured representation space that is amenable to our denoising diffusion-based probabilistic modeling. Based on Definition 2, we construct context-aware representations for both users and services by aggregating their identity and attribute-specific embeddings.

On the user side, in addition to the context embedding matrices  $\{\mathbf{E}_k^U\}_{k=1}^p$ , we maintain a user identity embedding matrix  $\mathbf{E}_{\text{ID}}^U \in \mathbb{R}^{m \times d}$ . For each user  $u_i$ , the corresponding identity embedding is

$$\mathbf{e}_i^{\text{ID},U} = \mathbf{E}_{\text{ID}}^U[i] \in \mathbb{R}^d. \quad (1)$$

According to Definition 2, the embedding of the  $k$ -th user context field  $A_k^U \in \mathcal{A}^U$  is obtained by indexing the associated embedding matrix  $\mathbf{E}_k^U \in \mathbb{R}^{V_k^U \times d}$  with the raw attribute value  $x_i^{(k)}$ , i.e.,

$$\mathbf{e}_i^{(k),U} = \mathbf{E}_k^U[x_i^{(k)}] \in \mathbb{R}^d, \quad k = 1, \dots, p. \quad (2)$$

Similarly, on the service side we maintain a service identity embedding matrix  $\mathbf{E}_{\text{ID}}^S \in \mathbb{R}^{n \times d}$ . For each service  $s_j$ , its identity embedding is

$$\mathbf{e}_j^{\text{ID},S} = \mathbf{E}_{\text{ID}}^S[j] \in \mathbb{R}^d. \quad (3)$$

For each service context field  $A_\ell^S \in \mathcal{A}^S$  with embedding matrix  $\mathbf{E}_\ell^S \in \mathbb{R}^{V_\ell^S \times d}$ , the corresponding embedding for  $s_j$  is given by

$$\mathbf{e}_j^{(\ell),S} = \mathbf{E}_\ell^S[y_j^{(\ell)}] \in \mathbb{R}^d, \quad \ell = 1, \dots, q. \quad (4)$$

In this way, both users and services are embedded into a shared  $d$ -dimensional latent space, where each representation jointly encodes identity information and all available context attributes.

### 3.1.2 Single-step Denoising Diffusion Formulation

Instead of relying on GNN-based message passing—which often introduces scalability bottlenecks and over-smoothing issues—we propose a diffusion-guided embedding learning strategy. We conceptualize the embedding initialization process as a reverse denoising generative task. Specifically, we treat the randomly initialized embeddings of users and services as samples drawn from a standard Gaussian distribution (i.e., pure noise). A Denoising Diffusion Probabilistic Model (DDPM) is then employed to iteratively refine these noisy representations into informative latent codes.

Unlike standard DDPMs that require a lengthy Markov chain of  $T$  steps, we reframe the embedding learning problem as a *single-step* denoising generative process. We postulate that the randomly initialized embedding matrices are not merely arbitrary noise, but rather can be viewed as the result of a single forward diffusion step applied to an ideal, latent semantic representation. This perspective allows us to efficiently recover the intrinsic structural information by reversing this single noise injection operation.

**Forward Process as Initialization** Let  $\mathbf{x}_0 \in \mathbb{R}^d$  denote the ideal, noiseless embedding vector (for a user or service) that perfectly captures the latent semantics. We define a forward diffusion process with a single timestep ( $T = 1$ ), which corrupts  $\mathbf{x}_0$  into the observed noisy state  $\mathbf{x}_1$ :

$$q(\mathbf{x}_1|\mathbf{x}_0) = \mathcal{N}(\mathbf{x}_1; \sqrt{\alpha_1}\mathbf{x}_0, (1 - \alpha_1)\mathbf{I}), \quad (5)$$

where  $\alpha_1 = 1 - \beta_1$  controls the signal-to-noise ratio. In our framework, the observed state  $\mathbf{x}_1$  corresponds to the actual initialized values in our embedding lookup tables. To theoretically align our diffusion formulation with standard deep learning initialization practices, we calibrate the noise schedule based on the properties of Kaiming Initialization. Specifically, for an embedding dimension  $d$ , Kaiming initialization samples weights from  $\mathcal{N}(0, \frac{2}{d}\mathbf{I})$ . By equating the variance of the diffusion noise term to this initialization variance, we explicitly set the noise schedule parameters as:

$$\beta_1 = \frac{2}{d}, \quad \alpha_1 = 1 - \frac{2}{d}. \quad (6)$$

This alignment allows us to approximately interpret the initialized embeddings as

$$\mathbf{x}_1 = \sqrt{\alpha_1}\mathbf{x}_0 + \sqrt{1 - \alpha_1}\boldsymbol{\epsilon}, \quad \boldsymbol{\epsilon} \sim \mathcal{N}(\mathbf{0}, \mathbf{I}). \quad (7)$$

**Single-Step Reconstruction** Our goal is to reverse this process to recover the ideal embedding  $\mathbf{x}_0$ . We employ a parameterized denoising network  $\epsilon_\theta$  (implemented via the Attention mechanism described in Sec. 3.1.1) to estimate the noise component  $\boldsymbol{\epsilon}$  present in  $\mathbf{x}_1$ . Based on the DDPM reverse sampling derivation, the reconstruction of the ideal embedding  $\hat{\mathbf{x}}_0$  is formulated as:

$$\hat{\mathbf{x}}_0 = \frac{1}{\sqrt{\alpha_1}} (\mathbf{x}_1 - \sqrt{1 - \alpha_1}\epsilon_\theta(\mathbf{x}_1)) + \sqrt{\beta_1}\mathbf{z}, \quad (8)$$

where  $\mathbf{z} \sim \mathcal{N}(\mathbf{0}, \mathbf{I})$  represents the stochasticity in the generative process. Substituting the derived Kaiming parameters  $\alpha_1 = 1 - \frac{2}{d}$ , the final update rule for refining any arbitrary embedding vector  $\mathbf{e}$  becomes:

$$\hat{\mathbf{e}} = \frac{1}{\sqrt{1 - \frac{2}{d}}} \left( \mathbf{e} - \sqrt{\frac{2}{d}}\epsilon_\theta(\mathbf{e}) \right) + \sqrt{\frac{2}{d}}\mathbf{z}. \quad (9)$$

This formulation explicitly subtracts the predicted network noise from the initialized matrix to approach the ideal low-noise state.

### 3.1.3 Attention-based Noise Prediction Network

While standard DDPMs rely on CNN-based U-Net[18] architectures, such designs are ill-suited for our task due to their dependence on spatial locality—an inductive bias intrinsic to images but absent in discrete identity embeddings. Applying convolution kernels to non-grid latent vectors imposes artificial structural constraints.

To address this, we propose a lightweight Attention-based Noise Prediction Module. Unlike CNNs, the self-attention mechanism  $\epsilon_\theta$  naturally captures global dependencies across latent dimensions without spatial assumptions, offering a more structurally aligned solution for vector-based denoising.

$$\epsilon_\theta(\mathbf{x}) = \text{Linear}(\text{MultiHeadAttn}(\mathbf{x}, \mathbf{x}, \mathbf{x})), \quad (10)$$

where the Query, Key, and Value are all derived from the current state  $\mathbf{x}$ . This design allows the model to recalibrate the feature dimensions during the denoising process dynamically.

### 3.1.4 Parallel Attribute Refinement and Aggregation

To capture fine-grained semantic features, we apply the denoising rule in Eq. (9) *independently* to each identity and context attribute embedding before aggregation. Specifically, for the generic variable  $\mathbf{e}$  in Eq. (9), we substitute it with the specific embedding components defined in Sec. 3.1.1:

- **User Side:** The user identity embedding  $\mathbf{e}_i^{\text{ID},U}$  and each user context attribute embedding  $\mathbf{e}_i^{(k),U}$  (where  $k = 1 \dots p$ , e.g., AS, Country).
- **Service Side:** The service identity embedding  $\mathbf{e}_j^{\text{ID},S}$  and each service context attribute embedding  $\mathbf{e}_j^{(\ell),S}$  (where  $\ell = 1 \dots q$ , e.g., AS, Provider).

Distinct attention-based denoising networks are trained for each attribute type to capture their specific data distributions. After obtaining the refined embeddings (denoted as  $\hat{\mathbf{e}}$ ), we aggregate them to form the final holistic representations. For a user  $u_i$ , the final latent vector  $\mathbf{z}_i^U$  is obtained by summing the refined components followed by layer normalization:

$$\mathbf{z}_i^U = \text{LayerNorm} \left( \hat{\mathbf{e}}_i^{\text{ID},U} + \sum_{k=1}^p \hat{\mathbf{e}}_i^{(k),U} \right). \quad (11)$$

Similarly, for a service  $s_j$ , the final representation  $\mathbf{z}_j^S$  is derived as:

$$\mathbf{z}_j^S = \text{LayerNorm} \left( \hat{\mathbf{e}}_j^{\text{ID},S} + \sum_{\ell=1}^q \hat{\mathbf{e}}_j^{(\ell),S} \right). \quad (12)$$

This separate-then-aggregate strategy ensures that the intrinsic structure of each attribute is robustly recovered before they are fused for downstream interaction modeling.

The overall procedure of the Diffusion-based Embedding Learning Module (DELM) is summarized in Algorithm 1.

### Framework Analysis: Generative Embedding Learning vs. Graph Neural Networks

The proposed framework shifts the paradigm from predictive graph learning to generative denoising, effectively resolving three inherent limitations of GNN-based methods:

Addressing the intractability of explicit graph construction, our approach eliminates the dependency on pre-defined adjacency matrices. While traditional GNNs face quadratic computational costs and noise from sparse edge definition, our DDPM-based model operates directly within the continuous latent space. By conceptualizing embedding learning as a reverse diffusion process, we bypass massive graph materialization, ensuring scalability and immunity to topology-induced noise in large-scale service ecosystems.

To overcome GNNs' limitation in modeling implicit relationships—typically restricted by local message passing and the homophily assumption—we employ a global attention-based noise estimator. This mechanism captures all-to-all dependencies, identifying latent semantic alignments between topologically distant users and services. Moreover, by integrating global graph statistics during the diffusion phase, our framework generates informative priors for low-degree nodes, significantly enhancing representation quality in sparse and cold-start settings [20].

Regarding susceptibility to environmental noise, our framework offers superior stability compared to deterministic GNNs, which often amplify stochastic outliers. Grounded in probabilistic diffusion theory, our objective is explicitly designed to recover intrinsic signals from Gaussian noise. This inherent "denoising" mechanism acts as a robust filter against network fluctuations and data outliers, yielding stable embeddings even in volatile environments.

## 3.2 Adversarial Attention-based Interaction Module (AAIM)

Built upon the diffusion-based embeddings learned in the previous subsection, we now turn to modeling the high-order interactions between users and services. Classical MF-based [21] approaches project users and services into a shared latent space and estimate unknown QoS values via inner products. While effective at capturing simple linear associations, such MF formulations fall short in modeling the complex nonlinear dependencies that underlie real user-service interactions, and they are further hampered by sparsity and noise in practical Web service environments. Likewise, CF-based [8] methods exploit user-user or service-service similarity for recommendation, but their performance often degrades severely in sparse or cold-start scenarios, and they are highly sensitive to noisy observations.

To address these limitations, we propose an Adversarial Attention-based Interaction Module (AAIM) that couples a generative adversarial network with a bidirectional hybrid attention mechanism. In our design, the generator

**Algorithm 1** Diffusion-based Embedding Learning Module (DELM)

---

**Require:** User set  $U = \{u_1, \dots, u_m\}$ , service set  $S = \{s_1, \dots, s_n\}$ ; user context values  $\{x_i^{(k)}\}$  for  $k = 1, \dots, p$ ; service context values  $\{y_j^{(\ell)}\}$  for  $\ell = 1, \dots, q$ ; embedding matrices  $\mathbf{E}_{\text{ID}}^U$ ,  $\{\mathbf{E}_k^U\}_{k=1}^p$ ,  $\mathbf{E}_{\text{ID}}^S$ ,  $\{\mathbf{E}_\ell^S\}_{\ell=1}^q$ ; diffusion parameters  $\alpha_1, \beta_1$  (e.g.,  $\beta_1 = 2/d$ ,  $\alpha_1 = 1 - 2/d$ ).

**Ensure:** Refined user embeddings  $\{\mathbf{z}_i^U\}_{i=1}^m$  and service embeddings  $\{\mathbf{z}_j^S\}_{j=1}^n$ .

- 1:  $\triangleright$  Initialization as a single-step forward diffusion
- 2: Initialize all embedding matrices by Kaiming initialization so that each row  $\sim \mathcal{N}(\mathbf{0}, \frac{2}{d}\mathbf{I})$ .
- 3:
- 4: **procedure** SINGLESTEPRECONSTRUCT( $\mathbf{e}, \epsilon_\theta, \alpha_1, \beta_1$ )
- 5:   Sample  $\mathbf{z} \sim \mathcal{N}(\mathbf{0}, \mathbf{I})$
- 6:    $\hat{\mathbf{e}} \leftarrow \epsilon_\theta(\mathbf{e})$
- 7:    $\hat{\mathbf{e}} \leftarrow \frac{1}{\sqrt{\alpha_1}}(\mathbf{e} - \sqrt{1 - \alpha_1}\hat{\mathbf{e}}) + \sqrt{\beta_1}\mathbf{z}$
- 8:   **return**  $\hat{\mathbf{e}}$
- 9: **end procedure**
- 10:  $\triangleright$  User-side refinement
- 11: **for** each user  $u_i \in U$  **do**
- 12:    $\mathbf{e}_i^{\text{ID},U} \leftarrow \mathbf{E}_{\text{ID}}^U[i]$
- 13:   **for**  $k = 1$  to  $p$  **do**
- 14:      $\mathbf{e}_i^{(k),U} \leftarrow \mathbf{E}_k^U[x_i^{(k)}]$
- 15:   **end for**
- 16:    $\hat{\mathbf{e}}_i^{\text{ID},U} \leftarrow \text{SINGLESTEPRECONSTRUCT}(\mathbf{e}_i^{\text{ID},U}, \epsilon_\theta^{\text{ID},U}, \alpha_1, \beta_1)$
- 17:   **for**  $k = 1$  to  $p$  **do**
- 18:      $\hat{\mathbf{e}}_i^{(k),U} \leftarrow \text{SINGLESTEPRECONSTRUCT}(\mathbf{e}_i^{(k),U}, \epsilon_\theta^{(k),U}, \alpha_1, \beta_1)$
- 19:   **end for**
- 20:    $\mathbf{z}_i^U \leftarrow \text{LayerNorm}(\hat{\mathbf{e}}_i^{\text{ID},U} + \sum_{k=1}^p \hat{\mathbf{e}}_i^{(k),U})$
- 21: **end for**
- 22:  $\triangleright$  Service-side refinement
- 23: **for** each service  $s_j \in S$  **do**
- 24:    $\mathbf{e}_j^{\text{ID},S} \leftarrow \mathbf{E}_{\text{ID}}^S[j]$
- 25:   **for**  $\ell = 1$  to  $q$  **do**
- 26:      $\mathbf{e}_j^{(\ell),S} \leftarrow \mathbf{E}_\ell^S[y_j^{(\ell)}]$
- 27:   **end for**
- 28:    $\hat{\mathbf{e}}_j^{\text{ID},S} \leftarrow \text{SINGLESTEPRECONSTRUCT}(\mathbf{e}_j^{\text{ID},S}, \epsilon_\theta^{\text{ID},S}, \alpha_1, \beta_1)$
- 29:   **for**  $\ell = 1$  to  $q$  **do**
- 30:      $\hat{\mathbf{e}}_j^{(\ell),S} \leftarrow \text{SINGLESTEPRECONSTRUCT}(\mathbf{e}_j^{(\ell),S}, \epsilon_\theta^{(\ell),S}, \alpha_1, \beta_1)$
- 31:   **end for**
- 32:    $\mathbf{z}_j^S \leftarrow \text{LayerNorm}(\hat{\mathbf{e}}_j^{\text{ID},S} + \sum_{\ell=1}^q \hat{\mathbf{e}}_j^{(\ell),S})$
- 33: **end for**

---

adopts a dual-perspective attention architecture that simultaneously models users' attention over services and services' attention over users, thereby capturing mutual, high-order user-service dependencies in a unified framework. The discriminator, in turn, is trained to differentiate real interaction patterns—constructed from the learned user and service embeddings—from synthetic samples generated via Gumbel-Softmax-based perturbations. This adversarial training paradigm encourages the generator to produce interaction representations that are both expressive and robust to noise, ultimately leading to more accurate QoS prediction in sparse and complex service environments.

### 3.2.1 Real and Synthetic Interaction Embeddings

Specifically, after the embedding learning stage, we obtain refined user-side and service-side representations, denoted by  $\mathbf{z}_i^U$  and  $\mathbf{z}_j^S$ , respectively. To better model the complex high-order dependencies encoded in these representations, we first concatenate the two matrices to construct a unified interaction matrix  $\mathbf{T}$ , formulated as follows:

$$\mathbf{T} = \mathbf{z}_i^U \parallel \mathbf{z}_j^S, \quad (13)$$



where  $\mathbf{T}$  denotes the unified interaction representation obtained by concatenating the user-side embedding  $\mathbf{z}_i^U$  and the service-side embedding  $\mathbf{z}_j^S$ . This matrix serves as the “real” input embedding to the prediction layer.

To enable adversarial training, we further construct a synthetic (fake) counterpart. Unlike standard GANs that generate samples from scratch, we employ a *Noise Injection Mechanism* to create synthetic interaction patterns. This approach ensures that the fake embeddings share the same continuous support space as the real embeddings but lack the intrinsic semantic structure, forcing the discriminator to learn meaningful feature distributions.

To generate the fake interaction embedding, we first sample a noise matrix from a standard Gaussian distribution:

$$\mathbf{N} \sim \mathcal{N}(0, 1) \in \mathbb{R}^{B \times 2d}, \quad (14)$$

where  $B$  is the batch size and  $2d$  corresponds to the concatenated dimension.

To introduce further stochasticity and cover a broader noise distribution, we apply a scaled perturbation:

$$\mathbf{F} = \mathbf{N} + \tau \cdot \epsilon, \quad \epsilon \sim \mathcal{U}(-1, 1), \quad (15)$$

where  $\epsilon$  represents uniform noise and  $\tau$  is a scaling factor controlling the noise intensity. This resulting matrix  $\mathbf{F}$  serves as the fake input embedding. By training the discriminator to distinguish the structured  $\mathbf{T}$  from the unstructured  $\mathbf{F}$ , the generator is incentivized to produce highly robust interaction representations that are resilient to random perturbations.

### 3.2.2 Detail of Generator(Bidirectional Hybrid Attention Mechanism)

Given either a real interaction embedding or a Gumbel–Softmax–generated pseudo-sample, the generator is responsible for producing a refined interaction representation and the corresponding QoS prediction. Let  $\mathbf{z}_i^U \in \mathbb{R}^d$  and  $\mathbf{z}_j^S \in \mathbb{R}^d$  denote the refined user and service embeddings obtained from the previous embedding learning stage. For a mini-batch of  $B$  user–service pairs  $(u_i, s_j)$ , we first construct the batch-wise interaction matrix

$$\mathbf{T} = [\mathbf{t}_{ij}^{(1)}; \mathbf{t}_{ij}^{(2)}; \dots; \mathbf{t}_{ij}^{(B)}] \in \mathbb{R}^{B \times 2d}, \quad (16)$$

where each row corresponds to a concatenated interaction vector

$$\mathbf{t}_{ij}^{(b)} = \mathbf{z}_i^U \parallel \mathbf{z}_j^S \in \mathbb{R}^{2d}. \quad (17)$$

In the real-sample branch,  $\mathbf{T}$  is instantiated by the unified interaction embedding in (13), whereas in the fake-sample branch it is replaced by the Gumbel–Softmax pseudo-sample  $\mathbf{F}$  constructed in the previous subsection.

To capture directional dependencies from users to services and from services to users, the generator instantiates a bidirectional hybrid attention block. Concretely, we first obtain two projected interaction representations through distinct linear transformations followed by a nonlinearity:

$$\mathbf{H}^{(U \rightarrow S)} = \sigma(\mathbf{T}\mathbf{W}_1^\top + \mathbf{1}\mathbf{b}_1^\top), \quad (18)$$

$$\mathbf{H}^{(S \rightarrow U)} = \sigma(\mathbf{T}\mathbf{W}_2^\top + \mathbf{1}\mathbf{b}_2^\top), \quad (19)$$

where  $\sigma(\cdot)$  is the ReLU activation,  $\mathbf{W}_1, \mathbf{W}_2 \in \mathbb{R}^{d_h \times 2d}$  and  $\mathbf{b}_1, \mathbf{b}_2 \in \mathbb{R}^{d_h}$  are learnable parameters,  $d_h$  denotes the hidden dimensionality and  $\mathbf{1} \in \mathbb{R}^B$  is an all-ones column vector. The  $b$ -th rows of  $\mathbf{H}^{(U \rightarrow S)}$  and  $\mathbf{H}^{(S \rightarrow U)}$ , denoted by  $\mathbf{h}_{ij}^{(U \rightarrow S)}$  and  $\mathbf{h}_{ij}^{(S \rightarrow U)}$ , are then treated as one-step sequences and fed into two multi-head attention (MHA) blocks to model mutual interactions:

$$\tilde{\mathbf{h}}_{ij}^{(U \rightarrow S)} = \text{MHA}_{U \rightarrow S}(\mathbf{h}_{ij}^{(U \rightarrow S)}, \mathbf{h}_{ij}^{(U \rightarrow S)}, \mathbf{h}_{ij}^{(S \rightarrow U)}), \quad (20)$$

$$\tilde{\mathbf{h}}_{ij}^{(S \rightarrow U)} = \text{MHA}_{S \rightarrow U}(\mathbf{h}_{ij}^{(S \rightarrow U)}, \mathbf{h}_{ij}^{(S \rightarrow U)}, \mathbf{h}_{ij}^{(U \rightarrow S)}), \quad (21)$$

where  $\text{MHA}_{U \rightarrow S}(\cdot)$  and  $\text{MHA}_{S \rightarrow U}(\cdot)$  denote two independent multi-head attention modules with shared embedding size  $d_h$  and a predefined number of heads. The first MHA block emphasizes how a user attends to different aspects of the service representation, while the second focuses on how the service attends back to the user, thus forming a bidirectional interaction pattern.

The outputs of the two attention branches are concatenated and passed through a lightweight feed-forward network with layer normalization:

$$\mathbf{g}_{ij} = \tilde{\mathbf{h}}_{ij}^{(U \rightarrow S)} \parallel \tilde{\mathbf{h}}_{ij}^{(S \rightarrow U)} \in \mathbb{R}^{2d_h}, \quad (22)$$

$$\mathbf{g}_{ij}^{(1)} = \text{LN}_1(\sigma(\mathbf{W}_3\mathbf{g}_{ij} + \mathbf{b}_3)), \quad (23)$$

$$\mathbf{g}_{ij}^{(2)} = \text{LN}_2(\sigma(\mathbf{W}_4\mathbf{g}_{ij}^{(1)} + \mathbf{b}_4)), \quad (24)$$

where  $\mathbf{W}_3 \in \mathbb{R}^{d_g \times 2d_h}$ ,  $\mathbf{W}_4 \in \mathbb{R}^{d_o \times d_g}$ ,  $\mathbf{b}_3 \in \mathbb{R}^{d_g}$ ,  $\mathbf{b}_4 \in \mathbb{R}^{d_o}$  are learnable parameters,  $d_g$  and  $d_o$  denote intermediate dimensions, and  $\text{LN}_1(\cdot)$ ,  $\text{LN}_2(\cdot)$  are layer normalization operators.

Finally, the generator produces a scalar prediction through a sigmoid-activated output layer:

$$\hat{y}_{ij} = \sigma(\mathbf{w}_5^\top \mathbf{g}_{ij}^{(2)} + b_5), \quad (25)$$

where  $\mathbf{w}_5 \in \mathbb{R}^{d_o}$  and  $b_5 \in \mathbb{R}$  are trainable parameters. The resulting  $\hat{y}_{ij} \in (0, 1)$  represents either the predicted QoS value (after appropriate rescaling) or, in the adversarial setting, the generator's confidence score associated with the given interaction input. By jointly modeling user-to-service and service-to-user attention within a unified architecture, the generator can capture rich, high-order user-service dependencies and produce expressive interaction representations for subsequent adversarial optimization.

### 3.2.3 Detail of Discriminator

The discriminator is designed to distinguish real interaction signals from those synthesized by the generator, and thereby provide an adversarial supervision signal for training the whole AAIM framework. Given a scalar interaction score  $s_{ij}$  associated with a user-service pair  $(u_i, s_j)$  (e.g., a ground-truth QoS value or the generator's predicted score  $\hat{y}_{ij}$ ), the discriminator maps  $s_{ij}$  to a real-valued credibility score  $D(s_{ij})$  that reflects how likely the input originates from the real data distribution.

Formally, we first normalize the input into a one-dimensional vector and pass it through a lightweight multi-layer perceptron with leaky-ReLU activations, batch normalization, and dropout regularization:

$$\mathbf{h}_{ij}^{(1)} = \text{LReLU}(\mathbf{W}^{(1)} s_{ij} + \mathbf{b}^{(1)}), \quad (26)$$

$$\tilde{\mathbf{h}}_{ij}^{(1)} = \text{Dropout}\left(\text{BN}^{(1)}\left(\mathbf{h}_{ij}^{(1)}\right)\right), \quad (27)$$

$$\mathbf{h}_{ij}^{(2)} = \text{LReLU}(\mathbf{W}^{(2)} \tilde{\mathbf{h}}_{ij}^{(1)} + \mathbf{b}^{(2)}), \quad (28)$$

$$\tilde{\mathbf{h}}_{ij}^{(2)} = \text{Dropout}\left(\text{BN}^{(2)}\left(\mathbf{h}_{ij}^{(2)}\right)\right), \quad (29)$$

where  $\mathbf{W}^{(1)}$ ,  $\mathbf{W}^{(2)}$  and  $\mathbf{b}^{(1)}$ ,  $\mathbf{b}^{(2)}$  are learnable weight matrices and bias vectors,  $\text{LReLU}(\cdot)$  denotes the leaky-ReLU activation,  $\text{BN}^{(1)}(\cdot)$  and  $\text{BN}^{(2)}(\cdot)$  are batch normalization layers, and  $\text{Dropout}(\cdot)$  is a dropout operator with predefined keep probabilities. The hidden dimensionality of  $\mathbf{h}_{ij}^{(1)}$  and  $\mathbf{h}_{ij}^{(2)}$  is denoted by  $d_D$ , which controls the capacity of the discriminator.

The final discrimination score is obtained through a sigmoid-activated output neuron with a fixed scaling factor:

$$D(s_{ij}) = \gamma \cdot \sigma(\mathbf{w}^\top \tilde{\mathbf{h}}_{ij}^{(2)} + b^{(3)}), \quad (30)$$

where  $\mathbf{w} \in \mathbb{R}^{d_D}$  and  $b^{(3)} \in \mathbb{R}$  are trainable parameters,  $\sigma(\cdot)$  denotes the logistic sigmoid function, and  $\gamma > 0$  is a constant scaling coefficient that stretches the output range for numerical stability.

During adversarial training, the discriminator is optimized to assign higher scores  $D(s_{ij})$  to real interaction samples (constructed from ground-truth QoS observations and their corresponding embeddings) and lower scores to fake samples produced by the generator. Conversely, the generator is trained to produce synthetic interaction scores that maximize  $D(s_{ij})$ , thus encouraging the learned interaction representations to be indistinguishable from those derived from real data and enhancing the robustness of QoS prediction under sparse and noisy conditions.

### 3.2.4 Forward Propagation of AAIM

To summarize the above components, we now describe the forward propagation of the proposed AAIM module for a given batch of user-service pairs and the procedure is summarized in 2. For each observed interaction  $(u_i, s_j) \in \mathcal{O}$ , we first construct the real interaction embedding  $\mathbf{t}_{ij}^{(r)}$  and the synthetic (fake) embedding  $\mathbf{t}_{ij}^{(f)}$ :

$$\mathbf{t}_{ij}^{(r)} = \mathbf{z}_i^U \parallel \mathbf{z}_j^S, \quad \mathbf{t}_{ij}^{(f)} = \mathbf{F}_{ij}, \quad (31)$$

where  $\mathbf{F}_{ij}$  denotes the Gumbel-Softmax-based pseudo-sample introduced in the previous subsection.

Both embeddings are then fed into the generator to produce two predicted QoS scores:

$$\hat{y}_{ij}^{(r)} = G(\mathbf{t}_{ij}^{(r)}), \quad \hat{y}_{ij}^{(f)} = G(\mathbf{t}_{ij}^{(f)}), \quad (32)$$

**Algorithm 2** Forward Propagation of AAIM

**Require:** Batch of observed user–service pairs  $\mathcal{B} \subseteq \mathcal{O}$ ; refined embeddings  $\{\mathbf{z}_i^U\}, \{\mathbf{z}_j^S\}$ ; noise scale  $\tau$ ; generator  $G(\cdot)$ ; discriminator  $D(\cdot)$

**Ensure:** Real and fake predictions  $\hat{\mathbf{y}}^{(r)}, \hat{\mathbf{y}}^{(f)}$ ; discriminator scores  $\hat{\mathbf{d}}^{(r)}, \hat{\mathbf{d}}^{(f)}$

0.5ex

- 1: Initialize empty vectors  $\hat{\mathbf{y}}^{(r)}, \hat{\mathbf{y}}^{(f)}, \hat{\mathbf{d}}^{(r)}, \hat{\mathbf{d}}^{(f)}$
- 2: Compute batch size  $B \leftarrow |\mathcal{B}|$  ▷ Construct real interaction embeddings
- 3: For each  $(u_i, s_j) \in \mathcal{B}$ :
- 4:    $\mathbf{t}_{ij}^{(r)} \leftarrow \mathbf{z}_i^U \parallel \mathbf{z}_j^S$
- 5: Stack  $\{\mathbf{t}_{ij}^{(r)}\}$  into matrix  $\mathbf{T}^{(r)} \in \mathbb{R}^{B \times 2d}$  ▷ Construct fake embeddings via noise injection
- 6: Sample base Gaussian noise  $\mathbf{N} \sim \mathcal{N}(0, 1)^{B \times 2d}$
- 7: Sample uniform perturbation  $\epsilon \sim \mathcal{U}(-1, 1)^{B \times 2d}$
- 8: Compute fake inputs  $\mathbf{F} \leftarrow \mathbf{N} + \tau \cdot \epsilon$  ▷ Generator forward pass
- 9:  $\hat{\mathbf{y}}^{(r)} \leftarrow G(\mathbf{T}^{(r)})$
- 10:  $\hat{\mathbf{y}}^{(f)} \leftarrow G(\mathbf{F})$  ▷ Discriminator forward pass
- 11:  $\hat{\mathbf{d}}^{(r)} \leftarrow D(\hat{\mathbf{y}}^{(r)})$
- 12:  $\hat{\mathbf{d}}^{(f)} \leftarrow D(\hat{\mathbf{y}}^{(f)})$
- 13: **return**  $\hat{\mathbf{y}}^{(r)}, \hat{\mathbf{y}}^{(f)}, \hat{\mathbf{d}}^{(r)}, \hat{\mathbf{d}}^{(f)}$

where  $G(\cdot)$  denotes the bidirectional hybrid attention generator described above. The corresponding discriminator outputs are obtained by

$$\hat{d}_{ij}^{(r)} = D(\hat{y}_{ij}^{(r)}), \quad \hat{d}_{ij}^{(f)} = D(\hat{y}_{ij}^{(f)}), \quad (33)$$

where  $D(\cdot)$  is the discriminator defined in the previous subsection.

In other words, for each interaction, we obtain four key quantities: the generator predictions on real and fake embeddings,  $\hat{y}_{ij}^{(r)}$  and  $\hat{y}_{ij}^{(f)}$ , and the corresponding discriminator scores,  $\hat{d}_{ij}^{(r)}$  and  $\hat{d}_{ij}^{(f)}$ . Together with the ground-truth QoS value  $y_{ij}$ , these variables form the basis for our training objectives, which are detailed in the next subsection.

### Framework Analysis: Interaction Learning via Adversarial Attention vs. CF

As discussed in the Introduction, real-world QoS observations are often corrupted by stochastic noise and outliers, which can mislead conventional latent factor and CF-based interaction models, as well as many graph-based approaches. Since these methods typically treat all observed interaction values as equally reliable, they are prone to fitting transient fluctuations and propagating such artifacts through their interaction functions, which in turn results in unstable and biased predictions under volatile service conditions.

The proposed AAIM module explicitly strengthens robustness at the interaction level by coupling a bidirectional hybrid attention generator with an adversarial discriminator. The dual-perspective attention design enables the generator to adaptively emphasize stable, consistently informative user–service patterns while suppressing features that exhibit irregular or noisy behavior, thus going beyond the largely static weighting schemes of traditional MF/CF-style models. Meanwhile, the discriminator is trained to distinguish realistic interaction scores from those obtained under Gumbel–Softmax–based perturbations, thereby forcing the generator to align its outputs with clean QoS signals in the discriminator’s view. This adversarial attention mechanism effectively filters out noisy and implausible interaction patterns, leading to more reliable and robust QoS prediction in noisy and rapidly changing Web service environments.

### 3.3 Model Training

After detailing the building blocks of QoSDiff, we now describe how the model is trained to perform full matrix completion. The training objective is formulated to jointly optimize the quality of QoS regression and the robustness of adversarial interaction learning.

Let  $\mathcal{O} \subseteq \Omega$  denote the set of observed user–service pairs used for training. For a mini-batch of interactions  $(u_i, s_j) \in \mathcal{O}$  with normalized ground-truth QoS values  $y_{ij}$ , the generator (together with the upstream embedding and interaction

modules) is optimized by a composite objective:

$$\mathcal{L}_G = (1 - \lambda)\mathcal{L}_{\text{adv}}^G + \lambda\mathcal{L}_{\text{reg}}, \quad (34)$$

where  $\lambda \in [0, 1]$  controls the trade-off between adversarial supervision and QoS regression. The regression term is defined as

$$\mathcal{L}_{\text{reg}} = \frac{1}{|\mathcal{O}|} \sum_{(i,j) \in \mathcal{O}} \ell_{\text{MSE}}(\hat{y}_{ij}^{(r)}, y_{ij}), \quad (35)$$

and the adversarial term for the generator is

$$\mathcal{L}_{\text{adv}}^G = \frac{1}{|\mathcal{O}|} \sum_{(i,j) \in \mathcal{O}} \ell_{\text{BCE}}(\hat{d}_{ij}^{(r)}, 1), \quad (36)$$

where  $\hat{y}_{ij}^{(r)}$  denotes the generator’s prediction for the real interaction embedding of  $(u_i, s_j)$ , and  $\hat{d}_{ij}^{(r)}$  is the corresponding discriminator score. Here, the target label 1 indicates that these scores should be classified as “real”.

The discriminator is trained to distinguish real from fake interaction scores via

$$\mathcal{L}_D = \frac{1}{|\mathcal{O}|} \sum_{(i,j) \in \mathcal{O}} \left[ \ell_{\text{BCE}}(\hat{d}_{ij}^{(r)}, 1) + \ell_{\text{BCE}}(\hat{d}_{ij}^{(f)}, 0) \right], \quad (37)$$

where  $\hat{d}_{ij}^{(f)}$  is the discriminator output for the fake interaction score generated from the Gumbel–Softmax–based embedding of  $(u_i, s_j)$ , and the target label 0 marks these scores as “fake”.

For completeness, the point-wise losses are given by

$$\ell_{\text{BCE}}(x, y) = -\left[ y \log(\sigma(x)) + (1 - y) \log(1 - \sigma(x)) \right], \quad (38)$$

where  $\sigma(x) = 1/(1 + \exp(-x))$  is the logistic sigmoid function, and

$$\ell_{\text{MSE}}(x, y) = (x - y)^2. \quad (39)$$

In practice, the parameters of the discriminator and generator are updated in an alternating fashion with an update ratio of 1:1: in each training iteration, we first minimize  $\mathcal{L}_D$  with the generator fixed, and then minimize  $\mathcal{L}_G$  with the discriminator frozen.

## 4 Experiment

In this section, we conduct extensive experiments to comprehensively evaluate the performance of the proposed framework. Specifically, we aim to answer the following research questions:

- **RQ1 (Performance Superiority):** How does the proposed framework perform compared to state-of-the-art QoS prediction methods?
- **RQ2 (Cross-Dataset Generalization):** How well does the proposed model generalize to an additional QoS dataset with different characteristics?
- **RQ3 (Ablation Study):** How do different components contribute to the overall prediction performance?
- **RQ4 (Parameter Sensitivity):** How do key hyperparameters impact the model’s effectiveness?
- **RQ5 (Robustness Analysis):** How robust is the proposed model against data noise and sparsity?

### 4.1 Datasets and Evaluation Metrics

#### 4.1.1 Datasets

To evaluate the proposed framework in real-world scenarios, we conducted experiments on the widely used WS-DREAM dataset [22]. Specifically, we utilized **Dataset 1**, which contains 1,974,675 real-world QoS records describing the interactions between 339 users and 5,825 web services distributed globally. The dataset includes two key QoS properties: response time (RT) and throughput (TP).

### 4.1.2 Evaluation Metrics

We adopt two standard metrics, Mean Absolute Error (MAE) and Root Mean Square Error (RMSE), to measure the prediction accuracy. Let  $\Omega_{\text{test}} \subseteq \bar{\Omega}$  denote the set of user-service pairs in the test set, and let  $|\Omega_{\text{test}}|$  be its cardinality. For each  $(i, j) \in \Omega_{\text{test}}$ , we denote by  $y_{ij}$  and  $\hat{y}_{ij}$  the ground-truth and predicted (normalized) QoS values, respectively. The metrics are defined as:

$$\text{MAE} = \frac{1}{|\Omega_{\text{test}}|} \sum_{(i,j) \in \Omega_{\text{test}}} |y_{ij} - \hat{y}_{ij}|, \quad (40)$$

$$\text{RMSE} = \sqrt{\frac{1}{|\Omega_{\text{test}}|} \sum_{(i,j) \in \Omega_{\text{test}}} (y_{ij} - \hat{y}_{ij})^2}. \quad (41)$$

Lower MAE and RMSE values indicate better prediction accuracy.

## 4.2 Experimental Setting

### 4.2.1 Implementation Details

The proposed framework is implemented in PyTorch. All experiments are conducted on a workstation equipped with an Intel Core i7-12700H CPU @ 2.30 GHz, 16 GB RAM, and an NVIDIA GeForce RTX 3060 GPU, running Windows 11.

### 4.2.2 Parameter Settings and Training Strategy

We optimize both the diffusion-based generator and the adversarial discriminator using the AdamW optimizer[23]. The maximum number of training epochs is set to 150, and we employ early stopping with a patience of 15 epochs based on the validation performance to avoid overfitting. Unless otherwise specified, the mini-batch size is fixed to 256 and the latent embedding dimension is set to 256, which provides a good trade-off between predictive accuracy and computational cost.

Before training, we replace all missing entries in the raw QoS matrix (encoded as  $-1$ ) with zeros and rescale all observed QoS values by dividing them by the global maximum. For each dataset with  $M$  users and  $N$  services and for each target density  $d \in \{2.5, 5, 7.5, 10\}\%$ , we first collect all observed user-service pairs with non-zero QoS values and randomly permute their indices. We then sample  $\lfloor d \cdot MN \rfloor$  of these observed entries as the training set, a further  $\lfloor 0.05 \cdot MN \rfloor$  entries as the validation set, and use all remaining observed entries as the test set. This protocol ensures that the training, validation, and test sets are disjoint while the effective training density matches the desired sparsity level.

To mitigate the impact of random initialization and data shuffling, we repeat every experiment with three different random seeds and report the mean and standard deviation of all evaluation metrics over these runs.

## 4.3 Baselines

To comprehensively evaluate the performance of the proposed model, we select twelve representative baselines for comparison. These methods cover a broad spectrum of QoS prediction techniques, including CF-, MF-, deep-learning-, and GNN-based approaches. A brief description of each baseline is provided below:

- **UPCC** [24]: UPCC is a user-based collaborative filtering method that estimates missing QoS values by identifying the top- $k$  most similar users (measured via Pearson correlation) and aggregating their observed QoS scores.
- **IPCC** [25]: IPCC is an item-based collaborative filtering method that predicts QoS values by exploiting the top- $k$  most similar services, thereby leveraging item-level relationships.
- **UIPCC** [26]: UIPCC is a hybrid CF method that integrates both user and service similarities, combining the principles of UPCC and IPCC to improve QoS prediction accuracy.
- **PMF** [21]: PMF is a probabilistic matrix factorization model that decomposes the observed QoS matrix into low-dimensional user and service latent factor matrices, which are then used to infer unobserved QoS values.
- **BiasMF** [27]: BiasMF extends standard matrix factorization by incorporating explicit bias terms to capture user- and service-specific tendencies, as well as global effects, thereby improving QoS prediction performance.

Table 1: Performance Comparison of QoS Prediction Models for Response Time on the WS-DREAM Dataset

Model	Density=2.5%		Density=5%		Density=7.5%		Density=10%	
	MAE	RMSE	MAE	RMSE	MAE	RMSE	MAE	RMSE
UPCC	0.709±0.007	1.467±0.008	0.640±0.021	1.380±0.003	0.588±0.003	1.339±0.003	0.556±0.003	1.309±0.004
IPCC	0.755±0.006	1.657±0.004	0.637±0.001	1.399±0.003	0.615±0.002	1.367±0.002	0.596±0.002	1.343±0.002
UIPCC	0.737±0.006	1.615±0.005	0.628±0.001	1.388±0.003	0.604±0.002	1.355±0.002	0.584±0.002	1.330±0.002
PMF	0.712±0.004	1.842±0.007	0.570±0.001	1.535±0.005	0.561±0.004	1.395±0.004	0.487±0.002	1.313±0.004
BiasMF	0.689±0.002	1.537±0.008	0.600±0.014	1.385±0.004	0.544±0.002	1.311±0.004	0.516±0.003	1.263±0.005
CSMF	0.649±0.003	1.678±0.009	0.550±0.001	1.494±0.002	0.497±0.002	1.407±0.003	0.453±0.001	1.356±0.001
NFMF	0.524±0.004	1.484±0.031	0.447±0.005	1.355±0.010	0.426±0.001	1.322±0.006	0.413±0.003	1.303±0.004
NCRL	0.561±0.005	1.591±0.019	0.546±0.002	1.564±0.016	0.542±0.004	1.540±0.015	0.537±0.004	1.519±0.007
GraphMF	0.448±0.005	1.415±0.011	0.399±0.007	1.345±0.012	0.378±0.005	1.302±0.009	0.367±0.003	1.299±0.008
PMP	0.538±0.003	1.510±0.003	0.465±0.002	1.438±0.003	0.436±0.004	1.412±0.003	0.418±0.002	1.387±0.004
RIGCN	0.497±0.001	1.511±0.008	0.435±0.009	1.410±0.033	0.419±0.012	1.457±0.011	0.395±0.001	1.452±0.008
QoSGNN	0.431±0.005	1.439±0.009	0.377±0.006	1.335±0.008	0.353±0.004	1.295±0.011	0.345±0.004	1.276±0.010
QoSDiff	0.402±0.004	1.394±0.006	0.358±0.006	1.330±0.002	0.337±0.001	1.284±0.006	0.324±0.001	1.253±0.005
imp.	6.73%	3.13%	5.04%	0.37%	4.53%	0.85%	6.09%	1.80%

Table 2: Performance Comparison of QoS Prediction Models for Throughput on the WS-DREAM Dataset

Model	Density=2.5%		Density=5%		Density=7.5%		Density=10%	
	MAE	RMSE	MAE	RMSE	MAE	RMSE	MAE	RMSE
UPCC	31.759 ± 0.166	67.816 ± 0.221	27.209 ± 0.159	60.907 ± 0.179	24.492 ± 0.126	57.176 ± 0.039	22.605 ± 0.085	54.522 ± 0.113
IPCC	31.781 ± 0.283	73.172 ± 0.515	27.769 ± 0.129	62.929 ± 0.126	26.415 ± 0.079	61.318 ± 0.067	26.182 ± 0.053	60.353 ± 0.061
UIPCC	31.260 ± 0.160	67.397 ± 0.221	26.749 ± 0.143	60.683 ± 0.175	24.166 ± 0.118	57.041 ± 0.043	22.364 ± 0.077	54.421 ± 0.112
PMF	24.287 ± 0.280	72.125 ± 0.844	19.078 ± 0.147	57.814 ± 0.508	17.024 ± 0.135	51.516 ± 0.423	16.027 ± 0.073	48.256 ± 0.246
BiasMF	28.618 ± 0.320	69.494 ± 0.861	21.816 ± 0.195	56.766 ± 0.510	19.260 ± 0.108	51.277 ± 0.296	17.883 ± 0.139	48.390 ± 0.263
CSMF	26.157 ± 0.254	72.285 ± 0.584	20.824 ± 0.085	58.806 ± 0.586	18.236 ± 0.082	52.563 ± 0.374	16.691 ± 0.062	48.996 ± 0.354
NFMF	25.878 ± 0.289	67.975 ± 1.737	20.086 ± 0.307	54.626 ± 0.487	18.252 ± 0.368	51.802 ± 0.957	17.602 ± 0.222	50.900 ± 0.970
NCRL	28.418 ± 0.443	80.555 ± 1.702	27.130 ± 0.414	77.011 ± 0.785	26.867 ± 0.298	75.953 ± 1.127	26.648 ± 0.230	75.413 ± 0.502
GraphMF	19.514 ± 0.745	59.849 ± 1.093	16.140 ± 1.100	52.489 ± 2.621	15.648 ± 0.901	50.953 ± 2.182	15.287 ± 0.833	50.171 ± 2.322
PMP	23.884 ± 0.185	81.198 ± 1.216	18.240 ± 0.080	71.558 ± 0.444	16.396 ± 0.064	67.900 ± 0.191	15.425 ± 0.075	66.160 ± 0.404
RIGCN	21.854 ± 1.189	72.790 ± 1.132	18.741 ± 1.137	65.978 ± 2.606	17.325 ± 1.042	63.953 ± 2.338	16.164 ± 1.028	65.495 ± 2.255
QoSGNN	18.823 ± 0.045	59.303 ± 0.190	16.255 ± 0.116	54.206 ± 0.188	14.489 ± 0.359	48.640 ± 1.013	13.946 ± 0.355	47.955 ± 0.756
QoSDiff	16.621 ± 0.200	55.588 ± 0.982	13.473 ± 0.061	47.283 ± 0.528	12.170 ± 0.041	43.8096 ± 0.222	11.474 ± 0.069	41.781 ± 0.231
imp.	11.70%	6.26%	17.11%	12.77%	16.01%	9.93%	17.73%	12.87%

- **CSMF** [12]: CSMF is a deep-learning-based model that performs context-aware embedding learning, extracting informative features from multiple contextual fields for QoS prediction.
- **NFMF** [28]: NFMF is a deep-learning-based model that augments matrix factorization with fully connected networks and a multi-task learning framework, enabling it to jointly learn multiple QoS-related objectives.
- **NCRL** [29]: NCRL is a deep-learning model with a dual-tower residual architecture. It employs multi-layer perceptrons to enhance feature representation and capture complex non-linear patterns in user-service interactions.
- **GraphMF** [15]: GraphMF is a GNN-based model that utilizes graph convolutional networks (GCNs) to explicitly encode user-service interaction graphs and capture high-order relational information for QoS prediction.
- **PMP** [30]: PMP is a GNN-based framework that introduces a polarized message-passing paradigm, jointly exploiting similarities and differences between neighboring nodes to obtain dual information sources and enhance the expressive power of GNNs.
- **RIGCN** [31]: RIGCN is a GNN-based architecture that incorporates outlier-aware pattern measurement into graph convolution to estimate user reputation. It further employs matrix factorization to model user-service interactions for QoS prediction.
- **QoSGNN** [16]: QoSGNN is a GNN-based model that integrates attention mechanisms into graph neural architectures to dynamically prioritize informative user-service interactions and improve QoS prediction accuracy.

#### 4.4 Comparative Experimental Results (RQ1)

Tables 1 and 2 illustrate the predictive performance of various methods on non-functional QoS attributes (response time and throughput) under four different matrix densities (2.5%, 5%, 7.5%, 10%). Experimental results obtained with three different random seeds are presented in terms of the mean and standard deviation of MAE and RMSE. From these results, we draw the following conclusions:

Table 3: Performance Comparison of QoS Prediction Models for DELAY on the EEL Dataset

Model	Density=2.5%		Density=5%		Density=7.5%	
	MAE	RMSE	MAE	RMSE	MAE	RMSE
PMF	0.008741±0.001708	0.020204±0.001106	0.007073±0.000041	0.019539±0.000051	0.007009±0.000084	0.018848±0.000058
CSMF	0.008085±0.000020	0.020096±0.000333	0.007315±0.000020	0.018446±0.000136	0.006930±0.000029	0.017475±0.000053
NFMF	0.007702±0.000052	0.019906±0.000152	0.007132±0.000098	0.018497±0.000764	0.006789±0.000095	0.017214±0.000054
NCRL	0.007770±0.000179	0.019038±0.000256	0.007236±0.000166	0.018585±0.000617	0.006869±0.000087	0.017736±0.000175
GraphMF	0.007245±0.000102	0.020375±0.000586	0.007012±0.000135	0.018969±0.000239	0.006497±0.000192	0.017971±0.000383
PMP	0.007369±0.000102	0.018181±0.000648	0.006918±0.000062	0.018156±0.000108	0.006540±0.000029	0.017872±0.000135
QoSGNN	0.007199±0.000582	0.019158±0.000794	0.006588±0.000322	0.018664±0.000239	0.005882±0.000246	0.017478±0.000345
QoSDiff	0.006842±0.000253	0.018645±0.000896	0.006177±0.000150	0.018321±0.000581	0.005581±0.000090	0.016322±0.000123
<i>imp.</i>	4.96%	-2.55%	6.24%	-0.91%	5.12%	5.18%

- CF-based methods such as UPCC, IPCC, and UIPCC primarily predict missing QoS values through direct similarity calculations among users and services. The results indicate these methods perform poorly at low data densities, demonstrating significant sensitivity to data sparsity, particularly in the 2.5% density condition.
- MF-based methods (PMF and BiasMF) effectively capture latent features of users and services, especially under higher data densities. However, these methods are highly sensitive to the selection of matrix density, resulting in notable performance fluctuations under sparse or complex data conditions. For example, the unstable performance of PMF, particularly in RMSE metrics, highlights this drawback.
- DL-based methods (CSMF, NFMF, and NCRL) extend the modeling capabilities by exploring nonlinear and high-order interactions. The experimental results indicate that NFMF generally outperforms other DL methods due to its multi-task learning strategy, allowing for the effective extraction of latent user-service features. Conversely, NCRL underperforms consistently and shows low sensitivity to matrix density variations, indicating that embedding learning requires a well-structured framework.
- GNN-based methods (GraphMF, PMP, RIGCN, QoSGNN). By explicitly exploiting user-service graph structures, these models generally achieve better performance than purely neural baselines. However, GraphMF relies on a shallow GCN backbone whose limited expressiveness constrains the quality of the learned embeddings. PMP introduces a novel, general-purpose message-passing strategy, yet our results on both datasets suggest that such a generic scheme is not particularly effective for domain-specific representation learning in service computing. RIGCN leverages OPM to model user reputation, but its dependence on hand-crafted statistical features restricts its predictive capacity. QoSGNN, the strongest baseline, incorporates attention mechanisms but is still bound by the quality of the constructed graph. Under extreme sparsity (2.5%), the explicit edges are insufficient for effective message passing, leading to performance saturation.
- Our proposed framework achieves the best performance across all density settings and metrics. Notably, the improvement is most substantial at the lowest density (2.5%), as indicated by the 6.73% gain in MAE for Response Time. This validates that QoSDiff is less dependent on explicit, noisy edge connections. By replacing rigid message passing with a global diffusion-based embedding generation, our model effectively infer plausible latent features even with minimal observations, demonstrating superior robustness and generalization capability in sparse service environments.

#### 4.5 Cross-Dataset Generalization (RQ2)

To assess the cross-dataset generalization ability of QoSDiff, we further conduct experiments on the EEL dataset [32], a large-scale edge-cloud latency corpus built from nearly 900 million PING measurements collected over 5174 edge nodes, representing one of the largest edge deployments reported so far. Unlike WS-DREAM, where QoS is defined between end users and Web services, EEL specifies two non-functional attributes for each pair of edge nodes: the end-to-end latency DELAY and the hop count HOPS between the two nodes. In our setting, one node is treated as the user and the other as the service, and we construct corresponding user-service QoS matrices for both latency and hop count.

Given the substantial scale of EEL, we select a subset of strong and representative baselines for comparison and construct user-service latency matrices under three sparsity levels (2.5%, 5%, and 7.5%). To accelerate convergence on this large corpus, we slightly adjust the mini-batch size and set it to 8192 for all methods on EEL. Apart from this change, the training protocol, evaluation metrics, and remaining hyperparameter configurations are kept identical to those used in the main WS-DREAM experiments to ensure a fair cross-dataset comparison. The results for DELAY and HOPS are summarized in Tables 3 and 4, respectively.

From Tables 3 and 4, several observations can be made. First, QoSDiff consistently achieves the lowest MAE across all sparsity levels for both DELAY and HOPS, and yields clear RMSE improvements in most cases, indicating that the proposed diffusion-guided embedding learning and adversarial attention module transfer well from WS-DREAM to the

Table 4: Performance Comparison of QoS Prediction Models for HOPS on the EEL Dataset

Model	Density=2.5%		Density=5%		Density=7.5%	
	MAE	RMSE	MAE	RMSE	MAE	RMSE
PMF	0.021827 $\pm$ 0.001262	0.027745 $\pm$ 0.001305	0.018163 $\pm$ 0.002771	0.024393 $\pm$ 0.002592	0.015867 $\pm$ 0.003417	0.021887 $\pm$ 0.003155
CSMF	0.008832 $\pm$ 0.000083	0.013039 $\pm$ 0.000068	0.007227 $\pm$ 0.000545	0.012059 $\pm$ 0.000401	0.006009 $\pm$ 0.000042	0.010188 $\pm$ 0.000020
NFMF	0.007270 $\pm$ 0.000041	0.012088 $\pm$ 0.000258	0.006070 $\pm$ 0.000059	0.011990 $\pm$ 0.000124	0.005242 $\pm$ 0.000049	0.010092 $\pm$ 0.000183
NCRL	0.007964 $\pm$ 0.000123	0.012513 $\pm$ 0.000100	0.006103 $\pm$ 0.000136	0.011590 $\pm$ 0.000076	0.005344 $\pm$ 0.000093	0.009979 $\pm$ 0.000045
GraphMF	0.006679 $\pm$ 0.000302	0.012050 $\pm$ 0.000337	0.005644 $\pm$ 0.000106	0.011812 $\pm$ 0.000063	0.004921 $\pm$ 0.0000982	0.010009 $\pm$ 0.000150
PMP	0.008842 $\pm$ 0.000932	0.013775 $\pm$ 0.000941	0.006359 $\pm$ 0.000358	0.011954 $\pm$ 0.000338	0.004917 $\pm$ 0.000104	0.010185 $\pm$ 0.000307
QoSGNN	0.006663 $\pm$ 0.000482	0.011607 $\pm$ 0.000222	0.005330 $\pm$ 0.000161	0.011480 $\pm$ 0.000057	0.004831 $\pm$ 0.000235	0.010091 $\pm$ 0.000064
QoSDiff	0.00529 $\pm$ 0.000341	0.010210 $\pm$ 0.000105	0.004848 $\pm$ 0.000117	0.010804 $\pm$ 0.000132	0.003925 $\pm$ 0.000212	0.009384 $\pm$ 0.000111
imp.	20.61%	12.04%	9.04%	5.89%	18.75%	5.96%

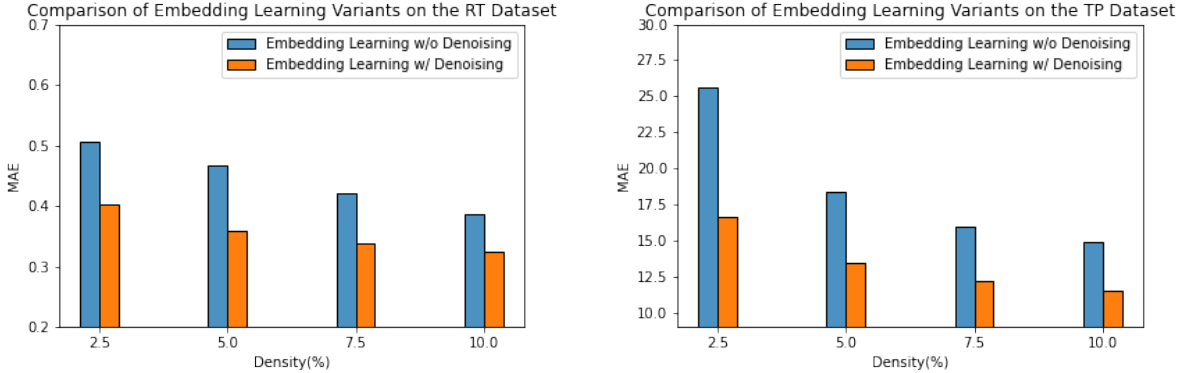


Figure 4: Model performance comparison of different embedding learning methods

large-scale EEL environment. This demonstrates that QoSDiff exhibits strong cross-dataset generalization ability, even when the underlying QoS semantics and interaction patterns differ from those in the original training corpus.

Second, on the DELAY prediction task, PMP attains slightly better RMSE than all methods, including QoSDiff, at 2.5% and 5% densities, suggesting that carefully designed message-passing mechanisms can still be highly effective when the underlying graph structure is reliable and the prediction target is purely latency-oriented. However, PMP does not exhibit the same advantage on the HOPS prediction task and tends to be less stable as sparsity decreases, whereas QoSDiff maintains robust gains across both metrics. These results imply that although PMP can deliver strong performance under specific conditions, its applicability to broader service-computing scenarios is more limited, while QoSDiff offers a more generally robust solution across heterogeneous QoS datasets.

#### 4.6 Ablation Study (RQ3)

To further examine the contribution of each core component in the proposed framework, we design two groups of ablation experiments focusing on (i) embedding learning strategies and (ii) interaction modeling mechanisms. All experiments are conducted on the RT and TP datasets under four matrix densities (2.5%, 5%, 7.5%, and 10%).

##### 4.6.1 Embedding Learning Methods

To verify the effectiveness of the diffusion-based embedding learning module in capturing high-order relationships between users and services, we compare a vanilla embedding variant with the full diffusion-guided variant. In the vanilla setting, user and service representations are obtained by directly aggregating identity and context embeddings without any diffusion refinement. In the full setting, these initial embeddings are further processed by the proposed denoising diffusion module.

Figure 4 reports the results on the RT and TP datasets under different matrix densities. Across all sparsity levels, the variant equipped with denoising consistently achieves lower MAE than the vanilla embedding version, demonstrating that the diffusion-guided refinement effectively enhances the quality of latent representations. This suggests that modeling the denoising process over the embedding space helps the framework capture more informative and stable user-service relations, which in turn leads to more accurate QoS predictions.



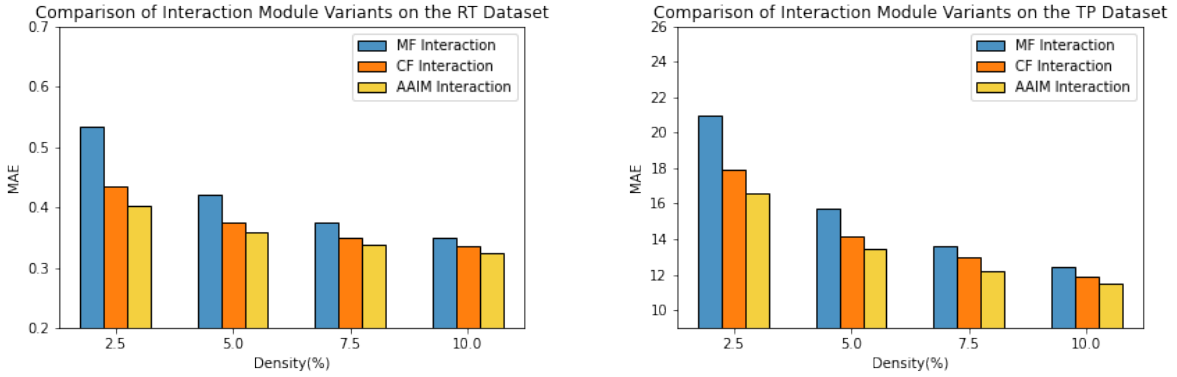


Figure 5: Model performance comparison of different interaction learning methods

#### 4.6.2 Interaction Learning Methods

The interaction module is responsible for modeling latent dependencies between users and services based on their learned embeddings. To assess the effectiveness of the proposed adversarial attention-based interaction module (AAIM), we consider three interaction strategies within the same framework: (i) simple inner product, corresponding to a matrix factorization (MF) style interaction; (ii) a multi-layer perceptron, representing neural collaborative filtering (CF); and (iii) the proposed AAIM.

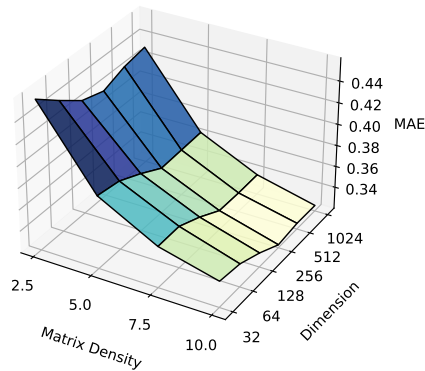
As shown in Figure 5, the AAIM-based variant consistently attains the lowest MAE across all density levels and on the WS-Dream datasets. Compared with inner-product and standard neural interaction functions, the self-attention-based hybrid interaction module can better capture complex, high-order user-service relations and suppress noisy patterns through adversarial training, thereby providing more accurate QoS predictions.

#### 4.7 Hyperparameter Analysis (RQ4)

To explore the influence of hyperparameters on model performance, we conducted comprehensive experiments focusing on embedding dimensions and the number of attention heads in the denoising diffusion stage. MAE and RMSE are used as the evaluation metric across both RT and TP datasets at matrix densities of 2.5%, 5%, 7.5%, and 10%.

##### 4.7.1 Embedding Dimension

RT: MAE across dimensionality and density



TP: MAE across dimensionality and density

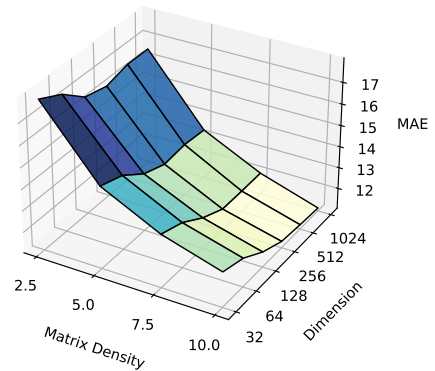


Figure 6: Model performance across different embedding dimensions

In our framework, the embedding dimension maps nodes to a higher-dimensional space, enabling the model to capture more intricate data patterns. The experimental results are presented in Figure 6:

The results indicate an initial decrease followed by a subsequent increase in prediction performance as the embedding dimensions increase. This pattern likely arises because sufficient dimensionality is required for the denoising diffusion process to effectively represent matrices approximating Gaussian distributions. Embedding dimensions of 256 or higher fulfill this condition and yield optimal performance. Consequently, we selected an embedding dimension of 256 for subsequent experiments.

#### 4.7.2 Number of Attention Heads

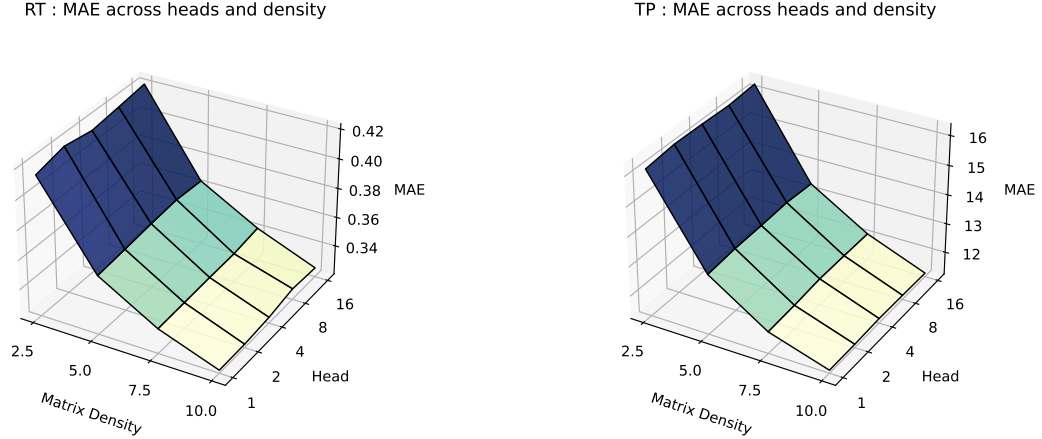


Figure 7: Model performance across different attention heads

The multi-head attention mechanism enhances the noise prediction capability of the transformed matrices by concurrently modeling diverse noise patterns throughout the diffusion process. To assess its impact, we vary the number of attention heads as 1, 2, 4, 8, 16. The corresponding results are reported in Figure 7.

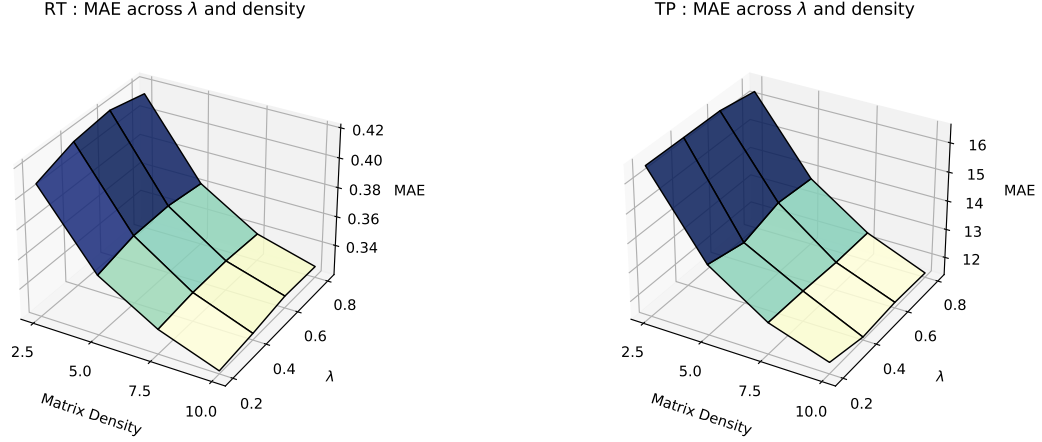
Experimental findings reveal a deterioration in model performance as the number of attention heads increases. This suggests that a single-head attention mechanism effectively focuses on critical latent relationships within matrices, while additional heads may lead to both the dispersion of attention focus and the increased model complexity, negatively affecting feature extraction. Thus, we set the number of attention heads to one in the main experiments to ensure optimal predictive performance.

#### 4.7.3 Trade-off Parameter $\lambda$ between adversarial and regression losses

The coefficient  $\lambda$  in the overall training objective (cf. Eq. (34)) acts as a trade-off controller between the adversarial loss and the regression loss. A proper choice of  $\lambda$  is therefore crucial for balancing the stability of adversarial training and the accuracy of QoS regression. To investigate its influence, we conduct a sensitivity study by varying  $\lambda \in \{0.2, 0.4, 0.6, 0.8\}$  on both the RT and TP datasets under four matrix densities (2.5%, 5%, 7.5%, and 10%). The corresponding results are summarized in Fig. 8.

From Fig. 8, we observe that the optimal setting of  $\lambda$  exhibits different trends on the two datasets. On the RT dataset, setting  $\lambda = 0.2$  consistently achieves the lowest MAE across all density levels, indicating that the regression term should dominate the optimization and that an overly strong adversarial signal may be unnecessary. In contrast, on the TP dataset, the best performance at 2.5% density is obtained when  $\lambda = 0.8$ , whereas  $\lambda = 0.4$  performs best for the other three densities. This suggests that TP benefits more from a relatively stronger adversarial regularization.

Considering the trade-off between performance and simplicity, we set  $\lambda = 0.2$  as a unified configuration. This choice is clearly optimal on RT and only slightly worse (within 2.6%) than the best settings on TP.

Figure 8: Model performance across different  $\lambda$ 

#### 4.8 Robustness Test of Our Proposed Model Against Data Noise (RQ5)

In this section, we investigate the robustness of QoSDiff under different levels of observational noise. The dataset is first split into training, validation, and test sets. To evaluate robustness against corrupted observations, we keep the training and validation data clean and inject synthetic noise only into the test interactions.

Let  $\Omega_{\text{test}} \subseteq \bar{\Omega}$  denote the index set of user-service pairs in the test set, and let  $N_{\text{test}} = |\Omega_{\text{test}}|$ . Each test interaction is represented as a triplet  $(u_i, s_j, y_{ij})$  with  $(i, j) \in \Omega_{\text{test}}$ , where  $y_{ij}$  is the normalized QoS value. To simulate mislogged or mismatched QoS feedback, we randomly select a subset  $\Omega_p \subseteq \Omega_{\text{test}}$  containing  $p\%$  of the test entries.

For each  $(i, j) \in \Omega_p$ , we randomly perturb the user and service identities while keeping the QoS value unchanged. Concretely, we sample

$$u' \sim \text{Unif}(\{1, \dots, m\}), \quad s' \sim \text{Unif}(\{1, \dots, n\}), \quad (42)$$

and replace the original triplet  $(u_i, s_j, y_{ij})$  with  $(u', s', y_{ij})$  in the corrupted test set. This process simulates deployment-time logging errors where observed QoS values are attached to incorrect user-service pairs.

We compare QoSDiff with QoSGNN under this noisy evaluation protocol. Both models adopt embedding-based representations to capture latent user and service characteristics. QoSGNN refines these embeddings via GNN-based message passing and models user-service interactions with conventional multi-layer perceptrons. In contrast, QoSDiff employs an inverse diffusion probabilistic embedding module to learn robust latent representations without relying on explicit graph construction, and further leverages a bidirectional user-service interaction attention mechanism to capture high-order dependencies between users and services. We thus focus our robustness comparison on QoSGNN as the strongest GNN-based baseline.

Experiments are conducted on the RT and TP datasets under four matrix densities (2.5%, 5%, 7.5%, and 10%). For each setting, we report MAE and RMSE for both QoSDiff and QoSGNN, and the column *Degrad.* denotes the relative error increase compared with the noise-free case (0% noise), computed as  $(\text{MAE}_p - \text{MAE}_0) / \text{MAE}_0 \times 100\%$  for a noise ratio  $p$ . The detailed results are summarized in Tables 5–8.

Table 5: MAE Comparison and Growth Rate under Different Noise Levels and Densities on RT Datasets

Noise (%)	QoSGNN@2.5		QoSDiff@2.5		QoSGNN@5		QoSDiff@5		QoSGNN@7.5		QoSDiff@7.5		QoSGNN@10		QoSDiff@10	
	MAE	Degrad.	MAE	Degrad.	MAE	Degrad.	MAE	Degrad.	MAE	Degrad.	MAE	Degrad.	MAE	Degrad.	MAE	Degrad.
0	0.4459	–	0.4139	–	0.3826	–	0.3610	–	0.3490	–	0.3390	–	0.3455	–	0.3242	–
5	0.4892	9.7%	0.4493	8.55%	0.4351	13.7%	0.4006	10.97%	0.3959	13.4%	0.3795	11.95%	0.3851	11.5%	0.3560	9.81%
10	0.5320	19.3%	0.4826	16.6%	0.4859	27.0%	0.4534	25.6%	0.4532	29.9%	0.4303	26.93%	0.4419	27.9%	0.3985	22.92%
15	0.5736	28.6%	0.5217	26.04%	0.5376	40.5%	0.5019	39.03%	0.5063	45.1%	0.4812	41.95%	0.4984	44.3%	0.4641	43.15%
20	0.6151	37.9%	0.5537	33.78%	0.5875	53.6%	0.5448	50.91%	0.5613	60.8%	0.5276	55.63%	0.5564	61.0%	0.4910	51.45%
25	0.6558	47.0%	0.6018	45.4%	0.6347	65.9%	0.5711	58.2%	0.6123	75.5%	0.5801	71.12%	0.6058	75.3%	0.5294	63.29%

Table 6: RMSE Comparison and Growth Rate under Different Noise Levels and Densities on RT Datasets

Noise (%)	QoSGNN@2.5		QoSDiff@2.5		QoSGNN@5		QoSDiff@5		QoSGNN@7.5		QoSDiff@7.5		QoSGNN@10		QoSDiff@10	
	RMSE	Degrad.	RMSE	Degrad.	RMSE	Degrad.	RMSE	Degrad.	RMSE	Degrad.	RMSE	Degrad.	RMSE	Degrad.	RMSE	Degrad.
0	1.4290	–	1.4070	–	1.3341	–	1.3285	–	1.2918	–	1.2785	–	1.2718	–	1.2530	–
5	1.4985	7.00%	1.5909	5.62%	1.4533	8.93%	1.4352	8.03%	1.4045	8.72%	1.3668	6.91%	1.3815	8.91%	1.3437	7.24%
10	1.5899	13.52%	1.6358	13.07%	1.5573	16.73%	1.5190	14.34%	1.5298	18.42%	1.4811	15.85%	1.509	18.65%	1.4441	15.25%
15	1.6734	19.49%	1.7191	16.26%	1.6347	24.64%	1.6202	21.96%	1.6347	26.54%	1.6110	26.01%	1.6242	27.71%	1.5392	22.84%
20	1.7519	25.09%	1.7938	22.18%	1.7410	31.72%	1.7280	30.07%	1.7410	34.77%	1.6982	32.83%	1.7395	36.77%	1.6471	31.45%
25	1.8270	30.45%	1.8018	27.49%	1.8307	38.12%	1.7474	31.53%	1.8307	41.72%	1.7730	38.68%	1.8221	43.27%	1.7830	42.3%

Table 7: MAE Comparison and Growth Rate under Different Noise Levels and Densities on TP Datasets

Noise (%)	QoSGNN@2.5		QoSDiff@2.5		QoSGNN@5		QoSDiff@5		QoSGNN@7.5		QoSDiff@7.5		QoSGNN@10		QoSDiff@10	
	MAE	Degrad.	MAE	Degrad.	MAE	Degrad.	MAE	Degrad.	MAE	Degrad.	MAE	Degrad.	MAE	Degrad.	MAE	Degrad.
0	17.2546	–	16.0637	–	13.4307	–	13.1758	–	14.1491	–	11.9951	–	12.9670	–	11.2097	–
5	21.0121	21.78%	18.9022	17.67%	17.6206	31.2%	16.9981	29.01%	16.6359	17.58%	14.0451	17.09%	16.1500	24.55%	13.8664	23.70%
10	24.7343	43.35%	22.2836	38.72%	21.7548	61.98%	20.7651	57.60%	20.8886	47.63%	16.6696	38.97%	20.5445	58.44%	16.4413	46.67%
15	28.3657	64.40%	24.7252	53.92%	25.8768	92.67%	24.5795	86.55%	25.1842	77.99%	20.6496	72.15%	24.8885	91.94%	20.6617	84.32%
20	31.8865	84.80%	28.9468	80.20%	29.6307	120.6%	26.6006	101.8%	29.2754	106.9%	23.7479	97.98%	29.1007	124.4%	24.2029	115.9%
25	35.3414	104.8%	39.8672	116.9%	33.6044	150.2%	30.1818	129.0%	33.4169	136.1%	27.0621	125.6%	33.0010	153.5%	27.3147	143.6%

The experimental results reported in Tables 5 through 8 offer a thorough assessment of the robustness of the proposed model under varying levels of synthetic noise and matrix sparsity. Several notable findings emerge from the empirical analysis:

**1. General Robustness Against Observational Noise.** In the vast majority of tested scenarios across both RT and TP datasets, QoSDiff maintains a lower prediction error compared to the strong baseline, QoSGNN. While the baseline exhibits competitive performance in specific low-density settings (e.g., TP MAE at 2.5% density with extreme noise), QoSDiff demonstrates superior overall stability, particularly in maintaining low RMSE values. This indicates that the diffusion-guided embedding learning effectively captures intrinsic data distributions, reducing the model’s reliance on the precision of individual observed interactions.

**2. Controlled Performance Degradation.** As the noise ratio increases from 5% to 25%, both models inevitably experience performance decay. However, the relative degradation (denoted as *Degrad.*) of QoSDiff is generally more contained than that of QoSGNN. For instance, in the RT dataset, QoSDiff exhibits a flatter degradation curve in most density settings. This stability can be attributed to the Adversarial Attention-based Interaction Module (AAIM), which acts as a regularizer, filtering out incoherent interaction patterns introduced by the synthetic perturbations.

**3. Structural Independence in Sparse Environments.** A key advantage of QoSDiff lies in its decoupling of embedding learning from explicit graph construction. Traditional GNN-based methods (like QoSGNN) are susceptible to error propagation when the underlying graph structure is corrupted by noisy edges, a problem that is exacerbated in sparse environments. By operating in a continuous latent space via the diffusion process, QoSDiff mitigates this structural sensitivity. The results confirm that even under significant noise injection, our framework retains its predictive capability, offering a reliable solution for real-world scenarios where service invocation logs may be sparse or unreliable.

## 5 Related Work

In this section, we review the existing literature relevant to our work, categorized into three streams: traditional collaborative filtering, deep learning and graph-based approaches, and the emerging generative models for prediction tasks.

Early QoS prediction research was dominated by Collaborative Filtering (CF) techniques. Memory-based methods, such as UPCC [24], IPCC [25], and their hybrid UIPCC [26], predict missing QoS values by aggregating feedback from similar users or services based on Pearson Correlation Coefficients. While interpretable, these methods suffer severely from data sparsity and cold-start problems, as similarity computation becomes unreliable when the overlap between

Table 8: RMSE Comparison and Growth Rate under Different Noise Levels and Densities on TP Datasets

Noise (%)	QoSGNN@2.5		QoSDiff@2.5		QoSGNN@5		QoSDiff@5		QoSGNN@7.5		QoSDiff@7.5		QoSGNN@10		QoSDiff@10	
	RMSE	Degrad.	RMSE	Degrad.	RMSE	Degrad.	RMSE	Degrad.	RMSE	Degrad.	RMSE	Degrad.	RMSE	Degrad.	RMSE	Degrad.
0	55.741	–	54.115	–	47.694	–	46.329	–	46.878	–	43.303	–	46.917	–	41.086	–
5	68.865	23.55%	66.242	22.32%	62.026	35.74%	62.427	34.75%	61.283	30.73%	55.757	17.09%	60.526	29.00%	51.423	25.16%
10	79.823	43.2%	74.241	37.09%	74.888	63.89%	72.773	57.08%	74.431	58.77%	68.056	38.97%	74.369	58.51%	62.792	52.83%
15	89.258	60.13%	83.323	53.86%	86.017	88.25%	85.656	84.89%	86.001	83.46%	73.612	72.15%	85.945	83.18%	70.257	71.29%
20	97.605	75.11%	89.496	65.26%	94.762	107.3%	86.097	85.84%	95.908	104.5%	86.854	97.98%	96.390	105.4%	82.123	99.88%
25	105.33	88.98%	94.240	74.02%	103.62	126.7%	95.334	105.8%	104.89	123.7%	93.674	125.6%	104.49	122.7%	86.597	110.77%

historical records is minimal. To mitigate this issue, Matrix Factorization (MF) models like PMF [21] and BiasMF [27] were introduced to map users and services into low-dimensional latent spaces. Other models, such as AMF [33] and NDMF [34], utilize latent relationships to improve prediction accuracy. Although MF-based methods capture global data patterns more effectively than memory-based CF, they are inherently limited by their linear interaction modeling, failing to capture the complex, non-linear dependencies characteristic of large-scale Web service environments.

The success of deep learning in computer vision [10] inspired a wave of neural QoS prediction models. CSMF [12] and NCRL [29] leverage multi-layer perceptrons (MLPs) to learn non-linear feature representations. More recently, GNNs have become the state-of-the-art. Models such as GraphMF [15], QoSGNN [16], and PMP [30] explicitly model user-service interactions as a bipartite graph, using message-passing mechanisms to aggregate neighbor information.

To further address data sparsity, advanced GNN variants have been proposed: ISPAGNN [35] introduces subgraph sampling to improve generalizability, while BGCL [36] employs contrastive learning to mitigate cold-start issues.

Despite these advancements, GNN-based methods face a critical bottleneck: *dependence on explicit graph reliability*. Sampling-based methods risk information loss and bias, while standard message-passing models tend to propagate and amplify environmental noise through their layers, as demonstrated in our robustness experiments (Section 4-E). Furthermore, constructing explicit edges in massive, dynamic IoT environments is computationally prohibitive, highlighting a scalability gap in current structural learning paradigms.

Generative models, such as Variational Autoencoders (VAEs) [37] and Generative Adversarial Networks (GANs) [38], have been explored to model the underlying data distribution for data imputation and recommendation tasks. Recently, Denoising Diffusion Probabilistic Models (DDPMs) [17] have emerged as a powerful paradigm in recommender systems. Representative works like DiffRec [39] and DiffuRec [40] formulate recommendations as a generative task, learning to reconstruct the user interaction matrix from Gaussian noise through a multi-step Markov chain process.

However, directly transplanting these standard diffusion frameworks to QoS prediction encounters non-trivial challenges. First, standard DDPMs typically require a large number of diffusion timesteps ( $T \gg 100$ ) for both training and inference. For real-time QoS prediction in large-scale service ecosystems, such iterative sampling is computationally prohibitive. Moreover, existing methods often treat the interaction matrix as a grid-like image, employing CNN-based U-Nets [18] or simple MLPs for noise estimation. This design ignores the discrete and semantic nature of user/service identities and fails to capture the higher-order dependencies in the latent space. Finally, the complex optimization of the full reverse process often suffers from convergence difficulties, limiting reproducibility in regression tasks.

Distinct from these approaches, *QoSDiff* fundamentally rethinks the application of diffusion for QoS prediction. Instead of diffusing the raw interaction matrix, we propose a novel DELM that operates in the continuous latent space. Crucially, we reframe the embedding initialization as a single-step forward diffusion process, allowing us to perform efficient denoising in a single shot without the costly iterative chain. Furthermore, unlike standard U-Net architectures, we design a specialized Attention-based Noise Predictor that naturally aligns with the non-Euclidean structure of user-service embeddings. Rather than relying solely on the generative loss, we integrate this efficient diffusion mechanism with an AAIM, ensuring that the learned representations are not only robust to noise but also semantically discriminative for accurate QoS regression.

In summary, while the field has evolved from linear CF to complex GNN architectures, the trade-off between structural modeling capability and noise robustness remains a significant challenge. By bridging efficient latent diffusion with adversarial interaction learning, our work addresses these limitations, offering a scalable and resilient solution that outperforms existing paradigms in volatile service environments.

## 6 Conclusion

In this paper, we presented *QoSDiff*, a novel framework that fundamentally decouples robust representation learning from the constraints of explicit graph construction. By integrating a single-step diffusion-based embedding generator with an adversarial attention mechanism, our approach effectively circumvents the dual challenges of extreme data sparsity and environmental noise. Extensive evaluations on large-scale real-world datasets demonstrate that *QoSDiff* significantly outperforms state-of-the-art baselines. These results provide compelling evidence that generative diffusion processes operating in the continuous latent space can capture intricate user-service dependencies more robustly than traditional message-passing paradigms, particularly in volatile service environments.

Looking forward, we envision two promising directions to extend this work:

- **Structural Enhancement:** While the current self-attention mechanism effectively captures global dependencies, integrating more topology-aware architectures—such as hypergraph attention networks or hierarchical transformer blocks—could further refine the model’s expressiveness. Future efforts will focus on lever-

aging these advanced structures to better characterize the complex, multi-modal correlations inherent in high-dimensional QoS data.

- **Temporal Dynamics:** The current framework focuses on static QoS prediction; however, real-world service quality is intrinsically dynamic. We plan to extend our diffusion paradigm to the temporal dimension by incorporating continuous time-series modeling. This enhancement will enable the framework to capture the evolution of user preferences and service variability, thereby significantly improving its applicability to real-time, dynamic service monitoring scenarios.

## Acknowledgments

This research was financially supported by Guangdong Basic and Applied Basic Research Foundation (No.2024A1515012468, 2024A1515011765), Special Projects in Key Fields of Guangdong Universities (No. 2022ZDZX1008), Guangdong Province Special Fund for Science and Technology (major special projects + task list) Project (No. STKJ202209017), Guangdong Science and Technology Plan (No. STKJ2023012), Central Guiding Local Science and Technology Development Special Fund Project (No. STKJ2024083), Guangdong Provincial Characteristic Innovation Project of Regular Colleges and Universities (No.2025KTSCX035).

The authors would like to thank the computing support provided by the DELL Precision Workstation (3rd Gen), which was used to generate Figure 1 in this paper.

## References

- [1] L. Zeng, B. Benatallah, M. Dumas, J. Kalagnanam, and Q. Z. Sheng, "Quality driven web services composition," in *Proceedings of the 12th international conference on World Wide Web*, pp. 411–421, 2003.
- [2] G. Zou, Z. Yan, S. Hu, Y. Gan, B. Zhang, and Y. Chen, "Privacy-enhanced federated expanded graph learning for secure qos prediction," *IEEE Transactions on Services Computing*, 2025.
- [3] G. Peng, Y. Wen, J. Liu, G. Kang, B. Zhang, and M. Zhou, "Energy-aware cloud manufacturing service selection and scheduling optimization," *International Journal of Computer Integrated Manufacturing*, vol. 38, no. 3, pp. 309–334, 2025.
- [4] J. Wu, J. Zhang, Y. Zhang, and Y. Wen, "Constraint-aware and multi-objective optimization for micro-service composition in mobile edge computing," *Software: Practice and Experience*, vol. 54, no. 9, pp. 1596–1620, 2024.
- [5] B. Cao, M. Peng, Z. Xie, J. Liu, H. Ye, B. Li, and K. K. Fletcher, "Prkg: pre-training representation and knowledge-graph-enhanced web service recommendation for mashup creation," *IEEE Transactions on Network and Service Management*, vol. 21, no. 2, pp. 1737–1749, 2024.
- [6] H. Liu, Z. Zhang, L. Sang, Q. Wu, and Y. Zhang, "Quality of service prediction via large language models," in *2025 IEEE International Conference on Web Services (ICWS)*, pp. 87–95, IEEE, 2025.
- [7] H. Gao, Y. Xu, Y. Yin, W. Zhang, R. Li, and X. Wang, "Context-aware qos prediction with neural collaborative filtering for internet-of-things services," *IEEE Internet of Things Journal*, vol. 7, no. 5, pp. 4532–4542, 2019.
- [8] Y. Zeng, J. Xu, Z. Zhang, C. Chen, Q. Ling, and J. Wang, "Gatcf: Graph attention collaborative filtering for reliable blockchain services selection in baas," *Sensors*, vol. 23, no. 15, p. 6775, 2023.
- [9] Q. Zhang, P. Yang, J. Yu, H. Wang, X. He, S.-M. Yiu, and H. Yin, "A survey on point-of-interest recommendation: Models, architectures, and security," *IEEE Transactions on Knowledge and Data Engineering*, 2025.
- [10] A. Krizhevsky, I. Sutskever, and G. E. Hinton, "Imagenet classification with deep convolutional neural networks," *Advances in neural information processing systems*, vol. 25, 2012.
- [11] P. Xing, N. Wang, J. Ouyang, and Z. Li, "Inv-adapter: Id customization generation via image inversion and lightweight parameter adapter," *IEEE Transactions on Pattern Analysis and Machine Intelligence*, 2025.
- [12] H. Wu, K. Yue, B. Li, B. Zhang, and C.-H. Hsu, "Collaborative qos prediction with context-sensitive matrix factorization," *Future Generation Computer Systems*, vol. 82, pp. 669–678, 2018.
- [13] F. Scarselli, M. Gori, A. C. Tsoi, M. Hagenbuchner, and G. Monfardini, "The graph neural network model," *IEEE transactions on neural networks*, vol. 20, no. 1, pp. 61–80, 2008.
- [14] X. Li, C. Fu, Z. Zhao, G. Zheng, C. Huang, Y. Yu, and J. Dong, "Dual-channel multiplex graph neural networks for recommendation," *IEEE Transactions on Knowledge and Data Engineering*, 2025.
- [15] Y. Li, J. Xu, and W. Liang, "Graphmf: Qos prediction for large scale blockchain service selection," in *2020 3rd International Conference on Smart BlockChain (SmartBlock)*, pp. 167–172, IEEE, 2020.

- [16] M. Liu, H. Xu, Q. Z. Sheng, and Z. Wang, “Qosgnn: Boosting qos prediction performance with graph neural networks,” *IEEE Transactions on Services Computing*, vol. 17, no. 2, pp. 645–658, 2023.
- [17] J. Ho, A. Jain, and P. Abbeel, “Denoising diffusion probabilistic models,” *Advances in neural information processing systems*, vol. 33, pp. 6840–6851, 2020.
- [18] O. Ronneberger, P. Fischer, and T. Brox, “U-net: Convolutional networks for biomedical image segmentation,” in *Medical image computing and computer-assisted intervention–MICCAI 2015: 18th international conference, Munich, Germany, October 5-9, 2015, proceedings, part III 18*, pp. 234–241, Springer, 2015.
- [19] A. Vaswani, N. Shazeer, N. Parmar, J. Uszkoreit, L. Jones, A. N. Gomez, Ł. Kaiser, and I. Polosukhin, “Attention is all you need,” *Advances in neural information processing systems*, vol. 30, 2017.
- [20] A. Hevopathige, A. Wijesinghe, and A. N. Zehmakan, “Beyond fixed depth: Adaptive graph neural networks for node classification under varying homophily,” *arXiv preprint arXiv:2511.06608*, 2025.
- [21] A. Mnih and R. R. Salakhutdinov, “Probabilistic matrix factorization,” *Advances in neural information processing systems*, vol. 20, 2007.
- [22] Z. Zheng, Y. Zhang, and M. R. Lyu, “Investigating qos of real-world web services,” *IEEE transactions on services computing*, vol. 7, no. 1, pp. 32–39, 2012.
- [23] I. Loshchilov and F. Hutter, “Decoupled weight decay regularization,” *arXiv preprint arXiv:1711.05101*, 2017.
- [24] M. A. Hameed, O. Al Jadaan, and S. Ramachandram, “Collaborative filtering based recommendation system: A survey,” *International Journal on Computer Science and Engineering*, vol. 4, no. 5, p. 859, 2012.
- [25] B. Sarwar, G. Karypis, J. Konstan, and J. Riedl, “Item-based collaborative filtering recommendation algorithms,” in *Proceedings of the 10th international conference on World Wide Web*, pp. 285–295, 2001.
- [26] Z. Zheng and M. R. Lyu, “Collaborative reliability prediction of service-oriented systems,” in *Proceedings of the 32nd ACM/IEEE International Conference on Software Engineering-Volume 1*, pp. 35–44, 2010.
- [27] D. Yu, Y. Liu, Y. Xu, and Y. Yin, “Personalized qos prediction for web services using latent factor models,” in *2014 IEEE international conference on services computing*, pp. 107–114, IEEE, 2014.
- [28] J. Xu, L. Xiao, Y. Li, M. Huang, Z. Zhuang, T.-H. Weng, and W. Liang, “Nfmf: neural fusion matrix factorisation for qos prediction in service selection,” *Connection Science*, vol. 33, no. 3, pp. 753–768, 2021.
- [29] G. Zou, S. Wu, S. Hu, C. Cao, Y. Gan, B. Zhang, and Y. Chen, “Ncrl: Neighborhood-based collaborative residual learning for adaptive qos prediction,” *IEEE Transactions on Services Computing*, vol. 16, no. 3, pp. 2030–2043, 2022.
- [30] T. He, Y. Liu, Y.-S. Ong, X. Wu, and X. Luo, “Polarized message-passing in graph neural networks,” *Artificial Intelligence*, vol. 331, p. 104129, 2024.
- [31] Z. Wu, D. Ding, Y. Xiu, Y. Zhao, and J. Hong, “Robust qos prediction based on reputation integrated graph convolution network,” *IEEE Transactions on Services Computing*, vol. 17, no. 03, pp. 1154–1167, 2024.
- [32] H. Zhang, S. Huang, M. Xu, D. Guo, X. Wang, X. Wang, V. C. M. Leung, and W. Wang, “Large-Scale Measurements and Optimizations on Latency in Edge Clouds,” *IEEE Transactions on Cloud Computing*, vol. 12, pp. 1218–1231, Oct. 2024.
- [33] J. Zhu, P. He, Z. Zheng, and M. R. Lyu, “Online qos prediction for runtime service adaptation via adaptive matrix factorization,” *IEEE Transactions on Parallel and Distributed Systems*, vol. 28, no. 10, pp. 2911–2924, 2017.
- [34] G. Zou, J. Chen, Q. He, K.-C. Li, B. Zhang, and Y. Gan, “Ndmf: Neighborhood-integrated deep matrix factorization for service qos prediction,” *IEEE Transactions on Network and Service Management*, vol. 17, no. 4, pp. 2717–2730, 2020.
- [35] J. Xu, Z. Xia, Y. Li, Y. Zeng, and Z. Liu, “Subgraph sampling for inductive sparse cloud services qos prediction,” in *2022 IEEE 28th International Conference on Parallel and Distributed Systems (ICPADS)*, pp. 745–753, IEEE, 2023.
- [36] J. Zhu, B. Li, J. Wang, D. Li, Y. Liu, and Z. Zhang, “Bgcl: Bi-subgraph network based on graph contrastive learning for cold-start qos prediction,” *Knowledge-Based Systems*, vol. 263, p. 110296, 2023.
- [37] D. P. Kingma and M. Welling, “Auto-encoding variational bayes,” *arXiv preprint arXiv:1312.6114*, 2013.
- [38] I. J. Goodfellow, J. Pouget-Abadie, M. Mirza, B. Xu, D. Warde-Farley, S. Ozair, A. Courville, and Y. Bengio, “Generative adversarial nets,” *Advances in neural information processing systems*, vol. 27, 2014.
- [39] W. Wang, Y. Xu, F. Feng, X. Lin, X. He, and T.-S. Chua, “Diffusion recommender model,” in *Proceedings of the 46th international ACM SIGIR conference on research and development in information retrieval*, pp. 832–841, 2023.

- [40] Z. Li, A. Sun, and C. Li, “Diffurec: A diffusion model for sequential recommendation,” *ACM Transactions on Information Systems*, vol. 42, no. 3, pp. 1–28, 2023.