

Configuration-Constrained Tube MPC for Periodic Operation

Filippo Badalamenti, Jose A. Borja-Conde, Sampath Kumar Mulagaleti, Boris Houska,
Alberto Bemporad, Mario Eduardo Villanueva*

Abstract

Periodic operation often emerges as the economically optimal mode in industrial processes, particularly under varying economic or environmental conditions. This paper proposes a robust model predictive control (MPC) framework for uncertain systems modeled as polytopic linear differential inclusions (LDIs), where the dynamics evolve as convex combinations of finitely many affine control systems with additive disturbances. The robust control problem is reformulated as a convex optimization program by optimizing over configuration-constrained polytopic tubes and tracks a periodic trajectory that is optimal for a given economic criterion. Artificial variables embedded in the formulation ensure recursive feasibility and robust constraint satisfaction when the economic criterion is updated online, while guaranteeing convergence to the corresponding optimal periodic tube when the criterion remains constant. To improve computational efficiency, we introduce a quadratic over-approximation of the periodic cost under a Lipschitz continuity assumption, yielding a Quadratic Program (QP) formulation that preserves the above theoretical guarantees. The effectiveness and scalability of the approach are demonstrated on a benchmark example and a ball-plate system with eight states.

1 Introduction

Model Predictive Control (MPC) is widely adopted for constrained multivariable systems thanks to its ability to optimize performance online while enforcing state and input constraints [26]. In many processes, periodic operation often emerges as the economically optimal mode [19], with the notable exception of linear time-invariant (LTI) systems with convex stage costs, where the optimal operation reduces to a unique steady state [14]. Such periodicity typically arises from exogenous factors—e.g., cyclic demands, time-varying prices—or from the nonlinear nature of underlying dynamics [5].

Economic MPC (E-MPC) [10] formalizes this by embedding an economic stage cost to optimize transient behavior

and minimize asymptotic cost of the closed-loop system. Under strict dissipativity, E-MPC guarantees convergence to an economically optimal equilibrium in the time-invariant case [2], while extensions to periodic operation have been proposed for nonlinear systems [17, 38]. However, these formulations become cumbersome when the optimal periodic operation changes online, as terminal conditions must be recomputed to preserve stability.

An alternative is to track a periodic solution that is optimal for a given economic criterion [24, 34]. Two-layer architectures [34] compute this solution via an upper-level dynamic real-time optimizer (DRTO) and track it with a lower-level MPC [16]; such schemes achieve local equivalence with E-MPC [37], but their performance may degrade under abrupt parameter changes or model mismatch, potentially compromising stability. Single-layer formulations integrate these tasks into one optimization problem [20, 35], ensuring recursive feasibility and convergence to the best admissible periodic operation [23]. However, these formulations introduce new challenges: online updates of the economic criterion increase problem dimensionality, and the associated cost is often non-quadratic, which precludes a Quadratic Program (QP) structure for linear systems. To address this, first-order Taylor approximations of the economic objective [6] have been proposed, recovering a QP structure at the expense of linear convergence to the economic optimum—a strategy proven practical in industrial applications [7].

Uncertainty introduces additional challenges in periodic MPC design [38]. Disturbances, unmodeled dynamics, and parameter variations prevent the system from following a single periodic trajectory; instead, one can only guarantee that the state remains within a bounded region. Consequently, the control objective shifts from tracking a trajectory to tracking a *periodic sequence of sets* that is robustly forward invariant under all admissible uncertainties. Tube-based MPC (TMPC) addresses this by optimizing over Robust Forward Invariant Tubes (RFITs) that contain all possible trajectories under disturbances. Among polyhedral tube parameterizations—see [15] for a recent survey—rigid [27, 28], homothetic [18, 29], and elastic [11, 30] tubes have been widely studied, each trading off flexibility and computational complexity. More recently, configuration-constrained (CC) polytopic tubes [31] have emerged as a flexible alternative, enabling vertex-based invariance checks that are both necessary and sufficient. At-

*F. Badalamenti (Corresponding Author, filippo.badalamenti@imtlucca.it), S.K. Mulagaleti, M.E. Villanueva and A. Bemporad are with IMT School for Advanced Studies Lucca, Piazza San Francesco 19, 55100, Italy. J.A. Borja-Conde is with University of Seville, Spain. B. Houska is with ShanghaiTech University, China.

tempts to incorporate periodicity under uncertainty have relied on ellipsoidal [32], rigid [33], or homothetic [9] tubes, but these approaches either lack flexibility or incur high computational cost.

Contribution

This work extends configuration-constrained tube MPC (CCTMPC) from tracking piecewise-constant references [3] to robust tracking of *periodic tubes* that are optimal for a given economic criterion. The uncertain system is modeled as a polytopic LDI, which naturally captures both additive disturbances and parametric uncertainty; this structure is directly handled by configuration-constrained tubes, offering greater flexibility compared to other polytopic parameterizations. Stability and convergence for constant economic criteria are ensured without requiring an explicit terminal region, thereby simplifying controller design; see Theorem 1 and Corollary 1. Furthermore, under suitable regularity assumptions on the cost, we introduce a quadratic upper approximation inspired by [6], enabling a QP formulation that preserves the theoretical guarantees of the general convex formulation while significantly improving computational efficiency. The proposed approach is validated on a benchmark example and a ball-plate system with eight states, demonstrating its effectiveness and scalability.

The remainder of the paper is structured as follows. Section 2 introduces robust optimal periodic tubes and formulates the uncertain periodic operation problem. Section 3 details the proposed periodic CCTMPC scheme and analyzes its feasibility, robustness, and stability properties. Section 4 presents the QP approximation and proves convergence to the same optimal periodic tube as the original non-approximated problem. Section 5 reports numerical results, and Section 6 concludes the paper with final remarks and future research directions.

Notation

The symbol \mathbb{I} denotes the identity matrix. For vectors a and b , we write $(a, b) = [a^\top \ b^\top]^\top$. A block-diagonal matrix with blocks Q_1, \dots, Q_n is denoted by $\text{blkd}(Q_1, \dots, Q_n)$. The operator convh denotes the convex hull, and we define the weighted squared norm as $\|z\|_Q^2 := z^\top Q z$, where $Q = Q^\top \succ 0$. We reserve t for global time, k for the prediction-horizon index, and j for the periodic-orbit index, with the shorthand $k \equiv t + k$ and $j \equiv t + j$ when no ambiguity arises.

2 Problem Formulation

This section formalizes the robust periodic MPC problem for uncertain systems represented as polytopic LDIs [8]. We introduce the system model, define periodic forward invariant tubes, and describe their configuration-constrained

parameterization, leading to the formulation of the optimal periodic tube problem.

2.1 Uncertain System Model

We consider uncertain dynamics represented as a polytopic LDI

$$x^+ \in \{Ax + Bu + w \mid (A, B) \in \Delta, w \in \mathcal{W}\}, \quad (1)$$

where $x \in \mathbb{R}^{n_x}$ and $u \in \mathbb{R}^{n_u}$ denote the state and input, and $w \in \mathcal{W} \subset \mathbb{R}^{n_x}$ is an additive disturbance belonging to a compact convex set. The uncertainty set Δ is defined as

$$\Delta := \text{convh}(\{(A_1, B_1), \dots, (A_m, B_m)\}),$$

so that (A, B) vary within the convex hull of m vertex pairs, each defining a system-input model. Inclusion (1) captures both additive disturbances and parametric uncertainty in a unified framework, and reduces to a LTI system subject to additive disturbances when $m = 1$. The system is subject to closed convex constraints $x \in \mathcal{X}$ and $u \in \mathcal{U}$.

To ensure robust operation under all possible realizations of the uncertainty, we adopt a tube-based MPC approach, in which the controller propagates sets of reachable states (tubes) rather than individual trajectories. The following subsections introduce the concepts required to synthesize such controllers.

2.2 Periodic Forward Invariant Tubes

Tube-based MPC schemes relies on the construction of Robust Forward Invariant Tubes (RFITs). To formalize this notion, define

$$\mathcal{F}(X) := \left\{ X^+ \subseteq \mathbb{R}^{n_x} \left| \begin{array}{l} \forall x \in X, \exists u \in \mathcal{U} : \\ \forall (A, B) \in \Delta, \forall w \in \mathcal{W}, \\ Ax + Bu + w \in X^+ \end{array} \right. \right\}$$

as the set of all one-step successor sets of a given set $X \subseteq \mathbb{R}^{n_x}$.

Definition 1. A sequence of sets $(X_t \subseteq \mathbb{R}^{n_x})_{t \in \mathbb{N}}$ is an RFIT if $X_{t+1} \in \mathcal{F}(X_t)$ holds for all $t \in \mathbb{N}$.

Since our control objective involves periodic operation, we focus on the following subclass of RFITs.

Definition 2. An RFIT $(X_t)_{t \in \mathbb{N}}$ is called a Periodic Forward Invariant Tube (PFIT) if there exists a period $T \in \mathbb{N}_+$ such that

$$X_{t+T} = X_t, \quad \forall t \in \mathbb{N}. \quad (2)$$

We remark that a PFIT with period $T = 1$ recovers the standard notion for a Robust Control Invariant (RCI) set, since $X_{t+1} = X_t$ implies $X_t \in \mathcal{F}(X_t)$ for all t .

2.3 Configuration-Constrained Polytopic Tubes

To obtain a tractable representation of PFITs, we adopt the configuration-constrained polyhedral representation introduced in [31]. A polytope is represented as

$$X(y) := \{x \in \mathbb{R}^{n_x} \mid Fx \leq y\}, \quad (3)$$

where $F \in \mathbb{R}^{f \times n_x}$ is a fixed matrix of facet normals and $y \in \mathbb{R}^f$ is a parameter vector. We assume that $Fx \leq 0 \implies x = 0$, which guarantees that $X(y)$ is bounded (and possibly empty) for any y .

To preserve the polytope's combinatorial structure, y is restricted to the *configuration cone*

$$\mathcal{E} := \{y \in \mathbb{R}^f \mid Ey \leq 0\},$$

where E encodes linear inequalities ensuring that the adjacency relations between facets remain invariant for all $y \in \mathcal{E}$. Under this condition, there exists a set of matrices $V := \{V_j\}_{j=1}^v$ such that

$$X(y) = \text{convh}(\{V_j y \mid j = 1, \dots, v\}), \quad \forall y \in \mathcal{E}. \quad (4)$$

The triple (F, E, V) is called a *configuration triple*. Procedures for constructing such triples from a given polytope are detailed in [13, Sec. II.A]. This structure enables efficient halfspace/vertex-based invariance conditions, which are both necessary and sufficient for robust forward invariance [13, Prop. 2].

We define $U_j = \mathbb{I}_{n_u} \otimes e_v(j)^\top$, stacking the vertex control inputs as $u := (u_1, \dots, u_v)$, such that $u_j = U_j u$. Then, we introduce the set $\mathbb{S} \subseteq \mathbb{R}^f \times \mathbb{R}^{v \cdot n_u} \times \mathbb{R}^f$ defined as

$$\mathbb{S} := \left\{ (y, u, y^+) \left| \begin{array}{l} \forall (i, j) \in \{1, \dots, m\} \times \{1, \dots, v\}, \\ F(A_i V_j y + B_i U_j u) + d \leq y^+, \\ Ey \leq 0, V_j y \in \mathcal{X}, U_j u \in \mathcal{U} \end{array} \right. \right\}, \quad (5)$$

where $d_k := \max\{F_k w : w \in \mathcal{W}\}$ for all $k \in \{1, \dots, f\}$.

Proposition 1. *Let $(y_t)_{t \in \mathbb{N}}$ be a sequence such that for all $t \in \mathbb{N}$ there exists $u_t \in \mathbb{R}^{v \cdot n_u}$ with $(y_t, u_t, y_{t+1}) \in \mathbb{S}$. Then, $(X(y_t))_{t \in \mathbb{N}}$ is an RFIT.*

Proof: The result follows from [31, Corollary 4]. ■

2.4 Optimal Configuration-Constrained PFITs

We consider the problem of computing a PFIT that is admissible under uncertainty and optimal with respect to a T -periodic cost. Let

$$\mathbf{z} := (z_0, \dots, z_T), \quad \mathbf{v} := (v_0, \dots, v_{T-1}),$$

collect the tube parameters and the stacked vertex inputs over one period. The objective is defined as a sum of T stage costs indexed via modular arithmetic [36],

$$[t+j] := (t+j) \bmod T, \quad \forall t, j \in \mathbb{N}, \quad (6)$$

and the time-shifted periodic cost is

$$M_t(\mathbf{z}, \mathbf{v}) := \sum_{j=0}^{T-1} \ell_{[t+j]}(z_j, v_j), \quad (7)$$

where t determines the modular shift in the stage cost sequence. Each stage cost $\ell_{[t+j]}$ may depend on external signals such as economic weights or reference trajectories.

The *optimal PFIT* for the cost structure at current time t is obtained by solving

$$\begin{aligned} (\mathbf{z}^\circ(t), \mathbf{v}^\circ(t)) &\in \arg \min_{\mathbf{z}, \mathbf{v}} M_t(\mathbf{z}, \mathbf{v}) \\ \text{s.t. } & (z_j, v_j, z_{j+1}) \in \mathbb{S}, \quad z_T = z_0, \\ & j \in \{0, \dots, T-1\}. \end{aligned} \quad (8)$$

The equality constraint $z_T = z_0$ enforces the periodicity of the tube cross-sections as in (2); equivalently, periodicity can be verified by $V_j z_0 = V_j z_T$ for all $j \in \{1, \dots, v\}$ if polytopes share the same configuration triple. Note that the feasibility set does not depend on t ; only the objective changes through the modular shift.

Assumption 1. *Problem (8) has a nonempty feasible set and a strictly convex objective.*

For any feasible sequence (\mathbf{z}, \mathbf{v}) , define its *cyclic successor* as

$$\mathbf{z}^+ := (z_1, \dots, z_T, z_1), \quad \mathbf{v}^+ := (v_1, \dots, v_{T-1}, v_0). \quad (9)$$

Proposition 2. *Suppose Assumption 1 holds. Then:*

1. *The optimal value of Problem (8) is independent of t and is denoted by*

$$O^\circ := \min_{\mathbf{z}, \mathbf{v}} M_t(\mathbf{z}, \mathbf{v}), \quad \forall t \in \mathbb{N}.$$

2. *For any $t \geq 0$, if $(\mathbf{z}^\circ(t), \mathbf{v}^\circ(t))$ is the unique minimizer at time t , then the minimizer at time $t+1$ is its cyclic successor*

$$(\mathbf{z}^\circ(t+1), \mathbf{v}^\circ(t+1)) = (\mathbf{z}^\circ(t)^+, \mathbf{v}^\circ(t)^+).$$

Proof. The feasibility set of Problem (8) does not depend on t . By construction of M_t and the modular indexing in (6), cyclic shifts of a feasible solution yield the same cost at the next time step. Uniqueness of the minimizer implies that the optimizer at time $t+1$ must be the cyclic successor of the optimizer at time t . ■

By Proposition 2, the closed-loop sequence of sets formed by the first component of the optimizer, $X(z_0^\circ(t))_{t \in \mathbb{N}}$, coincides with the optimal PFIT of period T . This motivates our control goal.

Problem Statement Design an MPC scheme that (i) is recursively feasible and robustly satisfies constraints, and (ii) generates an RFIT $(X(y_t))_{t \in \mathbb{N}}$ converging to the PFIT optimal for the given periodic cost M_t .

A straightforward approach would be to recompute (8) whenever the cost structure changes and then run a tracking MPC for the resulting PFIT. However, such a two-layer design suffers from the drawbacks discussed in the introduction. Instead, following the single-layer MPC philosophy [21, 22], the next section proposes a *single convex program* that simultaneously (a) identifies a PFIT candidate consistent with the current periodic cost, and (b) enforces an RFIT to track it, guaranteeing convergence to the optimal PFIT in closed loop whenever the cost remains constant.

3 CCTMPC for periodic operation

We now present a CCTMPC scheme that addresses our *Problem Statement*. Assuming without loss of generality that $T > N$, we formulate a parametric convex optimization problem solved online at each time step. The objective comprises three terms: (i) construction of a feasible PFIT, (ii) tracking via an RFIT, and (iii) a terminal term ensuring stability with respect to the feasible PFIT. The optimization problem is

$$\begin{aligned} \min_{\mathbf{y}, \mathbf{u}, \mathbf{z}, \mathbf{v}} \quad & M_t(\mathbf{z}, \mathbf{v}) + \sum_{k=0}^{N-1} \left\| \begin{bmatrix} y_k - z_k \\ u_k - v_k \end{bmatrix} \right\|_Q^2 + Z(y_N, \mathbf{z}, \mathbf{v}) \\ \text{s.t.} \quad & Fx \leq y_0, \quad y_N \in \mathbb{T}(\mathbf{z}, \mathbf{v}), \quad z_T = z_0, \\ & (y_k, u_k, y_{k+1}) \in \mathbb{S}, \quad \forall k \in \{0, \dots, N-1\}, \\ & (z_j, v_j, z_{j+1}) \in \mathbb{S}, \quad \forall j \in \{0, \dots, T-1\}. \end{aligned} \quad (10)$$

which is parametric in the current state x and the periodic cost M_t defining the economic objective at time t . The vectors $\mathbf{y} = (y_0, \dots, y_N)$ and $\mathbf{u} = (u_0, \dots, u_{N-1})$ parametrize the RFIT, while $\mathbf{z} = (z_0, \dots, z_T)$ and $\mathbf{v} = (v_0, \dots, v_{T-1})$ parametrize the PFIT. Furthermore, Z denotes the terminal cost and \mathbb{T} the associated terminal region, both defined in terms of the feasible PFIT. Their construction is detailed in the next subsection.

3.1 Design of the terminal ingredients

We define the terminal cost Z and the induced terminal set \mathbb{T} as a finite-horizon approximation of the infinite-horizon control law. To this end, we introduce the cost-to-travel function

$$\begin{aligned} V(y, y^+, z, v) &:= \min_u \|(y - z, u - v)\|_Q^2 \\ \text{s.t.} \quad & (y, u, y^+) \in \mathbb{S}, \end{aligned} \quad (11)$$

for fixed z and v , with $V(y, y^+, z, v) = \infty$ if (11) is infeasible.

Then, Problem (10) is equivalent to

$$\begin{aligned} \min_{\mathbf{y}, \mathbf{z}, \mathbf{v}} \quad & M(\mathbf{z}, \mathbf{v} | t, p) + \sum_{k=0}^{N-1} V(y_k, y_{k+1}, z_k, v_k) + Z(y_N, \mathbf{z}, \mathbf{v}) \\ \text{s.t.} \quad & Fx \leq y_0, \quad y_N \in \mathbb{T}(\mathbf{z}, \mathbf{v}), \quad z_T = z_0, \\ & (z_j, v_j, z_{j+1}) \in \mathbb{S}, \quad \forall j \in \{0, \dots, T-1\}. \end{aligned} \quad (12)$$

We also define the terminal cost as

$$\begin{aligned} Z(y, \mathbf{z}, \mathbf{v}) &:= \min_u \|(y - z_N, u - v_N)\|_P^2 \\ \text{s.t.} \quad & (y, u, z_{N+1} + \gamma(y - z_N)) \in \mathbb{S}, \end{aligned} \quad (13)$$

where $P \succ 0$ and $\gamma \in [0, 1)$. We now show that the function $Z(y, \mathbf{z}, \mathbf{v})$ satisfies the Lyapunov descent condition inside the implicitly defined terminal set

$$\mathbb{T}(\mathbf{z}, \mathbf{v}) := \{y \mid Z(y, \mathbf{z}, \mathbf{v}) < \infty\}.$$

Theorem 1. *Suppose Assumption 1 holds. Let (\mathbf{z}, \mathbf{v}) satisfy*

$$z_0 = z_T \quad \text{and} \quad (z_j, v_j, z_{j+1}) \in \mathbb{S}, \quad \forall j \in \{0, \dots, T-1\}. \quad (14)$$

Then, $Z(y, \mathbf{z}, \mathbf{v})$ is positive definite at $y = z_N$. Moreover, if

$$\gamma^2 P + Q \preceq P \quad (15)$$

then for any $\bar{y} \in \mathbb{T}(\mathbf{z}, \mathbf{v})$ there exists $\bar{y}^+ \in \mathbb{T}(\mathbf{z}^+, \mathbf{v}^+)$ such that

$$Z(\bar{y}^+, \mathbf{z}^+, \mathbf{v}^+) + V(\bar{y}, \bar{y}^+, z_N, v_N) \leq Z(\bar{y}, \mathbf{z}, \mathbf{v}), \quad (16)$$

where $(\mathbf{z}^+, \mathbf{v}^+)$ denotes the cyclic successor defined in (9).

Proof. Under Assumption 1, there exists (\mathbf{z}, \mathbf{v}) satisfying (14). Positive definiteness of Z at $y = z_N$ follows because the objective of (13) is positive definite about the origin.

To establish (16), denote by \bar{u} the minimizer of Problem (13) at $y = \bar{y} \in \mathbb{T}(\mathbf{z}, \mathbf{v})$

$$Z(\bar{y}, \mathbf{z}, \mathbf{v}) = \|(\bar{y} - z_N, \bar{u} - v_N)\|_P^2. \quad (17)$$

Comparing Problems (13) and (11) at $y = \bar{y}$ and setting

$$y^+ = \bar{y}^+ := z_{N+1} + \gamma(\bar{y} - z_N), \quad (18)$$

we observe that $u = \bar{u}$ is a feasible solution such that

$$V(\bar{y}, \bar{y}^+, z_N, v_N) \leq \|(\bar{y} - z_N, \bar{u} - v_N)\|_Q^2. \quad (19)$$

It remains to show that under (15)

$$Z(\bar{y}^+, \mathbf{z}^+, \mathbf{v}^+) \leq \gamma^2 \|(\bar{y} - z_N, \bar{u} - v_N)\|_P^2, \quad (20)$$

since combining (17), (19) and (20) with the matrix inequality in (15) yields (16). To prove (20), we recall from

the definitions of \mathbb{S} in (5) and $(\mathbf{z}^+, \mathbf{v}^+)$ in (9) that the optimization problem defining $Z(\bar{y}^+, \mathbf{z}^+, \mathbf{v}^+)$ is feasible if and only if there exists some \bar{u}^+ satisfying

$$F(A_i V_j \bar{y}^+ + B_i U_j \bar{u}^+) + d \leq z_{N+2} + \gamma(\bar{y}^+ - z_{N+1}) \quad (21)$$

for all $(i, j) \in \{1, \dots, m\} \times \{1, \dots, v\}$, along with the input constraints $U_j \bar{u}^+ \in \mathbb{U}$. Towards showing (21), we recall again that the definition of \mathbb{S} implies that the inequalities

$$F(A_i V_j \bar{y} + B_i U_j \bar{u}) + d \leq z_{N+1} + \gamma(\bar{y} - z_N), \quad (22a)$$

$$F(A_i V_j z_N + B_i U_j v_N) + d \leq z_{N+1}, \quad (22b)$$

$$F(A_i V_j z_{N+1} + B_i U_j v_{N+1}) + d \leq z_{N+2} \quad (22c)$$

hold for all $(i, j) \in \{1, \dots, m\} \times \{1, \dots, v\}$ by feasibility of the problem defining $Z(\bar{y}, \mathbf{z}, \mathbf{v})$, and (14). Multiplying the first inequality by γ , the second by $(1 - \gamma)$, and summing all three in (22) gives

$$\begin{aligned} F(A_i V_j \bar{y}^+ + B_i U_j (v_{N+1} + \gamma(\bar{u} - v_N))) + d \\ + F(A_i V_j z_N + B_i U_j v_N) + d \\ \leq z_{N+2} + \gamma^2(\bar{y} - z_N) + z_{N+1}. \end{aligned} \quad (23)$$

As per the definition of the candidate \bar{y}^+ in (18), we have

$$z_{N+2} + \gamma(\bar{y}^+ - z_{N+1}) = z_{N+2} + \gamma^2(\bar{y} - z_N). \quad (24)$$

Substituting (24) in (23) and exploiting (22b), we see that the inequality in (21) holds with

$$\bar{u}^+ = v_{N+1} + \gamma(\bar{u} - v_N). \quad (25)$$

Thus, $Z(\bar{y}^+, \mathbf{z}^+, \mathbf{v}^+)$ is feasible with $u = \bar{u}^+$, and substituting (\bar{y}^+, \bar{u}^+) into the objective $\|(\bar{y}^+ - z_{N+1}, \bar{u}^+ - v_{N+1})\|_P^2$, yields (20). This completes the proof. \blacksquare

In summary, Problem (10) can be implemented as

$$\begin{aligned} \min_{\mathbf{y}, \mathbf{u}, \mathbf{z}, \mathbf{v}} \quad & M_t(\mathbf{z}, \mathbf{v}) + \sum_{k=0}^{N-1} \left\| \begin{bmatrix} y_k - z_k \\ u_k - v_k \end{bmatrix} \right\|_Q^2 + \left\| \begin{bmatrix} y_N - z_N \\ u_N - v_N \end{bmatrix} \right\|_P^2 \\ \text{s.t.} \quad & Fx \leq y_0, \quad z_T = z_0, \\ & (y_k, u_k, y_{k+1}) \in \mathbb{S}, \quad \forall k \in \{0, \dots, N-1\}, \\ & (z_j, v_j, z_{j+1}) \in \mathbb{S}, \quad \forall j \in \{0, \dots, T-1\}, \\ & (y_N, u_N, z_{N+1} + \gamma(y_N - z_N)) \in \mathbb{S}. \end{aligned} \quad (26)$$

3.2 Closed-loop control law

Let the minimizers of Problem (10) at time t be denoted by $\mathbf{y}^*(x, t)$, $\mathbf{u}^*(x, t)$, $\mathbf{z}^*(x, t)$, and $\mathbf{v}^*(x, t)$. The applied input is defined as a convex combination of the vertex inputs associated to the set $X(y_0^*(x, t))$

$$\mu(x, t) := \sum_{j=1}^v \lambda_j(x, t) u_{0,j}^*(x, t), \quad (27)$$

where $\lambda(x, t) \in \mathbb{R}^v$ solves the QP

$$\min_{\lambda \geq 0} \|\lambda\|_2^2 \quad \text{s.t.} \quad x = \sum_{j=1}^v \lambda_j V_j y_0^*(x, t), \quad \sum_{j=1}^v \lambda_j = 1.$$

Under (27), the closed-loop system evolves according to the polytopic LDI

$$x_{t+1} \in \{Ax_t + B\mu(x_t, t) + w \mid (A, B) \in \Delta, w \in \mathcal{W}\}. \quad (28)$$

3.3 Recursive feasibility and stability analysis

Let $\mathcal{O}(x, t)$ denote the optimal value of Problem (26) at time t , and define the Lyapunov candidate

$$\mathcal{L}(x, t) := \mathcal{O}(x, t) - \mathcal{O}^0. \quad (29)$$

Corollary 1. *Suppose Assumption 1 holds, and let $Q, P \succ 0$ and $\gamma \in [0, 1)$ in (26) satisfy (15). Then, for any periodic cost sequence $(M_t)_{t \in \mathbb{N}}$, the following hold for all trajectories of the closed-loop LDI (28):*

1. *If Problem (26) is feasible at $t = 0$, it remains feasible for all $t \in \mathbb{N}$.*
2. *If M_t structure remains fixed (i.e., only modulo cycling of stage costs), then $\mathcal{L}(x, t) \geq 0$ for all x, t , and $\mathcal{L}(x, t) = 0$ if and only if*

$$\begin{aligned} (y_k^*(x, t), u_k^*(x, t)) &= (z_k^0, v_k^0), \\ (z_j^*(x, t), v_j^*(x, t)) &= (z_j^0, v_j^0), \end{aligned}$$

for all $(k, j) \in \{0, \dots, N\} \times \{0, \dots, T\}$. Moreover, \mathcal{L} satisfies the Lyapunov decrease condition

$$\begin{aligned} \sup_{x^+ \in (28)} \mathcal{L}(x^+, t+1) - \mathcal{L}(x, t) \\ \leq -V(y_0^*(x, t), y_1^*(x, t), z_0^*(x, t), v_0^*(x, t)). \end{aligned} \quad (30)$$

As a result, $\lim_{t \rightarrow \infty} \mathcal{L}(x, t) = 0$, and the minimizers of (26) converge to the optimal PFIT

$$\begin{aligned} \lim_{t \rightarrow \infty} (y_k^*(x_t, t), u_k^*(x_t, t)) &= (z_k^0, v_k^0), \\ \lim_{t \rightarrow \infty} (z_j^*(x_t, t), v_j^*(x_t, t)) &= (z_j^0, v_j^0). \end{aligned} \quad (31)$$

Proof. 1. Assume feasibility at time $t \in \mathbb{N}$. Define

$$\tilde{y}^+ := z_{N+1}^*(x_t, t) + \gamma(y_N^*(x_t, t) - z_N^*(x_t, t)), \quad (32a)$$

$$\tilde{u}^+ := v_{N+1}^*(x_t, t) + \gamma(u_N^*(x_t, t) - v_N^*(x_t, t)). \quad (32b)$$

Construct the feasible solution for $t+1$ as

$$\tilde{\mathbf{y}} := (y_1^*(x_t, t), \dots, y_N^*(x_t, t), \tilde{y}^+), \quad (33a)$$

$$\tilde{\mathbf{u}} := (u_1^*(x_t, t), \dots, u_N^*(x_t, t), \tilde{u}^+), \quad (33b)$$

$$\tilde{\mathbf{z}} := (z_1^*(x_t, t), \dots, z_T^*(x_t, t), z_0^*(x_t, t)), \quad (33c)$$

$$\tilde{\mathbf{v}} := (v_1^*(x_t, t), \dots, v_{T-1}^*(x_t, t), v_0^*(x_t, t)), \quad (33d)$$

where $(\tilde{\mathbf{z}}, \tilde{\mathbf{v}})$ is the cyclic successor of $(\mathbf{z}^*, \mathbf{v}^*)$ as in (9). By Theorem 1, this candidate satisfies all constraints for any cost M_t , proving recursive feasibility.

2. If $y_0^*(x_t, t) \neq z_0^*(x_t, t)$, then

$$V(y_0^*(x_t, t), y_1^*(x_t, t), z_0^*(x_t, t), v_0^*(x_t, t)) > 0$$

by (11). Using the candidate in (33), the cost of Problem (12) at $(x_{t+1}, t+1)$ is strictly less than $\mathcal{O}(x_t, t)$ for every $x_{t+1} \in (28)$. This is because the invariance constraints in \mathbb{S} are enforced for all $(A_i, B_i) \in \Delta$ and disturbances $w \in \mathcal{W}$, guaranteeing feasibility regardless of the actual successor x_{t+1} . Consequently, the Lyapunov decrease condition (30) holds uniformly over all admissible successors. Therefore, $\mathcal{L}(x_t, t)$ is strictly decreasing and, under Assumption 1, the sequence of minimizers converges to the unique optimal PFIT as in (31). \blacksquare

4 QP-based periodic CCTMPC

Problem (26) is a convex optimization problem with linear feasibility constraints, guaranteeing global optimality. However, the non-quadratic structure of the periodic cost M_t makes its online solution computationally demanding. To improve real-time feasibility, we introduce a quadratic upper approximation of M_t based on its first-order Taylor expansion under a mild smoothness assumption. This approximation enables a QP formulation that preserves recursive feasibility—since the constraint set remains unchanged—and ensures convergence to the same solution as Problem (26).

Assumption 2. *For every $t \in \mathbb{N}$, the gradient of M_t with respect to (\mathbf{z}, \mathbf{v}) is Lipschitz continuous. That is, there exists $\eta > 0$ such that for any feasible pairs $(\mathbf{z}_1, \mathbf{v}_1)$ and $(\mathbf{z}_2, \mathbf{v}_2)$ of Problem (8),*

$$\|\nabla M_t(\mathbf{z}_1, \mathbf{v}_1) - \nabla M_t(\mathbf{z}_2, \mathbf{v}_2)\| \leq \eta \cdot \|(\mathbf{z}_1, \mathbf{v}_1) - (\mathbf{z}_2, \mathbf{v}_2)\|.$$

Given a feasible linearization point $(\hat{\mathbf{z}}, \hat{\mathbf{v}})$ for (8), we construct a quadratic upper approximation of M_t that is parameterized by $(\hat{\mathbf{z}}, \hat{\mathbf{v}})$. Specifically, for any (\mathbf{z}, \mathbf{v}) , define

$$\hat{M}_t(\mathbf{z}, \mathbf{v}; \hat{\mathbf{z}}, \hat{\mathbf{v}}) := M_t(\hat{\mathbf{z}}, \hat{\mathbf{v}}) + \nabla M_t(\hat{\mathbf{z}}, \hat{\mathbf{v}})^\top [(\mathbf{z}, \mathbf{v}) - (\hat{\mathbf{z}}, \hat{\mathbf{v}})] + \frac{\eta}{2} \|(\mathbf{z}, \mathbf{v}) - (\hat{\mathbf{z}}, \hat{\mathbf{v}})\|_2^2, \quad (34)$$

where the semicolon emphasizes that $(\hat{\mathbf{z}}, \hat{\mathbf{v}})$ are fixed parameters of the approximation. By construction, this function satisfies

$$M_t(\mathbf{z}, \mathbf{v}) \leq \hat{M}_t(\mathbf{z}, \mathbf{v}; \hat{\mathbf{z}}, \hat{\mathbf{v}}), \quad \forall (\mathbf{z}, \mathbf{v}). \quad (35)$$

Replacing M_t by \hat{M}_t in (26), the QP-based periodic MPC

Algorithm 1 QP-Based Approximation for Periodic Tube MPC

Require: Initial feasible $(\hat{\mathbf{z}}, \hat{\mathbf{v}})$.

At each sampling time $t \geq 0$:

- 1: Read current state x_t .
 - 2: Solve QP (36) to compute $(\mathbf{y}^\bullet, \mathbf{u}^\bullet, \mathbf{z}^\bullet, \mathbf{v}^\bullet)(x_t, t, \hat{\mathbf{z}}, \hat{\mathbf{v}})$.
 - 3: Compute $\hat{\mu}(x_t, t, \hat{\mathbf{z}}, \hat{\mathbf{v}})$ and apply to system (1).
 - 4: Update $(\hat{\mathbf{z}}, \hat{\mathbf{v}}) \leftarrow ([z_1^\bullet, \dots, z_{T-1}^\bullet, z_0^\bullet], [v_1^\bullet, \dots, v_{T-1}^\bullet, v_0^\bullet])$.
-

formulation becomes

$$\begin{aligned} \min_{\mathbf{y}, \mathbf{u}, \mathbf{z}, \mathbf{v}} \quad & \hat{M}_t(\mathbf{z}, \mathbf{v}; \hat{\mathbf{z}}, \hat{\mathbf{v}}) + \sum_{k=0}^{N-1} \left\| \begin{bmatrix} y_k - z_k \\ u_k - v_k \end{bmatrix} \right\|_Q^2 + \left\| \begin{bmatrix} y_N - z_N \\ u_N - v_N \end{bmatrix} \right\|_P^2 \\ \text{s.t.} \quad & Fx \leq y_0, \quad z_T = z_0, \\ & (y_k, u_k, y_{k+1}) \in \mathbb{S}, \quad \forall k \in \{0, \dots, N-1\}, \\ & (z_j, v_j, z_{j+1}) \in \mathbb{S}, \quad \forall j \in \{0, \dots, T-1\}, \\ & (y_N, u_N, z_{N+1} + \gamma(y_N - z_N)) \in \mathbb{S}. \end{aligned} \quad (36)$$

Denote the minimizers of Problem (36) by $\mathbf{y}^\bullet(x, t, \hat{\mathbf{z}}, \hat{\mathbf{v}})$, $\mathbf{u}^\bullet(x, t, \hat{\mathbf{z}}, \hat{\mathbf{v}})$, $\mathbf{z}^\bullet(x, t, \hat{\mathbf{z}}, \hat{\mathbf{v}})$, and $\mathbf{v}^\bullet(x, t, \hat{\mathbf{z}}, \hat{\mathbf{v}})$. The corresponding MPC control law is

$$\hat{\mu}(x, t, \hat{\mathbf{z}}, \hat{\mathbf{v}}) := \sum_{j=1}^v \hat{\lambda}_j(x, t, \hat{\mathbf{z}}, \hat{\mathbf{v}}) u_{0,j}^\bullet(x, t, \hat{\mathbf{z}}, \hat{\mathbf{v}}), \quad (37)$$

where $\hat{\lambda}(x, t, \hat{\mathbf{z}}, \hat{\mathbf{v}}) \in \mathbb{R}^v$ solves

$$\min_{\hat{\lambda} \geq 0} \|\hat{\lambda}\|_2^2 \quad \text{s.t.} \quad x = \sum_{j=1}^v \hat{\lambda}_j V_j y_0^\bullet(x, t, \hat{\mathbf{z}}, \hat{\mathbf{v}}), \quad \sum_{j=1}^v \hat{\lambda}_j = 1.$$

Under this control law, the closed-loop system evolves as

$$x_{t+1} \in \{Ax_t + B\hat{\mu}(x_t, t, \hat{\mathbf{z}}, \hat{\mathbf{v}}) + w \mid (A, B) \in \Delta, w \in \mathcal{W}\}. \quad (38)$$

In Algorithm 1, the linearization point $(\hat{\mathbf{z}}, \hat{\mathbf{v}})$ at each time step is chosen as the optimizer of Problem (36) from the previous iteration. To initialize the algorithm, a feasible pair $(\hat{\mathbf{z}}, \hat{\mathbf{v}})$ can be obtained, e.g., by solving Problem (8). The following result establishes stability properties of the closed-loop system.

Theorem 2. *Suppose Assumptions 1 and 2 hold, and let $Q, P \succ 0$ and $\gamma \in [0, 1)$ in (36) satisfy (15). Then, under Algorithm 1, the following hold for all trajectories of the closed-loop system (38):*

1. *If Problem (36) is feasible at $t = 0$, it remains feasible for all $t \in \mathbb{N}$.*
2. *If M_t structure remains fixed (i.e., only modulo cycling of stage costs), the closed-loop system is asymptotically stable, and the minimizers converge to the*

optimal PFIT parameters

$$\begin{aligned} \lim_{t \rightarrow \infty} (y_k^\bullet(x_t, t, \hat{\mathbf{z}}, \hat{\mathbf{v}}), u_k^\bullet(x_t, t, \hat{\mathbf{z}}, \hat{\mathbf{v}})) &= (z_k^\circ, v_k^\circ), \\ \lim_{t \rightarrow \infty} (z_j^\bullet(x_t, t, \hat{\mathbf{z}}, \hat{\mathbf{v}}), v_j^\bullet(x_t, t, \hat{\mathbf{z}}, \hat{\mathbf{v}})) &= (z_j^\circ, v_j^\circ). \end{aligned} \quad (39)$$

for all $(k, j) \in \{0, \dots, N\} \times \{0, \dots, T\}$.

Proof. 1) Problems (26) and (36) share the same constraint set; hence, the argument in Corollary 1 for recursive feasibility applies directly.

2) For stability, fix a feasible linearization point $(\hat{\mathbf{z}}, \hat{\mathbf{v}})$ at time t . Denote the objective function of Problem (36) by $L(\mathbf{y}, \mathbf{u}, \mathbf{z}, \mathbf{v}; x, t, \hat{\mathbf{z}}, \hat{\mathbf{v}})$, and let

$$\hat{\mathcal{O}}(x, t, \hat{\mathbf{z}}, \hat{\mathbf{v}}) := L(\mathbf{y}^\bullet, \mathbf{u}^\bullet, \mathbf{z}^\bullet, \mathbf{v}^\bullet; x, t, \hat{\mathbf{z}}, \hat{\mathbf{v}})$$

be its optimal value. Define the Lyapunov candidate as

$$\hat{\mathcal{L}}(x, t, \hat{\mathbf{z}}, \hat{\mathbf{v}}) := \hat{\mathcal{O}}(x, t, \hat{\mathbf{z}}, \hat{\mathbf{v}}) - \mathcal{O}^\circ. \quad (40)$$

At time $t + 1$, the cyclic successors

$$\mathbf{z}^+ = (z_1^\bullet, \dots, z_{T-1}^\bullet, z_0^\bullet), \quad \mathbf{v}^+ = (v_1^\bullet, \dots, v_{T-1}^\bullet, v_0^\bullet),$$

and the shifted sequences constructed as in Theorem (1)

$$\mathbf{y}^+ = (y_1^\bullet, \dots, y_{N-1}^\bullet, \tilde{y}^+), \quad \mathbf{u}^+ = (u_1^\bullet, \dots, u_{N-1}^\bullet, \tilde{u}^+)$$

form a feasible candidate for Problem (36). Algorithm 1 updates the linearization point to $(\hat{\mathbf{z}}^+, \hat{\mathbf{v}}^+) = (\mathbf{z}^+, \mathbf{v}^+)$.

To establish stability, we must show

$$\begin{aligned} \Delta L := \sup_{x_{t+1} \in (38)} L(\mathbf{y}^+, \mathbf{u}^+, \mathbf{z}^+, \mathbf{v}^+; x_{t+1}, t+1, \hat{\mathbf{z}}^+, \hat{\mathbf{v}}^+) \\ - \hat{\mathcal{O}}(x, t, \hat{\mathbf{z}}, \hat{\mathbf{v}}) \leq 0. \end{aligned} \quad (41)$$

Since the invariance constraints in \mathbb{S} hold for all $(A_i, B_i) \in \Delta$ and $w \in \mathcal{W}$, the candidate remains feasible for every x_{t+1} in the polytopic LDI (38). Moreover, the objective depends on x_{t+1} only through the initial constraint, which is satisfied by construction; hence, the supremum coincides with the candidate cost and the decrease condition will hold uniformly.

Introduce an auxiliary linearization point $(\tilde{\mathbf{z}}^+, \tilde{\mathbf{v}}^+)$ at $t + 1$

$$\tilde{\mathbf{z}}^+ = (\hat{z}_1, \dots, \hat{z}_{T-1}, \hat{z}_0), \quad \tilde{\mathbf{v}}^+ = (\hat{v}_1, \dots, \hat{v}_{T-1}, \hat{v}_0),$$

and split $\Delta L := \Delta L_1 + \Delta L_2$ where

$$\begin{aligned} \Delta L_1 &= L(\mathbf{y}^+, \mathbf{u}^+, \mathbf{z}^+, \mathbf{v}^+; x_{t+1}, t+1, \hat{\mathbf{z}}^+, \hat{\mathbf{v}}^+) \\ &\quad - L(\mathbf{y}^+, \mathbf{u}^+, \mathbf{z}^+, \mathbf{v}^+; x_{t+1}, t+1, \tilde{\mathbf{z}}^+, \tilde{\mathbf{v}}^+), \\ \Delta L_2 &= L(\mathbf{y}^+, \mathbf{u}^+, \mathbf{z}^+, \mathbf{v}^+; x_{t+1}, t+1, \tilde{\mathbf{z}}^+, \tilde{\mathbf{v}}^+) \\ &\quad - \hat{\mathcal{O}}(x, t, \hat{\mathbf{z}}, \hat{\mathbf{v}}). \end{aligned}$$

For ΔL_1 the difference reduces to

$$\Delta L_1 = \hat{M}_{t+1}(\mathbf{z}^+, \mathbf{v}^+; \hat{\mathbf{z}}^+, \hat{\mathbf{v}}^+) - \hat{M}_{t+1}(\mathbf{z}^+, \mathbf{v}^+; \tilde{\mathbf{z}}^+, \tilde{\mathbf{v}}^+).$$

Since $(\mathbf{z}^+, \mathbf{v}^+) = (\hat{\mathbf{z}}^+, \hat{\mathbf{v}}^+)$, we have

$$\Delta L_1 = M_{t+1}(\mathbf{z}^+, \mathbf{v}) - \hat{M}_{t+1}(\mathbf{z}^+, \mathbf{v}^+; \tilde{\mathbf{z}}^+, \tilde{\mathbf{v}}^+) \leq 0,$$

with the inequality following from (35). For ΔL_2 we obtain

$$\begin{aligned} \Delta L_2 &= \hat{M}_{t+1}(\mathbf{z}^+, \mathbf{v}^+; \tilde{\mathbf{z}}^+, \tilde{\mathbf{v}}^+) - \hat{M}_t(\mathbf{z}^\bullet, \mathbf{v}^\bullet; \hat{\mathbf{z}}, \hat{\mathbf{v}}) \\ &\quad - \left(\left\| \begin{bmatrix} y_0^\bullet - z_0^\bullet \\ u_0^\bullet - v_0^\bullet \end{bmatrix} \right\|_Q^2 \right) \\ &\quad - \left(\left\| \begin{bmatrix} y_N^\bullet - z_N^\bullet \\ u_N^\bullet - v_N^\bullet \end{bmatrix} \right\|_P^2 - \left\| \begin{bmatrix} \tilde{y}^+ - z_{N+1}^\bullet \\ \tilde{u}^+ - v_{N+1}^\bullet \end{bmatrix} \right\|_P^2 - \left\| \begin{bmatrix} y_N^\bullet - z_N^\bullet \\ u_N^\bullet - v_N^\bullet \end{bmatrix} \right\|_Q^2 \right). \end{aligned} \quad (42)$$

In (42), the \hat{M} terms in the first row cancels out, being $(\mathbf{z}^+, \mathbf{v}^+)$ and $(\tilde{\mathbf{z}}^+, \tilde{\mathbf{v}}^+)$ the cycled successors of $(\mathbf{z}^\bullet, \mathbf{v}^\bullet)$ and $(\hat{\mathbf{z}}, \hat{\mathbf{v}})$ respectively. Moreover, by positive definiteness of Q, P and condition (15), the remaining quadratic terms are nonnegative, implying $\Delta L_2 \leq 0$.

Therefore, the inequality (41) holds, with strict decrease whenever $y_0^\bullet(x_t, t) \neq z_0^\bullet(x_t, t)$. Since $\hat{\mathcal{L}}$ is bounded below and strictly decreases otherwise, it converges to zero. Under Assumption 1, the minimizers converge to the unique PFIT as in (39). ■

5 Numerical Examples

This section presents two case studies to validate the performance and robustness of the proposed CCTMPC scheme. In both examples, the terminal cost defined in (13) is computed using a discount factor of $\gamma = 0.95$. All simulations are conducted in MATLAB and average computational time is obtained on a i5-8350U CPU.

5.1 Illustrative Example

We consider a double integrator system affected by both additive disturbances and multiplicative uncertainties. The system dynamics are

$$x^+ = \begin{bmatrix} 1 + \zeta & 1 + \zeta \\ 0 & 1 + \zeta \end{bmatrix} x + \begin{bmatrix} 0 \\ 1 + \zeta \end{bmatrix} + w, \quad |\zeta| \leq 0.05. \quad (43)$$

where the uncertain system in (1) is represented as the convex hull of $m = 2$ models corresponding to the extremal realizations of ζ . The state and input constraints are $\mathcal{X} = [-8, 3] \times [-1.5, 4]$ and $\mathcal{U} = [-1, 1]$, the additive disturbance satisfies $\mathcal{W} = \{w : |w| \leq [0 \ 0.1]^\top\}$. The matrix F in (3) is constructed following the procedure in [4, Section 4.2], using as base hyperplane vectors $\tilde{F}_i = [\cos(\frac{i-1}{8}2\pi) \ \sin(\frac{i-1}{8}2\pi)]$, $i = 1, \dots, 8$, resulting in $f = v = e = 8$. The control scheme uses a prediction horizon of $N = 2$ and a tube period of $T = 6$. The time-varying stage cost in Problem (8) is defined as

$$\ell_{[t+j]}(z_j, v_j) := 10^2 \left\| z_j - (z_m + Fx_{[t+j]}^{ref}) \right\|_2^2 + 10^{-2} \|v_j\|_2^2,$$

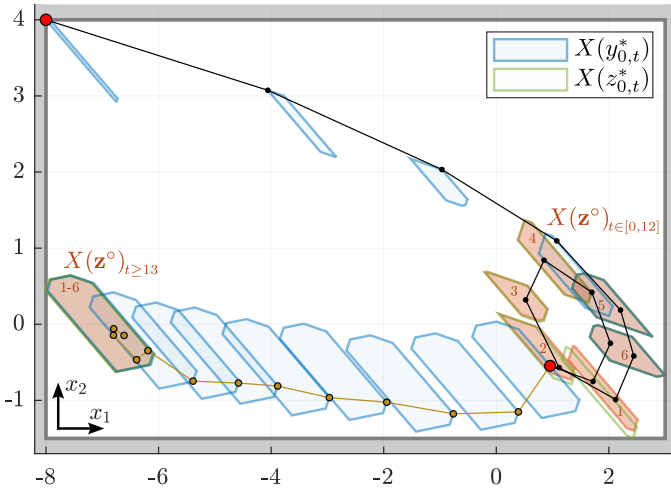


Figure 1: Closed-loop evolution of System (43). Dotted lines indicate state trajectories, with red dots marking states at $t = 0$ and at the reference change. For $t \in [0, 12]$, $x_{[t+j]}^{ref} = (3 \cos(\theta_{[t+j]}), \frac{1}{2} \sin(\theta_{[t+j]})) + (\frac{3}{2}, 0)$, with $\theta_{[t+j]} = -(\frac{[t+j]}{T} 2\pi) - \frac{\pi}{2}$. When $t \geq 13$, $x_{[t+j]}^{ref} = (-10, 0)$. Sets $X(y_0^*)$ and $X(z_0^*)$ are shown for $t \leq 5$ and $t \in [13, 21]$.

where the vector z_m is computed offline by solving the auxiliary optimization problem

$$\begin{aligned} \min_{z_m, v_m} \quad & \ell(z_m, v_m) \\ \text{s.t.} \quad & (z_m, v_m, z_m) \in \mathbb{S}, \end{aligned} \quad (44)$$

which determines an optimal Robust Control Invariant (RCI) set. The center of this set is then translated by the desired periodic reference $x_{[t+j]}^{ref} \in \{x_0^{ref}, \dots, x_T^{ref}\} =: \mathbf{x}^{ref}$, cycled according to (6). The cost function in (44) is given by $\ell(z_m, v_m) := \|(z_m, v_m)\|_{(Q_c + Q_v)}^2$, with $Q_c = (\bar{V}, \bar{U})^\top \bar{Q}_c (\bar{V}, \bar{U})$ and $Q_v = \sum_{j=1}^v (\bar{V} - V_k, \bar{U} - U_k)^\top \bar{Q}_v (\bar{V} - V_k, \bar{U} - U_k)$, where $\bar{Q}_c = \mathbb{I}_3$ and $\bar{Q}_v = \text{blkd}(10\mathbb{I}_2, 1)$. The tracking cost matrices in the MPC formulation are set as $Q = Q_v + 10^{-2}\mathbb{I}_{16}$, and $P = (1 - \gamma^2)^{-1}Q$.

Since the resulting cost in Problem (26) is quadratic, no first-order approximation is required. Figure 1 illustrates the closed-loop evolution of the tube and reference sets: blue sets represent the system tube, green sets denote the artificial periodic reference, and red sets indicate the desired optimal PFIT corresponding to different reference vectors \mathbf{x}^{ref} . These results confirm that the proposed control scheme effectively drives the system to follow the desired periodic tube. Figure 3 shows the evolution of the Lyapunov function \mathcal{L}_t defined in (29), which converges to zero after each change in the reference.

5.2 Ball-Plate system

We consider a linearized ball-plate system [25], discretized with a sampling time of 0.4 s. The system dynamics are

described by

$$x^+ = \text{blkd}(A, A) x + \text{blkd}(B, B) u + w, \quad (45)$$

where

$$A = \begin{bmatrix} 1 & 0.4 & 0.0704 & 8 \cdot 10^{-4} \\ 0 & 1 & 2.8 & 0.0704 \\ 0 & 0 & 1 & 0.4 \\ 0 & 0 & 0 & 1 \end{bmatrix}, \quad B = \begin{bmatrix} 0 \\ 8 \cdot 10^{-4} \\ 0.0104 \\ 0.4 \end{bmatrix}. \quad (46)$$

The state vector is partitioned as $x = (x^1, x^2)$, where for each axis $i \in \{1, 2\}$ the state $x^i = (x_b^i, \dot{x}_b^i, \theta_p^i, \dot{\theta}_p^i)$ includes the ball position and velocity (x_b^i, \dot{x}_b^i) and the plate angle and angular velocity $(\theta_p^i, \dot{\theta}_p^i)$. The input vector is $u = (\ddot{\theta}_p^1, \ddot{\theta}_p^2)$, representing the plate angular accelerations along each axis. State constraints reflect the physical limitations of the plate

$$\mathcal{X} = \left\{ |x^{1,2}| \leq (0.25, 2, \frac{\pi}{3}, \pi), |x_b^1| + |x_b^2| \leq 0.3 \right\}$$

with an additional constraint $x_b^1 \leq 0.15$ to exclude an undesired region. The input set is defined as $\mathcal{U} = \{|u| \leq 2 \text{ rad/s}^2\}$, while additive disturbance w affects only the zero-order dynamics and is modeled as

$$\mathcal{W} = \left\{ \text{blkd}(B_w, B_w) w \mid |w| \leq 8 \cdot 10^{-5} \begin{bmatrix} 1 \\ 1 \end{bmatrix} \right\}, \quad B_w = \begin{bmatrix} 1 & 0 \\ 0 & 0 \\ 0 & 1 \\ 0 & 0 \end{bmatrix}.$$

For the tube design, the matrix F in (3) is constructed following the procedure in [4, Section 4.2]. The base template \hat{F} is the Cartesian product of a hexagon in the (x_b^1, x_b^2) -plane and a 6-dimensional simplex spanning the remaining state dimensions. To ensure the resulting base polytope is simple, we use the offset vector $(\frac{\sqrt{3}}{2}\mathbf{1}_6, \mathbf{0}_6, 1)$, so that each vertex has degree $n_x = 8$ in the incidence map. This yields a configuration-constrained polytope with $f = 13$, $v = 42$, and $e = 7$. The control scheme uses a prediction horizon of $N = 2$ and a PFIT period of $T = 20$. The time-varying stage cost in Problem (8) is defined as

$$\ell_{[t+j]}(z_j, v_j) := \sum_{i=1}^v \left(10 \|C V_i z_j - r_{[t+j]}\|_2^2 + 0.1 \log \left(\prod_{k=1}^{n_u} \cosh(2u_{ik,j}) \right) \right),$$

where $C = [e_8(1) \ e_8(5)]^\top$ is the output matrix of system (45), and $r_{[t+j]} \in \{r_0, \dots, r_T\} =: \mathbf{r}$ is the desired output reference to be tracked by all tube vertices. Here, $u_{ik,j}$ denotes the k -th dimension of the control input associated with the i -th vertex at time j . The logarithmic penalty discourages small-magnitude inputs, helping to avoid motor deadzones and improve actuation efficiency.

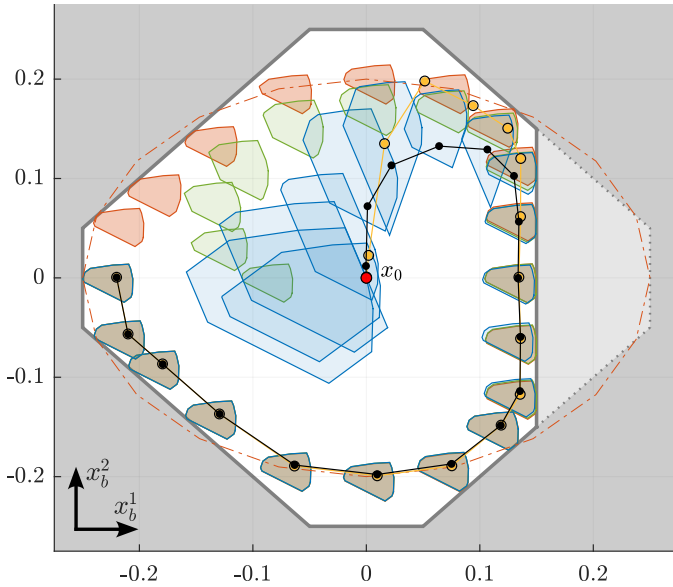


Figure 2: Closed-loop evolution of system (45) under Problem (26) (yellow trajectory) and its QP approximation in Problem (36) (black trajectory), projected onto the (x_b^1, x_b^2) -plane. The white region denotes the feasible state set \mathcal{X} , and the dashed red ellipse represents the periodic output reference $r_{[t+j]} = (0.25 \cos \theta_{[t+j]}, 0.2 \sin \theta_{[t+j]})$, with $\theta_{[t+j]} = \pi - \frac{[t+j]}{T} 2\pi$. The system is initialized at the origin.

Since the cost is convex but not quadratic, we approximate it using the first-order Taylor expansion \hat{M} as described in (34). The Lipschitz constant is set as $\eta = 3\nabla^2_{(z,v)=(0,0)} M(z, v)$, which upper-bounds the Hessian over the admissible range of (z, v) . The tracking cost matrices are $Q = \text{blkd}(10^{-1}\mathbb{I}_{13}, 10^{-2}\mathbb{I}_{42})$, and $P = (1 - \gamma^2)^{-1}Q$.

Figure 2 shows the closed-loop evolution of the system projected onto the (x_b^1, x_b^2) -plane for $t \in [0, T-1]$. Blue, green, and red sets represent the state, artificial, and periodic closed-loop tubes for the approximated QP problem, respectively, demonstrating convergence of the proposed scheme. The black and yellow dotted lines compare trajectories under the approximated and original economic formulations, highlighting the slower convergence of the former. This behavior is confirmed by Figure 3, which compares the Lyapunov functions $\hat{\mathcal{L}}_t$ and \mathcal{L}_t from (40) and (29), respectively. As expected, the first-order approximation exhibits linear convergence, while the original formulation shows quadratic convergence. However, the approximated problem is significantly more computationally efficient, with an average solve time of 1.31 s using Gurobi [12], compared to 26.68 s using IPOPT (via CasADi [1]) for the original formulation.

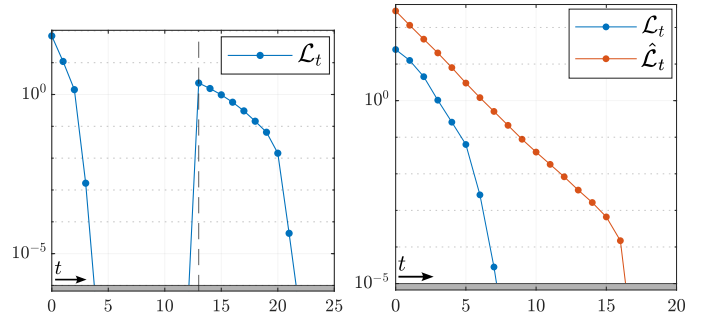


Figure 3: Lyapunov functions for system (43) (left) and (45) (right). The vertical dashed line indicates a change in the reference.

5.3 Computational Complexity

The optimization problems (26) and (36) involve $(N + T + 1)(f + n_u v) + f$ decision variables. Each constraint set \mathbb{S} —of which $N + T + 1$ are required, in addition to f inequality and f equality constraints from the initial and periodicity conditions—contains $(mv + 1)f + v(n_{\mathcal{X}} + n_{\mathcal{U}})$ inequalities, where $n_{\mathcal{X}}$ and $n_{\mathcal{U}}$ denote the number of hyperplanes defining the state and input constraints, respectively.

As a result, computing a full periodic trajectory is significantly more demanding than tracking a single reference, since both the number of variables and constraints scale linearly with the orbit horizon T , in addition to the prediction horizon N . Nonetheless, several strategies can substantially reduce the computational burden. The periodic structure of the problem enables efficient warm-starting by shifting the previous solution forward in time when external parameters remain unchanged, thereby accelerating convergence. Moreover, following the approach in [4], the Optimal PFIT can be precomputed offline, and the artificial tube constructed online via homothetic transformations. This eliminates the need to solve the full DRTO problem at each step, though it may reduce the Region of Attraction. A detailed investigation of this trade-off and its impact on closed-loop performance is left for future work.

6 Conclusions

This paper extends the CCTMPC framework to enable robust periodic economic optimization for systems that can be described by polytopic LDIs. This method guarantees recursive feasibility and convergence by leveraging configuration-constrained tubes and periodic feasibility conditions. To address computational complexity, we also proposed a QP-based approximation via first-order Taylor expansion of the economic cost, preserving robustness and stability while improving real-time feasibility. Numerical results on low- and high-dimensional systems confirm the effectiveness of the approach, with the QP-based for-

mulation also reducing solve times by more than an order of magnitude compared to the original convex formulation. Strategies such as warm-starting and homothetic tube construction were also discussed as promising directions for further reducing complexity.

References

- [1] J. A. E. Andersson, J. Gillis, G. Horn, J. B. Rawlings, and M. Diehl. CasADi – A software framework for nonlinear optimization and optimal control. *Mathematical Programming Computation*, 11(1):1–36, 2019.
- [2] D. Angeli, R. Amrit, and J. B. Rawlings. On average performance and stability of economic model predictive control. *IEEE Trans. Autom. Control*, 57(7):1615–1626, 2011.
- [3] F. Badalamenti, S. K. Mulagaleti, A. Bemporad, B. Houska, and M. E. Villanueva. Configuration-Constrained Tube MPC for Tracking. *IEEE Control Syst. Lett.*, 8:1174–1179, 2024.
- [4] F. Badalamenti, S. K. Mulagaleti, M. E. Villanueva, B. Houska, and A. Bemporad. Efficient Configuration-Constrained Tube MPC via Variables Restriction and Template Selection, 2025. <https://arxiv.org/abs/2505.14440>, Accepted in 2025 64th IEEE Conf. Decis. Control.
- [5] S. Bittanti and P. Colaneri. *Periodic systems: filtering and control*, volume 5108985. Springer Science & Business Media, 2009.
- [6] J. A. Borja-Conde, J. M. Nadales, F. Fele, and D. Limon. Economic model predictive control for periodic operation: a quadratic programming approach. In *2024 IEEE 63rd Conference on Decision and Control (CDC)*, pages 279–284, 2024.
- [7] J. A. Borja-Conde, J. M. Nadales, J. G. Ordóñez, F. Fele, and D. Limon. Efficient management of HVAC systems through coordinated operation of parallel chiller units: An economic predictive control approach. *Energy Build.*, 304:113879, 2024.
- [8] S. Boyd, L. El Ghaoui, E. Feron, and V. Balakrishnan. Linear Differential Inclusions. In *Linear Matrix Inequalities in System and Control Theory*, volume 15 of *SIAM Studies in Applied Mathematics*, pages 51–60. SIAM, Philadelphia, 1994.
- [9] Z. Dong and D. Angeli. Homothetic tube-based robust economic MPC with integrated moving horizon estimation. *IEEE Transactions on Automatic Control*, 66(1):64–75, 2020.
- [10] M. Ellis, J. Liu, and P. D Christofides. Economic model predictive control. *Springer*, 5(7):65, 2017.
- [11] J. Fleming, B. Kouvaritakis, and M. Cannon. Robust Tube MPC for Linear Systems With Multiplicative Uncertainty. *IEEE Trans. Autom. Control*, 60(4):1087–1092, 2015.
- [12] Gurobi Optimization, LLC. Gurobi Optimizer Reference Manual, 2024.
- [13] B. Houska, M. A. Müller, and M. E. Villanueva. On stabilizing terminal costs and regions for configuration-constrained Tube MPC. *IEEE Control Systems Letters*, 8:1961–1966, 2024.
- [14] B. Houska and M. A. Müller. Cost-to-travel functions: A new perspective on optimal and model predictive control. *Systems & Control Letters*, 106:79–86, 2017.
- [15] B. Houska, M. A. Müller, and M. E. Villanueva. Polyhedral control design: Theory and methods. *Annual Reviews in Control*, 60:100992, 2025.
- [16] P. Krupa, D. Limon, and T. Alamo. Implementation of model predictive control in programmable logic controllers. *IEEE Trans. Control Syst. Technol.*, 29(3):1117–1130, 2020.
- [17] J. Köhler, M. A. Müller, and F. Allgöwer. Periodic optimal control of nonlinear constrained systems using economic model predictive control. *Journal of Process Control*, 92:185–201, 2020.
- [18] W. Langson, I. Chrysoschoos, S. V. Raković, and D. Q. Mayne. Robust model predictive control using tubes. *Automatica*, 40(1):125–133, 2004.
- [19] J. H. Lee, S. Natarajan, and K. S. Lee. A model-based predictive control approach to repetitive control of continuous processes with periodic operations. *J. Process Control*, 11(2):195–207, 2001.
- [20] D. Limon, T. Alamo, D. Muñoz de la Peña, M.N. Zeilinger, C.N. Jones, and M. Pereira. MPC for tracking periodic reference signals. *IFAC Proceedings Volumes*, 45(17):490–495, 2012. 4th IFAC Conference on Nonlinear Model Predictive Control.
- [21] D. Limon, I. Alvarado, T. Alamo, and E.F. Camacho. MPC for tracking piecewise constant references for constrained linear systems. *Automatica*, 44(9):2382–2387, 2008.
- [22] D. Limón, A. Ferramosca, T. Alamo, A. H. González, and D. Odloak. Model predictive control for changing economic targets. *IFAC Proc. Volumes*, 45(17):384–391, 2012.
- [23] D. Limon, M. Pereira, D. M. de la Peña, T. Alamo, and J. M. Grosso. Single-layer economic model predictive control for periodic operation. *J. Process Control*, 24(8):1207–1224, 2014.

- [24] D. Limon, M. Pereira, D. Muñoz de la Peña, T. Alamo, C. N. Jones, and M. N. Zeilinger. MPC for Tracking Periodic References. *IEEE Transactions on Automatic Control*, 61(4):1123–1128, 2016.
- [25] D. Limon, M. Pereira, D. Muñoz de la Peña, T. Alamo, C. N. Jones, and M. N. Zeilinger. MPC for Tracking Periodic References. *IEEE Trans. Autom. Control*, 61(4):1123–1128, 2016.
- [26] D. Q. Mayne, J. B. Rawlings, C. V. Rao, and P. O. M. Scokaert. Constrained model predictive control: Stability and optimality. *Automatica*, 36(6):789–814, 2000.
- [27] D. Q. Mayne, M. M. Seron, and S. V. Raković. Robust model predictive control of constrained linear systems with bounded disturbances. *Automatica*, 41(2):219–224, 2005.
- [28] S. V. Raković. The implicit rigid tube model predictive control. *Automatica*, 157:111234, 2023.
- [29] S. V. Raković, B. Kouvaritakis, R. Findeisen, and M. Cannon. Homothetic tube model predictive control. *Automatica*, 48(8):1631–1638, 2012.
- [30] S. V. Raković, W. S. Levine, and B. Açikmese. Elastic tube model predictive control. In *2016 Am. Control Conf. (ACC)*, pages 3594–3599, 2016.
- [31] M. E. Villanueva, M. A. Müller, and B. Houska. Configuration-Constrained Tube MPC. *Automatica*, 163:111543, 2024.
- [32] M. E. Villanueva, R. Quirynen, M. Diehl, B. Chachuat, and B. Houska. Robust MPC via min–max differential inequalities. *Automatica*, 77:311–321, 2017.
- [33] Y. Wang, D. Muñoz De la Peña, V. Puig, and G. Cembrano. Robust economic model predictive control based on a periodicity constraint. *International Journal of Robust and Nonlinear Control*, 29(11):3296–3310, 2019.
- [34] L. Würth, R. Hannemann, and W. Marquardt. A two-layer architecture for economically optimal process control and operation. *J. Process Control*, 21(3):311–321, 2011.
- [35] A. C. Zanin, M. T. De Gouvea, and D. Odloak. Integrating real-time optimization into the model predictive controller of the FCC system. *Control Eng. Pract.*, 10(8):819–831, 2002.
- [36] M. Zanon, S. Gros, and M. Diehl. A Lyapunov function for periodic economic optimizing Model Predictive Control. In *52nd IEEE Conf. Decis. Control*, pages 5107–5112, 2013.
- [37] M. Zanon, S. Gros, and M. Diehl. A periodic tracking MPC that is locally equivalent to periodic economic MPC. *IFAC-PapersOnLine*, 50(1):10711–10716, 2017.
- [38] M. Zanon, L. Grüne, and M. Diehl. Periodic Optimal Control, Dissipativity and MPC. *IEEE Transactions on Automatic Control*, 62(6):2943–2949, 2017.