

# The helium common-envelope wind scenario for SN 2020eyj

Xiang-Cun Meng<sup>1</sup> & Philipp Podsiadlowski<sup>2,3</sup>

<sup>1</sup> *International Centre of Supernovae (ICESUN), Yunnan Key Laboratory of Supernova Research, Yunnan Observatories, Chinese Academy of Sciences (CAS), Kunming 650216, China*

<sup>2</sup> *London Centre for Stellar Astrophysics, Vauxhall, London, UK*

<sup>3</sup> *University of Oxford, St Edmund Hall, Oxford, OX1 4AR, UK*

xiangcunmeng@ynao.ac.cn

podsi@hotmail.com

## ABSTRACT

SN 2020eyj is the first type Ia supernova (SN Ia) showing the signature of a compact helium-rich circumstellar material (CSM). Such a large CSM is difficult to explain in a single-degenerate scenario where the donor star is a helium star. Here we show that, under certain conditions, it is possible that the transfer of helium leads to a common envelope (CE) engulfing the system, similar to the common-envelope wind model proposed by Meng & Podsiadlowski (2017). If in such a helium common-envelope wind (HeCEW) model the initial white dwarf (WD) mass is larger than  $1.1 M_{\odot}$  and the helium star more massive than  $1.8 M_{\odot}$ , the mass of a helium CE can be larger than  $0.3 M_{\odot}$  prior to supernova explosion. The CE mass heavily depends on the initial parameters of the binary system. A dynamical CE ejection event could occur shortly before the supernova, and then our model may naturally explain the properties of SN 2020eyj, specifically the massive He-rich CSM, its dim peak brightness, low ejecta velocity and low birth rate.

*Subject headings:* Type Ia supernova (1728) - white dwarf stars (1799) - supernova remnants (1667)

## 1. INTRODUCTION

Although type Ia supernovae (SNe Ia) are so important in cosmology (e.g., Riess et al. 1998; Perlmutter et al. 1999), their exact origin is still unclear, and many potential progenitor models have been proposed (Wang & Han 2012; Maoz, Mannucci & Nelemans 2014; Soker 2019a; Ruiz-Lapuente 2019; Liu et al. 2023; Soker 2024a; Ruiter & Seitenzahl 2025). While such models enjoy a degree of empirical support, they are still simultaneously confronted with substantial problems, both from theoretical and observational perspectives (Howell et al. 2011; Maoz, Mannucci & Nelemans 2014; Jha 2019). Recently, a unique SN Ia, SN 2020eyj, showing a delayed interaction with a large amount of helium-rich circumstellar material (CSM) has been reported, which provides an unusual opportunity to constrain the progenitor system of a particular SN Ia (Kool et al. 2023). Using the optically thick wind (OTW)

model (Hachisu et al. 1996), Kool et al. (2023) suggested that SN 2020eyj originated from a single degenerate (SD) system consisting of a WD + helium star. However, Soker & Bear (2023) subsequently challenged some of the arguments in Kool et al. (2023) and proposed that this supernova is from a version of the core-degenerate (CD) channel, in which two major common-envelope (CE) phases occurred and the supernova was the product of the merger of a WD and the core of a helium red giant.

Kool et al. (2023) describe the main properties of SN 2020eyj in details; here we list the ones that are most relevant for our study. 1) The most remarkable feature is that the supernova shows clear signatures for a helium-rich CSM with which the supernova ejecta interact. Before the interaction, the light curve is similar to a normal SN Ia, but with a lower ejecta velocity and a lower peak brightness. These properties may indicate a SN Ia

from an initially massive carbon-oxygen (CO) or hybrid carbon-oxygen-neon (CONE) WD (Nomoto et al. 2003; Meng & Podsiadlowski 2018). 2) During the interaction phase, the spectra show many similarities to the SN Ia-CSM, PTF 11kx, but with strong helium emission lines (Dilday et al. 2012; Silverman et al. 2013). The CSM interaction in SN 2020ejj is also confirmed by the detection of a radio counterpart, which can be explained either by a  $0.3\text{--}1.0 M_{\odot}$  CSM in a wind model or  $0.36 M_{\odot}$  CSM in a shell model within  $10^{17}$  cm from the supernova.

Soker et al. (2013) argued that the canonical SD model cannot account for such a large amount of CSM around PTF 11kx. Similarly, the canonical SD system of a WD + a helium star cannot explain the amount of CSM in the case of SN 2020ejj, especially for the wind case considered in Kool et al. (2023) (see also Soker & Bear 2023). For the wind model in Kool et al. (2023), the mass-transfer rate before the supernova explosion would have to be at least  $10^{-3} M_{\odot}/\text{yr}$ , and possibly as high as  $3 \times 10^{-2} M_{\odot}/\text{yr}$ , which seems impossible for binary evolution models (Wang et al. 2009a; Moriya et al. 2019). The reason for such a high inferred mass-transfer/mass-loss rate is that in the OTW model the wind velocity is higher than 1000 km/s (Hachisu et al. 1996; Moriya et al. 2019). However, many predictions from the OTW model are not confirmed by other observations (see Meng & Podsiadlowski 2017 for detailed discussions). Kool et al. (2023), also realizing these problems, therefore suggested that there could be a long-lived disk around the progenitor system, which may however raise other problems (see the discussion in Soker & Bear 2023).

Meng & Podsiadlowski (2017) constructed a new version of the SD model, the common envelope wind (CEW) model, which can explain the large amount of CSM around SNe Ia-CSM (see also Meng & Podsiadlowski 2018 and Soker 2019b) and avoids the mass-transfer rate problem in Kool et al. (2023). In particular, the wind velocity is lower than 100 km/s in the CEW model, similar to that in the CD model (Cui, Meng & Podsiadlowski 2022). In this paper, based on detailed binary evolution calculations of WD + He star systems, we will show that in such systems a helium CE can form just as in the CEW model and has the potential to explain the properties of SN 2020ejj, if

there still is a massive CE around the progenitor system at the time of the explosion (which we will refer to as a HeCEW model).

The paper is organized as following. In section 2, we describe our method and present the results of the calculations in section 3. We discuss the results and present our main conclusions in section 4.

## 2. METHOD

The basic description of the HeCEW model here is similar to the CEW model in Meng & Podsiadlowski (2017), except that the companion is a helium star. We do not repeat the details here and just describe the differences. We calculate the binary evolution of WD + He star systems, where the mass transfer from the companions to the WDs may begin when the companions are on the helium main sequence (MS) or in the helium Hertzsprung gap (HG). Here, orbital angular momentum loss by gravitational wave radiation (GWR) is included by adopting the standard formula from Landau & Lifshitz (1971).

For a binary system consisting of a WD + a He star, after the He star fills its Roche lobe, a phase of Roche lobe overflow (RLOF) occurs and the helium star transfers helium-rich material onto the surface of the WD, which then increases its mass. If the WD mass grows to  $1.378 M_{\odot}$ , we assume that the WD explodes as a SN Ia (Nomoto, Thielemann & Yokoi 1984).

The mass-growth rate of the WD is calculated as follows. 1) If the mass-transfer rate from the helium companion to the WD exceeds a critical accretion rate,  $\dot{M}_{\text{cr}}$ , we assume a CE forms around the binary system and that the WD increases its mass according to  $\dot{M}_{\text{WD}} = \dot{M}_{\text{cr}}$ , where the method to calculate the  $\dot{M}_{\text{CE}}$  is the same to that in Meng & Podsiadlowski (2017). The critical accretion rate is given by Nomoto (1982) as

$$\dot{M}_{\text{cr}} = 7.2 \times 10^{-6} (M_{\text{WD}}/M_{\odot} - 0.6) M_{\odot}/\text{yr}. \quad (1)$$

2) If the CE disappears, the mass growth rate of the WD is given by

$$\dot{M}_{\text{WD}} = \eta_{\text{He}} |\dot{M}_2|, \quad (2)$$

where  $\eta_{\text{He}}$  is taken from Kato & Hachisu (2004). Then, the WD may explode with or without a CE.

If the CE mass is more massive than  $0.3 M_{\odot}$  when  $M_{\text{WD}} = 1.378 M_{\odot}$ , we assume that this explosion is a candidate system for SN 2020ejj. Actually, the observational signature of the interaction between the supernova ejecta and the helium-rich CSM does not clearly emerge until approximately 50 days after the explosion. This necessarily requires that a CE ejection took place before the supernova explosion to form a gap between the progenitor system and the dense CSM. We will discuss this in section 4.

A relatively massive initial WD possesses a lower carbon abundance. This results in a lower production of  $^{56}\text{Ni}$  during the SN Ia explosion, leading to a lower peak luminosity (Nomoto et al. 2003; Meng & Yang 2011). Therefore, the relatively dim peak brightness of SN 2020ejj may imply that it originated from a relatively massive initial WD. Since a hybrid CONe WD could produce a SN Ia-CSM (Meng & Podsiadlowski 2018), we assume here that the initial WDs leading to SNe Ia could be as massive as  $1.3 M_{\odot}$  and therefore set the initial WD mass to 1.1, 1.2 and  $1.3 M_{\odot}$ , respectively. The initial masses of the donor stars,  $M_2^i$ , range from  $1.5$  to  $3.4 M_{\odot}$  in steps of  $0.1 M_{\odot}$ ; the initial orbital periods,  $P^i$ , are taken from the range of  $\log(P^i/d) = -1.2$  to  $1.3$  in steps of  $0.1$ . Our parameter space is smaller than in Wang et al. (2009a), as we restrict it to the range where the WD can potentially explode inside a CE.

### 3. RESULTS

Fig. 1 shows the evolution of the key binary parameters from a WD + He star system, as well as the evolutionary track of the donor star in the Hertzsprung-Russell (HR) diagram and the evolution of the orbital period. In this example, the initial system has a donor of  $M_2^i = 2.8 M_{\odot}$ , a WD of  $M_{\text{WD}}^i = 1.2 M_{\odot}$ , and an initial orbital period of  $\log(P^i/d) = -0.9$ . Actually, the binary evolution here is similar to that shown in Wang et al. (2009a), although the basic physical picture is different (see also Meng & Podsiadlowski 2017). The companion fills its Roche lobe in the helium HG, i.e. the system experiences case BB RLOF. The mass-transfer rate exceeds  $\dot{M}_{\text{cr}}$  soon after the onset of RLOF and then a CE forms around the binary system, where a part of the CE material is lost from the surface of the CE. Because the mass-

transfer rate is generally higher than  $\dot{M}_{\text{WD}} + \dot{M}_{\text{loss}}$ , the CE mass increases to a value exceeding  $0.5 M_{\odot}$ . After  $3.6 \times 10^4$  yrs, the WD increases its mass to  $1.378 M_{\odot}$ , where it explodes. At this stage, the mass-transfer rate is still higher than  $\dot{M}_{\text{cr}}$ , and the CE has a mass of  $0.5344 M_{\odot}$ . Such a CE is massive enough to explain the large CSM around SN 2020ejj.

Fig. 2 shows the final outcomes of all the binary evolution calculations for different initial WD masses in the  $M_{\text{CE}} - M_2^{\text{SN}}$  plane. The figure clearly shows that, at the moment when  $M_{\text{WD}} = 1.378 M_{\odot}$ , many models have a CE with a mass larger than  $0.3 M_{\odot}$ , where the largest mass is  $0.78 M_{\odot}$ . The figure also shows that, the more massive the initial WD, the larger the parameter space fulfilling the CSM constraint for SN 2020ejj. Probably any system with  $M_{\text{CE}}$  larger than  $\sim 0.1 M_{\odot}$  when  $M_{\text{WD}} = 1.378 M_{\odot}$  would look like a SN Ia-CSM. In addition, similar to Fig. 18 in Meng & Podsiadlowski (2017), there seems a gap between  $M_{\text{CE}} = 10^{-3} M_{\odot}$  and  $10^{-2} M_{\odot}$ , which originates from different evolutionary stages of the companion stars at the onset of RLOF which sets the mass-transfer time-scale (see details in Meng & Podsiadlowski 2017).

Fig. 3 shows how the CE mass at the time of the supernova depends on the initial binary parameters for the case of  $M_{\text{WD}}^i = 1.3 M_{\odot}$ , for which the initial parameter space for SN 2020ejj is the largest. The figure shows that, for fixed initial WD mass and fixed initial orbital period, the CE mass at the time of the supernova increases with the initial companion mass. For a companion mass more massive than  $1.8 M_{\odot}$ , the explosion can produce the required properties to explain SN 2020ejj. Similarly, for the system with a given initial WD mass and a given companion mass, the CE mass at the time of the supernova generally increases with the initial orbital period. To produce a SN 2020ejj-like supernova, the initial period should be longer than  $\log(P^i/d) = -1.0$ , and could be as long as  $\log(P^i/d) = 1.3$ , for the case of  $M_{\text{WD}}^i = 1.3 M_{\odot}$ .

For our HeCEW model, a large amount of helium-rich material may be lost from the CE surface to form the CSM, and the total amount could be as massive as  $\sim 1 M_{\odot}$ , lower than that from the WD + MS channel by a factor of  $\sim 3$  (Meng & Podsiadlowski 2017). Except for the helium lines

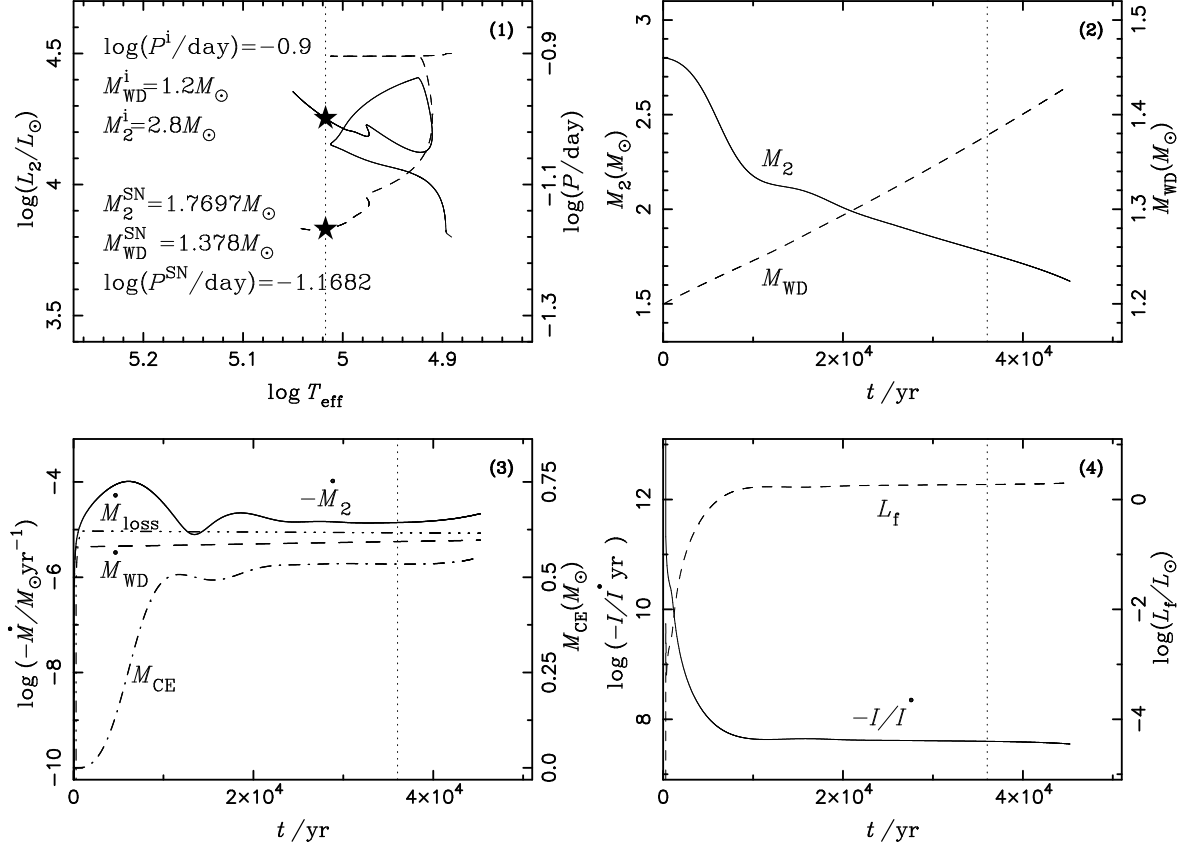


Fig. 1.— Illustrative binary evolution calculation in the HeCEW model. The evolution of various parameters is shown, including the WD mass,  $M_{\text{WD}}$ , the secondary mass,  $M_2$ , the mass-transfer rate,  $\dot{M}_2$ , the mass-growth rate of the WD,  $\dot{M}_{\text{WD}}$ , the mass of the CE,  $M_{\text{CE}}$ , the mass-loss rate from the system,  $\dot{M}_{\text{loss}}$ , the frictional luminosity,  $L_f$ , and the merger timescale for the binary system,  $-I/\dot{I}$ , as labeled in each panel. The evolutionary track of the donor star and the evolution of the orbital period are shown as solid and dashed curves in panel (1), respectively. Dotted vertical lines in all panels and asterisks in panel (1) indicate the position where the WD is expected to explode as a SN Ia. The initial and the final binary parameters are given in panel (1).

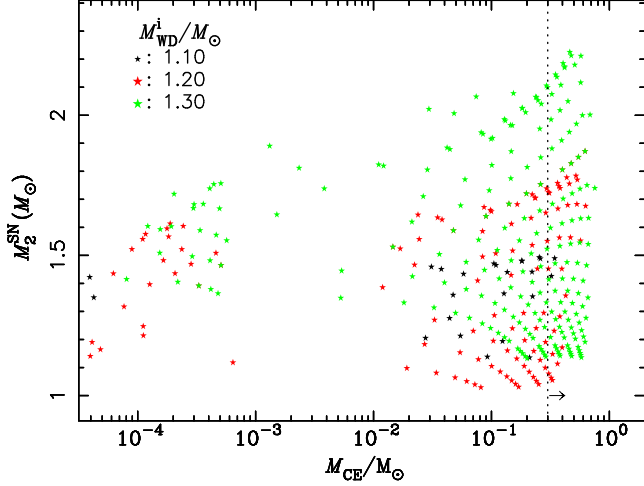


Fig. 2.— The CE mass and the companion mass when  $M_{\text{WD}} = 1.378 M_{\odot}$  for different initial WD masses. The vertical dotted line shows the lower limit for the amount of CSM around the progenitor of SN 2020ejj.

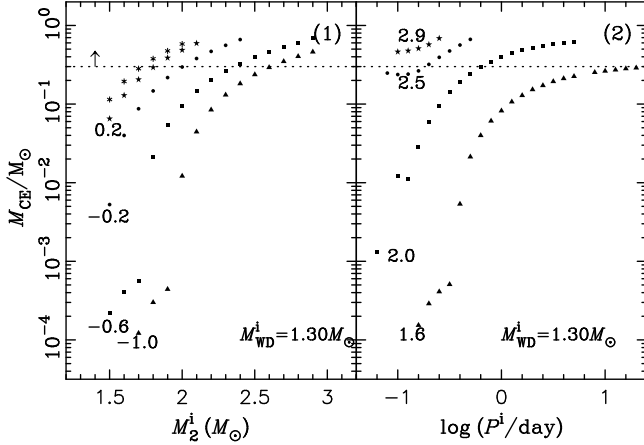


Fig. 3.— The CE mass as a function of the initial companion mass when  $M_{\text{WD}} = 1.378 M_{\odot}$  for  $M_{\text{WD}}^i = 1.3 M_{\odot}$ . The horizontal dotted line shows the lower limit for the amount of CSM required around the progenitor of SN 2020ejj.

in the spectra, such CSM may also form dust and cause light echoes (Wang et al. 2008; Yang et al. 2017). We can simply calculate the maximum distance that the lost material will have reached when  $M_{\text{WD}} = 1.378 M_{\odot}$  by  $d = v_{\text{W}} \times t_{\text{d}}$ , where  $v_{\text{W}}$  is the wind velocity of the material lost, and  $t_{\text{d}}$  is the delay time from the onset of mass transfer to the time of the supernova. Assuming a wind velocity of 50 km/s, a plausible value for the wind from a He CE, the maximum distance derived here is shorter than that for WD + MS systems reported by Meng & Podsiadlowski (2017) by a factor of about 80. This difference stems primarily from the difference in the mass-growth rates of the WD between the WD + He star and WD + MS channels. Specifically, the mass-growth rate during the CE phase in the WD + He star channel is roughly 7 times higher than that in the WD + MS channel. An additional reason is that, in this study, we only consider the systems with relatively massive companions, in which all WDs explode during the CE phase. In contrast, Meng & Podsiadlowski (2017) focused on systems that may contain less massive MS companions, allowing the WDs to explode in the so-called recurrent nova phase, corresponding to a mass-transfer timescale on the order of a few  $10^6$  years. These two reasons lead to a significantly shorter delay time ( $t_{\text{d}}$ ) for the WD + He star systems examined in this work compared to the WD + MS ones in Meng & Podsiadlowski (2017).

#### 4. DISCUSSIONS AND CONCLUSIONS

This work was motivated by the discovery of SN 2020ejj, a SN Ia-CSM with a large helium-rich CSM (Kool et al. 2023). Although Kool et al. (2023) favour the SD scenario, some of the detailed physical aspects may be problematic. For example, based on the OTW model, they adopted, the mass-loss rate needed would have to be higher than  $10^{-3} M_{\odot}/\text{yr}$ , possibly as high as  $3 \times 10^{-2} M_{\odot}/\text{yr}$ . Fig. 4, shows estimates for the wind mass-loss rate and the companion mass when  $M_{\text{WD}} = 1.378 M_{\odot}$  for different initial WD masses for the OTW model, where  $\dot{M}_{\text{W}} = |\dot{M}_2| - \dot{M}_{\text{WD}}$ <sup>1</sup>. The

<sup>1</sup>The binary evolution in the OTW and CEW models is similar, although some of the physical assumptions are different. Here we use the  $|\dot{M}_2| - \dot{M}_{\text{WD}}$  from our HeCEW model to estimate the wind mass-loss rate from the OTW model. Such a wind mass-loss rate is slightly larger than that from the OTW due to the slightly higher  $|\dot{M}_2|$ .

figure clearly shows that, even for the most optimistic case, the wind mass-loss rate from the OTW WD + He star scenario is lower than that needed by SN 2020ejj by a factor of  $\sim 25 - 750$ . If the mass-loss rate is really as high as suggested by Kool et al. (2023), the system would be in a CE phase, as suggested in this paper and in Soker & Bear (2023).

In this paper, we found that, only when the initial WD is massive enough, the progenitor system consisting of a WD + a He star may produce a massive He-rich CSM, i.e.  $M_{\text{WD}}^i \geq 1.1 M_{\odot}$ . Considering the correlation between the initial WD mass and the peak brightness of SNe Ia (Nomoto et al. 2003; Meng & Yang 2011), our model may naturally explain the dim peak brightness of SN 2020ejj, as well as the low ejecta velocity. In other words, our model predicts that the SN 2020ejj-like supernovae have a relatively dim peak brightness, if the interaction between the supernova ejecta and the CSM occurs after the maximum light.

We did not carry out a detailed binary population synthesis simulation to estimate the rate of SN 2020ejj-like supernovae. However, we can get a rough estimate of the birth rate based on previous detailed calculations. The WD + He star channel may contribute to about 1% - 10% of all SNe Ia (Wang et al. 2009b, 2017). Considering that about 1 in 100 SNe Ia explodes in a massive CE, this yields an estimate of about 0.01% - 0.1% of SNe Ia belonging to the class of SN 2020ejj-like supernovae. This relative rareness may explain why only one such supernova has been observed until now.

Observations of SN 2020ejj reveal a time delay of tens of days between the supernova explosion and its subsequent interaction with the CSM, indicating the presence of a gap between its progenitor and the dense CSM. This implies the need for a Merger-to-Explosion Delay (MED) in our model (see Soker 2022, 2024b for details). Soker & Bear (2023) estimate a MED of  $\sim 10$  yr for SN 2020ejj. Although the physical mechanisms responsible for forming such a gap or for the MED remain unclear (Meng & Podsiadlowski 2013; Soker 2022), a magnetized and rapidly rotating WD may play a role in mediating the delay (Justham 2011; Ilkov & Soker 2012; Neopane et al. 2022). In our canonical CEW model, the CE is always dynamically unstable, suggesting that a CE ejection event could

occur at any time prior to a supernova explosion (Cui, Meng & Podsiadlowski 2022). Similarly, a helium-rich CE is also likely to be dynamically unstable, as in the canonical CEW scenario. A dynamical ejection event occurring shortly before the supernova could thus create the gap required by the observations of SN 2020ejj. Although a detailed dynamical simulation is necessary in the future to investigate the exact MED from the HeCEW scenario, a MED of a few years could be possible (Cui, Meng & Podsiadlowski 2022).

In summary, we demonstrate the feasibility of the HeCEW model in explaining helium-rich SNe Ia-CSM such as SN 2020ejj. A more comprehensive and detailed investigation of the HeCEW model will be presented in future work.

## Acknowledgments

We thank Dongdong Liu for his kind help and discussion. This work is supported by the National Natural Science Foundation of China (Nos. 12288102, 12333008 and 11973080), the National Science Foundation of China and National Key R&D Program of China (No. 2021YFA1600403) and the Strategic Priority Research Program of the Chinese Academy of Sciences (grant Nos. XDB1160303, XDB1160000). X.M. acknowledges support from International Centre of Supernovae, Yunnan Key Laboratory (No. 202302AN360001), Yunnan Fundamental Research Projects (NOs. 202401BC070007 and 202201BC070003), the Yunnan Revitalization Talent Support Program-Science & Technology Champion Project (NO. 202305AB350003), Chinese Academy of Sciences President's International Fellowship Initiative Grant No. 2026PVA0010 and the science research grants from the China Manned Space Project with grant no. CMS - CSST - 2025 - A13.

## REFERENCES

- Cui, Y., Meng, X., Podsiadlowski, Ph., 2022, *A&A*, 667, A154
- Dilday, B., Howell, D. A., Cenko, S. B. et al., 2012, *Science*, 337, 942
- Di Stefano R., & Kilic M. 2012, *ApJ*, 759, 56
- Hachisu, I., Kato, M., Nomoto, K., *ApJ*, 1996, 470, L97

- Howell D. A., 2011, *Nat. Commun.*, 2E, 350
- Ilkov, M., Soker, N., 2012, *MNRAS*, 419, 1695
- Jha S. W., Maguire K., Sullivan M., 2019, *NatAs*, 3, 706
- Justham S., 2011, *ApJL*, 730, L34
- Kato, M., Hachisu I., 2004, *ApJ*, 613, L129
- Kool, E. C., Johansson, J., Sollerman, J. et al., 2023, *Nature*, 617, 477
- Landau L. D. & Lifshitz E. M., 1971, *Classical Theory of Fields*. Pergamon Press, Oxford
- Liu, Z.W., Röpke, F.K., Han, Z.W., 2023, *RA&A*, 23, 8, 082001
- Maoz D., Mannucci F., Nelemans G., 2014, *ARA&A*, 52, 107
- Moriya, T. J., Liu, D.-D., Wang, B. & Liu, Z.-W., 2019, *MNRAS*, 488, 3949
- Meng X., & Yang W., 2011, *A&A*, 531, A94
- Meng, X. & Ph. Podsiadlowski, 2013, *ApJL*, 778, L35
- Meng, X. & Ph. Podsiadlowski, 2017, *MNRAS*, 469, 4763
- Meng, X. & Ph. Podsiadlowski, 2018, *ApJ*, 861, 127
- Neopane, S., Bhargava, K., Fisher, R. et al., 2022, *ApJ*, 925, 92
- Nomoto, K., 1982, *ApJ*, 253, 798
- Nomoto, K., Thielemann, F-K., Yokoi, K., 1984, *ApJ*, 286, 644
- Nomoto, K., Uenishi, T., Kobayashi, C. Umeda, H., Ohkubo, T., Hachisu, I., Kato, M., 2003, in Hillebrandt W., Leibundgut B., eds, *From Twilight to Highlight: The Physics of supernova*, ESO/Springer serious “ESO Astrophysics Symposia” Berlin: Springer, p.115
- Perlmutter, S. et al., 1999, *ApJ*, 517, 565
- Riess, A., Filippenko, A. V., Challis, P., et al., 1998, *AJ*, 116, 1009
- Ruiz-Lapuente P., 2019, *NewAR*, 850, 1523
- Ruiter, A.J. & Seitzzahl, I.R., 2025, *A&ARv*, 33, 1
- Silverman, J. M., Nugent, P. E., Gal-Yam, A. et al., 2013, *ApJS*, 207, 3
- Soker, N., Kashi, A., García-Berro, E., Torres, S., Camacho, J., 2013, *MNRAS*, 431, 1541
- Soker, N., 2019a, *NewAR*, 87, 101535
- Soker, N., 2019b, *MNRAS*, 490, 2430
- Soker, N. & Bear, E., 2023, *MNRAS*, 521, 4561
- Soker, N., 2022, *RAA*, 22, 035025
- Soker, N., 2024a, *OJAp*, 7, 31
- Soker, N., 2024b, *RAA*, 24, 015012
- Wang X., Li W., Filippenko A. V., Foley R. J. Smith N., Wang L., 2008, *ApJ*, 677, 1060
- Wang, B., Meng, X., Chen, X., Han, Z., 2009a, *MNRAS*, 395, 847
- Wang, B., Chen, X., Meng, X., Han, Z., 2009b, *ApJ*, 701, 1540
- Wang, B., Han, Z., 2012, *NewAR*, 56, 122
- Wang, B., Podsiadlowski, Ph., Han, Z., 2017, *MNRAS*, 472, 1593
- Yang Y. et al., 2017, *ApJ*, 834, 60

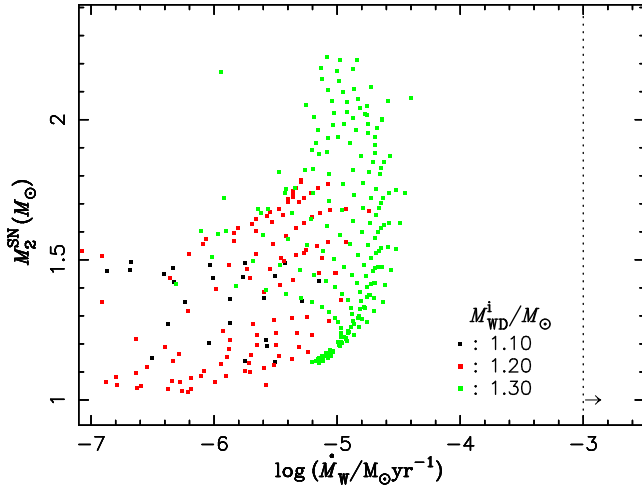


Fig. 4.— The wind mass-loss rate and the companion mass when  $M_{\text{WD}} = 1.378 M_\odot$  for different initial WD masses. The vertical dotted line shows the lower limit of the wind mass-loss rate for the progenitor of SN 2020eyj if the OTW model were adopted.