

EEA: Exploration–Exploitation Agent for Long Video Understanding

Te Yang^{1,2}, Xiangyu Zhu^{1,2}, Bo Wang³, Quan Chen³, Peng Jiang³, Zhen Lei^{1,2,4}

¹State Key Laboratory of Multimodal Artificial Intelligence Systems,
Institute of Automation, Chinese Academy of Sciences

²School of Artificial Intelligence, University of Chinese Academy of Sciences, Beijing, China

³Kuaishou Technology, Beijing, China

⁴Centre for Artificial Intelligence and Robotics, HKISI, Chinese Academy of Sciences, Beijing, China

{yangte2021, xiangyu.zhu, zhen.lei}@ia.ac.cn

wangbo0060@163.com, myctllmail@163.com, jp2006@139.com

Abstract

Long-form video understanding requires efficient navigation of extensive visual data to pinpoint sparse yet critical information. Current approaches to long-form video understanding either suffer from severe computational overhead due to dense preprocessing, or fail to effectively balance exploration and exploitation, resulting in incomplete information coverage and inefficiency. In this work, we introduce EEA, a novel video agent framework that archives exploration-exploitation balance through semantic guidance with hierarchical tree search process. EEA autonomously discovers and dynamically updates task-relevant semantic queries, and collects video frames closely matched to these queries as semantic anchors. During the tree search process, instead of uniform expansion, EEA preferentially explores semantically relevant frames while ensuring sufficient coverage within unknown segments. Moreover, EEA adaptively combines intrinsic rewards from vision-language models (VLMs) with semantic priors by explicitly modeling uncertainty to achieve stable and precise evaluation of video segments. Experiments across various long-video benchmarks validate the superior performance and computational efficiency of our proposed method.

1. Introduction

Long-form video understanding [40, 58] remains a fundamental challenge in computer vision and artificial intelligence, forming the cornerstone of applications that require long-term temporal reasoning over visual contents, such as documentary analysis, sports understanding, and live-stream comprehension. Long videos are often characterized by highly uneven information density and complex event

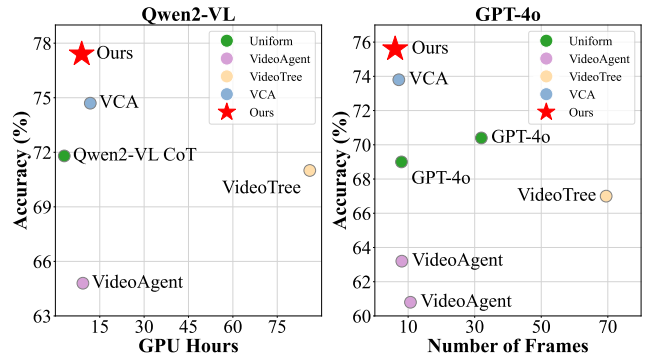


Figure 1. **Accuracy versus. Computational Cost and Frame Utilization.** Our agent achieves higher accuracy with improved efficiency, requiring fewer observed frames and comparable or lower GPU cost on EgoSchema, under both GPT-4o and Qwen2-VL-72B settings.

structures [44, 59]. Extracting valuable information from such videos requires models to identify relevant information from massive redundancy and handle long-term temporal dependencies [4, 27, 52].

Existing VLM-based methods [45, 70] rely on dense frame sampling, resulting in redundant and inefficient representations [53, 65]. Meanwhile, agent systems that require costly preprocessing such as dense captioning [11, 29, 30, 34, 71] often incurs substantial computational overhead. These challenges call for an agent capable of reasoning selectively and efficiently, acquiring only the most informative frames for decision-making.

Recent long video understanding studies have introduced an on-the-fly agent-based paradigm [26, 55], which formulates long-video understanding as an online decision-making process, avoiding costly offline preprocessing. Exploitation based methods [54, 64, 66] use existing queries as a guide for action, continuously refining the search process through iterative retrieval to ultimately aggregate only the most rel-

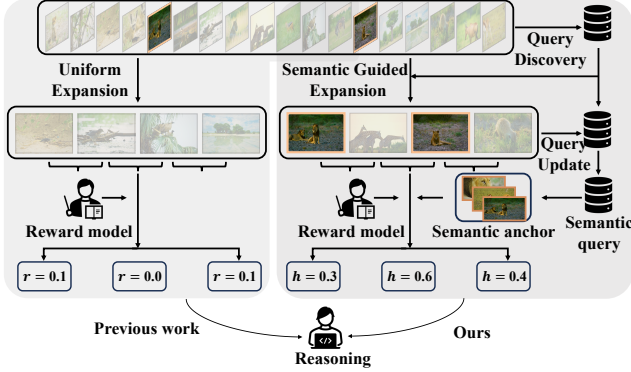


Figure 2. **Comparison of EEA with prior works.** **Difference-1:** Prior methods use no semantic priors. EEA performs dynamic query discovery and query update during exploration, enabling progressively refined guidance over long videos. **Difference-2:** EEA performs semantic-guided expansion, leveraging semantic queries and anchors to focus on relevant frames. In contrast, previous methods rely on blind uniform sampling, risking the omission of critical events. **Difference-3:** Previous methods base exploration decisions solely on a potentially noisy intrinsic reward. EEA enhances more stable evaluation by fusing this reward with a robust query-based score.

evant information required. However, their heavy reliance on exploitation tends to trap the search in local optima, neglecting novel evidence beyond initial queries. Exploration based methods [56, 63], improve long-video reasoning through hierarchical tree search, where the video is recursively partitioned into multiple segments represented as tree nodes. At each search step, a node is uniformly expanded into finer-grained child nodes, and the most promising nodes are selected by comparing their relevance to the user instructions. The key challenge lies in determining how to expand nodes effectively. To ensure efficiency, existing methods typically sample only sparse frames within each node, which serve both as expansion boundaries and as references for deciding subsequent actions. However, under uniform partitioning, this sparse sampling often results in critical information being overlooked.

In this work, we introduce EEA, an Exploration–Exploitation Agent for long-form video understanding motivated by human cognitive processes. When humans attempt to understand an unfamiliar environment, they typically do not explore blindly. Instead, guided by initial hypotheses based on task semantics, they iteratively balance exploration of new information and exploitation of existing knowledge, continuously refining their understanding [8, 60]. Inspired by this processes, we propose a novel video agent framework, EEA, that efficiently leverages existing textual information while actively exploring unknown regions, enabling accurate and efficient reasoning over long-form videos. EEA is built upon a hierarchical tree search framework, focusing on three critical steps of the search process:

maintaining semantic queries, evaluating nodes for expansion, and strategically expanding nodes into child segments. (1) To make sure that our semantic queries are not static but dynamically updated, we propose Dynamic Query Management(DQM) to continuously discover and enrich additional semantic priors during exploration. By dynamically generating new semantic queries from the visual information of the selected node in each iteration, EEA effectively addresses the insufficiency of semantic priors derived from initial user instructions. (2) To determine which node to expand, we introduce a sophisticated reward mechanism named Uncertainty-Aware Reward Fusion (UARF). This reward adaptively integrates intrinsic signals from the VLM with query scores derived from semantic priors, effectively addressing the insufficient discriminability that arises when relying solely on intrinsic rewards. (3) Instead of uniformly partitioning nodes into child segments, we propose Semantic-Guided Expansion(SGE) by strategically expanding node guided by semantic queries, effectively balancing focused search and broad information coverage. The key differences between EEA and the prior work are illustrated in Fig 2. Extensive experiments conducted across multiple benchmarks validate that our proposed EEA framework substantially enhances both the effectiveness and efficiency of agents in long-form video reasoning tasks, achieving superior performance compared to baseline approaches. Our contributions can be summarized as fourfold:

- We propose EEA, a Exploration–Exploitation agent framework that achieves an effective balance between exploring new information and leveraging known semantics for efficient long-form video reasoning.
- EEA employs a novel Semantic Guided Expansion approach in hierarchical tree search process that effectively balances targeted search with broad coverage, significantly improving long-form video understanding.
- EEA designs an Uncertainty-Aware Reward Fusion mechanism that integrates intrinsic reward signals with semantic priors, providing stable and discriminative evaluation during long-horizon reasoning.
- EEA introduces a Dynamic Query Mangement mechanism that continuously refines semantic queries throughout reasoning, effectively resolving the insufficiency of initial queries and enhancing the agent’s ability to discover and accurately identify critical evidence.

2. Related work

2.1. Large Vision-Language Models

Large vision-language models (VLMs), empowered by recent advances in large language models (LLMs) [1, 32, 47], have demonstrated remarkable performance across various multimodal tasks, including visual question answering,

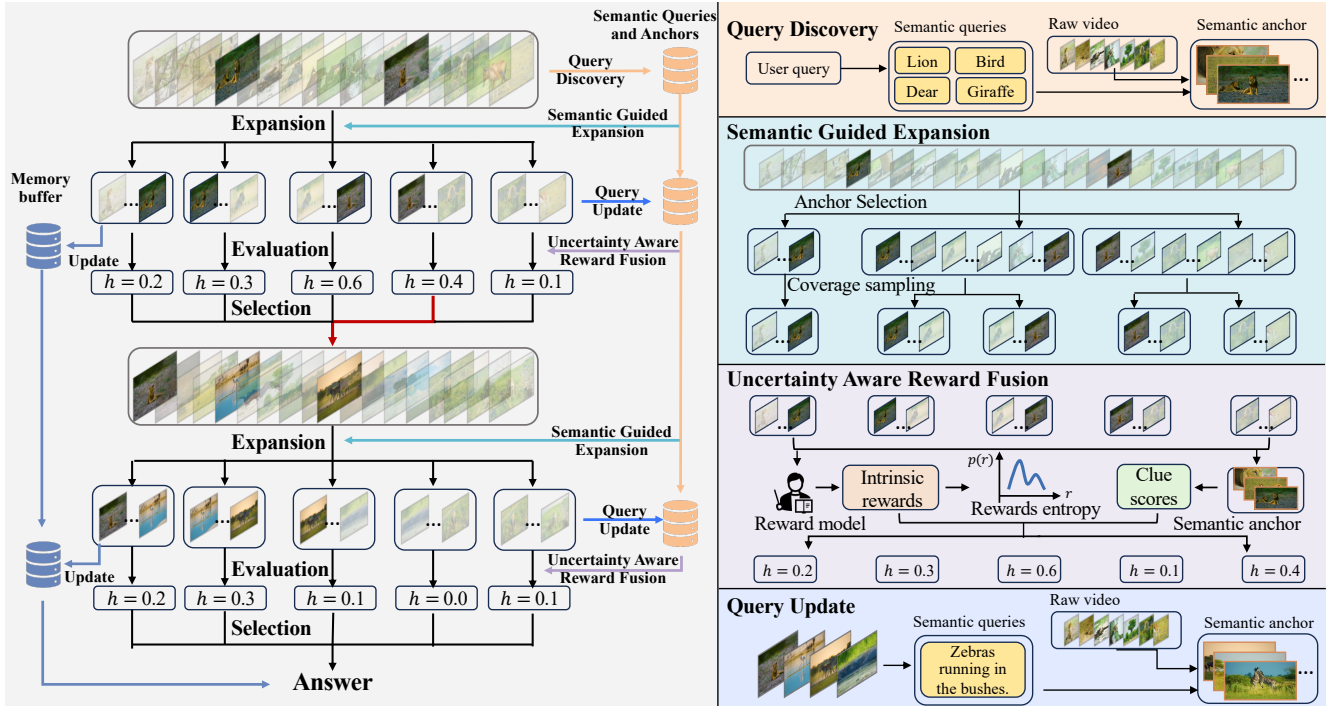


Figure 3. **Pipeline of EEA Framework.** The agent first derives semantic queries from the query and identifies their corresponding semantic anchors in the video. Guided by these anchors, it performs semantic-guided expansion to expand candidate nodes. It then evaluates each node with a fused reward obtained through uncertainty-aware reward fusion, combining intrinsic reward and query score. Then the agent decides its next action based on obtained information and updates the semantic queries, anchors, and memory buffer.

image captioning, and multimodal reasoning [4, 45, 52]. However, applying these VLMs directly to video understanding, especially long-form videos, faces significant computational challenges. The common practice of uniformly sampling frames (e.g., one frame per second) causes the computational burden to grow quadratically as video length increases, severely limiting their efficiency and scalability. To overcome this limitation, we propose the EEA framework, which leverages semantic-guided hierarchical tree search to effectively manage the context length and selectively attend to critical visual content, significantly reducing computational overhead and improving reasoning accuracy over long videos.

2.2. Long Video Understanding

Early video understanding approaches mainly rely on two-stream networks [13, 14, 24, 33, 49, 50] and 3D CNNs [6, 7, 22, 25, 48, 61] for spatio-temporal feature extraction. The introduction of self-attention mechanisms [3, 5, 10] and self-supervised pretraining [43, 46, 73] further enhances the model’s capacity for temporal modeling and cross-task generalization. Recently, large vision-language models (LVLMs) [20, 51, 72] have demonstrated strong capabilities in video understanding tasks. However, the long-context nature of long-form video understanding poses severe challenges to model efficiency. Sparse representa-

tion strategies construct compact visual representations by pruning and merging tokens [2, 23, 42] or selecting key frames [19, 28, 37, 62], often at the cost of significant information loss. Other methods [29, 30, 34, 39, 68, 71] obtain structured representations of videos by generating textual descriptions of visual content, which, however, incurs substantial computational overhead.

On-the-fly agent-based methods [26, 54–56, 63, 64, 66], instead of preprocessing the whole video in advance, dynamically acquire the information required for reasoning during the agent’s interaction process. VideoAgent [54] retrieves and integrates visual evidence with the help of VLM and CLIP tools, while VideoDeepResearch [66] leverages a text-only reasoning model to iteratively retrieve and analyze relevant video segments through multimodal tool use. VideoTree [55] adopts a coarse-to-fine hierarchical exploration strategy that expands nodes using relevance-based hierarchical levels and VCA [63] introduces a curiosity-driven video agent that performs tree-search-based self-exploration guided by intrinsic rewards. However, all these methods focus exclusively on either exploring unseen information or exploiting existing knowledge. In this paper, we propose EEA, a novel agent framework for long video understanding. By fully leveraging task semantics to identify key frames while sampling from unexplored segments, EEA achieves a balanced trade-off between exploration and

exploitation, enhancing both the performance and efficiency of long video understanding.

3. Method

Inspired by human cognitive processes, we introduce EEA, a long-video understanding agent that mimics the iterative cycle of exploration and evidence gathering. EEA navigates the vast search space of long videos via a novel tree-search framework that dynamically balances exploitation of known clues with exploration of unknown regions.

Our approach is built upon three key contributions. First, we propose a *Dynamic Query Management* mechanism that not only extracts initial semantic queries from the user instructions but also continuously refines them based on newly observed visual evidence. Second, to overcome the limited sensitivity of standard reward models, we design an *Uncertainty-Aware Reward Fusion* technique. This method adaptively integrates intrinsic VLM rewards with an additional query score, significantly enhancing the discriminability of segment evaluations. Finally, these components are unified within a *Semantic Guided Tree Search* algorithm. The key innovation of this search is our *Semantic-Guided Expansion* strategy, which strategically prioritizes sampling around high-relevance semantic anchors while ensuring broad temporal coverage. This enables efficient localization of key segments while minimizing redundant exploration. In this section, we first elaborate on how semantic queries are dynamically managed (Section 3.1). Next, we introduce our uncertainty-aware reward fusion mechanism (Section 3.2). Finally, we detail the semantic guided tree search process and its core expansion strategy (Section 3.3).

3.1. Dynamic Query Management

In long-video understanding tasks, agents typically face enormous search spaces and sparse distributions of critical information [31, 36, 64], often resulting in aimless exploration of numerous irrelevant segments. Although existing methods leverage semantic queries to reduce search complexity [67, 74], these approaches typically focus only on static initialization, neglecting the dynamic emergence of new queries during exploration. Inspired by the human cognitive mechanism of dynamically updating attentional focus during video viewing, we introduce a dynamic query management mechanism. Specifically, we not only effectively extract initial semantic queries from the user instruction at the beginning of exploration but also incrementally refine and update these queries based on newly observed visual evidence, thereby effectively guiding the agent to focus on more relevant video segments.

Given a user instruction Q , we first extract an initial set of semantic queries $\mathcal{C}_0 = \{c_i\}$. These semantic queries typically encompass key elements from the instruction,

such as objects, scenes, and actions. Then, for each semantic query c_i , we perform cross-modal retrieval to obtain a set of candidate clips $\mathcal{D}_i = \{(t_k^{(i)}, \phi_k^{(i)})\}$, each with an associated timestamp $t_k^{(i)}$ and semantic similarity score $\phi_k^{(i)}$. To reduce redundancy, we cluster these segments into multiple clusters based on their temporal overlaps. Finally, within each cluster, we select the frame with the highest semantic similarity score to form the semantic anchor set $\mathcal{A}_0 = \{(f_A^m, \phi^m)\}$.

After the t -th round of exploration, the agent observes a set of sampled frames \mathcal{F}_t from the selected video segment. Based on these newly observed visual cues and the previously collected queries \mathcal{C}_{t-1} , we extract additional semantic queries $\Delta\mathcal{C}_t$ exclusively derived from the current observations. These new queries are then merged with historical queries to form an updated query set. Subsequently, we use these newly added queries $\Delta\mathcal{C}_t$ to acquire an incremental set of candidate video segments $\Delta\mathcal{D}_t$ and merge this incremental set $\Delta\mathcal{D}_t$ with the previous candidate clip set \mathcal{D}_{t-1} , removing any duplicate segments retrieved by different queries. Finally, these refined segments are re-clustered based on their temporal overlaps to generate an updated set of semantic anchors \mathcal{A}_t .

In the video exploration process, these semantic anchors serve as explicit cues that help the agent locate relevant segments within very long videos. Intuitively, these anchors function like landmarks on an unknown map, effectively providing exploration directions and preventing aimless searching. By offering clear semantic references, the dynamically updated anchors significantly enhance the agent’s ability to accurately identify key segments and effectively reduce ambiguity and uncertainty in decision-making.

3.2. Uncertainty Aware Reward Fusion

During video exploration process, the importance of segments needs to be clearly assessed to effectively guide the exploration direction. Existing methods [63] typically rely directly on Vision-Language Models as intrinsic reward models; however, these rewards heavily depend on sparsely and uniformly sampled frames. Due to the inherent randomness of this sampling strategy, the agent may miss critical information within video segments, causing semantically distinct segments to receive similar rewards. With the semantic queries discovered and continuously updated during exploration, we introduce the query score, which evaluates the relevance and significance of queries within each segment. Furthermore, we propose Uncertainty Aware Reward Fusion to adaptively integrates intrinsic rewards and semantic query scores, thus enhancing the discriminability of segment evaluations. Specifically, for each candidate segment s , the agent computes two scores:

1. **Intrinsic reward** $r(s)$ — obtained from a VLM through Chain-of-Thought [57] reasoning, reflecting the

segment’s relevance or informativeness with respect to the query.

2. **Query score** $u(s)$ — derived by performing softmax pooling on the semantic similarity scores ϕ_j of all anchors that fall within s denoted as $\mathcal{H}(s)$. Specifically, let the set of similarity scores be $\phi_{j \in \mathcal{H}(s)}$ and the temperature coefficient be τ_c , then the query score $u(s)$ is computed as:

$$u(s) = \tau_c \cdot \log \left(\frac{1}{|\mathcal{H}(s)|} \sum_{j \in \mathcal{H}(s)} \exp \left(\frac{\phi_j}{\tau_c} \right) \right)$$

To quantify the uncertainty of the intrinsic rewards, we compute the normalized entropy H over the reward distribution:

$$H = -\frac{1}{\log N} \sum_{i=1}^N p_i \log p_i,$$

where p_i denotes the softmax-normalized probability of each candidate segment based on $r(s)$, and N is the total number of candidate segments in the current search state. A higher H indicates greater uncertainty in the reward distribution, while a lower H implies stronger confidence.

Finally, the intrinsic reward $r(s)$ and query score $u(s)$ are fused in an adaptive manner:

$$h(s) = (1 - H) \cdot r(s) + H \cdot u(s).$$

This adaptive weighting allows the agent to rely more on intrinsic rewards when the reward distribution is confident (low H), and to place greater emphasis on semantic priors when the reward model exhibits high uncertainty. The fused reward $h(s)$ is subsequently used for exploration decision-making in the selection step.

3.3. Semantic Guided Tree Search

In our framework, video exploration is formulated as a tree-search process, where each node represents a temporal segment and the agent progressively expands nodes to locate key evidence. Unlike previous methods that rely solely on exploration [55, 63] or query-based heuristics [54], we introduce Semantic Guided Expansion (SGE), which integrates semantic anchors and coverage sampling to achieve efficient and informed exploration. Specifically, the semantic anchors provide strong guidance by prioritizing semantically relevant regions, while the coverage-driven strategy ensures sufficient exploration of unexplored areas, thereby maintaining a robust balance between exploration and exploitation throughout the search process.

Given the current video segment as a node s and the frame sampling budget B , the agent performs frame sampling by combining semantic guidance and temporal coverage. The sampled frames F are then used to divide s

Algorithm 1: EEA: Exploitation-Exploration Agent

Require: Video V , user instruction q , reward model R , policy π , frame budget B , semantic anchor budget B_s

- 1: Initialize selected segment and $s^* \leftarrow V$
- 2: Initialize candidate segments set $S \leftarrow \emptyset$
- 3: Initialize memory buffer $M \leftarrow \emptyset$
- 4: Initialize reward score history $H_r \leftarrow \emptyset$
- 5: Initialize semantic query set $\mathcal{C} \leftarrow \text{QueryDiscovery}(q)$
- 6: Initialize semantic anchor set $\mathcal{A} \leftarrow \text{InitialAnchors}(\mathcal{C})$
- 7: **while** true **do**
- 8: # Sampling & Expansion
- 9: $\{f_{\mathcal{A}, s^*}^i\}_{i=1}^{B_s} \leftarrow \text{SelectAnchors}(s^*, \mathcal{A})$
- 10: $\{f_{s^*}^i\}_{i=1}^B, \{s_i^*\}_{i=1}^{B+1} \leftarrow \text{CoverageSample}(s^*, \{f_{\mathcal{A}, s^*}^i\})$
- 11: # Evaluation
- 12: $\{t_i, r_i\}_{i=1}^{B+1} \leftarrow R(\{s_i^*\}_{i=1}^{B+1}, q, \{f_{s^*}^i\}_{i=1}^B, H_r)$
- 13: $\{u_i\}_{i=1}^{B+1} \leftarrow \text{QueryScoring}(\{s_i^*\}_{i=1}^{B+1}, \mathcal{A})$
- 14: # Candidate update
- 15: $S \leftarrow (S \setminus \{s^*\}) \cup \{(s_i^*, r_{s_i^*}, u_{s_i^*})\}_{i=1}^{B+1}$
- 16: # Uncertainty-Aware Reward Fusion
- 17: $\{h_s\}_{s \in S} \leftarrow \text{UARF}(\{(r_s, u_s)\}_{s \in S})$
- 18: # Logs & memory
- 19: $H_r \leftarrow H_r \cup \{(t_i, r_i)\}_{i=1}^{B+1}$
- 20: $M \leftarrow \text{UpdateMemory}(M, \{f_{s^*}^i\}_{i=1}^B, \{r_{s_i^*}\}_{i=1}^{B+1})$
- 21: # Query & anchor update
- 22: $\Delta \mathcal{C} \leftarrow \text{QueryUpdate}(q, \{f_{s^*}^i\})$
- 23: $\mathcal{C}, \mathcal{A} \leftarrow \mathcal{C} \cup \Delta \mathcal{C}, \text{UpdateAnchors}(\mathcal{A}, \Delta \mathcal{C})$
- 24: # Selection
- 25: $ans, s_{\text{next}} \leftarrow \pi(q, s_{s \in S}, \{h_s\}, M)$
- 26: **if** $ans \neq \emptyset$ **then**
- 27: **return** ans
- 28: **else**
- 29: $s^* \leftarrow s_{\text{next}}$
- 30: **end if**
- 31: **end while**

into several new child nodes s_i . First, among the semantic anchors contained within node s , the agent selects the top B_s frames with the highest similarity scores. Then, to maximize temporal coverage, the agent selects an additional $B - B_s$ frames on top of the previously chosen B_s frames, forming a final set F of size B . The final set F satisfies the following temporal coverage minimax objective: for any frame f in the video, let $d(f, F)$ denote the minimum temporal distance between any frame f and its nearest frame in F . The remaining frames are chosen such that:

$$\min_F \max_{f \in \text{video}} d(f, F)$$

is achieved, thereby maximizing temporal coverage within a segment and reducing long unobserved intervals. This semantic-guided expansion strategy enables the agent to efficiently locate key information while minimizing the omission of information.

The process of semantic guided tree search can be summarized in the following four steps:

(i) Expansion: The agent performs *Semantic-Guided Expansion* on the selected leaf node s , obtaining associated frames F and several new child nodes s_i .

(ii) Evaluation: For each child node s_i , the agent obtains the reasoning trace $t(s_i)$ and intrinsic reward $r(s_i)$ from the reward model, and then computes the fused reward $h(s_i)$ by *Uncertainty Aware Reward Fusion*.

(iii) Selection: The agent makes decisions based on above information. The decision may involve: (a) expanding the next leaf node, which may include backtracking and branching; or (b) directly answering the query when evidence is sufficient.

(iv) Update: The agent updates both the semantic queries \mathcal{C} and the semantic anchors \mathcal{A} as *Dynamic Query Management*. The associated frames F are added to the memory buffer, and low reward frames are removed when the buffer exceeds its capacity.

The overall framework of the proposed method is outlined in Algorithm 1. In summary, our semantic guided tree search enables the agent to emulate the human cognitive process through an iterative cycle of exploring, integrating new queries, and refining understanding. Moreover, the hierarchical design and semantic-guided exploration make the framework scalable with respect to video length, maintaining efficient and reliable performance as the video duration increases.

4. Experiments

4.1. Experimental Settings

Benchmark. We mainly evaluate EEA on two widely used long-video QA benchmarks. **EgoSchema** [31] is built from Ego4D [17] and uses 3-minute egocentric clips with 5-way multiple-choice questions; following common practice, we report results on the official validation subset of 500 questions. **LVBench** [53] targets *extreme* long videos and stresses long-term memory with diverse categories (e.g., TV series, sports, surveillance) where videos frequently exceed 30 minutes; we follow the official evaluation split released by the authors. We also conduct experiments on other relevant benchmark datasets in Appendix. We further evaluate EEA on additional related datasets, with detailed results provided in the Appendix.

Baselines. We conduct comparisons with the most relevant and competitive baselines. These include leading open-source Video-LLMs [4, 9, 20, 38, 42], the proprietary large multimodal model GPT-4o [21], Seed-VL [18] Gemini model [16, 45], and a set of representative agent-based approaches [35, 54, 55, 63]. For video models, we report results obtained using uniformly sampled frames. For agent-based systems, we adopt their official experimental

settings to ensure a fair comparison.

Implementation Details. We use a single model for both reward and policy model. For fair comparison with baseline methods, we conduct experiments using GPT-4o-2024-0806. To further verify that our approach is model-independent, we also perform experiments on Seed-1.6-250615 [18]. When invoking LLM API services, we set the temperature to 0.5. The memory buffer sizes are set to 8 and 16 for EgoSchema and LVBench. The temperature coefficient τ_c for query score is 0.1.

4.2. Experimental Results

We conduct comparative experiments on two challenging long-video understanding benchmarks, LVBench and EgoSchema, with the results presented in Tab. 1 and Tab. 2, respectively. By explicitly integrating both exploration and exploitation behaviors, our agent achieves not only substantial performance gains but also significant improvements in computational efficiency. When utilizing only around 20% of the video frames, EEA yields clear advantages over directly feeding uniformly sampled frames into large multimodal models. Compared with GPT-4o, EEA achieves improvements of **+18.9%** on LVBench and **+5.2%** on EgoSchema; compared with Seed1.6VL, the gains are **+19.3%** and **+3.9%**, respectively. Notably, despite operating with less than **0.5%** of the frame sampling budget, our method still surpasses the state-of-the-art closed-source model Gemini-2.0-Flash by over **5%**, highlighting its remarkable efficiency and capability to focus on truly informative segments.

Furthermore, we compare our proposed framework with three recently introduced state-of-the-art on-the-fly agent systems, including VideoAgent [54], VideoTree [55], and VCA [63]. As shown in Tab. 1, EEA achieves more than **10%** higher accuracy on LVBench compared to all baseline methods, while processing at least **30%** fewer frames. This indicates that relying solely on semantic priors (as in VideoAgent) or discovering information through uniform sampling without any prior knowledge (as in VideoTree and VCA) is highly inefficient. In contrast, our method integrates semantic prior-driven exploitation with prior-free exploration that maximizes coverage of unseen regions, thereby substantially improving both the efficiency and success rate of discovering key information. As a result, EEA shows remarkable improvements on the *Key Information Retrieval* task of LVBench compared with other agent-based systems. Meanwhile, the results on EgoSchema also demonstrate the significant advantages of our approach in both performance and computational efficiency. Additional experimental results are provided in Appendix.

EEA exhibits not only strong performance when built upon advanced proprietary backbones such as GPT-4o and Seed1.6VL, but also clear advantages when applied to open-

Method	Frames	ER	EU	KIR	TG	Rea	Sum	Avg.
Gemini 1.5 Pro [45]	3600	32.1	30.9	39.3	31.8	27.0	32.8	33.1
Gemini-2.0-Flash [16]	3600	47.4	<u>48.5</u>	56.8	39.3	44.4	41.4	48.6
TimeChat [38]	>96	21.9	21.7	25.9	22.7	25.0	24.1	22.3
MovieChat [42]	>10000	21.3	23.1	25.9	22.3	24.0	17.2	22.5
InternVL2.5-72B [9]	16	43.8	42.0	42.1	36.8	<u>51.0</u>	37.9	43.6
Qwen2.5VL-72B [4]	768	-	-	-	-	-	-	47.3
GLM4V-Plus [20]	≤300	46.2	47.8	<u>54.1</u>	42.7	46.5	37.9	<u>48.7</u>
GPT-4o [21]	64	35.9	30.8	35.5	28.3	33.5	34.5	34.7
VideoAgent [54]	Avg. 25.5	28.0	30.3	28.0	29.3	28.0	36.4	29.3
VideoTree [55]	Avg. 103.2	30.3	25.1	26.5	27.7	31.9	25.5	28.8
VCA [63]	Avg. 20.0	43.7	40.7	37.8	38.0	46.2	27.3	41.3
EEA (ours)	Avg. 13.5	52.9	54.0	53.0	58.7	55.4	<u>47.3</u>	53.6
Seed1.6VL [18]	64	30.7	29.8	33.8	27.7	33.6	30.6	31.5
VCA [63]	Avg. 21.2	39.5	36.9	38.4	40.5	35.7	32.4	38.7
EEA (ours)	Avg. 14.2	<u>49.8</u>	48.2	52.8	<u>55.5</u>	48.3	50.0	<u>50.8</u>

Table 1. Experimental Results on LVBench. For agent-based methods, the average number of frames observed is reported.

Method	EgoSchema		LVBench	
	Frames	Acc.	Frames	Acc.
EEA (ours)	6.9	76.3	14.2	50.8
- w/o SGE	10.6	72.6	21.3	42.5
- w/o UARF	9.2	73.2	18.0	47.8
- w/o QU	7.5	<u>75.5</u>	15.4	<u>48.6</u>

Table 3. Ablation Study on EgoSchema and LVBench. SGE denotes semantic-guided expansion, UARF denotes uncertainty-aware reward fusion, and QU denotes query update.

source models. For a fair comparison, we conduct experiments using Qwen2-VL-72B-Instruct-GPTQ-Int4 [51] as the underlying backbone. As shown in Tab. 2, our agent achieves a **3.7%** improvement in accuracy on the EgoSchema benchmark while observing less than **40%** of the frames compared to directly feeding uniformly sampled frames into Qwen2-VL. Moreover, relative to other agent-based systems, EEA attains an additional **2.7%** performance gain while using at least **25%** fewer frames. These results confirm that the proposed framework retains its effectiveness and generalization capability beyond proprietary architectures.

4.3. Ablation Study

In this section, we conduct ablation studies on the key components of our agent, with the results summarized in Tab. 3. As shown in the table, removing the semantic-guided expansion leads to a noticeable performance drop, accompanied by a significant increase in the number of frames required for decision-making. This occurs because, without semantic priors, the model relies on uniform sampling to explore unknown segments and often misses

Method	Frames	Subset
GPT-4o [21]	32	70.4
VideoAgent [54]	Avg. 8.1	63.2
VideoTree [55]	Avg. 10.7	60.8
VideoTree [55]	Avg. 69.5	67.0
LVNet [35]	12	68.2
VCA [63]	<u>Avg. 7.2</u>	73.6
EEA (ours)	Avg. 6.1	75.6
Seed1.6VL [18]	32	72.4
VCA [63]	Avg. 8.6	74.1
EEA (ours)	Avg. 6.9	<u>76.3</u>
Qwen2-VL [51]	32	74.2
VideoAgent [54]	Avg. 8.6	65.2
VideoTree [55]	Avg. 85.4	71.0
VCA [63]	Avg. 16.9	75.2
EEA	Avg. 12.6	77.9

Table 2. Experimental Results on EgoSchema.

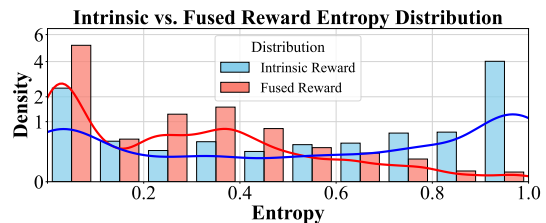


Figure 4. Comparison of Entropy Distribution between Intrinsic Reward and Fused Reward on LVBench. The y-axis represents the value of the entropy, and the x-axis represents the probability density. The red and blue curves represent fitted normal distributions.

critical visual information, thereby degrading its understanding of video content. Consequently, the agent tends to examine many irrelevant frames, which substantially reduces computational efficiency. These findings highlight the effectiveness of incorporating semantic priors during the node expansion process in tree search.

In addition, we observe a substantial performance decline when the uncertainty-aware reward fusion is removed. In this case, the agent relies solely on intrinsic rewards obtained from the VLM to evaluate the importance of each segment. However, during a round of tree search, the model uses sparsely sampled frames to represent each segment, which may not fall within regions containing crucial information—resulting in low discriminability of the rewards. As a result, relying solely on intrinsic rewards prevents the agent from making reliable decisions and also contributes to reduced computational efficiency. These results demonstrate the necessity of integrating the query score, which introduces semantic priors into the evaluation and decision-making process.



Figure 5. **Exploration Trajectory Example.** Compared with VCA, our agent can rapidly pinpoint critical information in each segment with the guidance of semantic queries and anchors. Moreover, even when the reward model becomes unreliable, the agent can still produce a discriminative fused reward by integrating the query score.

We also find that removing the query update mechanism causes a clear degradation in performance. This is because the initial clues discovered from the query are often incomplete, and as the agent continues to explore, it observes new visual evidence and discovers additional semantic queries. These newly discovered clues, in turn, help the agent identify more critical content during the semantic-guided expansion stage and yield more reliable query scores during the evaluation stage, forming a positive feedback loop that enhances overall reasoning performance.

4.4. How Effective Is the Reward Fusion?

To further analyze the effectiveness of our uncertainty-aware reward fusion mechanism, we compare the entropy distributions obtained from the original intrinsic reward and the fused reward on LVBench, as shown in Fig. 4. This

experiment examines whether the fusion mechanism can address the low discriminability of the intrinsic reward, thereby providing the agent with a more stable evaluation signal. From Fig. 4, we observe that the entropy distribution of the intrinsic reward exhibits a clear bimodal pattern, with high-entropy and low-entropy regions dominating most cases. High entropy with high density indicates that the intrinsic reward often lacks discriminative power. In contrast, the fused reward distribution shows a substantial reduction in probability density within the high-entropy region. This demonstrates that when the intrinsic reward is highly uncertain, the query-based score effectively helps separate different segments through UARF, resulting in a more informative reward. Overall, these results indicate that our uncertainty-aware reward fusion strategy enhances

reward discriminability under high uncertainty scenarios, enabling the agent to obtain reliable reward signals during exploration.

4.5. How Does EEA Explore?

We compare the real exploration trajectories of the baseline method VCA and our EEA on LVBench, as illustrated in Fig. 5. First, with the help of semantic-guided expansion, our model is more likely to focus on information relevant to user query when expanding video segments. In contrast, VCA, which conducts uniform sampling in expansion, tends to collect segments that are mostly irrelevant to the question; throughout the exploration process, it receives only a limited amount of visual evidence related to the host, which ultimately leads to an incorrect answer. Second, as shown in the figure, during the first expansion round, the reward model assigns an incorrect score of zero to the key segment. However, since our method evaluates segments by combining the query score with the intrinsic reward, it successfully gives the correct reward and identifies the segment containing rich host-related information.

5. Conclusion

In this work, we propose EEA a long video agent framework that balances exploration and exploitation through semantic guidance. The agent extracts and continually updates semantic queries, incorporates them into semantic guided expansion and uncertainty-aware reward fusion in hierarchical tree search, and achieves significantly improved performance and efficiency. In the future, we plan to further improve the scalability of our framework to handle longer and more complex videos, and explore efficient mechanisms for real-time and continuous understanding of dynamic video streams.

References

- [1] Josh Achiam, Steven Adler, Sandhini Agarwal, Lama Ahmad, Ilge Akkaya, Florencia Leoni Aleman, Diogo Almeida, Janko Altschmidt, Sam Altman, Shyamal Anadkat, et al. Gpt-4 technical report. *arXiv preprint arXiv:2303.08774*, 2023. 2
- [2] Saeed Ranjbar Alvar, Gursimran Singh, Mohammad Akbari, and Yong Zhang. Divprune: Diversity-based visual token pruning for large multimodal models. In *Proceedings of the Computer Vision and Pattern Recognition Conference*, pages 9392–9401, 2025. 3
- [3] Anurag Arnab, Mostafa Dehghani, Georg Heigold, Chen Sun, Mario Lučić, and Cordelia Schmid. Vivit: A video vision transformer. In *2021 IEEE/CVF International Conference on Computer Vision (ICCV)*, pages 6816–6826, 2021. 3
- [4] Shuai Bai, Keqin Chen, Xuejing Liu, Jialin Wang, Wenbin Ge, Sibao Song, Kai Dang, Peng Wang, Shijie Wang, Jun Tang, et al. Qwen2. 5-vl technical report. *arXiv preprint arXiv:2502.13923*, 2025. 1, 3, 6, 7
- [5] Gedas Bertasius, Heng Wang, and Lorenzo Torresani. Is space-time attention all you need for video understanding?, 2021. 3
- [6] Biagio Brattoli, Joseph Tighe, Fedor Zhdanov, Pietro Perona, and Krzysztof Chalupka. Rethinking zero-shot video classification: End-to-end training for realistic applications. In *Proceedings of the IEEE/CVF conference on computer vision and pattern recognition*, pages 4613–4623, 2020. 3
- [7] Joao Carreira and Andrew Zisserman. Quo vadis, action recognition? a new model and the kinetics dataset, 2018. 3
- [8] Karima Chakroun, David Mathar, Antonius Wiehler, Florian Ganzer, and Jan Peters. Dopaminergic modulation of the exploration/exploitation trade-off in human decision-making. *Elife*, 9:e51260, 2020. 2
- [9] Zhe Chen, Weiyun Wang, Yue Cao, Yangzhou Liu, Zhangwei Gao, Erfei Cui, Jinguo Zhu, Shenglong Ye, Hao Tian, Zhaoyang Liu, et al. Expanding performance boundaries of open-source multimodal models with model, data, and test-time scaling. *arXiv preprint arXiv:2412.05271*, 2024. 6, 7
- [10] Haoqi Fan, Bo Xiong, Karttikeya Mangalam, Yanghao Li, Zhicheng Yan, Jitendra Malik, and Christoph Feichtenhofer. Multiscale vision transformers, 2021. 3
- [11] Yue Fan, Xiaojian Ma, Rujie Wu, Yuntao Du, Jiaqi Li, Zhi Gao, and Qing Li. Videoagent: A memory-augmented multimodal agent for video understanding. In *European Conference on Computer Vision*, pages 75–92. Springer, 2024. 1
- [12] Xinyu Fang, Kangrui Mao, Haodong Duan, Xiangyu Zhao, Yining Li, Dahua Lin, and Kai Chen. Mmbench-video: A long-form multi-shot benchmark for holistic video understanding. *arXiv preprint arXiv:2406.14515*, 2024. 1
- [13] Christoph Feichtenhofer, Axel Pinz, and Andrew Zisserman. Convolutional two-stream network fusion for video action recognition, 2016. 3
- [14] Christoph Feichtenhofer, Haoqi Fan, Jitendra Malik, and Kaiming He. Slowfast networks for video recognition. In *Proceedings of the IEEE/CVF International Conference on Computer Vision (ICCV)*, 2019. 3
- [15] Chaoyou Fu, Yuhan Dai, Yondong Luo, Lei Li, Shuhuai Ren, Renrui Zhang, Zihan Wang, Chenyu Zhou, Yunhang Shen, Mengdan Zhang, et al. Video-mme: The first-ever comprehensive evaluation benchmark of multi-modal llms in video analysis. *arXiv preprint arXiv:2405.21075*, 2024. 1
- [16] Google DeepMind. Introducing gemini 2.0: our new ai model for the agentic era. <https://blog.google/technology/google-deepmind/google-gemini-ai-update-december-2024/#ceo-message>, 2024. 6, 7
- [17] Kristen Grauman, Andrew Westbury, Eugene Byrne, Zachary Chavis, Antonino Furnari, Rohit Girdhar, Jackson Hamburger, Hao Jiang, Miao Liu, Xingyu Liu, et al. Ego4d: Around the world in 3,000 hours of egocentric video. In *Proceedings of the IEEE/CVF Conference on Computer Vision and Pattern Recognition*, pages 18995–19012, 2022. 6, 1

- [18] Dong Guo, Faming Wu, Feida Zhu, Fuxing Leng, Guang Shi, Haobin Chen, Haoqi Fan, Jian Wang, Jianyu Jiang, Jiawei Wang, et al. Seed1. 5-vl technical report. *arXiv preprint arXiv:2505.07062*, 2025. 6, 7
- [19] Yudong Han, Qingpei Guo, Liyuan Pan, Liu Liu, Yu Guan, and Ming Yang. Dynfocus: Dynamic cooperative network empowers llms with video understanding. In *Proceedings of the Computer Vision and Pattern Recognition Conference*, pages 8512–8522, 2025. 3
- [20] Wenyi Hong, Weihang Wang, Ming Ding, Wenmeng Yu, Qingsong Lv, Yan Wang, Yean Cheng, Shiyu Huang, Junhui Ji, Zhao Xue, Lei Zhao, Zhuoyi Yang, Xiaotao Gu, Xiaohan Zhang, Guanyu Feng, Da Yin, Zihan Wang, Ji Qi, Xixuan Song, Peng Zhang, Debing Liu, Bin Xu, Juanzi Li, Yuxiao Dong, and Jie Tang. Cogvlm2: Visual language models for image and video understanding, 2024. 3, 6, 7
- [21] Aaron Hurst, Adam Lerer, Adam P Goucher, Adam Perelman, Aditya Ramesh, Aidan Clark, AJ Ostrow, Akila Welihinda, Alan Hayes, Alec Radford, et al. Gpt-4o system card. *arXiv preprint arXiv:2410.21276*, 2024. 6, 7
- [22] Shuiwang Ji, Wei Xu, Ming Yang, and Kai Yu. 3d convolutional neural networks for human action recognition. *IEEE transactions on pattern analysis and machine intelligence*, 35(1):221–231, 2012. 3
- [23] Peng Jin, Ryuichi Takanobu, Wancai Zhang, Xiaochun Cao, and Li Yuan. Chat-univi: Unified visual representation empowers large language models with image and video understanding. In *Proceedings of the IEEE/CVF Conference on Computer Vision and Pattern Recognition*, pages 13700–13710, 2024. 3
- [24] Juhana Kangaspunta, AJ Piergiovanni, Rico Jonschkowski, Michael Ryoo, and Anelia Angelova. Adaptive intermediate representations for video understanding. In *Proceedings of the IEEE/CVF Conference on Computer Vision and Pattern Recognition*, pages 1602–1612, 2021. 3
- [25] Andrej Karpathy, George Toderici, Sanketh Shetty, Thomas Leung, Rahul Sukthankar, and Li Fei-Fei. Large-scale video classification with convolutional neural networks. In *Proceedings of the IEEE conference on Computer Vision and Pattern Recognition*, pages 1725–1732, 2014. 3
- [26] Noriyuki Kugo, Xiang Li, Zixin Li, Ashish Gupta, Arpan-deep Khatua, Nidhish Jain, Chaitanya Patel, Yuta Kyuragi, Yasunori Ishii, Masamoto Tanabiki, et al. Videomultiagents: A multi-agent framework for video question answering. *arXiv preprint arXiv:2504.20091*, 2025. 1, 3
- [27] Kunchang Li, Yali Wang, Yinan He, Yizhuo Li, Yi Wang, Yi Liu, Zun Wang, Jilan Xu, Guo Chen, Ping Luo, et al. Mvbench: A comprehensive multi-modal video understanding benchmark. In *Proceedings of the IEEE/CVF Conference on Computer Vision and Pattern Recognition*, pages 22195–22206, 2024. 1
- [28] Yunxin Li, Xinyu Chen, Baotain Hu, and Min Zhang. Llms meet long video: Advancing long video comprehension with an interactive visual adapter in llms, 2024. 3
- [29] Yongdong Luo, Xiawu Zheng, Xiao Yang, Guilin Li, Haojia Lin, Jinfa Huang, Jiayi Ji, Fei Chao, Jiebo Luo, and Rongrong Ji. Video-rag: Visually-aligned retrieval-augmented long video comprehension. *arXiv preprint arXiv:2411.13093*, 2024. 1, 3
- [30] Ziyu Ma, Chenhui Gou, Hengcan Shi, Bin Sun, Shutao Li, Hamid Reza Tofighi, and Jianfei Cai. Drvideo: Document retrieval based long video understanding. *arXiv preprint arXiv:2406.12846*, 2024. 1, 3
- [31] Karttikeya Mangalam, Raiymbek Akshulakov, and Jitendra Malik. Egoschema: A diagnostic benchmark for very long-form video language understanding. *arXiv preprint arXiv:2308.09126*, 2023. 4, 6, 1
- [32] Humza Naveed, Asad Ullah Khan, Shi Qiu, Muhammad Saqib, Saeed Anwar, Muhammad Usman, Naveed Akhtar, Nick Barnes, and Ajmal Mian. A comprehensive overview of large language models. *ACM Transactions on Intelligent Systems and Technology*, 16(5):1–72, 2025. 2
- [33] Joe Yue-Hei Ng, Matthew Hausknecht, Sudheendra Vijayanarasimhan, Oriol Vinyals, Rajat Monga, and George Toderici. Beyond short snippets: Deep networks for video classification, 2015. 3
- [34] Ziqi Pang and Yu-Xiong Wang. Mr. video:” mapreduce” is the principle for long video understanding. *arXiv preprint arXiv:2504.16082*, 2025. 1, 3
- [35] Jongwoo Park, Kanchana Ranasinghe, Kumara Kahatapitiya, Wonjeong Ryoo, Donghyun Kim, and Michael S Ryoo. Too many frames, not all useful: Efficient strategies for long-form video qa. *arXiv preprint arXiv:2406.09396*, 2024. 6, 7
- [36] Rui Qian, Xiaoyi Dong, Pan Zhang, Yuhang Zang, Shuangrui Ding, Dahua Lin, and Jiaqi Wang. Streaming long video understanding with large language models. *Advances in Neural Information Processing Systems*, 37:119336–119360, 2024. 4
- [37] Shuhuai Ren, Linli Yao, Shicheng Li, Xu Sun, and Lu Hou. Timechat: A time-sensitive multimodal large language model for long video understanding. *arXiv preprint arXiv:2312.02051*, 2023. 3
- [38] Shuhuai Ren, Linli Yao, Shicheng Li, Xu Sun, and Lu Hou. Timechat: A time-sensitive multimodal large language model for long video understanding. In *Proceedings of the IEEE/CVF Conference on Computer Vision and Pattern Recognition*, pages 14313–14323, 2024. 6, 7
- [39] David Romero and Thamar Solorio. Question-instructed visual descriptions for zero-shot video question answering. *arXiv preprint arXiv:2402.10698*, 2024. 3
- [40] Mattia Soldan, Alejandro Pardo, Juan León Alcázar, Fabian Caba, Chen Zhao, Silvio Giancola, and Bernard Ghanem. Mad: A scalable dataset for language grounding in videos from movie audio descriptions. In *Proceedings of the IEEE/CVF Conference on Computer Vision and Pattern Recognition*, pages 5026–5035, 2022. 1
- [41] Enxin Song, Wenhao Chai, Guan hong Wang, Yucheng Zhang, Haoyang Zhou, Feiyang Wu, Xun Guo, Tian Ye, Yan Lu, Jenq-Neng Hwang, et al. Moviechat: From dense token to sparse memory for long video understanding. *arXiv preprint arXiv:2307.16449*, 2023. 1
- [42] Enxin Song, Wenhao Chai, Guan hong Wang, Yucheng Zhang, Haoyang Zhou, Feiyang Wu, Haozhe Chi, Xun

- Guo, Tian Ye, Yanting Zhang, et al. Moviechat: From dense token to sparse memory for long video understanding. In *Proceedings of the IEEE/CVF Conference on Computer Vision and Pattern Recognition*, pages 18221–18232, 2024. 3, 6, 7
- [43] Chen Sun, Austin Myers, Carl Vondrick, Kevin Murphy, and Cordelia Schmid. Videobert: A joint model for video and language representation learning, 2019. 3
- [44] Makarand Tapaswi, Yukun Zhu, Rainer Stiefelwagen, Antonio Torralba, Raquel Urtasun, and Sanja Fidler. Movieqa: Understanding stories in movies through question-answering. In *Proceedings of the IEEE conference on computer vision and pattern recognition*, pages 4631–4640, 2016. 1
- [45] Gemini Team, Petko Georgiev, Ving Ian Lei, Ryan Burnell, Libin Bai, Anmol Gulati, Garrett Tanzer, Damien Vincent, Zhufeng Pan, Shibo Wang, et al. Gemini 1.5: Unlocking multimodal understanding across millions of tokens of context. *arXiv preprint arXiv:2403.05530*, 2024. 1, 3, 6, 7
- [46] Zhan Tong, Yibing Song, Jue Wang, and Limin Wang. Videomae: Masked autoencoders are data-efficient learners for self-supervised video pre-training, 2022. 3
- [47] Hugo Touvron, Thibaut Lavril, Gautier Izacard, Xavier Martinet, Marie-Anne Lachaux, Timothee Lacroix, Baptiste Roziere, Naman Goyal, Eric Hambro, Faisal Azhar, et al. Llama: Open and efficient foundation language models. *arXiv preprint arXiv:2302.13971*, 2023. 2
- [48] Du Tran, Lubomir Bourdev, Rob Fergus, Lorenzo Torresani, and Manohar Paluri. Learning spatiotemporal features with 3d convolutional networks, 2015. 3
- [49] Jayesh Vaidya, Arulkumar Subramaniam, and Anurag Mittal. Co-segmentation aided two-stream architecture for video captioning. In *Proceedings of the IEEE/CVF winter conference on applications of computer vision*, pages 2774–2784, 2022. 3
- [50] Limin Wang, Yuanjun Xiong, Zhe Wang, Yu Qiao, Dahua Lin, Xiaoou Tang, and Luc Van Gool. Temporal segment networks: Towards good practices for deep action recognition, 2016. 3
- [51] Peng Wang, Shuai Bai, Sinan Tan, Shijie Wang, Zhihao Fan, Jinze Bai, Keqin Chen, Xuejing Liu, Jialin Wang, Wenbin Ge, Yang Fan, Kai Dang, Mengfei Du, Xuancheng Ren, Rui Men, Dayiheng Liu, Chang Zhou, Jingren Zhou, and Junyang Lin. Qwen2-vl: Enhancing vision-language model’s perception of the world at any resolution. *arXiv preprint arXiv:2409.12191*, 2024. 3, 7
- [52] Peng Wang, Shuai Bai, Sinan Tan, Shijie Wang, Zhihao Fan, Jinze Bai, Keqin Chen, Xuejing Liu, Jialin Wang, Wenbin Ge, et al. Qwen2-vl: Enhancing vision-language model’s perception of the world at any resolution. *arXiv preprint arXiv:2409.12191*, 2024. 1, 3
- [53] Weihang Wang, Zehai He, Wenyi Hong, Yean Cheng, Xiaohan Zhang, Ji Qi, Shiyu Huang, Bin Xu, Yuxiao Dong, Ming Ding, and Jie Tang. Lvbench: An extreme long video understanding benchmark, 2024. 1, 6
- [54] Xiaohan Wang, Yuhui Zhang, Orr Zohar, and Serena Yeung-Levy. Videoagent: Long-form video understanding with large language model as agent. *European Conference on Computer Vision (ECCV)*, 2024. 1, 3, 5, 6, 7
- [55] Ziyang Wang, Shoubin Yu, Elias Stengel-Eskin, Jaehong Yoon, Feng Cheng, Gedas Bertasius, and Mohit Bansal. Videotree: Adaptive tree-based video representation for llm reasoning on long videos, 2024. 1, 3, 5, 6, 7, 4
- [56] Zikang Wang, Boyu Chen, Zhengrong Yue, Yi Wang, Yu Qiao, Limin Wang, and Yali Wang. Videochat-a1: Thinking with long videos by chain-of-shot reasoning. *arXiv preprint arXiv:2506.06097*, 2025. 2, 3
- [57] Jason Wei, Xuezhi Wang, Dale Schuurmans, Maarten Bosma, Fei Xia, Ed Chi, Quoc V Le, Denny Zhou, et al. Chain-of-thought prompting elicits reasoning in large language models. *Advances in neural information processing systems*, 35:24824–24837, 2022. 4
- [58] Chao-Yuan Wu and Philipp Krahenbuhl. Towards long-form video understanding. In *Proceedings of the IEEE/CVF Conference on Computer Vision and Pattern Recognition*, pages 1884–1894, 2021. 1
- [59] Haoning Wu, Dongxu Li, Bei Chen, and Junnan Li. Longvideobench: A benchmark for long-context interleaved video-language understanding. *CoRR*, 2024. 1
- [60] Lindsay E Wyatt, Patrick A Hewan, Jeremy Hogeveen, R Nathan Spreng, and Gary R Turner. Exploration versus exploitation decisions in the human brain: A systematic review of functional neuroimaging and neuropsychological studies. *Neuropsychologia*, 192:108740, 2024. 2
- [61] Saining Xie, Chen Sun, Jonathan Huang, Zhuowen Tu, and Kevin Murphy. Rethinking spatiotemporal feature learning: Speed-accuracy trade-offs in video classification, 2018. 3
- [62] Jiaqi Xu, Cuiling Lan, Wenxuan Xie, Xuejin Chen, and Yan Lu. Retrieval-based video language model for efficient long video question answering, 2023. 3
- [63] Zeyuan Yang, Delin Chen, Xueyang Yu, Maohao Shen, and Chuang Gan. Vca: Video curious agent for long video understanding. In *Proceedings of the IEEE/CVF International Conference on Computer Vision*, pages 20168–20179, 2025. 2, 3, 4, 5, 6, 7, 1
- [64] Jinhui Ye, Zihan Wang, Haosen Sun, Keshigeyan Chandrasegaran, Zane Durante, Cristobal Eyzaguirre, Yonatan Bisk, Juan Carlos Niebles, Ehsan Adeli, Li Fei-Fei, et al. Re-thinking temporal search for long-form video understanding. In *Proceedings of the Computer Vision and Pattern Recognition Conference*, pages 8579–8591, 2025. 1, 3, 4
- [65] Shoubin Yu, Jaemin Cho, Prateek Yadav, and Mohit Bansal. Self-chained image-language model for video localization and question answering. *Advances in Neural Information Processing Systems*, 36, 2024. 1
- [66] Huaying Yuan, Zheng Liu, Junjie Zhou, Hongjin Qian, Ji-Rong Wen, and Zhicheng Dou. Videodepresearch: Long video understanding with agentic tool using. *arXiv preprint arXiv:2506.10821*, 2025. 1, 3
- [67] Abhay Zala, Jaemin Cho, Satwik Kottur, Xilun Chen, Barlas Oguz, Yashar Mehdad, and Mohit Bansal. Hierarchical video-moment retrieval and step-captioning. In *Proceedings of the IEEE/CVF Conference on Computer Vision and Pattern Recognition*, pages 23056–23065, 2023. 4

- [68] Ce Zhang, Taixi Lu, Md Mohaiminul Islam, Ziyang Wang, Shoubin Yu, Mohit Bansal, and Gedas Bertasius. A simple llm framework for long-range video question-answering. *arXiv preprint arXiv:2312.17235*, 2023. [3](#)
- [69] Hongjie Zhang, Yi Liu, Lu Dong, Yifei Huang, Zhen-Hua Ling, Yali Wang, Limin Wang, and Yu Qiao. Movqa: A benchmark of versatile question-answering for long-form movie understanding. *arXiv preprint arXiv:2312.04817*, 2023. [1](#)
- [70] Peiyuan Zhang, Kaichen Zhang, Bo Li, Guangtao Zeng, Jingkang Yang, Yuanhan Zhang, Ziyue Wang, Haoran Tan, Chunyuan Li, and Ziwei Liu. Long context transfer from language to vision. *arXiv preprint arXiv:2406.16852*, 2024. [1](#)
- [71] Xiaoyi Zhang, Zhaoyang Jia, Zongyu Guo, Jiahao Li, Bin Li, Houqiang Li, and Yan Lu. Deep video discovery: Agentic search with tool use for long-form video understanding. *arXiv preprint arXiv:2505.18079*, 2025. [1](#), [3](#)
- [72] Yuanhan Zhang, Bo Li, haotian Liu, Yong jae Lee, Liangke Gui, Di Fu, Jiashi Feng, Ziwei Liu, and Chunyuan Li. Llava-next: A strong zero-shot video understanding model, 2024. [3](#)
- [73] Linchao Zhu and Yi Yang. Actbert: Learning global-local video-text representations, 2020. [3](#)
- [74] Bo Zou, Chao Yang, Yu Qiao, Chengbin Quan, and Youjian Zhao. Language-aware visual semantic distillation for video question answering. In *Proceedings of the IEEE/CVF Conference on Computer Vision and Pattern Recognition*, pages 27113–27123, 2024. [4](#)

EEA: Exploration–Exploitation Agent for Long Video Understanding

Supplementary Material

6. Implementation Details

6.1. Dataset

In this section, we provide detailed descriptions and statistics of the benchmark datasets.

EgoSchema [31] is built from Ego4D [17] and uses 3-minute egocentric clips with 5-way multiple-choice questions; following common practice, we report results on the official validation subset, which contains 500 distinct videos, each associated with a single question.

LVBench [53] targets *extreme* long videos and stresses long-term memory with diverse categories (e.g., TV series, sports, surveillance) where videos frequently exceed 30 minutes. Due to seven videos becoming unavailable for download (28CieC8cZks, QWX1vx1GoTY, QgWRyDV9Ozs, gXnhqF0TqqI, idZkam9zqAs, qYMnM5blZIE, t-RtDI2RWQs), we use a total of 96 videos in our experiments. These videos have an average duration of 3,942 seconds and correspond to 1,432 questions in total.

Video-MME [15] consists of 900 manually selected videos across diverse real-world sources and scenarios, covering six domains and thirty subcategories, with each video annotated with three expert-verified QA pairs. In this work, we focus on the subset of videos categorized as long in duration to assess models’ long-video understanding capability. This subset contains 300 videos with an average length of 2,466 seconds and a total of 900 associated questions.

MMBench-video [12] is a comprehensive VideoQA benchmark built from diverse YouTube videos, designed to evaluate LVLMs across 26 capability dimensions, including perception, spatial–temporal reasoning, multimodal grounding, and high-level semantic reasoning. The dataset contains 609 videos with an average duration of 165 seconds, accompanied by 1,998 free-form QA pairs. To ensure fair comparison with previous work [63], we adopt GPT-4o as the evaluator.

While other long-video benchmarks are available, many of them are built from movie sources. Examples include MovieChat [41], MovieQA [44], and related movie-based datasets [40, 69]. Such datasets carry a potential risk of overlapping with the pre-training corpora of recent LVLMs, such as GPT-4o. To ensure a fair and uncontaminated evaluation, we therefore refrain from using these movie-based benchmarks. This practice is consistent with previous work [63], which similarly excludes movie-derived datasets to prevent unintended data overlap with proprietary LVLMs.

6.2. Baselines

In this section, we present the implementation details of all baseline methods. For a fair comparison across all baselines, we ensure that all methods are evaluated using the same backbone LLM (GPT-4o). Because the original VideoAgent [54] and Videotree [55] implementation relied on GPT-4, while our evaluation uses GPT-4o, we adopt the VideoAgent and Videotree results reproduced by VCA [63], which evaluated the method under the same GPT-4o setting as ours.

Since VCA has not released its source code, we reimplemented the method based on the algorithmic descriptions and prompt templates provided in the original paper. We report the results using Seed1.6VL as both the reward and policy model in the main text. For a fair comparison, we follow the same hyperparameter settings as our method: on LVBench, we set the sampling frame number $N = 6$ and the memory buffer size to 16; on EgoSchema, we use $N = 4$ and a memory buffer size of 8.

7. Additional Quantitative Results

7.1. Additional Comparison Results

The experimental results of our method and the baseline methods on VideoMME and MMBench-Video are presented in Table 4 and Table 5, respectively. The experimental results demonstrate that our method achieves substantial improvements in both performance and efficiency. As shown in Table 4, EEA surpasses VCA by 2.7% in accuracy while reducing the number of observed frames by more than 20%; it also significantly outperforms VideoAgent and VideoTree by 12.6% and 5.9%, respectively. In Table 5, we observe that, while using far fewer frames, our method attains performance close to that of GPT-4o and achieves a notable gain over VCA. We attribute this improvement to the ability of our framework to more efficiently discover fine-grained visual clues.

7.2. Additional Ablation Study

Detailed Ablation Study Result on LVBench. As shown in Table 6, removing any core component leads to a performance drop, indicating that the three modules play complementary roles in long-video reasoning. Among them, removing Semantic-Guided Expansion (SGE) results in the largest degradation, with the average accuracy decreasing from 50.8% to 42.5%, demonstrating that SGE is crucial for directing exploration toward informative video segments. Removing Uncertainty-Aware Reward

Method	VideoAgent	VideoTree	VCA	Ours
Avg. Frames	24.6	98.0	<u>18.1</u>	14.2
Knowledge	52.2	<u>60.7</u>	56.9	62.3
Film & Television	42.5	52.5	<u>55.0</u>	56.9
Sports Competition	42.7	48.6	<u>59.3</u>	65.0
Artistic Performance	47.5	51.6	65.8	<u>63.3</u>
Life Record	44.7	49.5	51.9	<u>50.4</u>
Multilingual	36.6	40.0	<u>46.7</u>	52.1
Overall	46.4	53.1	<u>56.3</u>	59.0

Table 4. **Experimental Results on VideoMME Long Split.** We list the average observed frames inspected by each method, marking the best performance in **bold** and the second best with underline.

Method	GPT-4o	VideoAgent	VideoTree	VCA	Ours
Avg. Frames	8	7.8	27.1	<u>7.4</u>	6.1
Score	1.62	1.05	1.38	<u>1.68</u>	1.93

Table 5. **Experimental Results on MMBench-Video.** We list the average observed frames inspected by each method, marking the best performance in **bold** and the second best with underline.

Method	Avg. Frames	ER	EU	KIR	TG	Rea	Sum	Avg.
Ours	14.2	49.8	48.2	52.8	55.5	48.3	50.0	50.8
- w/o SGE	21.3	39.9	38.9	45.2	47.3	45.6	42.3	42.5
- w/o UARF	18.0	49.0	45.9	51.1	49.3	43.7	48.2	47.8
- w/o QU	15.4	47.5	46.2	50.2	52.2	47.1	45.5	48.6

Table 6. **Ablation Study on LVBench.** We report accuracy across six reasoning categories (ER, EU, KIR, TG, Rea, Sum) and the overall average. Best results per column are highlighted in **bold**.

Fusion(UARF) causes declines across several reasoning-related dimensions (e.g., *Event Understanding* and *Reasoning*), highlighting its importance in stabilizing reward signals and improving the discriminability of key visual cues. Removing QU primarily affects *Temporal Grounding* and *Summarization*, suggesting that iteratively updating semantic anchors is essential for uncovering previously unobserved but relevant information. Overall, the full model achieves the best balance between accuracy and frame efficiency, attaining the highest average accuracy (50.8%) while observing fewer frames than all ablated variants.

Impact of the semantic anchor budget B_s . As shown in Figure 6, the choice of B_s plays a critical role in balancing reasoning accuracy and computational efficiency. Across both EgoSchema and LVBench, we observe a trend in which accuracy first increases and then decreases as B_s grows. Specifically, increasing B_s from 0 to 3 yields steady performance improvements, indicating that a moderate number of anchors effectively guides the model toward semantically informative regions. When $B_s = 3$, the

performance reaches its peak, reflecting an optimal balance between removing redundancy and preserving essential contextual information. However, further increasing B_s leads to noticeable performance degradation, suggesting that over-aggressive anchoring restricts the exploration process and causes the model to focus too narrowly on the content suggested by the semantic anchors.

It is worth noting that although larger values of B_s consistently reduce the average number of observed frames, the accuracy declines accordingly. This phenomenon arises because, when too many anchors are used, the highest-scoring semantic anchors often exhibit highly similar visual content, which does not necessarily correspond to the segments required to answer the question, thereby weakening the effectiveness of exploration.

8. Further Analysis

8.1. Exploration Efficiency and Depth Analysis.

Figure 7 summarizes how questions are resolved across exploration rounds. The bar height indicates the termination

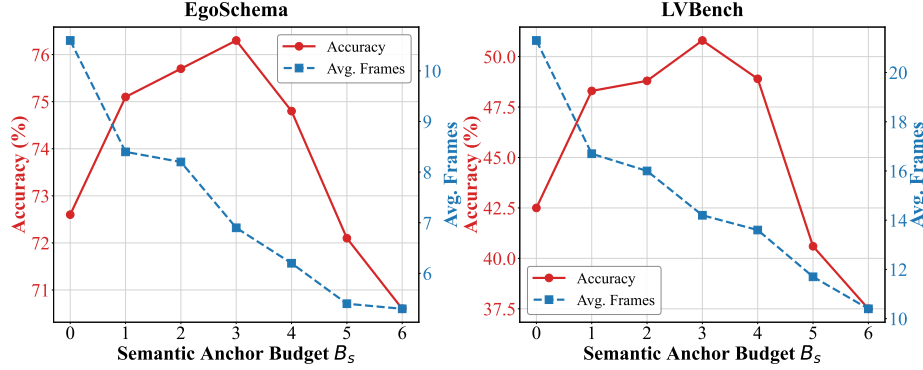


Figure 6. **Impact of the semantic anchor budget B_s .** Accuracy (red solid line) and average observed frames (blue dashed line) on EgoSchema and LVBench. Both datasets exhibit a clear peak at $B_s = 3$, with performance dropping when the anchor budget is too small or too large, indicating that a moderate semantic budget achieves the best balance between exploration quality and frame efficiency.

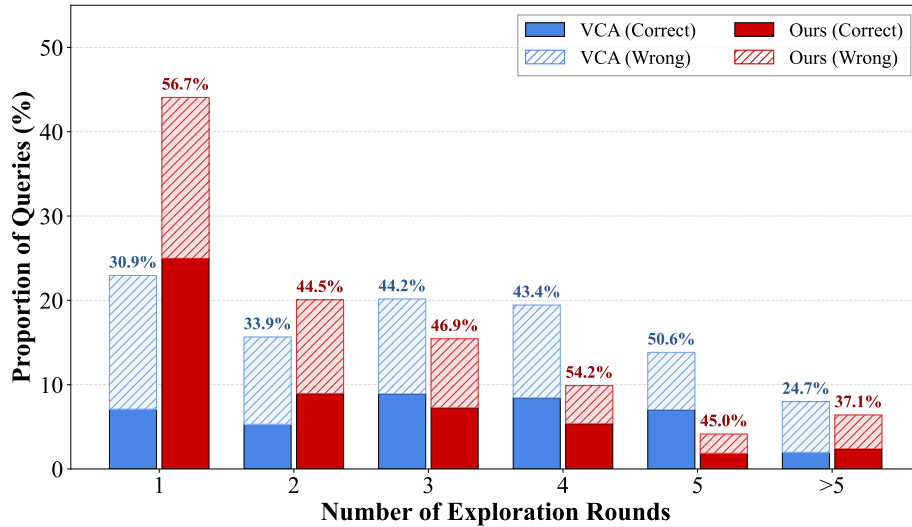


Figure 7. **Exploration-round statistics.** EEA resolves more questions in early rounds and maintains higher accuracy across all depths compared with VCA.

proportion, and the solid region shows accuracy.

(1) Early-round efficiency. EEA resolves a substantially higher fraction of questions in the first round (44.1% vs. 23.0%; 56.7% vs. 30.9% accuracy). This front-loaded distribution reflects the benefit of Semantic Guided Expansion (SGE), which directs sampling toward semantically relevant regions, whereas uniform sampling in VCA often misses key evidence.

(2) Semantic refinement in mid exploration rounds. In Rounds 2–4, VCA has a larger number of questions that require continued exploration, whereas EEA has already resolved many easy cases in the first round and thus handles a more challenging subset in this stage. Despite this, EEA still achieves higher accuracy than VCA. This advantage comes from Dynamic Query Management (DQM), which continuously refines the semantic scope based on newly

observed evidence, keeping the search aligned with relevant content.

(3) Robust deep exploration. For questions requiring more than five rounds, EEA maintains a clear accuracy margin (37.1% vs. 24.7%). Through Uncertainty-Aware Reward Fusion (UARF), the agent stabilizes segment evaluation when intrinsic rewards become unreliable, enabling effective reasoning in long-horizon cases.

Overall, EEA solves more questions at shallow depths and preserves stable performance in deeper rounds, demonstrating consistent advantages over VCA across the entire exploration process.

8.2. Robustness Across Video Durations.

Figure 8 shows that EEA consistently outperforms VCA across all duration ranges, with the advantage becoming

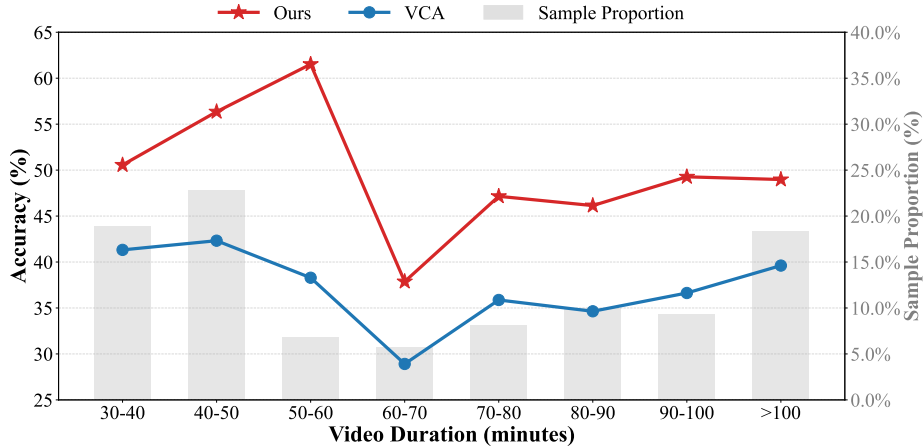


Figure 8. **Performance across video durations.** Accuracy of EEA and VCA on videos grouped by duration. EEA consistently outperforms VCA in all ranges, with the largest gains on ultra-long videos where information is sparse and uniform sampling struggles to capture key evidence.

most pronounced on ultra-long videos (over 100 minutes). This trend aligns well with the overall design of our method. In extremely long temporal windows, informative moments are typically sparse, and uniform sampling provides insufficient coverage of semantically dense regions, making methods relying on such strategies more likely to miss critical evidence.

Long videos present much broader temporal ranges and substantially lower density of informative cues. In this setting, SGE helps avoid searching uniformly across the entire duration by focusing on semantically promising regions, while DQM ensures that the search scope progressively adapts to newly revealed content. These mechanisms reduce unnecessary exploration that becomes especially costly as video length grows. When evidence becomes extremely sparse in ultra-long videos, intrinsic rewards often struggle to distinguish informative segments. UARF mitigates this issue by leveraging semantic priors to stabilize scoring. As a result, EEA maintains reliable localization performance even on multi-hour videos, whereas uniform-sampling methods exhibit significant degradation as duration increases.

9. Prompts Design

This section provides a detailed description of the prompt design used in the EEA framework. Tabs. 7 and 8 present the prompts for generating intrinsic rewards in the evaluation stage, while Tab. 9 shows the prompt used in the selection stage. Tab. 10 provides the prompt for the Query Discovery stage, and Tab. 11 presents the prompt for the Query Update stage.

In both the evaluation and selection stages, our prompt design is inspired by the approaches used in VideoTree [55]

and VCA [63]. Tab. 7 illustrates how the agent obtains intrinsic rewards during the first round of the evaluation stage, while Tab. 8 presents the procedure for subsequent rounds, where the key difference is that the agent additionally incorporates the historical relevance scores assigned to other segments. Furthermore, Tab. 9 shows how the model leverages the fused reward—obtained by combining intrinsic reward and query score—together with the visual evidence stored in the memory buffer to assess whether sufficient information has been gathered; if not, the agent continues exploration, and if so, it directly outputs the final answer.

In Tab. 10, the agent extracts concise and precise semantic queries from the user instructions, including the question and answer options, to obtain semantic anchors. In Tab. 11, the agent further derives new semantic queries from the newly sampled frames, ensuring that they do not duplicate any existing queries.

Table 7. Prompt for the reward model for the first round, with detailed placeholder descriptions.

User

/* Task Description */

You are acting as a reward model to guide the video question-answering process, with access to a `duration`-frame video (`duration` seconds in duration). You are provided with `frame_number` uniformly sampled frames from the video, at the following frame indices: `frame_block`, which divide the video into `segment_number` distinct segments.

/* Segment Information */

`segment_block`

/* Reward Instruction */

Your task is to evaluate the relevance of each segment in answering the question below, to assist in identifying the segment(s) that most effectively answer the question.

Question: `question`

Options: `options`

Treat the start and end frames of every sub-segment as cues for reconstructing what the segment might contain. Use these cues to judge how informative the segment is for answering the question and assign a score between 0% and 100%. Explain how the boundary frames shape your interpretation and why they lead you to the assigned relevance score. Please give the answer in the format: {"Segment #": {"explanation": str, "score": int}}

Placeholder Descriptions

- `frames_number`: The number of sampled frames.
 - `segment_number`: The number of segments generated by the sampled frames, which equals the number of sampled frames plus one.
 - `duration`: The total duration of the video in seconds. (e.g., "180").
 - `frame_block`: A comma-separated string of sampled frame indices or timestamps (e.g., "30, 60, 90, 120").
 - `segment_block`: A multi-line string defining the video segments. Each line follows Segment #: [start, end].(e.g., "Segment 0: [0s, 30s]\\Segment 1: [30s, 60s]\\...").
 - `question`: The specific question to be answered about the video content.
 - `options`: The options of the question to be answered about the video content.
-

Assistant

{"Segment 0": {"explanation": "...", "score": ...}, "Segment 1": {...}}

Table 8. Prompt for the reward model in subsequent rounds, with detailed placeholder descriptions.

User

/* Task Description */

You are acting as a reward model in a multi-round video question-answering process. You have access to a `duration`-frame video (`duration` seconds), along with results from a previous round of evaluation. In this round, one specific segment has been further divided to provide more detailed analysis. You are provided with `N` new sampled frames to assess these sub-segments in relation to the question, at the following frame indices: `frame_block`.

/* Goal Question and Options*/

Question:`question`

Options:`options`

/* Historical Segment Information */

In the last round, the video was divided into `candidate_count` segments, each evaluated for its relevance to the goal question. Here are the results from all previous rounds:

`historical_block`

/* Current Segment Information */

In this round, segment `parent_label` has been further explored with `frame_number` new uniformly sampled frames, dividing it into `segment_number` new sub-segments:

`segment_block`

/* Reward Instruction */

Your task is to evaluate these new sub-segments for relevance to the original goal question based on provided frames, while considering the context and results from previous rounds. Treat the start and end frames of every sub-segment as cues for reconstructing what the segment might contain. Use these cues to judge how informative the segment is for answering the question and assign a score between 0% and 100%. Explain how the boundary frames shape your interpretation and why they lead you to the assigned relevance score. Please respond in the format: {"Segment #": {"explanation": str, "score": int}}

Placeholder Descriptions

- `frame_number`: The number of sampled frames.
- `segment_number`: The number of segments generated by the sampled frames, which equals the number of sampled frames plus one..
- `duration`: Duration of the video in seconds (e.g., "180").
- `frame_block`: Comma-separated sampled frame timestamps or indices (e.g., "30, 45, 60, 75").
- `segment_block`: A multi-line string containing new sub-segments formatted as Segment #: [start, end].
- `historical_block`: A multi-line string containing prior segments, scores, and explanations from previous rounds.
- `parent_label`: The label of the parent segment, e.g., "1".
- `candidate_count`: Number of segments evaluated in the previous round.
- `question`: The question to be answered.
- `options`: The options of the question to be answered about the video content.

Assistant

```
{"Segment 0": {"explanation": "...", "score": ...}, "Segment 1": {...}, ...}
```

Table 9. Prompt for the agent in selection step, with detailed placeholder descriptions.

User

/* Task Description */

You are a helpful assistant with access to a video that is `duration` frames long (`duration` seconds).

You are tasked with exploring the video to gather the information needed to answer a specific question with complete confidence.

Question:`question`

Options:`question`

At each step, you may select one segment of the video to examine. Once you choose a segment, you will receive a set of representative frames sampled from that segment. Use each exploration step strategically to uncover key details, progressively refining your understanding of the video’s content. Continue exploring as needed until you have acquired all information necessary to answer the question.

In this round, you are provided with `memory_count` sampled frames stored in the memory module, with frame indices: `memory_indices`. In the history exploration process, the video has been divided into `candidate_total` distinct segments, each covering a specific interval. The interval and relevance score for each segment are detailed below.

/* Segment Information */

`candidate_block`

/* Exploration Instruction */

For each segment, we provide a fused score that adaptively combines two components to support your exploration: (1) an intrinsic reward, computed by an auxiliary video assistant based on the segment’s relevance to the question, and (2) a query score that reflects how many relevant clips are contained in the segment . Focus on the segments most likely to contain key information for confidently answering the question. Now, proceed with your exploration, selecting the segment you wish to explore. Please provide your choice in the following format: {Segment : int}.

Before drawing a conclusion, examine the relevant details as thoroughly as possible to gather sufficient information. Every action you take should aim to deepen your understanding of the video, especially the parts related to the question. You have ample time, so focus on providing the most accurate answer possible.

If you have enough information to answer the question, select the best answer from the options and directly provide the answer without giving any explanation.

Placeholder Descriptions

- `duration`: Duration of the video in seconds (e.g., “180.0”).
- `question`: The question that the agent must eventually answer.
- `options`: The options of the question .
- `memory_indices`: A comma-separated list of all frames stored in memory (e.g., “30, 45, 60”).
- `memory_count`: Number of stored frames.
- `candidate_total`: Number of segments created in previous exploration rounds.
- `candidate_block`: Multi-line description of each segment in the format
Segment #: span=[start,end], score=float, explanation=str.

Assistant

{ "Segment": int }

Table 10. **Prompt for discovering semantic queries from user instruction.**

User

/* Role */

Produce short text queries for a VideoCLIP-style retriever.

/* Input */

ONE multiple-choice question about a video (with options).

Question: `question`

Options: `options`

/* Goal */

Do *not* answer the question. Convert the question into 1–5 stand-alone semantic queries that can be fed directly into the text encoder to retrieve relevant clips.

/* Output Format */

- Return only a JSON array of strings, length 1–5, no extra text.

- Each query must contain 6–12 lowercase words, concise and concrete.

/* Writing Rules */

1) Prefer copying key phrases from the question/options; avoid adding specific names, places, colors, or timestamps that are not present in the input.

2) If the question includes a temporal anchor (e.g., “after the interview with xxx”), include that anchor verbatim.

3) Each query should be a compact description: [temporal anchor if any] + [target from options] + [simple action or neutral cue].

4) No duplicates. If fewer high-quality queries are possible, output fewer.

/* Example Format Only (not content) */

Reply strictly in JSON format as:

```
{"query1": "...", "query2": "...", ...}
```

with no additional text.

Placeholder Descriptions

- `question`: The multiple-choice question to be rewritten into simple retriever queries.
 - `options`: The answer options from which key phrases may be reused.
-

Assistant

```
[ "query1", "query2", ... ]
```

Table 11. Prompt for extracting new semantic queries from current frames.

User

You are a video-understanding assistant.

/* Input Information */

- Frames with timestamps: `time_of_frames`
- A multiple-choice question with options
Question: `question`
Options: `options`
- Historical semantic queries information (already known):
`history_queries`

/* Task */

From the **current frames only**, extract *new*, concrete semantic queries that can guide subsequent retrieval or exploration toward answering the question.

/* Strict Rules */

- 1) Output only short, concrete semantic queries (nouns or verb-noun phrases with less than 10 words). No full sentences.
- 2) Each query must be directly grounded in the provided frames and must *not* appear in the historical information.
- 3) Avoid generic words (“scene”, “shot”, “clip”) and avoid speculation (no unseen colors, names, or places).
- 4) Provide 2–5 items. If no new cues exist, return an empty dict {}.
- 5) Prefer salient, discriminative tokens that are easy to search (objects, OCR snippets, logos, tools, distinctive props, on-screen text, gestures, sound-indicated events).

/* Output Format */

Reply strictly in JSON as:

```
{"query1": "...", "query2": "...", ...}
```

with **no** extra text.

/* Negative Example (do NOT do this) */

- [“Frame 6 shows the villain in a shattered mirror environment with broken glass pieces around”]

Placeholder Descriptions

- `time_of_frames`: A list of frame timestamps (e.g., “0s, 1s, 2s, 3s”).
- `history_info`: Historical semantic queries extracted from previous rounds. The new output must **not** contain any repetition.

Assistant

```
{"query1": "...", "query2": "...", ...}
```