

Difference Decomposition Networks for Infrared Small Target Detection

Chen Hu, *Graduate Student Member, IEEE*, Mingyu Zhou, Shuai Yuan, Hongbo Hu, Zhenming Peng, *Senior Member, IEEE*, Tian Pu*, and Xiying Li*, *Member, IEEE*

Abstract—Weak target signal responses is the one of the key challenges in infrared small target detection (IRSTD), causing targets to be entirely overwhelmed in background clutter and resulting in missed detections. Although conventional difference-based methods enhance target saliency to overcome the challenge, their reliance on fixed weights limits robust performance across diverse background and target patterns. To address this limitation, the Basis Decomposition Module (BDM) is proposed to adaptively extract correlation information between target responses and background patterns, thereby enabling robust target representations under varying conditions. Building on BDMs, several Difference Decomposition Modules (DDMs) are developed forIRSTD. These modules treat the normalized difference results as basis features and combine them with projection coefficients onto the input feature, thereby strengthening robust target representations. By integrating DDMs into U-shaped architectures, we develop two networks: the Spatial Difference Network (SD²Net) and the Spatiotemporal Difference Network (STD²Net) for single-frameIRSTD and multi-frameIRSTD, respectively. With DDMs, they demonstrate performance competitive with most established networks on the single-frame and multi-frameIRSTD tasks. Our codes will be made public at: https://github.com/greekinRoma/IRSTD_HC_Platform.

Index Terms—Infrared small target detection (IRSTD), basis decomposition, basis decomposition module (BDM), difference decomposition module (DDM).

I. INTRODUCTION

UNLIKE visible light imaging, infrared sensing maintains reliable performance in adverse weather conditions, offering high detection reliability, concealment, and mobility. As one of the primary applications of infrared sensing, Infrared Search and Track (IRST) has demonstrated strong robustness under varying circumstances and serves as the foundation for several applications [1]–[5]. Infrared small target detection (IRSTD) is a crucial task in IRST systems, garnering growing research interest. Nevertheless, the dim targets and complex backgrounds render IRSTD significantly more difficult than

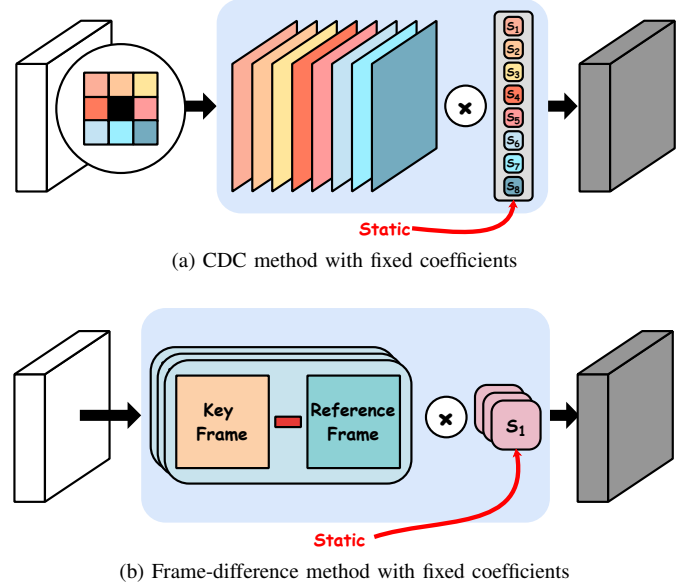


Fig. 1: The standard CDC and frame-difference operations, both employing predetermined static coefficients to combine difference results. (a) We employ difference kernels to obtain difference features across various directions and combine them with static weights. (b) We extract motion features by subtracting the key frame from the reference frames and fuse them with static coefficients.

many other detection tasks [6]. Therefore, IRSTD is a fundamental and challenging computer vision task, and merits further investigation [7]–[10].

In the past years, numerous model-based approaches have been proposed for single-frameIRSTD (SIRSTD) [11]–[14]. Thanks to advances in deep learning, data-driven methods have become dominant in IRSTD, outperforming model-driven approaches [15]–[18]. However, spatial-based methods perform poorly when targets exhibit substantial visual similarity to their surroundings. In such circumstances, the primary difference between targets and false alarms is their motion. Thus, it is essential to introduce the motion information in complex backgrounds.

There are some general video object detection (GVOD) methods classifying targets from their false alarms [19]–[23]. The infrared small targets are usually dim and move slowly in infrared streams [24]–[26], but the GVOD methods could not highlight the motion information of such targets. Therefore, GVOD approaches are not suitable for IRSTD, motivating

Manuscript received XXX XXX, XXX; revised XXX XXX, XXX.

(Corresponding authors: Xiying Li; Tian Pu.)

Chen Hu and Xiying Li are with the School of Intelligent Systems Engineering, the Sun Yat-sen University, Shenzhen, China (e-mail: zz8843157@gmail.com; stslxy@mail.sysu.edu.cn)

Mingyu Zhou, Hongbo Hu, Zhenming Peng, and Tian Pu are with the School of Information and Communication Engineering and the Laboratory of Imaging Detection and Intelligent Perception, University of Electronic Science and Technology of China, Chengdu 610054, China (e-mail: 202421011422@std.uestc.edu.cn, 202111012015@std.uestc.edu.cn, zm-peng@uestc.edu.cn, putian@uestc.edu.cn).

Shuai Yuan is with the School of Instrument Science and Opto-Electronics Engineering, Hefei University of Technology, Hefei, China. (shuaiyuan@hfut.edu.cn)

the exploration of new algorithms designed for infrared small targets. Currently, the standard technique for obtaining motion information for infrared small targets relies on the difference between key frames and reference frames [27].

In recent years, difference-based methods, such as central difference convolutions (CDCs) [28] and difference-frame methods [29], have gained an increasing attention. In these modules, detailed information is highlighted using high-pass kernels in either spatial or temporal dimensions [30]. However, both CDC-based approaches and other difference-based methods face a fundamental limitation in static coefficients, as illustrated in Figure 1.

From the perspective of basis decomposition, an input feature vector can be represented as a linear combination of a set of basis vectors, or basis features, with their corresponding coefficients. These coefficients are computed by projecting the basis features onto the input, thereby encoding the correlation between each basis feature and the input itself. We can exploit these coefficients to reconstruct the input, when the basis features are enough. If certain basis features are not enough, the input may lose the information those missed features represent, and highlight the retained ones.

Building on this idea, we design a unified and lightweight module for IRSTD, referred to as the Basis Decomposition Module (BDM). BDM selects specific features as basis features based on the given task, performs basis decomposition on the input using these features to obtain projection coefficients, and generates a feature as a combination of the weights and features. In this way, we could utilize different features as basis features for varied tasks.

For IRSTD, we modify the BDM and develop the Difference Decomposition Modules (DDMs) by utilizing the normalized difference results as our basis features. The output of each DDM is a combination of difference features, and thus strengthen the dim targets. Additionally, this design has two key properties that could enhance the robustness of our module:

- (1) The **normalization and difference process** removes absolute intensity information, ensuring that the features only retain relative information. **In this way, the module focuses on relative changes, unaffected by variations in the overall intensity of the input.**
- (2) The weights are **dynamic** and adjust based on the input. For example, when the input rotates in the spatial domain, the weights change accordingly. This design is particularly effective in space-based scenarios, such as satellite imagery, where perspective rotations are common. **Therefore, this design makes it more flexible when dealing with spatial and temporal variations.**

We introduce DDMs to a network and propose the Spatial Difference Network (SD²Net) and the Spatiotemporal Difference Network (STD²Net) for SIRSTD and MIRSTD, achieving a robust performance in their corresponding tasks using a limited number of parameters. To sum up, the contributions of this work are summarized as follows:

- 1) We introduce the BDM to enhance task-relevant features and suppress irrelevant information through basis decomposition, and thereby propose the DDMs for IRSTD.

- 2) We develop the SD²Net for SIRSTD to enhance high-frequency target features and suppress low-frequency clutter with a minimal number of parameters.
- 3) We further build the STD²Net, which is based on the SD²Net and effectively highlights moving targets while suppressing the static clutter for MIRSTD.

II. RELATED WORK

A. Single-frame Infrared Small Target Detection

Existing SIRSTD methods can be categorized into two methodological paradigms: model-driven methods and data-driven methods.

Model-driven methods leverage domain-specific priors and bifurcate into three branches. Filter-based methods [31] enhance target features and suppress clutter with filters. Although these techniques perform well in simple scenes, they are susceptible to variations in window size and can easily fail when clutter exhibits similar textures or brightness. Human visual system-based methods [32], [33] are based on visual characteristics of the visual system. However, these methods rely on handcrafted contrast metrics and struggle to generalize across diverse imaging conditions. Optimization-based methods [34], [35] formulate IRSTD as an optimization problem to detect the targets by separating them from the background. Despite their interpretability, these models typically require iterative solvers, resulting in significant computation and limited scalability. Although these methods are computationally efficient and interpretable, their performance is often sensitive to parameter selection and unstable in complex, cluttered scenes.

Data-driven methods have addressed these issues of SIRSTD by learning discriminative features from large datasets. Dai et al. have successively proposed the Asymmetric Contextual Modulation (ACM) [36] and Attentional Local Contrast Network (ALCNet) [37] for IRSTD. Dense Nested Attention Network (DNANet) [38] supports adaptive interactions between feature layers to prevent the loss of targets. Furthermore, UIUNet [39] employs a simple and effective “U-Net in U-Net” framework to enhance both global and local contrast information. Receptive-field and Direction-induced Attention Network (RDIAN) [40] utilizes the characteristics of targets to solve the imbalance between targets and background. Infrared Small-target Detection U-Net (ISTDU-Net) [41] introduces a fully connected layer in the skip connection to suppress the backgrounds with similar structures from the global receptive field. The Attention-guided Pyramid Context Network (AGPCNet) [42] employs an attention-guided context block, providing the model with a perspective on both inner and global patches. The Spatial-Channel Cross Transformer Network (SCTransNet) [43] utilizes the Transformer to extract practical global information.

Most existing methods focus primarily on performance, often overlooking the trade-off between accuracy and computational cost. In this work, we propose a lightweight architecture and backbone with low computational complexity, aiming to mitigate the rapidly growing compute budget required in recent years.

B. Multi-frame Infrared Small Target Detection

Multi-frame frameworks can be categorized by their strategies for extracting temporal information.

Pre-extraction frameworks extract motion features before a SIRSTD network. Energy Accumulation (IFEA) [44] and Spatiotemporal Differential Multiscale Attention Network (STDMA Net) [29] enhance the energy of targets by computing the difference between the current frame and reference frames before input into networks.

Spatiotemporal feature simultaneous extraction frameworks obtain the temporal and spatial information using modules in a single network. Sliced Spatiotemporal Network (SSTNet) [45] utilizes the ConvLSTM node to extract the motion information of the small infrared targets. The Lightweight Asymmetric Spatial Feature Network (LASNet) [46] utilizes motion feature extraction and motion-affinity fusion for extracting temporal information. The Triple-domain Strategy (Tridos) [24] employs frequency-aware enhancement to enhance the detection of dim infrared targets. The Local Motion Aware Transformer (LMAFormer) [47] utilizes local motion-aware attention to enhance the weak target motion information in MIRSTD. These end-to-end architectures can effectively integrate spatial and temporal cues; however, they typically require heavy computation and high memory usage, which limits their deployment in real-time infrared tracking systems. Furthermore, their focus on global aggregation often overlooks feature disentanglement, making it challenging to separate small targets from cluttered backgrounds.

Result-based extraction frameworks extract temporal information based on the results of single-frame neural networks. Direction-code Temporal U-shape Module (DTUM) [27] designs a new algorithm to extract the motion features from the results of SIRSTD networks. These approaches emphasize explicit motion cues and are straightforward to implement. Still, their reliance on handcrafted frame-difference operators makes them sensitive to background dynamics and sensor noise, often resulting in unstable motion estimation. The Recurrent Feature Refinement (RFR) framework [48] effectively captures long-term temporal dependencies based on the outputs of SIRSTD networks.

Many methods use different spatial and temporal modules, even though they share the same target. Different modules can focus on varied aspects, so one module might rely on background patterns while others depend on target structure, making such fusion unreliable. Different from the above works, we utilize the modules based on the same structures for spatial and temporal features, keeping the target representation consistent.

C. Difference-based Methods

In recent years, there have been increasingly difference-based methods in various methods [49] to strengthen the detailed information in spatial and temporal domains.

In the spatial domain, researchers often use 2D convolution to extract spatial information. However, standard convolution is not sufficiently effective in obtaining the detailed information crucial for IRSTD. Therefore, there are some methods

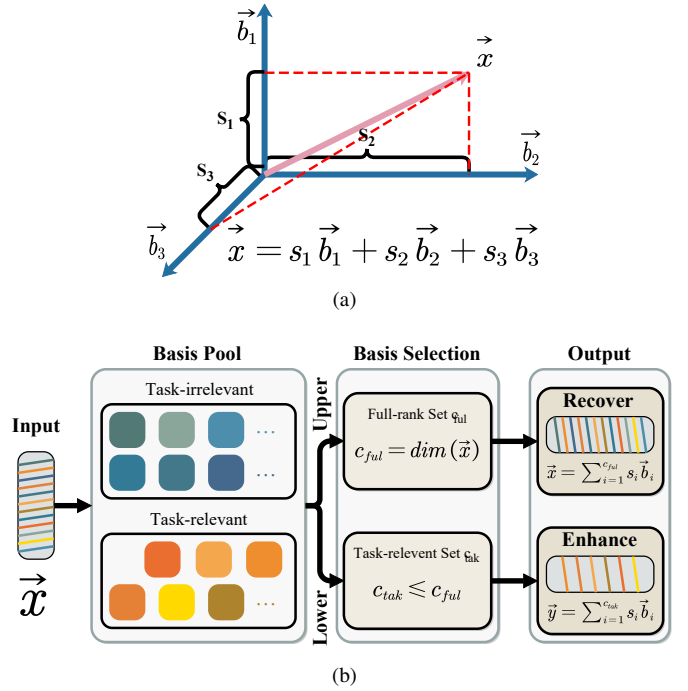


Fig. 2: (a) The procedure of basis decomposition, where \vec{b}_1 , \vec{b}_2 , and \vec{b}_3 are the basis vectors. In our study, we regard the results obtained by difference kernels or frame-difference methods as our basis vectors. (b) The illustration of the proposed module for signal recovery and task-relevant feature enhancement. **First**, we collect both task-relevant and task-irrelevant basis features into a basis pool according to the specific tasks. **Then**, the input is processed in two parallel branches for recovery and enhancement. **The upper branch** indicates the recovery process, where the input is reconstructed through basis decomposition. **The lower branch** outlines the enhancement procedure, which selects the task-relevant basis features to reconstruct the input.

based on the classical descriptors, like Local Binary Pattern (LBP) [50] and Gabor filters [51], to strengthen details [52], [53]. Building on this, central difference convolutions (CDCs) are proposed [54]. Chen et al. [55] parallel the vanilla convolutions and difference convolutions to obtain various features. Kim et al. [56] propose the Deformable Kernel Network, with adaptive neighbors and their corresponding weights.

In the temporal domain, some works choose to use the difference results between frames to obtain motion information [29]. Besides, Geng et al. [57] propose the 3D central difference separable convolution and introduce the motion details into the difference convolution.

Prior studies excel at enhancing fine details and capturing motion. However, they are often not robust: with fixed weights, even simple input transformations can change the module response and hurt performance. We address this by using dynamic weights that adapt to each input, improving robustness.

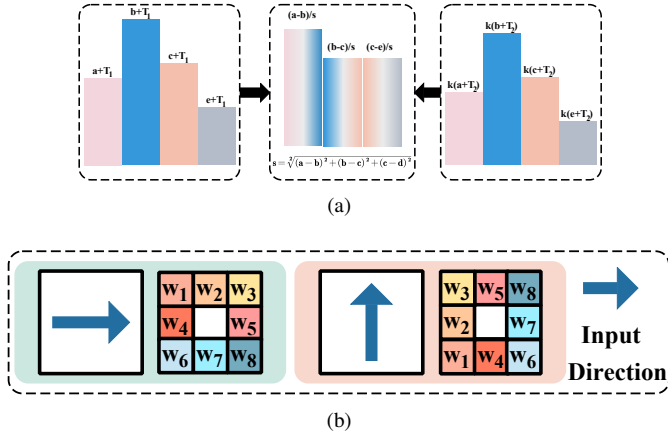


Fig. 3: Robustness of our methods. (a) Invariant to global affine changes ($y = Kx + T$), where x and y are the input and output feature values, respectively. (b) Illustration of rotation invariance. Rotation does not change the matching weights for each feature.

III. METHODOLOGY

A. Preliminaries

1) *The procedure of basis decomposition:* A vector $\vec{x} \in \mathbb{R}^{c_{\text{ful}}}$ can always be expressed as a linear combination of c_{ful} orthonormal basis features.

As shown in the upper part of Figure 2b, a vector $\vec{x} \in \mathbb{R}^{c_{\text{ful}}}$ can be recovered by c_{ful} orthonormal vectors:

$$c_{\text{ful}} = \dim(\vec{x}), \quad (1)$$

$$s_i = \vec{b}_i^\top \vec{x}, \quad (2)$$

$$\vec{x} = \sum_{i=1}^{c_{\text{ful}}} s_i \vec{b}_i, \quad (3)$$

where s_i denotes the coefficient of \vec{x} projected onto the basis vector \vec{b}_i . \top is the transposition operation, and c_{ful} is the dimension of the input vector. Additionally, \dim denotes the dimensionality of the vector \vec{x} .

Furthermore, the result can be constructed solely from the selected basis elements and the irrelevant basis features are removed, thereby enhancing the task-relevant features, as illustrated in the lower portion of Figure 2b. In this way, we can strengthen the important features by reducing interference from non-essential information.

Therefore, for a given task, it is not necessary to retain all basis features, and we could select the task-relevant basis vectors to obtain \vec{x} and approximate the input vector \vec{x} :

$$\vec{y} = \sum_{i=1}^{c_{\text{tas}}} s_i \vec{b}_i \quad \text{where} \quad s_i = \vec{b}_i^\top \vec{x}, \quad (4)$$

where c_{tas} is the number of the task-relevant basis features.

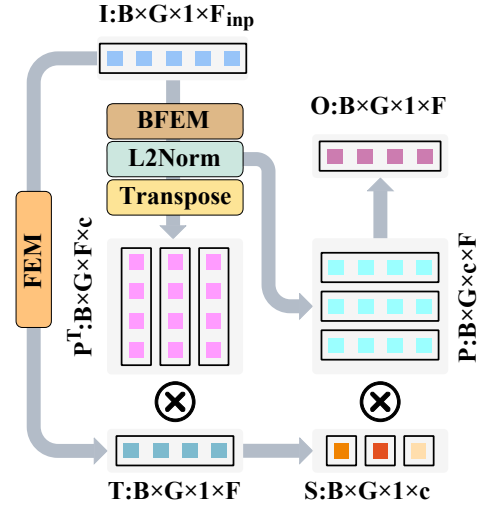


Fig. 4: Overview of the BDM.

2) *Relaxing Constraints:* Basis vectors must be both normalized and orthogonal. As shown in Table I, our method does not require the basis features to be strictly orthogonal, because forcing $\{\vec{b}_k\}$ to be orthogonal would require an additional decorrelation step, which would mix these simple local difference patterns into more global filters and destroy their physical interpretation. By contrast, normalization plays essential roles, which removes the scale ambiguity between a basis vector and its coefficient, prevents basis features with larger norms from dominating the decomposition, and improves robustness. **Thus, the orthogonality constraints are relaxed, while the normalization requirement is retained.**

3) *Difference Decomposition:* When it comes to IRSTD, where detection relies more on local contrast than on absolute intensity, it is natural to construct features from difference information. Consequently, we treat the difference features, obtained by difference kernels or frame difference methods, as basis feature vectors and combine them to form \vec{y} and approximate \vec{x} . Ultimately, \vec{y} , the fusion of difference features, enhances the high-frequency components that contain information about infrared small targets. In our module, the decomposition coefficients are not learned as fixed parameters. Instead, they are computed dynamically from the current input. Thus, the coefficients adapt to each sample and each location, rather than being shared globally across all inputs. Difference decomposition has two main properties:

1. We begin by performing difference extraction and normalization to obtain the basis vectors from the relative differences, as illustrated in Figure 3a. This approach to difference decomposition mitigates the impact of overall intensity changes in features, as each basis is defined based on differences rather than absolute values.
2. The output is formed by combining the basis features with their corresponding coefficients, where the coefficients are computed from the input features and the basis feature group. Consequently, if both the input features and the basis feature group remain unchanged, the output of our module will also remain unchanged. For example, under spatial difference decomposition, even when the input

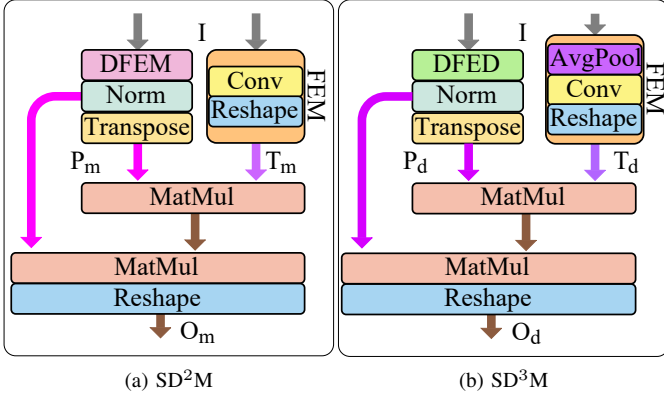


Fig. 5: Detailed structure of the SD^2M and SD^3M used in Figures 7 and 9 respectively, are constructed based on the BDM. SD^2M is utilized for the feature extraction without

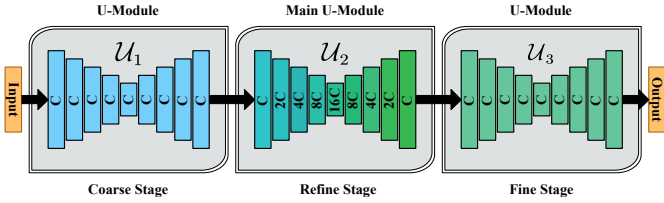


Fig. 6: Our backbone adopts a **three-stage** U-Module structure, where each U-Module is an encoder-decoder architecture. The first U-Module extracts coarse information, the second U-Module performs as the main feature-extraction stage to obtain the refined information, and the third U-Module conducts fine-grained enhancement.

undergoes a rotation when the basis features remain fixed, the output retains the origin result, as shown in Figure 3b. Therefore, due to the difference decomposition method, it offers more robust and effective performance compared to conventional techniques, such as CDCs and frame-difference methods.

B. Basis Decomposition Module

1) *Overall Procedure*: We propose the BDM based on the above discussion, as shown in Figure 4.

Firstly, we employ the Feature Extraction Module (FEM) and Basis Feature Extraction Module (BFEM) to obtain the original feature $T \in \mathbb{R}^{B \times G \times 1 \times F}$ and the basis features $P_i \in \mathbb{R}^{B \times G \times 1 \times F}$ from $I \in \mathbb{R}^{B \times G \times 1 \times F_{inp}}$:

$$T = \text{FEM}(I), \quad (5)$$

$$P_1, \dots, P_c = \text{L2Norm}(\text{BFEM}(I)), \quad (6)$$

where B is the batch size, F is the feature dimension, and F_{inp} is the input feature dimension. G represents the number of feature groups, as we can regard several features across channels as one group. L2Norm refers to L2 normalization to ensure each basis feature has the same influence on \vec{y} .

Then, We concatenate the $\{P_i\}$ to obtain $P \in \mathbb{R}^{B \times G \times c \times F}$:

$$P = [P_1; \dots; P_c], \quad (7)$$

where c refers to the number of input channels, while $[\cdot; \cdot]$ is the concatenation operator applied along the certain dimension.

After that, we utilize the T and P to obtain the tensor $S \in \mathbb{R}^{B \times G \times 1 \times c}$ from concatenating decomposition coefficients $S_i \in \mathbb{R}^{B \times G \times 1 \times 1}$ for different basis features P_i :

$$S = T \cdot P^T = [T \cdot P_1^T, \dots, T \cdot P_c^T] = [S_1, \dots, S_c], \quad (8)$$

where $[\cdot]$ concatenates elements along the last dimension.

Finally, the weight S_i is assigned to each basis feature P_i :

$$O = S \cdot P = (T \cdot P^T) \cdot P = \sum_{i=1}^c (T \cdot P_i^T) \cdot P_i. \quad (9)$$

In short, FEM extracts features containing both salient and redundant information, and BDM approximates the FEM results by linearly combining the basis features from BFEM. This approximation suffers from information loss. Therefore, we must retain the essential information and disregard the redundant information. As the definition of essential information is task-dependent, BFEM requires corresponding adjustments for specific tasks.

In processing two-dimensional feature maps, spatial dimensions (height H and width W) are flattened into tokens. For an input $I \in \mathbb{R}^{B \times C \times H \times W}$, this yields basis features of size $B \times C \times c \times (HW)$, where HW and C map to dimensions F and G .

2) *Difference Decomposition Module*: The primary difference between the proposed DDMs and the original module lies in the use of the BFEM. This module dynamically derives difference features across spatial and temporal dimensions using a variety of techniques, including central difference convolutions and the difference between two frames.

C. Spatial Difference Decomposition Network

As illustrated in Figures 5a and 5b, we adjust the BDM for IRSTD and introduce two DDMs, named Spatial Difference Decomposition Module (SD^2M) and Spatial Difference Decomposition Downsampling Module (SD^3M), to enhance the targets and suppress clutter. In addition, we add those modules to our backbone, as shown in Figure 6, and propose the SD^2Net , as illustrated in 7.

SD^2M serves as a difference information extractor that maintains resolution. SD^3M acts as a detail-preserving downsampling module, embedded into a multi-branch module.

1) *Backbone*: As illustrated in Figure 6, we design an architecture composed of three U-Modules. Given an input I , the first U-Module produces a coarse representation $f_1 = \mathcal{U}_1(I)$. The second U-Module extract features further and works as the main feature extraction layer: $f_2 = \mathcal{U}_2(f_1)$. The third U-Module works for final result enhancement: $O = \mathcal{U}_3(f_2)$. The overall mapping is

$$O = \mathcal{U}_3(\mathcal{U}_2(\mathcal{U}_1(I))). \quad (10)$$

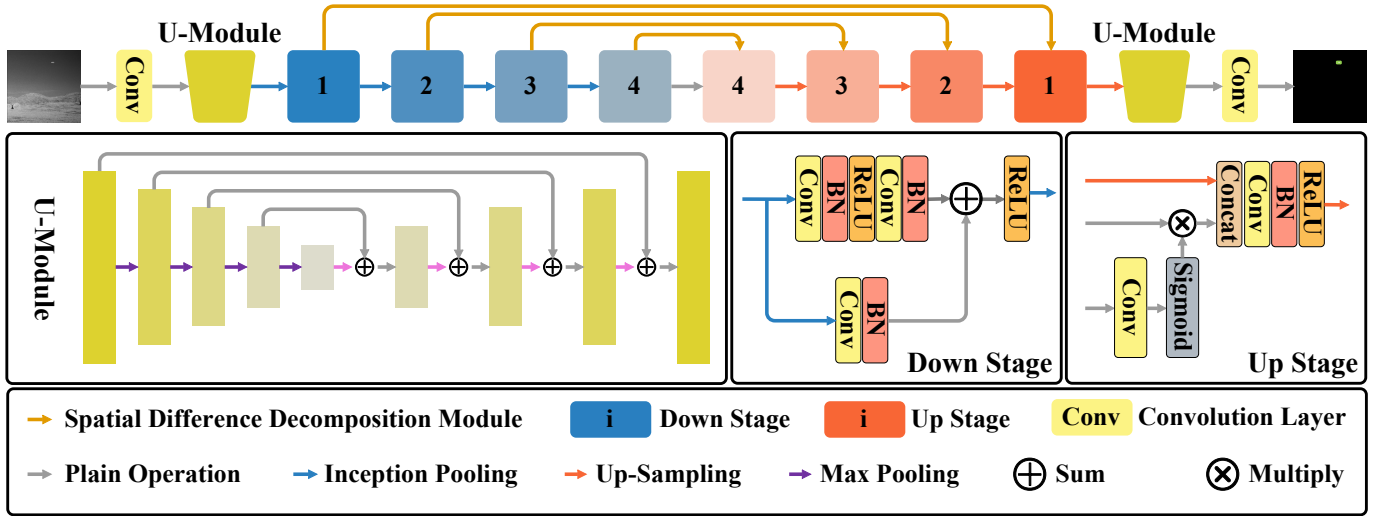


Fig. 7: The overall architecture of SD²Net, which incorporates the SD²M and SD³M modules.

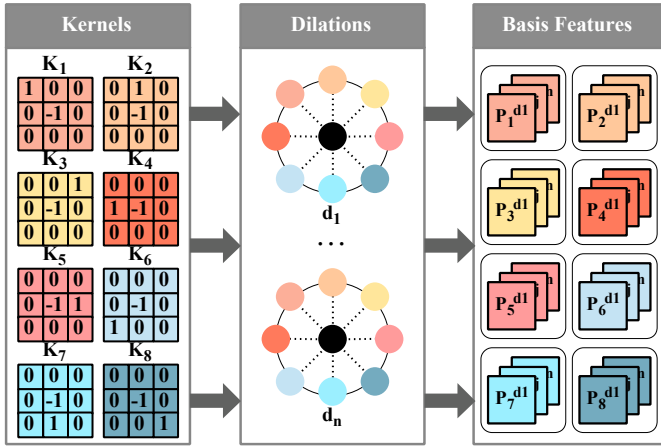


Fig. 8: Architecture of the DFEM, which employs eight difference convolution kernels with n dilation rates to extract multi-scale basis features.

2) *Spatial Difference Decomposition Module*: As depicted in Figure 5a, we employ a 1×1 convolution layer followed by a reshape operation (Reshape) as FEM to extract the original feature $T_m \in \mathbb{R}^{B \times C \times 1 \times (HW)}$:

$$T_m = \text{Reshape}(\text{Conv}_{1 \times 1}(I)), \quad (11)$$

where H , W , and C denote the height, width, and channel dimension. The Difference Feature Extraction Module (DFEM) utilizes difference kernels to extract high-frequency basis features $P_i^{d_j} \in \mathbb{R}^{B \times C \times 1 \times (HW)}$ (where i and j index the kernel type and dilation rate, respectively). These features are then used to form the tensor $P_m \in \mathbb{R}^{B \times C \times (8n) \times (HW)}$:

$$P_m = \text{L2Norm}(\text{DFEM}(I)), \quad (12)$$

$$\text{DFEM}(I) = [P_1^{d_1}; \dots; P_1^{d_n}; \dots; P_8^{d_n}], \quad (13)$$

$$P_i^{d_j} = \text{Reshape}(\text{Conv}_{K_i}^{d_j}(I)), \quad (14)$$

where $\text{Conv}_{K_i}^{d_j}$ is the difference convolution with kernels K_i ($i \in \{1, \dots, 8\}$), as shown in Figure 8, and dilation rates d_j

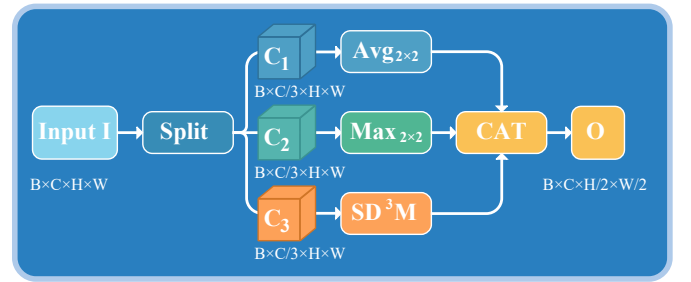


Fig. 9: The architecture of Inception Pooling.

($j \in \{1, \dots, n\}$) to extract the high-frequency features as our basis features.

We utilize P_m and T_m to obtain $O_m \in \mathbb{R}^{B \times C \times H \times W}$ according to Equation 9:

$$O_m = \text{Reshape}((T_m \cdot P_m^\top) \cdot P_m), \quad (15)$$

where O_m is a combination of difference features. In the process, the background information is suppressed by overlooking the low-frequency basis features.

3) *Inception Pooling*: While SD³M could keep detailed information, the downsampling process itself requires broader contextual information beyond these details. Therefore, we utilize multiple branches to maintain various information.

To maintain feature diversity at various levels, Inception Pooling splits the feature channels into groups and applies distinct operations to each group, as shown in Figure 9.

First, we split the input I along the channel dimension into three equal-sized tensors $C_t \in \mathbb{R}^{B \times (C/3) \times H \times W}$.

$$C_1, C_2, C_3 = \text{Split}(I), \quad (16)$$

After that, we use MaxPooling $\text{Max}_{2 \times 2}$, AvgPooling $\text{Avg}_{2 \times 2}$, and SD³M to downsample the input and concatenate the results in channel dimension by concatenation (CAT).

$$O = \text{CAT}(\text{Max}_{2 \times 2}(C_1), \text{Avg}_{2 \times 2}(C_2), \text{SD}^3\text{M}(C_3)), \quad (17)$$

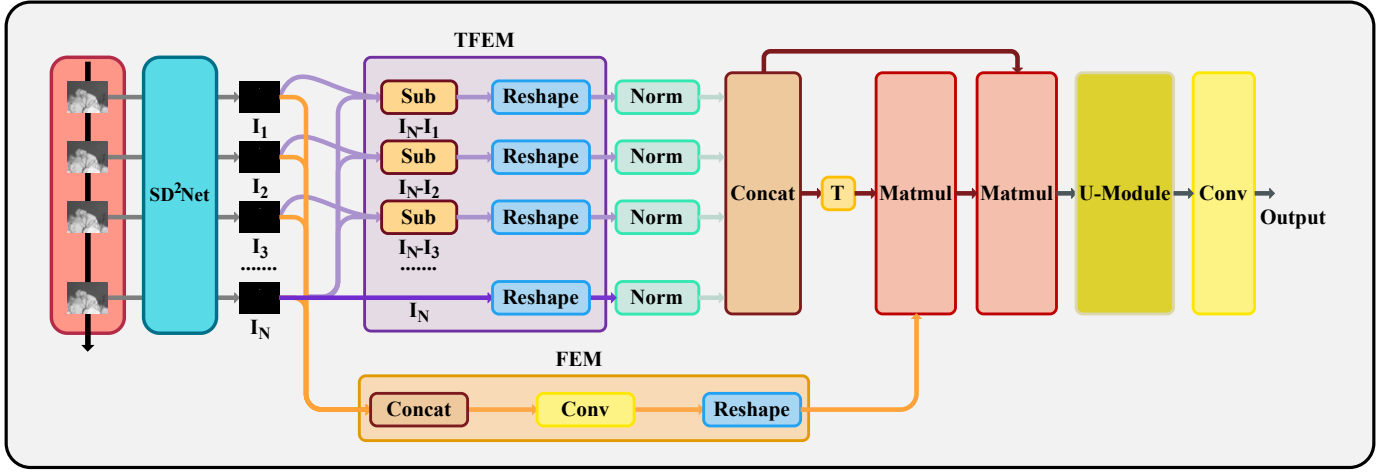


Fig. 10: The structure of STD²Net comprises two main components: the TFEM is employed to extract difference basis features in the temporal domain. At the same time, the FEM is utilized to fuse the reference frames with the key frame to obtain the features with temporal information.

4) *Spatial Difference Decomposition Downsampling Module.*: As illustrated in Figure 5b, the SD³M shares the similar architecture with SD²M, differing in the original feature $T_d \in \mathbb{R}^{B \times C \times 1 \times (HW/4)}$ and the basis features $P_d \in \mathbb{R}^{B \times C \times 4 \times (HW/4)}$, which is computed as follows:

$$T_d = \text{Reshape}(\text{Conv}_{1 \times 1}(\text{Avg}_{2 \times 2}(I))), \quad (18)$$

$$P_d = \text{L2Norm}(\text{DFED}(I)), \quad (19)$$

where DFED denotes the Difference Feature Extraction Downsampling, formulated as follows:

$$\text{DFED}(I) = [P_{max}; P_{D_1}; P_{D_2}; P_{D_3}], \quad (20)$$

$$P_{max} = \text{Reshape}(\text{Max}_{2 \times 2}(I)), \quad (21)$$

$$P_{D_k} = \text{Reshape}(\text{Conv}_{D_k}^1(I)), \quad (22)$$

where $\text{Conv}_{D_k}^1$ denotes a convolution with stride 2, dilation ratio of 1, and the kernel D_k , which is defined as: $D_1 = [1, 1; -1, -1]$, $D_2 = [1, -1; 1, -1]$, $D_3 = [1, -1; -1, 1]$.

At last, we obtain the output of $O_d \in \mathbb{R}^{B \times C \times H/2 \times W/2}$:

$$O_d = \text{Reshape}((T_d \cdot P_d^\top) \cdot P_d). \quad (23)$$

where O_d is a linear sum of high-frequency difference features and MaxPooling results from I .

D. Spatiotemporal Difference Decomposition Network

Since background clutter exhibits random motion patterns, while targets move consistently. Therefore, we introduce TD²M to motion information and propose STD²Net, as shown in Figure 10. The basis features extracted by Temporal Difference Decomposition Module (TD²M) consist of both the differences in SD²Net's results between the current frame and the reference frames, and the current frame's SD²Net output. The former captures motion information, while the latter provides current state information.

At first, we extract the input features $I_k \in \mathbb{R}^{B \times C \times H \times W}$ ($k = 1, \dots, N$) for each of the N consecutive frames using SD²Net,

and concatenate them in channel dimension to obtain $I \in \mathbb{R}^{B \times (NC) \times H \times W}$:

$$I = \text{CAT}(I_1, \dots, I_N), \quad (24)$$

where the last frame is the current frame and the preceding $N-1$ frames are reference frames.

Then, we utilize the TD²M to extract the relationships across these consecutive frames. We obtain original features $T_t \in \mathbb{R}^{B \times C \times 1 \times (HW)}$:

$$T_t = \text{Reshape}(\text{Conv}_{1 \times 1}(I)). \quad (25)$$

After that, we employ the Temporal Feature Extraction Module (TFEM) and the normalization layer to obtain the basis features $P_t \in \mathbb{R}^{B \times C \times N \times (HW)}$:

$$P_t = \text{L2Norm}(\text{TFEM}(I)), \quad (26)$$

$$\text{TFEM}(I) = [P_{D_1}; \dots; P_{D_{N-1}}; P_C], \quad (27)$$

$$P_{D_i} = \text{Reshape}(I_N - I_i), \quad (28)$$

$$P_C = \text{Reshape}(I_N), \quad (29)$$

where P_{D_i} denotes the difference between the current frame I_N and the reference frame I_i . P_C is the state of the current frame.

Later, we approximate T_t with a combination of P_t and obtain the result $O_t \in \mathbb{R}^{B \times C \times H \times W}$:

$$O_t = \text{Reshape}((T_t \cdot P_t^\top) \cdot P_t). \quad (30)$$

At last, we use a U-Module in Figure 7 to further extract information and a convolution layer to adjust the output channel dimension.

Although the dot-product form resembles attention, BDM differs fundamentally: it performs linear basis reconstruction rather than parametric attention weighting. The coefficients arise from geometric alignment between features and fixed bases, ensuring interpretability and low computational cost.




Fig. 11: Visual results from varied data-driven methods. Green, red, and yellow boxes indicate detected targets, missed targets, and false alarms.

E. Loss Function

We employ the soft Intersection over Union (IoU) loss for training our model, which is defined as:

$$\mathcal{L} = 1 - \frac{\sum_{i,j} p_{i,j} \cdot g_{i,j}}{\sum_{i,j} p_{i,j} + \sum_{i,j} g_{i,j} - \sum_{i,j} p_{i,j} \cdot g_{i,j}} \quad (31)$$

where $g_{i,j} \in [0, 1]$ and $p_{i,j} \in [0, 1]$ represent the ground truth and predicted probability after Sigmoid at (i, j) .

IV. EXPERIMENTS

We present the experiment details, validate modules via ablation studies, and demonstrate the performance of BDM's adaptations through comparisons between SIRSTD and MIRSTD.

A. Experimental Details

1) *Experiment Dataset*: For the task of the SIRSTD, we employ two widely recognized public benchmarks: NUDT-SIRST [38] and IRSTD-1K [58]. To evaluate performance on the more complex task of MIRSTD, we benchmark our network against existing SOTA methods using the comprehensive NUDT-MIRSTD dataset [27]. To ensure a fair and consistent evaluation across all experiments, we divide each dataset into two parts: 80% of the images are randomly selected to constitute the training set, while the remaining 20% are reserved as the test set for the final performance assessment. **All comparative methods were evaluated on the same dataset to ensure a fair comparison.**

TABLE I: Impact of orthogonality and normalization.

Normalization	Orthogonality	NUDT-SIRST		FPS ↑ frames/s
		mIoU(%)↑	AUC(%)↑	
✓	✓	94.14	98.37	16.94
-	-	92.70	97.85	224.32
✓	-	95.13	98.96	217.06

TABLE II: Impact of SD²Net's dilation configs on NUDT-SIRST dataset. We bold the best results and underline the second best.

Methods	NUDT-SIRST		Dilation↓ (M)	FPS ↑ frames/s
	mIoU(%)↑	AUC(%)↑		
[1]	94.33	97.34	0.23	230.04
[1,2]	<u>94.65</u>	<u>98.74</u>	<u>0.27</u>	<u>218.27</u>
[1,3]	95.13	98.96	0.27	217.06
[1,2,3,4]	94.23	97.58	0.37	201.00

TABLE III: Impact of SD²Net's channel configs on NUDT-SIRST dataset. We bold the best results and underline the second best.

Channels	NUDT-SIRST		Channels↓ (M)	FPS ↑ frames/s
	mIoU(%)↑	AUC(%)↑		
[4,8,16,32]	94.14	97.53	0.07	217.41
[8,16,32,64]	95.13	<u>98.96</u>	<u>0.27</u>	217.06
[16,32,64,128]	95.56	99.17	1.03	211.20
[32,64,128,256]	96.00	98.29	4.11	171.85

TABLE IV: Ablation studies of SD²Net using NUDT-SIRST and IRSTD-1K. We bold the best results and underline the second best.

SD ² M	InceptionPool	SD ³ M	NUDT-SIRST				IRSTD-1K				FPS \uparrow (frames/s)
			mIoU(%) \uparrow	P _d (%) \uparrow	F _a (10 ⁻⁶) \downarrow	AUC(%) \uparrow	mIoU(%) \uparrow	P _d (%) \uparrow	F _a (10 ⁻⁶) \downarrow	AUC(%) \uparrow	
—	—	—	92.20	97.67	10.75	97.96	66.96	88.89	15.32	86.62	374.33
✓	—	—	95.21	<u>98.09</u>	0.94	98.54	<u>68.01</u>	90.90	14.27	90.97	268.70
✓	✓	—	94.99	98.30	3.38	98.60	67.54	88.89	12.32	89.92	258.90
—	✓	—	93.83	97.28	2.99	98.22	66.10	87.20	16.32	88.05	<u>336.82</u>
—	✓	✓	94.61	97.77	<u>1.86</u>	<u>98.61</u>	67.46	<u>91.24</u>	17.18	<u>90.77</u>	273.20
✓	✓	✓	<u>95.13</u>	97.88	2.50	98.96	69.40	91.26	<u>13.63</u>	89.68	217.06

2) *Implementation Details*: The loss function for all models is the IoU loss [59]. All experiments are conducted on Ubuntu 20.04 LTS. We train SIRSTD models on an NVIDIA GeForce RTX 4080 GPU for 400 epochs, using the Adam optimizer with a learning rate of 5×10^{-4} . The batch size is set to 4. The learning rate is decayed to 5×10^{-5} at epoch 200 and further reduced to 5×10^{-6} . Our MIRSTD architecture runs on two 24GB GeForce RTX 3090 GPUs. We train for 20 epochs with the Adam optimizer and an initial learning rate of 0.001. Furthermore, we set the temporal window size N of STD²Net to 5. We run each algorithm three times and use the average outcome as the final result. All models, including the baselines, are trained under our experimental configuration to ensure a fair comparison.

3) *Evaluation Metrics*: We adopt four evaluation metrics: false alarm rate (P_a), probability of detection (P_d), mean intersection-over-union (mIoU), and area under curve (AUC) for accuracy-based evaluation. In addition, we also use frames per second (FPS), giga floating-point operations per second (GFLOPS), and parameter size as our efficiency-based evaluation metrics.

B. Property Evaluation

We conduct experiments to investigate the properties of our modules. Based on the above analysis, our method has three key properties: invariance to intensity affine changes, rotation invariance, and small-target enhancement.

- 1) *small-target enhancement*:
- 2) *Invariance to intensity affine changes*:
- 3) *rotation invariance*:

C. Ablation Study in SIRSTD

1) *Impact of Orthogonality and Normalization*: We conducted an ablation study to show the effects of using orthogonal versus non-orthogonal basis features, as summarized in Table I. The orthogonal basis features were obtained by applying singular value decomposition (SVD) to the original features. Experiments reveal that orthogonal features do not lead to any improvement in accuracy within our modules. On the contrary, they introduce a significant computational overhead. However, the normalization is the key part of our method. Consequently, we retain the normalization and relax the orthogonality constraint.

TABLE V: Quantitative comparison with different decomposition approaches on NUDT-SIRST and IRSTD-1K.

Methods	NUDT-SIRST		IRSTD-1K	
	mIoU(%) \uparrow	AUC(%) \uparrow	mIoU(%) \uparrow	AUC(%) \uparrow
Haar	92.46	98.45	62.23	87.46
Fourier	90.60	96.84	<u>62.64</u>	89.71
SD ² M	95.15	98.96	69.40	89.68

2) *Impact of the Dilation Ratios*: To determine the optimal setting, we performed an ablation study on dilation ratios, systematically evaluating the performance of various configurations, as shown in Table II. The experiment results indicated that the [1, 3] configuration significantly outperformed the others. Based on these findings, we adopted [1, 3] as our dilation configuration. We apply a dilation ratio of 3 to larger targets and a ratio of 1 to smaller targets.

3) *Impact of the Number of Channels*: To optimize channel dimension, we conduct a study on channel configurations, as detailed in Table III. We scale channel configurations from [4, 8, 16, 32] to [32, 64, 128, 256], yielding consistent improvements in mIoU. However, this comes at an increasing computational cost. The [8, 16, 32, 64] configuration achieves the optimal balance of performance across all metrics, and we adopt it as our channel configuration.

4) *Module-wise Metrics Performance*: The SD²M works for enhancing the high-frequency targets. Additionally, the SD³M and InceptionPool are utilized for downsampling, which removes less task-relevant information. We conduct ablation studies to validate the effectiveness of each module in our framework. The experimental results are summarized in Table IV. All experiments are conducted on two SIRSTD datasets: NUDT-SIRST and IRSTD-1K. Using only the SD²M module achieves competitive results on NUDT-SIRST, confirming its effectiveness for target feature extraction. Additionally, the InceptionPooling module and SD³M module also enhance the network's performance. Integrating all three modules achieves the optimal balance of performance. Therefore, all modules are effective.

D. Comparison with State-of-the-art (SOTA) Methods in SIRSTD

1) *Quantitative Module Comparison*: To quantitatively evaluate the effectiveness of our proposed SD²M module, we

TABLE VI: Ablation studies of SD²Net using NUDT-SIRST and IRSTD-1K. We bold the best results and underline the second best.

Methods	Venue	NUDT-SIRST				IRSTD-1K				Params ↓ (M)	FPS ↑ (frames/s)	GFLOPS ↓ (10 ⁹ FLOPS)
		mIoU(%)↑	P _d (%) ↑	F _a (10 ⁻⁶) ↓	AUC(%) ↑	mIoU(%)↑	P _d (%) ↑	F _a (10 ⁻⁶) ↓	AUC(%) ↑			
UNet-Based Methods												
Res-UNet [60]	GRSL ¹⁹	90.75	96.50	8.30	96.44	65.50	89.56	14.75	83.66	0.22	379.70	0.98
ACM [36]	WACV ²¹	70.40	95.03	16.55	95.03	63.34	90.90	21.35	88.39	0.40	281.55	<u>0.40</u>
ALCNet [37]	WACV ²¹	91.45	97.98	5.68	97.88	65.72	88.21	23.59	83.79	0.37	186.83	3.74
DNANet [38]	TIP ²²	94.27	98.20	5.42	97.44	65.74	90.91	10.48	80.38	4.69	45.77	14.26
ISTDU-Net [41]	GRSL ²²	93.38	98.30	4.87	98.91	<u>68.50</u>	90.40	<u>10.82</u>	88.16	2.75	117.27	7.94
RDIAN [40]	TGRS ²³	90.65	98.41	13.83	98.76	64.23	90.11	20.25	88.43	0.90	<u>368.97</u>	3.71
AGPCNet [42]	TAES ²³	85.79	97.14	7.17	97.18	66.00	90.23	21.14	85.99	12.36	43.18	12.36
SCTransNet [43]	TGRS ²⁴	94.04	97.78	<u>2.98</u>	98.63	65.25	91.91	11.20	87.98	11.19	89.19	10.11
MSHNet [61]	CVPR ²⁴	92.34	98.52	9.33	98.69	67.10	92.59	16.72	85.90	4.06	107.44	6.10
DATransNet [62]	GRSL ²⁵	94.10	98.20	5.70	98.51	67.86	89.22	17.40	85.41	4.04	77.83	9.19
L ² SK-UNet [28]	TGRS ²⁵	93.16	97.14	5.97	98.16	66.92	<u>92.25</u>	16.36	84.55	0.90	151.59	6.89
HDNet [63]	TGRS ²⁵	94.00	97.98	3.47	98.61	68.43	90.23	24.52	86.43	3.67	196.32	5.67
Deep Unfolding-Based Methods												
RPCANet [64]	WACV ²⁴	89.25	96.93	24.66	98.38	64.71	89.56	19.04	86.93	0.68	174.89	44.56
RPCANet++ [65]	arXiv ²⁵	<u>89.33</u>	<u>98.51</u>	6.80	99.36	65.99	88.55	11.52	88.38	2.91	49.71	190.67
L-RPCANet [66]	arXiv ²⁵	92.80	97.98	4.71	98.48	65.71	88.55	25.36	88.49	0.48	120.60	30.88
Mamba-Based Methods												
VMamba [67]	NIPS ²⁴	68.16	93.54	36.19	95.33	63.36	88.88	19.68	88.25	6.25	97.50	19.60
LocalMamba [68]	arXiv ²⁴	68.58	93.65	20.36	92.55	61.12	87.54	20.99	<u>88.69</u>	24.43	38.85	8.13
MiM-ISTD [69]	TGRS ²⁴	54.29	85.71	46.05	87.80	50.34	81.48	25.91	84.33	1.15	98.89	0.26
SAM-Based Methods												
IRSAM [70]	ECCV ²⁴	79.23	96.61	25.09	95.53	59.31	87.87	28.90	84.69	10.04	131.78	11.34
Our Methods												
SD²Net(Ours)	–	95.13	97.88	2.50	<u>98.96</u>	69.40	91.26	13.63	89.68	<u>0.27</u>	217.06	1.51

conducted a comparative analysis by replacing it with several established decomposition methods, as summarized in Table V. The experiments demonstrate that our approach consistently outperforms other decomposition-based techniques across key metrics on NUDT-SIRST. This superior performance can be attributed to our module’s ability to extract the features flexibly. The results confirm that the design principles of SD²M are not only effective but also contribute significantly to the SOTA.

2) *Quantitative Result Comparison:* In this subsection, we compare our network with various categories of networks, including UNet-based, Deep Unfolding-Based, Mamba-based, and SAM-based methods, as shown in Table VI. We conduct a series of experiments to evaluate the performance of our networks. SD²Net achieves the highest mIoU on both NUDT-SIRST (95.13%) and IRSTD-1K (69.40%), outperforming the second-best method by 0.86% and 0.9%. In general, most of these networks, which perform well, have a high computational cost; for example, DNANet achieves an mIoU of 94.27%, but its parameters reach up to 4.69M. In comparison, networks with fewer than 0.5M parameters perform poorly. For example, ALCNet achieves mIoU scores of 91.45% and 65.72% on the NUDT-SIRST and IRSTD-1K datasets, respectively. Additionally, the latest approaches, such as MSHNet and DATransNet, perform well and have more than 4M parameters. Notably, with a lightweight parameter count (0.27M) and high FPS (217.06), our solution achieves the highest mIoU on both datasets. This parameter count is only slightly higher than that of the smallest models, which

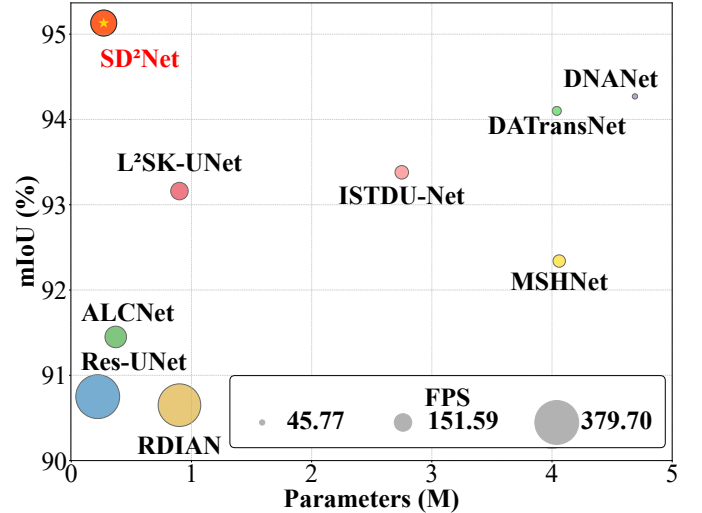


Fig. 12: Comparative Analysis of mIoU, Parametric Efficiency, and Inference Speed in IRSTD Methods on NUDT-SIRST dataset [38].

perform badly (0.22M). Therefore, our models could perform a trade-off between detection accuracy and efficiency, as shown in Figure 12. However, our model’s performance on IRSTD-1K is slightly inferior to its performance on NUDT-SIRST. The key difference between the IRSTD-1K and NUDT-SIRST datasets is the target scale, **which reveals a limitation in our model’s ability to extract features from larger targets.**

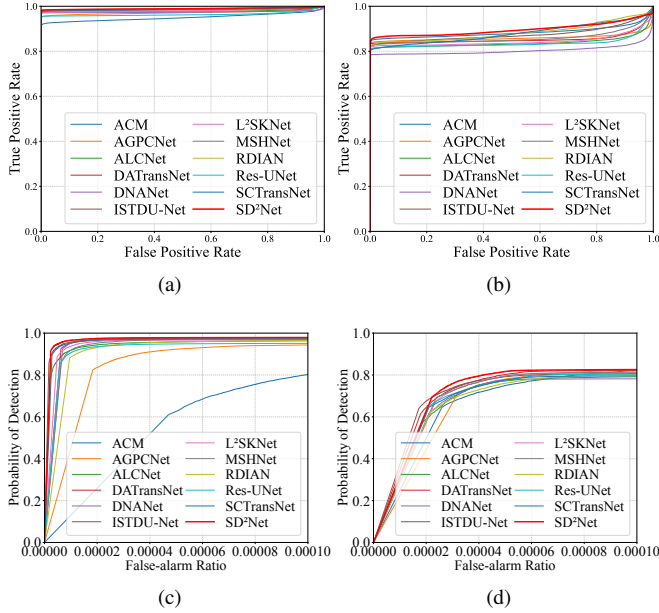


Fig. 13: ROC and zoomed-in ROC curves on NUDT-SIRST and IRSTD-1K.

3) *Qualitative Results Comparison.*: As illustrated in Figure 11, we conduct a comparative analysis between our proposed model and other networks. While our network achieves good performance in preserving target details, most mainstream methods exhibit significant limitations in maintaining the target structure. For instance, RDIAN demonstrates difficulty in maintaining the target details, resulting in fragmented outputs. Although SIRSTD methods excel at suppressing false alarms, they may suffer from missed detections when confronted with cluttered backgrounds and low-contrast targets. SD²Net detects the targets precisely with few false alarms. As shown in Figure 13, the ROC curve of our network rapidly approaches the top-left corner, surpassing most deep learning algorithms and demonstrating its capability for accurate object extraction. Therefore, our network demonstrates robust performance across a range of thresholds.

E. Comparison with SOTA Methods in MIRSTD

In addition, we integrate the Basis Decomposition Module into MIRSTD and develop STD²Net to demonstrate the generalization ability of our approach further. To ensure the reliability of our methods, we will conduct a series of experiments.

We compare STD²Net against SOTA models, designed for SIRSTD and MIRSTD, on the NUDT-MIRSDT dataset, as shown in Table VII. The results demonstrate that STD²Net achieves leading performance on the MIRSTD dataset among models designed for SIRSTD, which is consistent with the experimental results on the SIRSTD dataset. Additionally, models that utilize only spatial information are inferior to those that incorporate both spatial and temporal data. Among the temporal integration methods, DTUM [27] outperforms RFR [48]. The STD²Net model, which combines SD²Net and TFEM,

TABLE VII: Quantitative comparison with different methods on NUDT-MIRSDT. We bold the best results and underline the second best.

Methods	mIoU(%) \uparrow	P _d (%) \uparrow	F _a (10 ⁻⁶) \downarrow	AUC(%) \uparrow
<i>Single-Frame Methods</i>				
ISTDU-Net	56.14	68.00	122.29	96.16
Res-UNet	60.76	61.76	164.28	89.25
DATransNet	60.33	59.32	18.16	80.03
<i>Multi-Frame Methods</i>				
ISTDU-Net+DTUM	85.26	92.55	25.48	98.36
Res-UNet+DTUM	84.63	88.33	<u>18.19</u>	97.96
DATransNet+DTUM	<u>86.53</u>	88.85	20.30	97.82
ISTDU-Net+RFR	82.73	85.21	21.83	96.88
Res-UNet+RFR	76.13	81.98	52.40	95.09
DATransNet+RFR	52.47	78.28	207.97	95.16
<i>Our Single-Frame Methods</i>				
SD ² Net(Ours)	64.97	68.46	47.76	94.19
<i>Our Multi-Frame Methods</i>				
SD ² Net+DTUM	85.84	89.54	19.89	<u>98.66</u>
SD ² Net+RFR	78.69	84.86	54.16	98.12
STD ² Net(Ours)	87.68	<u>92.28</u>	17.16	98.76

achieves the highest mIoU (87.68%), F_a (17.16 $\times 10^{-6}$), and AUC (98.76%) among the other models.

V. CONCLUSION

This work proposes the BDM as an extensible module and a family of Difference Decomposition Networks that build upon BDMs. We introduce the SD²Net by integrating SD²M and SD³M into a modified U-Net structure for SIRSTD. Moreover, we develop TD²M to extract temporal features across frames and construct STD²Net for MIRSTD. Experiments on the public MIRSTD and SIRSTD datasets demonstrate that our networks can outperform other methods.

The key limitation of our model is its fixed methods to obtain basis features, which limit its performance on varied targets. In this paper, our models can enhance detailed information, but cannot improve the performance of large targets. Therefore, we plan to introduce a more adaptive approach to extract the basis features for future improvement.

Furthermore, we also plan to explore applying BDM to unrelated tasks. While this work focuses on IRSTD, the principle of task-oriented basis decomposition can be extended to other application domains, like salient object detection and drone vision tasks, by designing the corresponding BFEM and FEM.

REFERENCES

- [1] M. Zhang, H. Yang, J. Guo, Y. Li, X. Gao, and J. Zhang, "IRPruneDet: Efficient infrared small target detection via wavelet structure-regularized soft channel pruning," in *Proceedings of the AAAI Conference on Artificial Intelligence*, vol. 38, no. 7, Mar. 2024, pp. 7224–7232.
- [2] Y. Zhu, Y. Ma, F. Fan, J. Huang, Y. Yao, X. Zhou, and R. Huang, "Toward robust infrared small target detection via frequency and spatial feature fusion," *IEEE Transactions on Geoscience and Remote Sensing*, vol. 63, pp. 1–15, 2025.

- [3] S. Chen, L. Ji, S. Peng, S. Zhu, M. Ye, and Y. Sang, "Language-Driven Motion Prior Knowledge Learning for Moving Infrared Small Target Detection," *IEEE Transactions on Geoscience and Remote Sensing*, vol. 63, pp. 1–14, 2025.
- [4] S. Chen, L. Ji, S. Zhu, and M. Ye, "MICPL: Motion-Inspired Cross-Pattern Learning for Small-Object Detection in Satellite Videos," *IEEE Transactions on Neural Networks and Learning Systems*, vol. 36, no. 4, pp. 6437–6450, 2025.
- [5] S. Yuan, H. Qin, X. Yan, S. Yang, S. Yang, N. Akhtar, and H. Zhou, "ASCNet: Asymmetric sampling correction network for infrared image destriping," *IEEE Transactions on Geoscience and Remote Sensing*, vol. 63, pp. 1–15, 2025.
- [6] Y. Zhu, Y. Ma, F. Fan, J. Huang, K. Wu, and G. Wang, "Toward accurate infrared small target detection via edge-aware gated transformer," *IEEE Journal of Selected Topics in Applied Earth Observations and Remote Sensing*, vol. 17, pp. 8779–8793, 2024.
- [7] Y. Dai, P. Pan, Y. Qian, Y. Li, X. Li, J. Yang, and H. Wang, "Pick of the bunch: Detecting infrared small targets beyond hit-miss trade-offs via selective rank-aware attention," *IEEE Transactions on Geoscience and Remote Sensing*, vol. 62, pp. 1–15, 2024.
- [8] T. Zhang, J. Zhao, Y. Zhu, G. Cui, Y. Jing, and Y. Lyu, "Daaf: Degradation-aware adaptive fusion framework for robust infrared and visible images fusion," *arXiv preprint arXiv:2504.10871*, 2025.
- [9] T. Zhang, J. Zhao, Y. Zhu, and G. Cui, "Coupled degradation modeling and fusion: A vlm-guided degradation-coupled network for degradation-aware infrared and visible image fusion," *arXiv preprint arXiv:2510.11456*, 2025.
- [10] S. Yuan, H. Qin, R. Kou, X. Yan, Z. Li, C. Peng, D. Wu, and H. Zhou, "Beyond full labels: Energy-double-guided single-point prompt for infrared small target label generation," *IEEE Journal of Selected Topics in Applied Earth Observations and Remote Sensing*, vol. 18, pp. 8125–8137, 2025.
- [11] X. Kong, C. Yang, S. Cao, C. Li, and Z. Peng, "Infrared small target detection via nonconvex tensor fibered rank approximation," *IEEE Transactions on Geoscience and Remote Sensing*, vol. 60, pp. 1–21, 2022.
- [12] Z. Cao, X. Kong, Q. Zhu, S. Cao, and Z. Peng, "Infrared dim target detection via mode-klk2 extension tensor tubal rank under complex ocean environment," *ISPRS Journal of Photogrammetry and Remote Sensing*, vol. 181, pp. 167–190, 2021.
- [13] Y. Dai and Y. Wu, "Reweighted infrared patch-tensor model with both nonlocal and local priors for single-frame small target detection," *IEEE Journal of Selected Topics in Applied Earth Observations and Remote Sensing*, vol. 10, no. 8, pp. 3752–3767, 2017.
- [14] H. Wang, L. Zhou, and L. Wang, "Miss detection vs. false alarm: Adversarial learning for small object segmentation in infrared images," in *IEEE International Conference on Computer Vision*, 2019, pp. 8509–8518.
- [15] M. Zhang, X. Li, F. Gao, and J. Guo, "IRMamba: Pixel difference mamba with layer restoration for infrared small target detection," in *Proceedings of the AAAI Conference on Artificial Intelligence*, vol. 39, no. 9, Apr. 2025, pp. 10 003–10 011.
- [16] K. Li, Y. Wang, F. Han, H. Wang, Z. Xiong, and Y. Tian, "HSTNet: A hybrid spatial-channel sparse transformer network for infrared small target detection," *IEEE Transactions on Geoscience and Remote Sensing*, 2025.
- [17] K. Li, F. Han, Y. Wang, K. Huang, B. Yang, and Y. Tian, "MMIDNet: A multi-level mutual information disentanglement network for cross-domain infrared small target detection," *IEEE Journal of Selected Topics in Applied Earth Observations and Remote Sensing*, 2025.
- [18] Y. Zhu, Y. Ma, F. Fan, J. Huang, and G. Wang, "Shifting neighbors within temporal contexts for slow-moving infrared small target detection," *IEEE Signal Processing Letters*, 2025.
- [19] H. Deng, Y. Hua, T. Song, Z. Zhang, Z. Xue, R. Ma, N. Robertson, and H. Guan, "Object guided external memory network for video object detection," in *Proceedings of IEEE International Conference on Computer Vision*, 2019, pp. 6677–6686.
- [20] X. Zhu, Y. Xiong, J. Dai, L. Yuan, and Y. Wei, "Deep feature flow for video recognition," in *IEEE Conference on Computer Vision and Pattern Recognition*, 2017, pp. 2349–2358.
- [21] H. Wu, Y. Chen, N. Wang, and Z. Zhang, "Sequence level semantics aggregation for video object detection," in *Proceedings of the IEEE International Conference on Computer Vision*, 2019, pp. 9217–9225.
- [22] Q. Zhou, X. Li, L. He, Y. Yang, G. Cheng, Y. Tong, L. Ma, and D. Tao, "TransVOD: End-to-end video object detection with spatial-temporal transformers," *IEEE Transactions on Pattern Analysis and Machine Intelligence*, vol. 45, no. 6, pp. 7853–7869, 2022.
- [23] H. Wang, J. Tang, X. Liu, S. Guan, R. Xie, and L. Song, "Ptseformer: Progressive temporal-spatial enhanced transformer towards video object detection," in *Proceedings of the European Conference on Computer Vision*. Springer, 2022, pp. 732–747.
- [24] W. Duan, L. Ji, S. Chen, S. Zhu, and M. Ye, "Triple-domain feature learning with frequency-aware memory enhancement for moving infrared small target detection," *IEEE Transactions on Geoscience and Remote Sensing*, vol. 62, pp. 1–14, 2024.
- [25] T. Zhang, J. Zhao, Y. Zhu, G. Cui, and Y. Lyu, "FSATFusion: Frequency-Spatial attention transformer for infrared and visible image fusion," *Computer Vision and Image Understanding*, 2026.
- [26] T. Zhang, J. Zhao, Y. Zhu, and G. Cui, "WIFE-Fusion: Wavelet-aware intra-inter frequency enhancement for multi-model image fusion," *arXiv preprint arXiv:2506.03555*, 2025.
- [27] R. Li, W. An, C. Xiao, B. Li, Y. Wang, M. Li, and Y. Guo, "Direction-coded temporal u-shape module for multiframe infrared small target detection," *IEEE Transactions on Neural Networks and Learning Systems*, vol. 36, no. 1, pp. 555–568, 2025.
- [28] F. Wu, A. Liu, T. Zhang, L. Zhang, J. Luo, and Z. Peng, "Saliency at the helm: steering infrared small target detection with learnable kernels," *IEEE Transactions on Geoscience and Remote Sensing*, vol. 63, pp. 1–14, 2025.
- [29] P. Yan, R. Hou, X. Duan, C. Yue, X. Wang, and X. Cao, "STDManet: Spatio-temporal differential multiscale attention network for small moving infrared target detection," *IEEE Transactions on Geoscience and Remote Sensing*, vol. 61, pp. 1–16, 2023.
- [30] P. Zhang, L. Zhang, X. Wang, F. Shen, T. Pu, and C. Fei, "Edge and corner awareness-based spatial-temporal tensor model for infrared small-target detection," *IEEE Transactions on Geoscience and Remote Sensing*, vol. 59, no. 12, pp. 10 708–10 724, 2021.
- [31] Y. Qin, L. Bruzzone, C. Gao, and B. Li, "Infrared small target detection based on facet kernel and random walker," *IEEE Transactions on Geoscience and Remote Sensing*, vol. 57, no. 9, pp. 7104–7118, 2019.
- [32] Y. Wei, X. You, and H. Li, "Multiscale patch-based contrast measure for small infrared target detection," *Pattern Recognition*, vol. 58, pp. 216–226, 2016.
- [33] J. Han, S. Moradi, I. Faramarzi, H. Zhang, Q. Zhao, X. Zhang, and N. Li, "Infrared small target detection based on the weighted strengthened local contrast measure," *IEEE Geoscience and Remote Sensing Letters*, vol. 18, no. 9, pp. 1670–1674, 2021.
- [34] C. Gao, D. Meng, Y. Yang, Y. Wang, X. Zhou, and A. G. Hauptmann, "Infrared patch-image model for small target detection in a single image," *IEEE transactions on Image Processing*, vol. 22, no. 12, pp. 4996–5009, 2013.
- [35] L. Zhang and Z. Peng, "Infrared small target detection based on partial sum of the tensor nuclear norm," *Remote Sensing*, vol. 11, no. 4, 2019.
- [36] Y. Dai, Y. Wu, F. Zhou, and K. Barnard, "Asymmetric contextual modulation for infrared small target detection," in *Proceedings of the IEEE Winter Conference on Applications of Computer Vision*, January 2021, pp. 950–959.
- [37] Y. Dai, Y. Wu, and K. Barnard, "Attentional local contrast networks for infrared small target detection," *IEEE transactions on geoscience and remote sensing*, vol. 59, no. 11, pp. 9813–9824, 2021.
- [38] B. Li, C. Xiao, L. Wang, Y. Wang, Z. Lin, M. Li, W. An, and Y. Guo, "Dense nested attention network for infrared small target detection," *IEEE Transactions on Image Processing*, vol. 32, pp. 1745–1758, 2023.
- [39] X. Wu, D. Hong, and J. Chanussot, "UIU-Net: U-net in u-net for infrared small object detection," *IEEE Transactions on Image Processing*, vol. 32, pp. 364–376, 2023.
- [40] H. Sun, J. Bai, F. Yang, and X. Bai, "Receptive-field and direction induced attention network for infrared dim small target detection with a large-scale dataset irdst," *IEEE Transactions on Geoscience and Remote Sensing*, vol. 61, pp. 1–13, 2023.
- [41] Q. Hou, L. Zhang, F. Tan, Y. Xi, H. Zheng, and N. Li, "ISTDU-Net: Infrared small-target detection u-net," *IEEE Geoscience and Remote Sensing Letters*, vol. 19, pp. 1–5, 2022.
- [42] T. Zhang, L. Li, S. Cao, T. Pu, and Z. Peng, "Attention-guided pyramid context networks for detecting infrared small target under complex background," *IEEE Transactions on Aerospace and Electronic Systems*, vol. 59, no. 4, pp. 4250–4261, 2023.
- [43] S. Yuan, H. Qin, X. Yan, N. Akhtar, and A. Mian, "SCTransNet: Spatial-channel cross transformer network for infrared small target detection," *IEEE Transactions on Geoscience and Remote Sensing*, vol. 62, pp. 1–15, 2024.
- [44] J. Du, H. Lu, L. Zhang, M. Hu, S. Chen, Y. Deng, X. Shen, and Y. Zhang, "A spatial-temporal feature-based detection framework for infrared dim

- small target,” *IEEE Transactions on Geoscience and Remote Sensing*, vol. 60, pp. 1–12, 2022.
- [45] S. Chen, L. Ji, J. Zhu, M. Ye, and X. Yao, “Sstnet: Sliced spatiotemporal network with cross-slice convlstm for moving infrared dim-small target detection,” *IEEE Transactions on Geoscience and Remote Sensing*, vol. 62, pp. 1–12, 2024.
- [46] S. Chen, L. Ji, S. Zhu, M. Ye, H. Ren, and Y. Sang, “Toward dense moving infrared small target detection: New datasets and baseline,” *IEEE Transactions on Geoscience and Remote Sensing*, vol. 62, pp. 1–13, 2024.
- [47] Y. Huang, X. Zhi, J. Hu, L. Yu, Q. Han, W. Chen, and W. Zhang, “Lmaformer: Local motion aware transformer for small moving infrared target detection,” *IEEE Transactions on Geoscience and Remote Sensing*, vol. 62, pp. 1–17, 2024.
- [48] X. Ying, L. Liu, Z. Lin, Y. Shi, Y. Wang, R. Li, X. Cao, B. Li, S. Zhou, and W. An, “Infrared small target detection in satellite videos: A new dataset and a novel recurrent feature refinement framework,” *IEEE Transactions on Geoscience and Remote Sensing*, vol. 63, no. 5002818, pp. 1–18, 2025.
- [49] Z. Su, L. Liu, M. Müller, J. Zhang, D. Wofk, M.-M. Cheng, and M. Pietikäinen, “Rapid salient object detection with difference convolutional neural networks,” *IEEE Transactions on Pattern Analysis and Machine Intelligence*, vol. 47, no. 10, pp. 9061–9077, 2025.
- [50] T. Ahonen, A. Hadid, and M. Pietikainen, “Face description with local binary patterns: Application to face recognition,” *IEEE Transactions on Pattern Analysis and Machine Intelligence*, vol. 28, no. 12, pp. 2037–2041, 2006.
- [51] A. K. Jain and F. Farrokhnia, “Unsupervised texture segmentation using gabor filters,” *Pattern Recognition*, vol. 24, no. 12, pp. 1167–1186, 1991.
- [52] F. Juefei-Xu, V. N. Boddeti, and M. Savvides, “Local binary convolutional neural networks,” in *IEEE Conference on Computer Vision and Pattern Recognition*, 2017, pp. 4284–4293.
- [53] S. Luan, C. Chen, B. Zhang, J. Han, and J. Liu, “Gabor convolutional networks,” *IEEE Transactions on Image Processing*, vol. 27, no. 9, pp. 4357–4366, 2018.
- [54] Z. Yu, C. Zhao, Z. Wang, Y. Qin, Z. Su, X. Li, F. Zhou, and G. Zhao, “Searching central difference convolutional networks for face anti-spoofing,” in *IEEE Conference on Computer Vision and Pattern Recognition*, 2020, pp. 5294–5304.
- [55] Z. Chen, Z. He, and Z.-M. Lu, “DEA-Net: Single image dehazing based on detail-enhanced convolution and content-guided attention,” *IEEE Transactions on Image Processing*, vol. 33, pp. 1002–1015, 2024.
- [56] B. Kim, J. Ponce, and B. Ham, “Deformable kernel networks for joint image filtering,” *International Journal of Computer Vision*, vol. 129, no. 2, p. 579–600, Feb. 2021.
- [57] L. Geng, J. Chen, Y. Tie, L. Qi, and C. Liang, “Dynamic gesture recognition using 3d central difference separable residual lstm coordinate attention networks,” *Journal of Visual Communication and Image Representation*, vol. 107, p. 104364, 2025.
- [58] M. Zhang, R. Zhang, Y. Yang, H. Bai, J. Zhang, and J. Guo, “Isnet: Shape matters for infrared small target detection,” in *Proceedings of the IEEE Conference on Computer Vision and Pattern Recognition*, 2022, pp. 867–876.
- [59] J. Yu, Y. Jiang, Z. Wang, Z. Cao, and T. Huang, “Unitbox: An advanced object detection network,” in *Proceedings of ACM international conference on Multimedia*, 2016, pp. 516–520.
- [60] X. Xiao, S. Lian, Z. Luo, and S. Li, “Weighted res-unet for high-quality retina vessel segmentation,” in *Proceedings of the International Conference on Information Technology in Medicine and Education*, 2018, pp. 327–331.
- [61] Q. Liu, R. Liu, B. Zheng, H. Wang, and Y. FU, “Infrared small target detection with scale and location sensitivity,” in *Proceedings of the IEEE Conference on Computer Vision and Pattern Recognition*, 2024, pp. 17 490–17 499.
- [62] C. Hu, Y. Huang, K. Li, L. Zhang, C. Long, Y. Zhu, T. Pu, and Z. Peng, “Datransnet: Dynamic attention transformer network for infrared small target detection,” *IEEE Geoscience and Remote Sensing Letters*, vol. 22, pp. 1–5, 2025.
- [63] M. Xu, C. Yu, Z. Li, H. Tang, Y. Hu, and L. Nie, “HDNet: A hybrid domain network with multiscale high-frequency information enhancement for infrared small-target detection,” *IEEE Transactions on Geoscience and Remote Sensing*, vol. 63, pp. 1–15, 2025.
- [64] F. Wu, T. Zhang, L. Li, Y. Huang, and Z. Peng, “RPCANet: Deep unfolding rpca based infrared small target detection,” in *Proceedings of the IEEE Winter Conference on Applications of Computer Vision*, 2024, pp. 4809–4818.
- [65] F. Wu, Y. Dai, T. Zhang, Y. Ding, J. Yang, M.-M. Cheng, and Z. Peng, “RPCANet++: Deep interpretable robust pca for sparse object segmentation,” 2025.
- [66] J. Liu, Y. Han, X. Xiu, J. Zhang, and W. Liu, “Lightweight deep unfolding networks with enhanced robustness for infrared small target detection,” 2025.
- [67] Y. Liu, Y. Tian, Y. Zhao, H. Yu, L. Xie, Y. Wang, Q. Ye, J. Jiao, and Y. Liu, “VMamba: Visual state space model,” in *Advances in Neural Information Processing Systems*, A. Globerson, L. Mackey, D. Belgrave, A. Fan, U. Paquet, J. Tomczak, and C. Zhang, Eds., vol. 37. Curran Associates, Inc., 2024, pp. 103 031–103 063.
- [68] T. Huang, X. Pei, S. You, F. Wang, C. Qian, and C. Xu, “LocalMamba: Visual state space model with windowed selective scan,” 2024.
- [69] T. Chen, Z. Ye, Z. Tan, T. Gong, Y. Wu, Q. Chu, B. Liu, N. Yu, and J. Ye, “MiM-ISTD: Mamba-in-Mamba for efficient infrared small-target detection,” *IEEE Transactions on Geoscience and Remote Sensing*, vol. 62, pp. 1–13, 2024.
- [70] M. Zhang, Y. Wang, J. Guo, Y. Li, X. Gao, and J. Zhang, “IRSAM: Advancing segment anything model for infrared small target detection,” in *European Conference on Computer Vision*. Berlin, Heidelberg: Springer-Verlag, 2024, p. 233–249.



Chen Hu received the B.S. and M.E. degree from the School of Information and Communication Engineering, University of Electronic Science and Technology of China (UESTC), Chengdu, China, in 2022. Now, He is pursuing the Ph.D. degree with the School of Intelligent Systems Engineering, Sun Yat-sen University.

His research interests include image processing, computer vision, object detection, and recognition.



Yuming Zhou is currently pursuing the B.E. degree in Network Engineering with the School of Information and Communication Engineering, University of Electronic Science and Technology of China (UESTC), Chengdu, China.



Shuai Yuan received the B.S. degree from Xi'an Technological University, Xi'an, China, in 2019, and the Ph.D. degree from Xidian University, Xi'an, China, in 2025. He was a visiting Ph.D. student at the University of Melbourne, Australia. He is currently a postdoctoral researcher with the School of Instrument Science and Opto-Electronics Engineering, Hefei University of Technology, Hefei, China, working closely with Prof. Yu Liu. His research interests include infrared image understanding, remote sensing, and deep learning.



Hongbo Hu received the B.E. degree in Optoelectronic Information Science and Engineering from University of Electronic Science and Technology of China (UESTC), Chengdu, China, in 2021 and is currently a Ph.D. student in the School of Information and Communication Engineering, UESTC. His research interests include image processing, infrared target detection, and computer vision.



Zhenming Peng (Senior Member, IEEE) received his Ph.D. degree in geodetection and information technology from the Chengdu University of Technology, Chengdu, China, in 2001. From 2001 to 2003, he was a postdoctoral researcher at the Institute of Optics and Electronics, Chinese Academy of Sciences, Chengdu, China. He is currently a Professor with the University of Electronic Science and Technology of China, Chengdu. His research interests include image processing, machine learning, object detection, and remote sensing applications.



Tian Pu received the Ph.D. degree in optical engineering from the Beijing Institute of Technology, Beijing, China, in 2002.

He is currently a senior engineer at the School of Information and Communication Engineering, University of Electronic Science and Technology of China (UESTC), Chengdu, China. His research interests include image processing, infrared small target detection, and medical image analysis.



Xiying Li (Member, IEEE) received the Ph.D. degree in optical engineering from the Beijing Institute of Technology in 2002. She is currently a Professor with the School of Intelligent Systems Engineering, Sun Yat-sen University. Her research interests include intelligent transportation systems, traffic information collection, traffic video, and image big data processing and application.