

HarnessAgent: Scaling Automatic Fuzzing Harness Construction with Tool-Augmented LLM Pipelines

Kang Yang*, Yunhang Zhang*, Zichuan Li[†], Guan hong Tao*, Jun Xu*, Xiaojing Liao[†]

*University of Utah, [†]University of Illinois Urbana-Champaign

Abstract—Large language model (LLM)-based techniques have achieved notable progress in generating harnesses for program fuzzing. However, applying them to arbitrary functions (especially internal functions) *at scale* remains challenging due to the requirement of sophisticated contextual information, such as specification, dependencies, and usage examples. State-of-the-art methods heavily rely on static or incomplete context provisioning, causing failure of generating functional harnesses. Furthermore, LLMs tend to exploit harness validation metrics, producing plausible yet logically useless code.

To address these challenges, we present HarnessAgent, a tool-augmented agentic framework that achieves fully automated, scalable harness construction over hundreds of OSS-Fuzz targets. HarnessAgent introduces three key innovations: 1) a rule-based strategy to identify and minimize various compilation errors; 2) a hybrid tool pool for precise and robust symbol source code retrieval; and 3) an enhanced harness validation pipeline that detects fake definitions. We evaluate HarnessAgent on 243 target functions from OSS-Fuzz projects (65 C projects and 178 C++ projects). It improves the three-shot success rate by approximately 20% compared to state-of-the-art techniques, reaching 87% for C and 81% for C++. Our one-hour fuzzing results show that more than 75% of the harnesses generated by HarnessAgent increase the target function coverage, surpassing the baselines by over 10%. In addition, the hybrid tool-pool system of HarnessAgent achieves a response rate of over 90% for source code retrieval, outperforming Fuzz Introspector by more than 30%.

1. Introduction

Fuzz testing, which continuously generates and mutates inputs for executable target programs to trigger unexpected behaviors, has become the de facto standard for discovering zero-day vulnerabilities in modern software systems [1], [2], [3], [4]. However, the effectiveness of fuzzing heavily depends on the quality of its *harness* (or fuzz driver), which is a small yet crucial piece of code that receives mutated inputs and invokes the target program. The correctness and robustness of the harness are vital: improper function usage or incomplete state handling can lead to extensive false positives or negatives, wasting testing resources and demanding additional manual validation. This challenge becomes even more pronounced when targeting **internal functions**

within large and complex software projects [5]. Unlike standalone binaries or well-defined APIs, internal functions often rely on hidden dependencies, global states, or complex initialization procedures that are not explicitly documented. Constructing a harness for internal functions requires the developer to manually infer the correct calling context, data structures, and environmental setup, which are tasks that demand deep program understanding and significant manual effort [6], [7]. As a result, fuzzing internal functions in large-scale systems remains difficult, limiting the reach of fuzzing to only a subset of potentially vulnerable code regions.

Meanwhile, the research community has increasingly investigated automatic harness generation techniques, which aim to automatically infer valid and effective input structures, initialization routines, and/or call sequences. Traditional approaches through program analysis [8], [9], [10] or runtime feedback [5], [11], [12] often struggle with incorrect execution contexts or function invocations, especially in the context of internal functions, resulting in a low success rate. Recent years have witnessed the remarkable success of Large Language Models (LLMs) in synthesizing functional source code [13], [14] and reasoning over complex programming contexts [15]. These advances have inspired growing interest in leveraging LLMs to automate fuzz harness generation [6], [7], [16], [17], [18]. However, LLMs themselves face inherent limitations, such as hallucination [19], context overlook [20], etc, that could affect their effectiveness and reliability in automatic harness generation.

Our Study. To better understand this problem, we analyzed prior work on LLM-based fuzz harness generation, with the specific emphasis on targeting internal functions within 29 large and complex C projects. Specifically, we examine three state-of-the-art LLM-based fuzz harness generation frameworks LLM4FDG [6], OSS-Fuzz-Gen [7], Sherpa [16], and conduct an ablation study on their four-step workflow, including harness generation, fuzz target compilation, harness fixing, and harness validation. Our investigation aims to evaluate their effectiveness, identify limitations, and uncover underlying factors, especially contextual information (e.g., head file, function definition, function usage examples) and the generation planning paradigm (i.e., pre-structured planning and LLM-managed planning), which influence the correctness and robustness of generated harnesses.

Through this analysis, we reveal three major challenges

that hinder the reliability of current LLM-based harness generation systems: (1) absence of effective contextual information retrieval, such as header files and symbol source code, to enable robust and precise harness generation and fixing; (2) lack of compilation-error triage, which prevents models from aligning generation context with actual build feedback (e.g., resolving missing dependencies or headers); and (3) lack of mechanisms against LLM self-hacking behaviors during harness validation, where models have been observed to manipulate validation criteria. For example, in our study, we observe that over 10 out of 56 generated harnesses have a fake function definition to bypass the validation.

Design of *HarnessAgent*. Given the findings from the above study, we argue that the key bottleneck in LLM-based harness generation has shifted from the model’s generation capacity to the surrounding system’s ability to route, retrieve, and manage the right contextual information in a timely, proactive, and robust manner. Therefore, we designed and implemented *HarnessAgent*, an end-to-end, tool-augmented agentic framework for fully automated and scalable fuzz harness construction across hundreds of internal functions within complex C/C++ software projects.

Specifically, *HarnessAgent* combines compilation-error routing logic with a compact set of engineered tools that collectively ensure the agent supplies LLMs with the right context and feedback at the right time. First, we implement an effective compilation-error triage logic that automatically classifies build failures (e.g., missing headers, undefined references, unresolved symbols) and converts them into focused retrieval or code-fix actions for the agent, preventing the model from repeatedly generating code that is misaligned with actual build feedback. Second, *HarnessAgent* exposes a hybrid tool pool for precise and robust symbol and source retrieval: the pool offers two complementary backends, i.e., a Language Server Protocol (LSP [21]) interface for precise symbol source code queries and a grammar-tree parser (e.g., Tree-sitter [22]) for robust pattern matching. The tool pool presents a unified API that lets agents query symbol source code, header files, call sites, and dependency chains from the target codebase through a reliable, well-defined interface. In addition, to harden harness validation against trivial LLM workarounds, we implement targeted checks that parse generated harnesses and verify structural properties (for example, ensuring the harness contains a genuine function definition node with the expected name and signature).

We have built a prototype of *HarnessAgent* and evaluated it on 243 internal functions drawn from OSS-Fuzz [23] projects (65 C projects and 178 C++ projects). The evaluation demonstrates that *HarnessAgent* effectively addresses the three identified challenges and achieves scalable, reliable harness generation for internal functions across large codebases. Specifically, *HarnessAgent* improves the three-shot harness generation success rate by approximately 20% over state-of-the-art baselines, achieving 87% success for C and 81% for C++. In one-hour fuzzing experiments, over 78% of the harnesses generated by *HarnessAgent* led to measurable

increases in target function coverage, exceeding baseline methods by more than 10%. Furthermore, the hybrid tool pool system achieved a source code retrieval response rate above 90%, outperforming existing retrieval utilities such as Fuzz Introspector [24] by over 30%. These results confirm that effectively routing contextual information, integrating robust retrieval tools, and enforcing structured validation collectively enhance the scalability and reliability of LLM-based fuzz harness generation.

Contribution. We summarize the contributions as follows:

- We conduct an in-depth study of the existing LLM-based fuzz harness generation frameworks targeting internal functions within large C/C++ codebases. Our analysis uncovers key insights that influence the correctness and robustness of generated harnesses.
- We design and implement *HarnessAgent*, an end-to-end, tool-augmented agentic framework for fully automated and scalable fuzz harness construction. *HarnessAgent* effectively addresses the limitations of prior systems by integrating context routing, hybrid tool-based retrieval, and structured validation, achieving substantial performance improvements over state-of-the-art approaches.
- We perform a comprehensive evaluation across 243 internal functions drawn from 65 C and 178 C++ OSS-Fuzz projects. The experiments demonstrate that *HarnessAgent* substantially improves both harness generation success rates and fuzzing effectiveness compared to state-of-the-art baselines, enabling scalable and reliable harness generation in complex real-world projects. We release the datasets and source code at <https://anonymous.4open.science/r/LLM-reasoning-agents-5B93/>.

2. Background

2.1. Harnesses for Program Fuzzing

Fuzzing [1], [2], [3], [4] is a widely used technique for testing software programs by providing invalid, unexpected, or random data as input. However, many components reside deep within the codebase, making them difficult to reach. Additionally, they may not be designed to accept arbitrary inputs, limiting their suitability for direct fuzzing. A *harness* [25], which is a small program, bridges the gap between a *fuzzer* and the *target program* under test. It specifies how fuzzer-generated inputs are translated and fed into the target’s interfaces, sets up any required state or environment, and handles initialization and teardown. By constraining, validating, or transforming raw inputs as needed, the harness enables fuzzers to exercise otherwise hard-to-reach functionality safely and effectively. A well-constructed harness also incorporates basic error handling and isolation, ensuring that crashes or unexpected behavior in the target are surfaced to the fuzzer without halting the overall process.

Harnesses are traditionally constructed either manually [26] or through automation with program analysis [8], [10], [12], [25], [27], [28], [29], [30], [31]. The manual

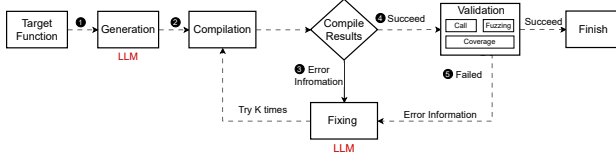


Figure 1: The General Harness Generation Workflow with Large Language Model (LLM).

process is tedious and time-consuming, as developers have to figure out the inputs desired by the target functions, adjust the build configuration accordingly, and perform other setup tasks, all depending on domain knowledge and a deep understanding of the project. Automated approaches rely on program analysis or runtime feedback to infer function dependencies and generate harness templates accordingly. However, such automated methods often struggle with incorrect execution contexts or function invocations, resulting in a low success rate.

2.2. LLM for Harness Generation

While prior work [32], [33], [34] demonstrates that LLMs can effectively generate harnesses for API-level targets, real fuzzing often requires going beyond APIs. Internal target functions lack documentation and explicit usage constraints, making harness construction substantially harder [5]. Thus, our focus is on understanding and improving LLM behavior in target-function harness generation. Figure 1 summarized a unified workflow for harness generation using LLMs based on existing works [6], [7], which can be abstracted into four modules: *generation*, *compilation*, *fixing*, and *validation*.

The pipeline begins with the LLM producing a harness based on the provided information, such as the user instruction and the target program (①). The harness together with the target program is then compiled into the fuzz target (②). If the compilation fails, the fixing module is triggered to revise the harness by utilizing the associated error messages (③). Otherwise, the validation module assesses the correctness of the harness on multiple criteria, such as whether the target function is called, whether the code coverage increases, or whether a crash has been observed (④). If an error occurs during this validation, the harness is passed back to the fixing module for further refinement (⑤). This process of compilation, validation, and fixing is iterated until either the harness passes the validation or a predefined number of iterations is reached.

Harness Validation. Three criteria are commonly used in the literature [6], [7] for validating the correctness of the constructed harnesses.

Call Check. The call check ensures the target function is invoked in the harness; otherwise, it fails the check.

Fuzzing Check. Even though the harness is compiled correctly, it may still encounter certain run-time issues, such as null pointer dereferences or buffer overflows. The fuzzing

check verifies the run-time behavior and robustness of the harness using fuzzing, and validates its ability to accept and process fuzz inputs. This check is based on the assumption that if a crash occurs within a short period of fuzzing, it is likely caused by an error in the harness rather than in the target function, since the fuzzing duration is extremely short. For example, LLM4FDG [6] and OSS-Fuzz-Gen [7] adopt 60 seconds and 30 seconds, respectively.

Code Coverage Check. The generated harness must effectively assist the fuzzer in testing the target function. Existing methods evaluate the effectiveness of a harness by measuring the increase in code coverage. If there is no coverage increase during short-term fuzzing, the harness is likely misusing the fuzz data and therefore fails this check. The coverage analysis is performed using instrumentation-based tools that track basic block execution during fuzzing.

2.3. Contextual Information for LLM

For LLM-based harness generation, the language model serves as the central component, guiding the entire synthesis process. Its effectiveness, however, critically depends on the *contextual information* [35] provided in the prompt. Therefore, the key difference for various methods [6], [23], [32] lies in the context for generation and fixing.

The context for generation is rather straightforward, which typically includes the target function’s definition, target function usage examples, and related header or driver examples. In contrast, the context for fixing is much difficult since one needs to provide context related to the compilation or fuzzing error. For example, LLM4FDG [6] provides the declaration and usage example of the first function that appears in the error information (*function-based context*). OSS-Fuzz-Gen [23] defines several regular patterns to match specific errors like “no member” and “header file missing” (*rule-based context*). Once matched, it will provide corresponding code information.

3. Studying LLM-based Harness Generation

In this section, we investigate two major aspects of LLM-based harness generation: 1) contextual information and 2) planning paradigm. These two dimensions respectively examine what knowledge the model receives and how the model decides and acts during harness construction.

Study on Contextual Information. Contextual information is used by LLM for generating and fixing the harness, such as header files. For example, missing the header file will raise the compilation error about undefined reference. Therefore, what context to provide and how to effectively deliver it significantly impact the LLM’s performance in producing a valid and effective harness.

Existing approaches such as LLM4FDG [6] and OSS-Fuzz-Gen [7] adopt a variety of context sources such as header files and function usage. However, the effectiveness of these contexts remains unclear, especially with the rising

capability of modern LLMs. This study isolates and quantifies this factor by systematically varying the context while maintaining all other variables constant. We seek to answer the following two research questions:

RQ1. Is contextual information critical for harness generation?

RQ2. Are the contexts provided by current methods sufficient and effective?

Study on Planning Paradigm. Existing approaches such as OSS-Fuzz-Gen follow a pre-structured pipeline, where each stage (generation, fixing, compilation, and validation) executes under a predefined logic. Recent advances such as Sherpa [16] introduce a new LLM-managed paradigm, where users only need to provide a prompt describing the task, and a general agent [36] like Codex [37] will autonomously perform the entire harness generation process. Although such an LLM-managed workflow is appealing for its simplicity and generality, it remains unclear whether it can outperform pre-structured pipelines.

RQ3. Which planning paradigm, pre-structured or LLM-managed, is more effective for automated harness generation?

3.1. Experimental Setup

Dataset. We adopt the dataset used in LLM4FDG [6], which comprises 86 functions across 30 OSS-Fuzz C projects. The `spdk` [38] project failed to build fuzzers so we excluded it from our study, resulting in a final dataset of 85 functions.

Evaluation Criteria. By default, if the harness passes the validation module with the following criteria, we consider it as successful.

- The harness does not contain a fake definition for the target function, and the target function is called.
- The harness must be compiled and fuzzed for 60 seconds without any crashes.
- The code coverage increases during the fuzzing.
- The harness also needs to pass the semantic testing established in LLM4FDG [6].

Each function undergoes three harness generation attempts, and we consider it successful if at least one of these attempts passes the validation module. The *success number* across the entire dataset serves as our performance metric.

LLMs. We evaluate four language models with different capabilities and design origins to examine their impact on harness-generation performance: Claude Haiku 4.5 [39], GPT-5.1-Mini [40], Qwen3-Coder [41], and DeepSeek V3.2 [42]. Throughout the rest of the paper, we refer to them using the shorter names Claude, GPT5-Mini, Qwen, and DeepSeek for simplicity. Among them, Qwen is an open-source model, while the other three are closed-source models. We set the temperature to 1 for a better tradeoff between randomness and creativity of the model’s output, which is also the default temperature for most LLMs.

Baselines. We explore three state-of-the-art approaches in automatic harness generation.

TABLE 1: Provided contexts for generation and fixing modules in existing methods [6] [7]. *TF* and *EF* are short for target function and error function.

Method	Generation	Fixing for Compile Error	Fixing for Validation Error
LLM4FDG [6]	Header File		
	TF Usage	Error Info	Crash Info
	TF Document	EF Usage	EF Usage
	TF Definition	EF Declaration	EF Declaration
	TF Declaration		
OSS-Fuzz-Gen [7]	Header File		
	TF Usage		
	TF Definition	Error Info.	Crash Info.
	TF Declaration	Rule-Based Info.	
	Harness Example		

TABLE 2: The harness generation performance when adopting different contexts in the generation and fixing stages across various LLMs. *Minimal* serves as the baseline, upon which additional contextual information, such as header files and function usage, is incorporated. As missing headers can invalidate other contextual elements, we combine all remaining context with the header information. **①+②** denotes the header file plus the function (*func.*) usage context.

Module	Context	Claude	GPT5-Mini	Qwen	DeepSeek
Generation	- Minimal	50	49	49	42
	① Header File	49	55	58	48
	①+② Func. Usage	64	67	61	57
	①+③ Func. Definition	55	54	60	53
	①+④ Harness Example	54	56	61	52
Fixing	①+⑤ LLM4FDG	56	54	58	52
	①+⑥ OSS-Fuzz-Gen	58	55	56	50

- **LLM4FDG** [6] leverages LLMs to automatically generate harnesses with a focus on the generation module. It designs six prompting strategies and explores how different prompts impact the effectiveness.
- **OSS-Fuzz-Gen** [7] is a framework that generates fuzz targets for real-world C/C++/Java/Python projects with various LLMs. It adopts Fuzz Introspector [24] to provide source code information, such as header files and definitions. When fixing harnesses, it uses a rule-based approach to provide corresponding code information to the LLM.
- **Sherpa** [16] is an LLM pipeline that automatically identifies high-value, attacker-controlled entry points in OSS-Fuzz projects and generates corresponding fuzz harnesses. In detail, it adopts the Codex [37] agent to perform the entire harness generation, compilation, and fixing loop.

Note that LLM4FDG and OSS-Fuzz-Gen focus on generating a harness for a specific target function leveraging LLMs. They both follow the workflow described in §2.2, and the only difference lies in the provided context in the generation and fixing modules.

Reasoning Contexts. Table 1 summarizes all the contexts used by exiting techniques. These contexts fall into five categories: *the head file*, *the function definition*, *the function*

usage, the function document, and the harness examples. Note that due to the lack of documentation for most of the functions, we exclude this context from our experiment. For the contextual information for harness fixing, we consider the *rule-based context* and *function-based context* from OSS-Fuzz-Gen and LLM4FDG mentioned in §2.3, respectively. For implementation, we use the official codebase of OSS-Fuzz-Gen [7] without modification. For LLM4FDG, we re-implement the approach following the methodology described in the original paper [6] to ensure consistency and fair comparison.

3.2. (RQ1) Is contextual information critical for harness generation?

We begin with the minimal context and incorporate various additional contextual information to assess their individual and combined impact on harness generation.

Minimal-Context Baseline: This baseline workflow is the same as LLM4FDG and OSS-Fuzz-Gen as described in §2.2). We provide only the essential information, including the task description and the target function declaration, for harness generation. In the fixing stage, the model receives error messages together with the corresponding harness code to resolve compilation or validation issues. For compilation errors, the error information is generated during the build process. We extract the minimum error message based on pattern matching, as done in LLM4FDG and OSS-Fuzz-Gen. For validation errors, according to the failed check, we provide a basic error description, such as “*the target function is not called*”. For the fuzzing check, we provide the crash information (i.e., crash reason and crash stack).

Results Analysis: *Contextual information plays a critical role in harness generation* as shown in Table 2. Compared to the minimal-context setting, adding project-specific contexts substantially improves the success rate across all models, confirming that LLMs still rely heavily on explicit information from the project environment. Starting from the *Minimal* setting, the number of successful functions is modest (e.g., 49 for Qwen). Supplying even a lightweight context, such as the header files and function usage, substantially improves the results (e.g., from 49 to 61 for Qwen). The strongest single addition is *Function Usage*, where moving from *Minimal* to *Function Usage* yields 15 more successful cases for Claude (49 to 64).

However, not all contexts contribute equally. Header files improve compilation success by resolving symbol dependencies, but their overall contribution is limited because they provide no semantic cues about function usage. The benefit of including header files is also not consistent. For example, the introduction of header files does not improve the performance for Claude (50 to 49) but substantially boosts the performance for Qwen (from 49 to 58). By contrast, *Function Usage* delivers semantic priors like argument initialization and call sequences, therefore producing the most uniform improvement across models (around 12 cases). Compared

```

1 #include "dns/message.h"
2 #include ...
3 // Mock implementation of buffer creation
4 isc_buffer_t* create_buffer_mock(const uint8_t *data, size_t
   size) {
5     isc_buffer_t *buffer =
6         (isc_buffer_t*)malloc(sizeof(isc_buffer_t));
7     // No such field
8     if (buffer) { buffer->data = data; ... }
9     return buffer;
10 }
11 int LLVMFuzzerTestOneInput(const uint8_t *Data, size_t Size) {
12     // initlize some structs
13     isc_result_t result;
14     dns_message_t *message = NULL;
15     isc_mem_t *mctx = NULL;
16     isc_buffer_t buffer;
17     // Initialize memory context
18     if (isc_mem_create(&mctx, "fuzzing") != ISC_R_SUCCESS) {
19         return 0;
20     }
21     // Create a DNS message
22     dns_message_create(mctx, NULL, NULL,
23         DNS_MESSAGE_INTENTPARSE, &message);
24     // Initialize buffer with fuzz data
25     isc_buffer_t *buffer = create_buffer_mock(Data, Size);
26     // Parse the DNS message using fuzz input
27     result = dns_message_parse(message, &buffer, 0);
28     // Clean up
29     dns_message_destroy(&message);
30     isc_mem_destroy(&mctx);
31     return 0;
32 }

```

Listing 1: Example harness for 'dns_message_parse' function from Bind9 [43] project, generated by LLM.

with function usage, *Function Definition* and *Harness Example* contribute only marginal gains, as they offer limited guidance specific to the target function’s intended behavior.

Takeaway. *Context remains indispensable.* Even with powerful LLMs, explicit project-specific information such as headers, usage examples, and fixing feedback, is essential for generating executable harnesses.

3.3. (RQ2) Are the contexts provided by current methods sufficient and effective?

By analyzing the results and compilation errors from the experiments in RQ1, we identify two major limitations of current approaches.

Incomplete Context: As shown in Table 2, the contexts provided during harness fixing have minimal effect for both approaches across all models. This is because existing methods provide only limited contexts at the fixing stage. For example, LLM4FDG focuses only on providing the function information and ignores other errors not caused by the function, such as class or struct errors. For OSS-Fuzz-Gen, it pre-defines seven rules to provide corresponding information to address compilation errors. However, there are many other possible errors, which were not considered or covered by its rules.

Listing 1 presents a harness generated for the function `dns_message_parse` by the existing approach LLM4FDG. To correctly construct this harness, the LLM must (i) create a memory context `isc_mem_t`, (ii) instantiate a DNS message object `dns_message_t`, (iii) initialize a buffer `isc_buffer_t` with the fuzz input, and (iv) pass both the message and the buffer to the target function. However, supplying all the information through static program analysis is infeasible as the task essentially requires synthesizing the entire harness. Whenever the provided static context fails to cover the necessary details, the model must rely on its internal pre-trained knowledge or fabricate missing components. If such pre-trained knowledge is outdated or incorrect, the resulting harness will inevitably be invalid.

In this example, the LLM incorrectly uses two deprecated cleanup functions, namely `isc_mem_destroy` and `dns_message_destroy`, which have been replaced by `dns_message_detach` and `isc_mem_detach`, respectively. It also fabricates an initialization function for `isc_buffer_t` instead of invoking the correct API `isc_buffer_init`. While the LLM conceptually understands the steps required to build the harness, it lacks the precise contextual information needed to produce a correct implementation.

Passive Context Provision: Existing methods provide contextual information in a static and reactive manner: the LLM receives a fixed set of contextual information before generation, regardless of what is actually required. When critical dependencies are missing, the issue is only discovered after the compilation fails, at which point the feedback (e.g., a missing-header error) comes too late to guide the correct context selection. In some cases, the hallucination issue of LLMs may further worsen the situation.

In the above example (Listing 1), when compiling the harness, it will raise three compilation errors:

- error: no previous prototype for function 'buffer_create_mock'
- warning: call to undeclared function 'dns_message_destroy'
- warning: call to undeclared function 'is_mem_destroy'

To fix such errors, previous passive approaches attempt to retrieve function information from static context; however, no valid information is available because the erroneous functions are either deprecated or nonexistent. Although the LLM recognizes that `dns_message_t` and `isc_mem_t` objects must be properly cleaned up, it cannot perform the correction as it lacks the ability to actively access the source code.

Fake Definition: We find that *insufficient context often leads the LLM to fabricate definitions to bypass validation*. To measure this, we introduce a *fake check* to detect such cases automatically using *Tree-Sitter*. As shown in Table 3, removing this check inflates the apparent success rate. For instance, GPT-5.1-Mini’s passes rise from 49 to 56 under *Minimal* context, but 10 of these are fake, leaving only 46 genuine harnesses. Note that the number of passes with the check (49) is higher than the number of passes without the check, excluding fake cases ($56 - 10 = 46$). This is because including this check during validation pushes the model to continue harness generation until a valid one is obtained, which increases the chance of success. Under

TABLE 3: Harness generation results under different contexts (*Minimal* and *Header+Function Usage*) with and without fake-check validation. “#Fake” indicates false successful cases contained within the respective “#Pass (W/O Check)” results.

Model	Minimal				Header+Function Usage			
	With Check		W/O Check		With Check		W/O Check	
	#Pass	#Fake	#Pass	#Fake	#Pass	#Fake	#Pass	#Fake
Claude	50	0	56	6	64	0	64	0
GPT5-Mini	49	0	56	10	67	0	70	5
DeepSeek	42	0	61	24	57	0	70	23
Qwen	49	0	57	13	61	0	64	3

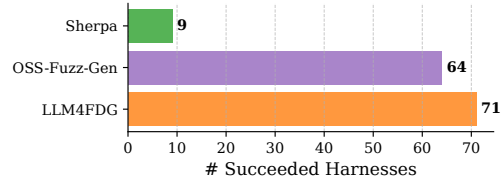


Figure 2: The number of successful harnesses generated by existing methods.

Header+Function Usage, the number of passes without check is 70, and yet 5 of them are fake. This trend holds across models, and more context information consistently suppresses fake generation, indicating that sufficient contextual grounding is essential for reliable harness synthesis.

Takeaway. Existing methods fail to proactively deliver the complete contextual information, limiting the effectiveness and reliability of harness generation. Furthermore, insufficient context encourages the LLM to generate fake definitions to bypass validation.

3.4. (RQ3) Pre-Structured Planning vs. LLM-Managed Planning

To understand which schema is more effective, we compare the LLM-managed planner like Sherpa [16] with the pre-structured systems such as LLM4FDG [6] and OSS-Fuzz-Gen [7] on the same dataset. As shown in Figure 2, Sherpa produces only 9 successful harnesses, far less than the pre-structured systems OSS-Fuzz-Gen and LLM4FDG. This significant gap mainly stems from misdetection of newly generated fuzz targets and frequent build errors in Sherpa. More specifically, Sherpa determines whether a new fuzz target is generated successfully by diffing the results of a clean build and the build with harness. However, the agent reuses the original name, so it fails to recognize the new fuzz target. When compiling the project, Sherpa does not have an explicit compilation workflow but fully relies on the agent itself, which often fails to fix the building errors within the retrying limits. In contrast, pre-structured systems adopt a carefully engineered workflow, which ensures stability.

In addition to the ineffectiveness, the LLM-managed planner also suffers from efficiency issues. For example, Sherpa does not provide concrete function usage examples or integration guidelines; as a result, the agent often spends substantial time walking through the project to understand and locate the necessary dependencies. Although the LLM-managed planner offers simplicity and flexibility, it struggles to fix building errors reliably and efficiently.

Takeaway. Harness generation requires a specific and structured workflow, which cannot be simply achieved by general code agents.

4. Challenges

Per the study in §3, existing frameworks exhibit limited capability in providing sufficient and effective context, leading to failures in valid harness generation.

Challenge 1: Effective Contextual Information Retrieval. An LLM relies on external data to extract useful context for harness generation, such as header files. It is crucial to leverage tool functions that can reliably obtain this information by interacting with the project codebase—for example, for header-file discovery and symbol source-code extraction. These tools must be both robust and accurate. Robustness ensures that they can operate across a wide range of projects while accuracy guarantees that the extracted information—such as header files—is reliable enough to aid LLM analysis without introducing noise. However, due to the complexity and heterogeneity of C/C++ projects, no off-the-shelf solution currently exists to the best of our knowledge.

Challenge 2: LLM’s Propensity to Exploit Validation Metrics. With the increased capacity of LLMs, we observe that LLMs tend to generate fake or placeholder definitions as discussed in §3.3 to bypass existing validation checks such as successful compilation. As a result, the model may generate syntactically valid yet logically meaningless code, leading to inflated success metrics and poor downstream fuzzing effectiveness.

Beyond the above two challenges, the unprecedented growth in software size and complexity introduces additional challenges for harness generation.

Challenge 3: Scalable and Reliable Compilation. While OSS-Fuzz provides a universal build script for project compilation, it is tailored to existing harnesses. When compiling a newly generated harness with this script, the process often raises compilation errors due to discrepancies in header inclusions, linking configurations, and other build dependencies. While small-scale studies can rely on manual fixes, scaling to hundreds of projects demands an automated and fault-tolerant compilation pipeline. The framework must be capable of distinguishing compilation errors originating from the build script versus those from the generated harness code and resolving them autonomously. Achieving this

requires fine-grained error analysis and specific strategies to mitigate compilation failures effectively.

Together, these challenges underscore that scaling LLM-based harness generation is no longer a matter of model capability alone. It requires a coordinated system-level effort to achieve automation across the entire pipeline.

5. Methodology

5.1. Design of HarnessAgent

To address the above challenges, we introduce a *tool-augmented agentic* framework, **HarnessAgent**, which dynamically retrieves the required context and is designed to support large-scale projects. Figure 3 illustrates the overview of HarnessAgent, which orchestrates LLM-based agents with the OSS-Fuzz build environment and a collection of lightweight tool functions for code retrieval and analysis. The framework follows the workflow discussed in §2.2, consisting of the *generation*, *compilation*, *fixing*, and *validation* modules.

In addition to these, HarnessAgent includes a new *tool pool* module to address **Challenge 1** described in §4. In particular, we introduce a set of specially designed tools that support proactive and precise retrieval of essential contextual information for harness generation and fixing. Unlike prior static designs with incomplete and passive context provision, our agent actively analyzes build logs, identifies missing dependencies, and iteratively supplies the LLM with targeted context for correction, enabling robust and scalable harness generation.

HarnessAgent is also equipped with an enhanced validation module that specifically targets the “reward-hacking” behavior of LLMs (i.e., deceptively bypassing existing validation checks) described in **Challenge 2**. Finally, to support scalable harness generation for large and complex real-world projects (**Challenge 3**), we design a novel compilation-error triage logic that automatically classifies build failures (e.g., missing headers, undefined references, unresolved symbols) and converts them into focused retrieval or code-fix actions for the agent, preventing the model from repeatedly generating code that is misaligned with actual build feedback.

5.2. Tool-Augmented Generation and Fixing

Guided by the insights derived from §3, our design principle is to provide the LLM with only minimal and essential context to reduce noise and unrelated information, while equipping it with a rich set of tools to retrieve and refine the information it truly needs.

5.2.1. Tool Pool. The *tool pool* module enables HarnessAgent to query and interact with the target project’s codebase through a reliable and well-defined interface. It supports a hybrid symbol and source retrieval architecture with two complementary backends, i.e., a *Language Server Protocol (LSP)* [21] interface and a *Grammar Tree Parser*. The

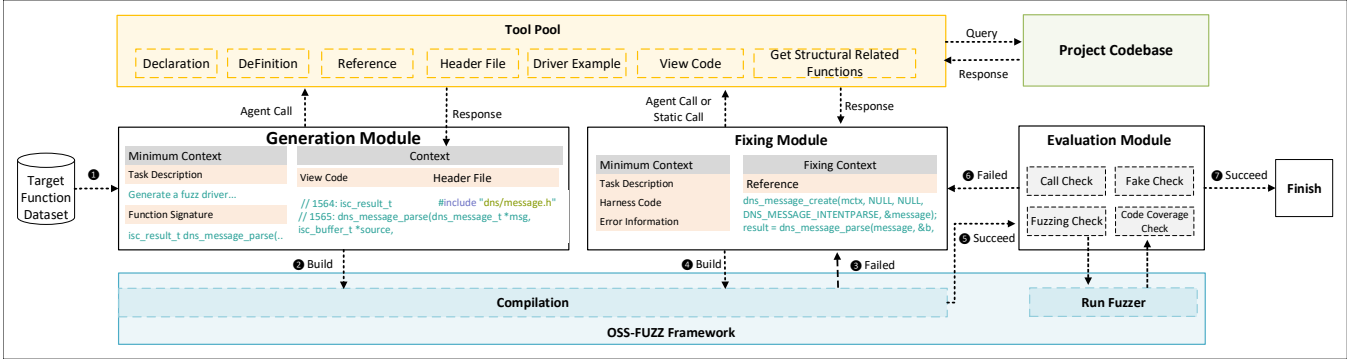


Figure 3: The agentic framework with tool augmentation for harness generation.

tool pool exposes a unified set of interfaces that allow the agent to obtain code information like symbol source code and header files. In detail, we include four categories with a total of seven tools:

- **Symbol Source Code Tools.** These tools retrieve essential program elements, including symbol definitions, declarations, header files, and function cross-references.
- **Structure Initialization and Destruction Tool.** To support semantic correctness, we provide a tool that identifies potential initialization and destruction functions for a given struct type. This is achieved by scanning the codebase for functions that accept the structure pointer as an argument or a return value in the same header file as the structure.
- **Code View Tool.** This tool allows the agent to view code segments given a file path and line number. It is particularly useful when the LLM needs to “drill down” into specific source regions to interpret complex logic or identify variable dependencies.
- **Find Driver Example Tool.** This tool finds all the driver files in the project, offering insights about the project’s necessary header files.

LSP-Based Retriever. We adopt *clangd* [44] as the language server for C and C++. We implement a dedicated client to communicate with the *clangd* backend and obtain symbol-related metadata.

The *clangd* language server provides APIs to locate symbol positions across the entire project. We first compare the namespaces of all candidate symbols and select the one with the largest overlap with the queried symbol to ensure accurate matching. Once the correct symbol location is identified, we use the provided APIs to retrieve both its definition, declaration, and cross-references.

After retrieving the location (starting line and file path) of the definition and declaration, we use *Tree-Sitter* [22] to extract the corresponding source code region. If *Tree-Sitter* fails to fully extract the function body (e.g., due to parse errors), we fall back to a line-based extraction strategy, collecting a context window of 50 lines from the starting position. If the LLM later determines that additional context is needed, it can invoke the *view code* tool to retrieve further source lines. For function references, we also use *Tree-Sitter*

to extract the source code of its caller function. The header files are inferred from the locations of the definition and declaration, and keep those with valid header extensions.

Grammar Tree-Based Retriever. The LSP-based retriever, however, may sometimes fail to obtain symbol source code due to two primary issues: 1) When header files are auto-generated from templates, the LSP often points to the template rather than the actual generated file; 2) *clangd* may produce incomplete or incorrect responses when the codebase contains numerous parsing or configuration errors.

To address these, we include an alternative retrieval system based on the grammar tree. Unlike the LSP-based method, the grammar-based retriever directly parses the source code syntax using *Tree-Sitter* [22]. We first use the *grep* command to find all the locations of the symbol. Then, for each file, it traverses the grammar tree to locate symbol declarations, definitions, and cross-references. This approach is significantly more robust for incomplete or partially compilable projects, ensuring that the agent can still acquire accurate structural information even when the LSP fails.

In practice, the two retrievers complement each other: the LSP-based system provides high semantic accuracy when project metadata is available, while the grammar-tree-based system ensures resilience in the presence of noisy, partially broken, or generated code. Together, they form a hybrid retrieval architecture that guarantees reliable and comprehensive access to code information across diverse real-world projects.

5.3. Enhanced Validation Module

As discussed in §3.3, LLMs tend to generate fake or placeholder definitions that can deceptively bypass existing validation checks, such as successful compilation. This can inflate the measured number of successfully generated harnesses while providing limited actual fuzzing effectiveness. To counter this, we augment the standard validation process with an additional *fake-definition check*. This check performs program analysis on the generated harness to detect any locally defined functions sharing the same name as the target function, ensuring that the

harness truly invokes the intended implementation rather than a fabricated placeholder. In particular, we leverage *Tree-sitter* [22] to parse the harness and identify whether there exists a function definition node with the same function name. This approach filters out cases where the LLM fabricates symbols or minimal stubs that compile but provide no meaningful fuzzing coverage.

5.4. Compilation Error Routing

To compile a newly-generated harness into a binary, there are two possible approaches. The first approach modifies the existing build script to integrate the new harness. However, this process either requires manual intervention or, when automated, is prone to frequent build failures—especially in large-scale, real-world projects. The second approach replaces the existing harness with the newly generated one, allowing direct compilation. While this method improves compilation success rates, it can still produce errors when the new harness requires specific build configurations, such as additional include paths, making it less reliable for large and heterogeneous projects.

To address this, we adopt the second approach and design a compilation-error triage strategy that distinguishes various compilation errors originating from build script misconfigurations from those caused by the harness code itself. Harness-related errors are sent directly to the fixing module for iterative correction, while other errors are handled using a universal strategy. If the universal strategy fails, the system automatically applies specialized handling for each type of compilation error without manual intervention. In particular, we focus on the following error types: link errors, inclusion errors, and missing header errors.

Universal Strategy. When the system encounters compilation errors arising from harness code, it will first try the universal strategy. Particularly, it attempts to switch to an alternative one, as projects typically contain multiple harness candidates, and a different harness may already include the correct build configuration. If all harnesses fail with the compilation errors, we adopt different strategies to handle the corresponding errors.

Handling Link Errors. Link errors (e.g., undefined reference) occur during the linking stage when the build process fails to locate symbol definitions required by the harness. These errors typically arise from incomplete linkage configurations in the build script and are hard to directly resolve by modifying the harness code. As editing build scripts is complex and project-dependent, our system avoids modifying them. Instead, we adopt the universal strategy as described above. If this fails, we will resort to the fixing module to infer potential fixes, such as missing external declarations.

Handling Inclusion Errors. Inclusion errors (e.g., `'lwip/opt.h' file not found`) arise when necessary include paths are not correctly specified in the compilation flags. To address this issue, our system automatically parses the compiler error logs, extracts the missing file path, and

updates the compilation environment by appending the corresponding include directories to *CFLAGS* or *CXXFLAGS*. This dynamic inclusion path augmentation can mitigate this issue without modifying the source files.

Handling Missing Header Errors. Even when the target header file of the function is correctly included, additional dependencies, such as configuration or type-definition headers, may still be missing. These secondary headers are often implicitly required by the target header. To address this, we introduce a driver example feedback mechanism that provides the existing driver examples in the project to the fixing module as context. By analyzing these examples, the fixing module can infer and supplement the missing header dependencies, ensuring a complete and compilable context for the harness.

6. Evaluation

To evaluate the real-world effectiveness of automatic harness generation, we design our study around the following key questions:

- ① Can existing methods reliably generate harnesses for real-world projects?
- ② Are the automatically generated harnesses effective when applied to fuzzing?
- ③ How do the tools perform in terms of code retrieval?
- ④ How do the proposed individual components contribute to the performance?
- ⑤ How efficient is our approach in generating harnesses?

6.1. Experimental Setup

All experiments were conducted on a desktop with 12th Gen Intel(R) Core(TM) i9-12900K processor with 64 GB of RAM and 2 TB of SSD storage. All methods has augmented with the fake check in the validation module by default.

Baselines. To evaluate the performance of our approach, we compare it against all three existing state-of-the-art approaches in automatic fuzz driver generation discussed in §3.1.

Datasets. We use the benchmark provided by OSS-Fuzz-Gen, which consists of 80 C projects and 256 C++ projects from the OSS-Fuzz repository. We first exclude projects that fail to build either the Docker image or the fuzz targets. Next, we filter out functions that cannot be used to generate harnesses, including (1) functions defined within anonymous namespaces and (2) functions lacking explicit signatures. After filtering, we retain 65 C projects and 178 C++ projects. Each project contains up to five candidate functions; due to time constraints, we select the first function from each project, resulting in a final dataset of 243 target functions.

Models. We adopt GPT5-Mini as our primary model for all experiments, as it provides an effective balance between model capability and monetary cost.

Evaluation Metric. We adopt the same evaluation criteria in §3.1 (excluding the semantic test) and introduce additional quantitative metrics to comprehensively assess harness generation and fuzzing performance:

TABLE 4: The harness generation performance of all compared methods. $SR@k$ denotes the accumulated success rate over k generation attempts.

	Success Rate	Raw Model	OSS-Fuzz-Gen	LLM4FDG	Sherpa	HarnessAgent
SR@1	C	46.15%	46.15%	55.38%	16.92%	72.31%
	C++	39.32%	38.76%	51.68%	23.59%	60.67%
SR@2	C	55.38%	52.31%	63.07%	18.46%	78.46%
	C++	49.44%	51.69%	58.99%	24.16%	70.22%
SR@3	C	60.00%	55.38%	69.23%	18.46%	87.69%
	C++	55.06%	54.49%	64.04%	24.72%	81.46%

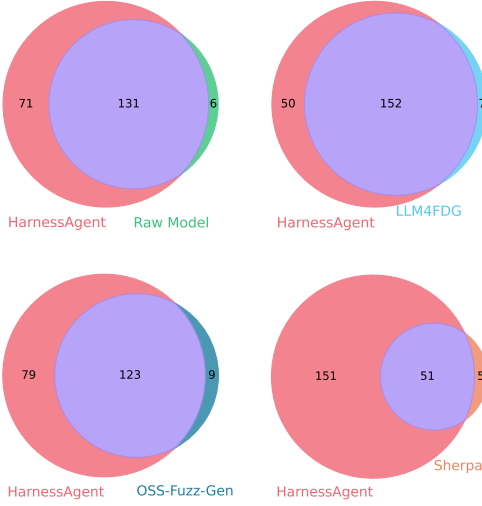


Figure 4: The overlapped successful project between HarnessAgent and the rest of the evaluated methods.

- $SR@k$. A harness is considered successful if it passes the evaluation criteria. The success rate is defined as the proportion of successful functions out of the total number of evaluated functions, and serves as our primary performance metric. We further define $SR@k$ as the accumulated success rate over k generation attempts.

- *Target Function Code Coverage*. Since our ultimate goal is to fuzz the *target function*, we require a fine-grained coverage measurement specific to that function rather than the entire harness. To achieve this, we re-measure the target function’s code coverage using the saved corpus generated during fuzzing. Concretely, we reset the coverage counters to zero at the entry of the target function and record the counters again immediately after its execution. The difference between the counters, typically managed via the instrumentation symbols `__start__sancov_cntrs` and `__stop__sancov_cntrs`, provides the coverage for each input. We then aggregate these results across all corpus inputs to obtain the overall target function coverage, reflecting how effectively the generated harness drives execution within the target function itself.

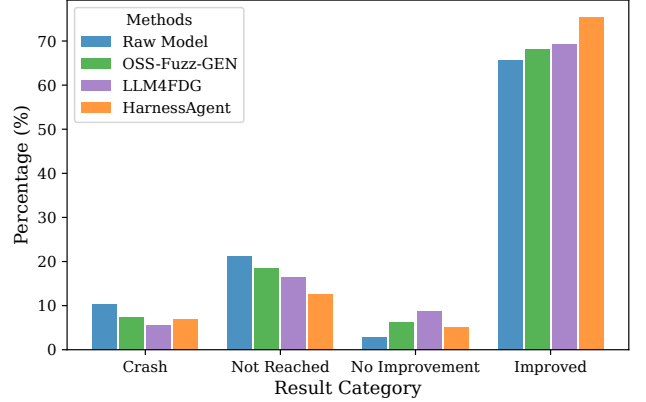


Figure 5: The one-hour fuzzing results for all evaluated methods.

6.2. Overall Performance of Automatic Harness Generation

Table 4 summarizes the overall harness generation performance of all compared methods. Across both C and C++ projects, our agent consistently achieves the highest $SR@k$ success rates. For C targets, HarnessAgent improves the $SR@1$ rate from 55.38% (LLM4FDG) to 72.31%, and for C++ targets from 51.68% to 60.67%. As the number of attempts increases, the gap widens further, reaching 81.53% and 75.84% at $SR@3$ for C and C++, respectively. These results demonstrate that our agent framework substantially enhances the robustness and generality of harness generation, particularly for complex C++ projects where dependency resolution and namespace management are challenging. The consistent improvements across $SR@k$ suggest that the agent’s iterative retrieval and correction mechanisms effectively recover from initial failures and refine the generated harnesses toward valid compilations.

To further analyze the complementarity between methods, Figure 4 presents the overlap of successful harnesses between HarnessAgent and baseline systems. Compared with LLM4FDG, our agent generates 50 unique harnesses that the baseline fails to produce, while only 7 are exclusive to LLM4FDG, and 152 are shared. A similar trend is observed against the raw generation baseline, where HarnessAgent contributes 58 unique successes. These results highlight that the agent not only improves the overall success rate but also broadens the coverage of target functions, uncovering additional harnessable functions that rule-based or single-pass LLM approaches overlook. The larger exclusive region of HarnessAgent in the Venn diagrams reflects its superior adaptability and its ability to handle diverse build environments and function patterns. Note that since the Sherpa only have limited successful harnesses, we will ignore it for the rest of evaluation.

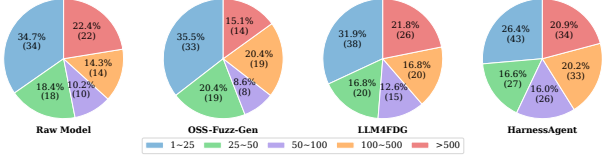


Figure 6: The fine-grained target function coverage distribution for evaluated methods.

6.3. Effectiveness of LLM Generated Harness

To assess the practical effectiveness of the generated fuzz drivers, we fuzz each target for one hour with libfuzzer [4] and categorize the outcomes into four groups based on the fuzzing results:

- *Crash* indicates that the generated harness triggers runtime failures or address sanitizer violations [45] during fuzzing.
- *Not Reached* means the harness executes but never invokes the target function.
- *Constant Coverage* refers to cases where the target function is exercised, yet the coverage remains unchanged throughout fuzzing.
- *Improved* denotes that the harness successfully increases the branch or function coverage of the target.

Overall effectiveness of automatic generation. As shown in Figure 5, all existing methods demonstrate that automatic harness generation is generally effective. Across Raw, OSS-Fuzz-Gen, and LLM4FDG, more than half of the evaluated targets achieved increased coverage, 65.7%, 52.7%, and 69.2%, respectively. This indicates that most generated harnesses are functional and capable of driving fuzzers to explore previously unseen code paths. Meanwhile, a small fraction of harnesses (5–10%) triggered runtime crashes, which is reasonable given that each target was fuzzed for only one hour—insufficient to expose deep or complex bugs. In contrast, a higher ratio of *Not Reached* cases (10–21%) indicates that while existing systems can produce broadly functional harnesses, their ability to precisely invoke target APIs remains limited.

The Agent also improves the quality of the generated harnesses. Among all methods, the proposed HarnessAgent achieves the highest ratio of *Improved* cases (75.0%) and the lowest proportions of *Not Reached* (12.5%) outcomes. In contrast, LLM4FDG attains 68% *Improved* and 18.4% *Not Reached*, while raw model achieves only 65.6% *Improved* with a substantially higher 10.2% crash rate. This consistent reduction in both instability and non-reachability demonstrates that HarnessAgent produces not only more functional but also more semantically correct harnesses that effectively exercise the intended targets. As a result, the harnesses generated by HarnessAgent contribute to broader and more stable coverage improvements across real-world projects.

Fine-grained coverage distribution analysis. To further understand the quality of the Improved harnesses, we analyze the target function coverage distribution (Figure 6).

TABLE 5: The tool call response rate (%) of our HarnessAgent tool and fuzz introspector tool.

Tool	Header	Declaration	Definition	Reference	View code
Introspector	50.95	58.28	65.75	19.42	94.85
HarnessAgent	94.29	93.91	93.79	66.54	96.70
- LSP	83.21	85.16	88.44	47.08	-
- Parser	11.07	8.75	5.35	19.46	-
#Total Call	840	640	692	484	1941

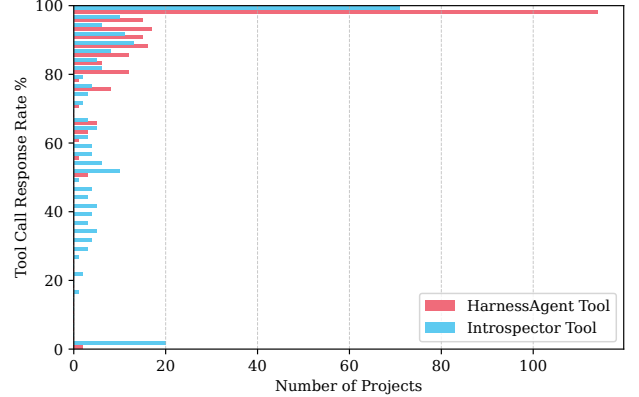


Figure 7: The distribution of tool call response rate for all projects with HarnessAgent tool and the Fuzz Introspector tool.

While all methods tend to concentrate in the low-coverage ranges (1–50 branches), Agent-generated harnesses shift the distribution toward higher coverage levels (100–500 and > 500). This suggests that harnesses generated by HarnessAgent are not only more likely to reach the target but also to explore it more thoroughly.

6.4. Tool Performance

To evaluate the efficiency and robustness of our tool, we record all tool invocations during execution, including both the request details (tool name and parameters) and the corresponding responses. To measure tool performance, we define the *response rate* as the ratio of non-empty responses to the total number of tool calls. Although this metric may slightly overestimate the actual accuracy because some responses might be incorrect, it provides a reasonable proxy for practical usability. A higher response rate indicates that the tool can return useful information on demand. For comparison, we also queried the local Fuzz Introspector tool [24] with the same set of symbol requests under identical conditions. Note that Fuzz Introspector can only get the header, declaration, definition, cross-reference, and file source code (view code); therefore, we only compare those five tools.

Our tool is significantly more effective than the Fuzz Introspector. From the overall results in Table 5, our tool achieves the highest response rate across all query categories. It attains 94.29% for header retrieval, 93.91% for declarations, and 93.79% for definitions, outperforming the LSP alone (83.21–88.44%) and the Fuzz Introspector

TABLE 6: The impact of disabling individual components on harness generation performance. The table reports the change in success rate ($\Delta SR@3$) after disabling each component from the pipeline.

Disable		Compila tion	Fake Check	Tools			
				Header	Definition	Reference	View Code
C	$\Delta SR@3(\%)$	6.2↓	12.31↓	16.92↓	4.62↓	7.69 ↓	13.84↓
C++	$\Delta SR@3(\%)$	7.7↓	17.98↓	21.35↓	6.18↓	7.30 ↓	8.99↓

TABLE 7: The harness generation performance for all evaluated models. Here, we use $SR@I(\%)$ to denotes measure the performance due to the time limit.

Method		Claude	GPT5-Mini	Qwen	DeepSeek
C	Raw Model	38.46	46.15	36.92	40.00
	HarnessAgent	63.08	72.31	46.15	49.23
C++	Raw Model	42.13	39.32	40.45	34.83
	HarnessAgent	64.61	60.67	48.31	51.12

(50.95–65.75%) by large margins. Among our two tool systems, the LSP contributes to the majority of successful responses (over 80%), which provides high-precision symbol localization. When the LSP fails, the parser is used as a fallback. Although the parser alone achieves limited recall (no higher than 11%), it provides essential resilience by resolving symbols that the LSP cannot handle. This hierarchical design achieves a balance between precision and robustness, enabling our tool to maintain a high overall response rate across all tool call categories.

Our tool demonstrates substantially higher robustness from the project-level perspective. As shown in Figure 7, most projects achieve response rates close to 100%, indicating that our method performs reliably across diverse build environments and codebases. In contrast, Fuzz Introspector exhibits a broad and uneven distribution, with many projects clustered below 60% or even failing entirely. This gap highlights that our LSP-Parser hybrid design not only improves the average response rate but also minimizes project-level failures.

6.5. Ablation Study

Component: To understand the contribution of each component (compilation, validation, and tool support) in our pipeline, we disable them individually and measure the drop in success rate ($\Delta SR@3$) as shown in Table 6. Disabling the validation component (Fake Check) leads to a far larger degradation (12.31% for C and 17.98% for C++), demonstrating that validation is critical for filtering incorrect or partially hallucinated harnesses. Compilation also has a noticeable impact: removing it decreases $\Delta SR@3$ by 6.2% for C and 7.7% for C++, indicating that fine-grained compilation error routing can mitigate the build issue to some extent.

Among the tooling modules, disabling any single tool consistently harms performance; for example, removing

TABLE 8: The time, token usage, and monetary cost for all evaluated methods. Avg. denotes the average cost computed over the successful function only.

Method	Total Time	Total Token(M)		Cost(\$)	
		Input	Output	Total	Avg.
Raw Model	11h08m	4.815	6.494	13.78	0.138
OSS-Fuzz-Gen	04h18m	2.075	3.000	6.460	0.057
LLM4FDG	08h12m	6.839	4.341	9.855	0.077
HarnessAgent	09h17m	65.186	11.869	35.73	0.215

header tool results in the largest drop (16.92% and 21.35%), followed by view code (13.84% and 8.99%). These results show that rich tool-assisted context retrieval is indispensable for internal-function harness generation. Overall, the ablation indicates that all three components collectively reinforce the pipeline, and removing any of them substantially degrades performance.

Model: To investigate the impact of models to our approach, we also evaluate the models in §3.1 on the same dataset. Table 7 reports the harness-generation performance across four representative LLMs: Claude, GPT5-Mini, Qwen, and DeepSeek, evaluated under both C and C++ settings. We measure performance using $SR@I$ due to the imposed time limit. Across all models and languages, HarnessAgent consistently outperforms the Raw Model, often by a large margin. Among those models, GPT5-Mini boost the performance the most, 26% for C and 21% for C++.

From this table, we can observe that *the model’s tool usage ability instead of the model’s internal knowledge determines the performance of harness generation*. For example, DeepSeek and GPT5-Mini has a lower performance than Qwen for Raw model under C++ dataset, which means the Qwen has better pretrained knowledge. Yet, DeepSeek and GPT5-Mini achieve better results after enabling the tool usage, which demonstrate the better tool usage ability and reasoning ability.

6.6. Agent Efficiency

Table 8 summarizes the total time, token usage, and monetary cost of all evaluated methods. The “Avg.” column reports the per-function average cost computed over successful cases only. Execution time is measured with eight processes running in parallel. Our approach, HarnessAgent, achieves the highest overall success rate but naturally consumes more tokens than other methods due to its extensive tool usage and its ability to generate more challenging harnesses. Nevertheless, its average cost per successful function remains competitive with that of a human expert. In terms of running time, Raw Model, LLM4FDG, and HarnessAgent exhibit comparable end-to-end execution times. OSS-Fuzz-Gen appears faster primarily due to engineering optimizations such as Docker caching, which substantially reduces compilation overhead—a major contributor to the overall running time.

7. Related Work

7.1. Automatic Fuzzing Harness Generation

Existing efforts for automatic fuzzing harness generation can be broadly categorized into *static* and *dynamic* approaches, depending on whether they rely on code analysis or runtime feedback to construct valid API call sequences.

Static Methods. Static approaches infer API dependencies and argument structures through program analysis of existing reference code. FUDGE [8] slices consumer programs to extract usage contexts for target functions, while FuzzGen [25], Winnie [10], and APICraft [9] analyze dependency graphs or execution traces to reconstruct API relationships. RULF [46] and RPG [47] synthesize valid API sequences based on type inference and dependency resolution. Although these approaches achieve reasonable correctness for API-level targets, they depend heavily on analyzable consumer code or well-defined specifications. Libraries lacking external references or complex internal interactions remain difficult to handle.

Dynamic Methods. Dynamic approaches, in contrast, construct harnesses through runtime observation and feedback-driven refinement. Hopper [11] dynamically compose valid API call sequences through interpreter execution or coverage feedback. OGHarn [27] mutationally stitches together candidate harnesses from API headers and retains those that pass its correctness oracles including compilation, execution, and coverage, to automatically derive semantically-valid harnesses. GraphFuzz [12] performs harness synthesis during fuzzing, mutating and validating API chains according to runtime coverage. AFGen [5] generalizes this process to arbitrary functions using dependency learning, and NEXZZER [48] updates dynamic API graphs by incorporating fuzzing feedback and type matching. Daisy [49] extracts dynamic object-usage sequences from real library consumers and merges them to synthesize API call chains with valid object lifecycles. While dynamic methods reduce reliance on consumer code, they often require predefined schemas, manual filtering, or domain-specific constraints to ensure correctness.

Overall, both static and dynamic approaches advance automation but remain limited by shallow semantic understanding and constrained adaptability, leading to high false positives. This motivates recent works to infer richer contextual and functional relationships with LLM.

7.2. LLM for Fuzzing Harness Generation

Recent advances employ large language models (LLMs) to automate fuzzing harness generation by leveraging their capability to understand code semantics and infer usage constraints. Existing LLM-based approaches can be divided into two categories: API harness generation and target function harness generation.

API Harness Generation. Early studies such as PromptFuzz [32], PromeFuzz [33], and CKGFuzzer [34] focus on

constructing harnesses for public APIs. The main difference lies in the context information they provide for the LLM. PromptFuzz prompts LLMs with basic function signatures and documentation to generate syntactically correct drivers. CKGFuzzer [34] incorporates call graph knowledge to enhance semantic correctness while continuously refining both the fuzz driver and input seeds. PromeFuzz [33] integrates various knowledge, such as call graph and dependency graph, into the generation and introduces a dedicated sanitizer module to refine harness quality and triage crashes.

Target Function Harness Generation. Comparing the API harness generation, there are a few efforts to generate the fuzz harness for arbitrary internal functions. OSS-FuzzGen [7] introduces an LLM-based framework that iteratively generates, compiles, and validates harnesses using feedback from fuzzing and build systems. LLM4FDG [6] further explores the LLM-guided driver generation with various prompt designs. Different from the predefined workflows used in prior work, Sherpa [16] leverages the general-purpose code agent Codex [37] to generate harnesses for uncovered functions. This design significantly reduces the human effort required to engineer task-specific pipelines, but in practice, it frequently encounters compilation issues that limit its overall reliability. While these frameworks represent an important step toward target harness generation, they still face challenges in actively providing sufficient program context, handling compilation failures, and ensuring the semantic validity of the generated harnesses.

8. Conclusion

State-of-the-art harness generation methods heavily rely on static or incomplete context provisioning, which often leads to failures in generating functional harnesses. In this paper, we propose HarnessAgent, an end-to-end tool-augmented agentic framework that substantially improves harness construction. It incorporates a hybrid tool pool and an effective compilation-error triage strategy. Our evaluation on 243 target functions from OSS-Fuzz projects shows that HarnessAgent improves the three-shot success rate by approximately 20% over state-of-the-art techniques, demonstrating its effectiveness.

Ethics Considerations

This work focuses on automating the construction of fuzzing harnesses to improve software testing and vulnerability discovery. All experiments were conducted on open-source projects included in the OSS-Fuzz ecosystem, following its guidelines for responsible testing. No zero-day vulnerabilities were intentionally targeted, exploited, or disclosed beyond normal fuzzing behavior, and no harmful or malicious code was generated. The techniques developed in this paper are intended solely to support secure software development and were evaluated in controlled environments to avoid unintended impact on real-world systems.

LLM Usage Considerations

Large Language Models (LLMs) were used to assist with drafting and polishing portions of the text in this paper. All technical content, experimental results, and claims were authored, verified, and validated by the researchers. The final paper has been thoroughly reviewed to ensure accuracy, completeness, and consistency with the underlying research.

Acknowledgment

This work was supported by National Science Foundation (NSF) awards TI-2533222, CNS-2340198, OAC-2319880, and CNS-2213727. Any opinions, findings, and conclusions or recommendations expressed herein are those of the authors and do not necessarily reflect the views of the US government or NSF.

References

- [1] X. Zhu, S. Wen, S. Camtepe, and Y. Xiang, “Fuzzing: A survey for roadmap,” *ACM Comput. Surv.*, vol. 54, no. 11s, Sep. 2022. [Online]. Available: <https://doi.org/10.1145/3512345>
- [2] M. Böhme, V.-T. Pham, and A. Roychoudhury, “Coverage-based greybox fuzzing as markov chain,” in *Proceedings of the 2016 ACM SIGSAC Conference on Computer and Communications Security*, 2016, pp. 1032–1043.
- [3] A. Fioraldi, D. Maier, H. Eißfeldt, and M. Heuse, “Afl++: combining incremental steps of fuzzing research,” in *Proceedings of the 14th USENIX Conference on Offensive Technologies*, ser. WOOT’20. USA: USENIX Association, 2020.
- [4] K. Serebryany, “Continuous fuzzing with libfuzzer and addresssanitizer,” in *2016 IEEE Cybersecurity Development (SecDev)*, 2016, pp. 157–157.
- [5] Y. Liu, Y. Wang, X. Jia, Z. Zhang, and P. Su, “Afgem: Whole-function fuzzing for applications and libraries,” in *2024 IEEE Symposium on Security and Privacy (SP)*. IEEE, 2024, pp. 1901–1919.
- [6] C. Zhang, Y. Zheng, M. Bai, Y. Li, W. Ma, X. Xie, Y. Li, L. Sun, and Y. Liu, “How effective are they? exploring large language model based fuzz driver generation,” in *Proceedings of the 33rd ACM SIGSOFT International Symposium on Software Testing and Analysis*, ser. ISSTA 2024. New York, NY, USA: Association for Computing Machinery, 2024, p. 1223–1235. [Online]. Available: <https://doi.org/10.1145/3650212.3680355>
- [7] D. Liu, O. Chang, J. metzman, M. Sablotny, and M. Maruseac, “OSS-Fuzz-Gen: Automated Fuzz Target Generation,” May 2024. [Online]. Available: <https://github.com/google/oss-fuzz-gen>
- [8] D. Babić, S. Bucur, Y. Chen, F. Ivančić, T. King, M. Kusano, C. Lemieux, L. Szekeres, and W. Wang, “Fudge: fuzz driver generation at scale,” in *Proceedings of the 2019 27th ACM Joint Meeting on European Software Engineering Conference and Symposium on the Foundations of Software Engineering*, ser. ESEC/FSE 2019. New York, NY, USA: Association for Computing Machinery, 2019, p. 975–985. [Online]. Available: <https://doi.org/10.1145/3338906.3340456>
- [9] C. Zhang, X. Lin, Y. Li, Y. Xue, J. Xie, H. Chen, X. Ying, J. Wang, and Y. Liu, “{APICraft}: Fuzz driver generation for closed-source {SDK} libraries,” in *30th USENIX Security Symposium (USENIX Security 21)*, 2021, pp. 2811–2828.
- [10] J. Jung, S. Tong, H. Hu, J. Lim, Y. Jin, and T. Kim, “Winnie: Fuzzing windows applications with harness synthesis and fast cloning,” in *Proceedings of the 2021 Network and Distributed System Security Symposium (NDSS 2021)*, 2021.
- [11] P. Chen, Y. Xie, Y. Lyu, Y. Wang, and H. Chen, “Hopper: Interpretative fuzzing for libraries,” in *Proceedings of the 2023 ACM SIGSAC Conference on Computer and Communications Security*, 2023, pp. 1600–1614.
- [12] H. Green and T. Avgerinos, “Graphfuzz: Library api fuzzing with lifetime-aware dataflow graphs,” in *Proceedings of the 44th International Conference on Software Engineering*, 2022, pp. 1070–1081.
- [13] J. Wang and Y. Chen, “A review on code generation with llms: Application and evaluation,” in *2023 IEEE International Conference on Medical Artificial Intelligence (MedAI)*. IEEE, 2023, pp. 284–289.
- [14] J. Jiang, F. Wang, J. Shen, S. Kim, and S. Kim, “A survey on large language models for code generation,” *arXiv preprint arXiv:2406.00515*, 2024.
- [15] C. E. Jimenez, J. Yang, A. Wettig, S. Yao, K. Pei, O. Press, and K. Narasimhan, “Swe-bench: Can language models resolve real-world github issues?, 2024,” URL <https://arxiv.org/abs/2310.06770>, vol. 7, 2023.
- [16] K. Dynamics, “Sherpa: Security harness engineering for robust program analysis,” 2025, developed as part of DARPA’s AI Cyber Challenge (AIXCC). [Online]. Available: <https://github.com/AIXCyberChallenge/sherpa.git>
- [17] Y. Deng, C. S. Xia, H. Peng, C. Yang, and L. Zhang, “Large language models are zero-shot fuzzers: Fuzzing deep-learning libraries via large language models,” in *Proceedings of the 32nd ACM SIGSOFT international symposium on software testing and analysis*, 2023, pp. 423–435.
- [18] Y. Deng, C. S. Xia, C. Yang, S. D. Zhang, S. Yang, and L. Zhang, “Large language models are edge-case generators: Crafting unusual programs for fuzzing deep learning libraries,” in *Proceedings of the 46th IEEE/ACM international conference on software engineering*, 2024, pp. 1–13.
- [19] L. Huang, W. Yu, W. Ma, W. Zhong, Z. Feng, H. Wang, Q. Chen, W. Peng, X. Feng, B. Qin *et al.*, “A survey on hallucination in large language models: Principles, taxonomy, challenges, and open questions,” *ACM Transactions on Information Systems*, vol. 43, no. 2, pp. 1–55, 2025.
- [20] N. F. Liu, K. Lin, J. Hewitt, A. Paranjape, M. Bevilacqua, F. Petroni, and P. Liang, “Lost in the middle: How language models use long contexts,” *Transactions of the Association for Computational Linguistics*, vol. 12, pp. 157–173, 2024.
- [21] Microsoft, “What is the language server protocol?” <https://microsoft.github.io/language-server-protocol/overviews/lsp/overview/>.
- [22] “Tree-sitter.” [Online]. Available: <https://github.com/tree-sitter/tree-sitter>
- [23] A. Arya, O. Chang, J. Metzman, K. Serebryany, and D. Liu, “OSS-Fuzz.” [Online]. Available: <https://github.com/google/oss-fuzz>
- [24] “fuzz-introspector.” [Online]. Available: <https://github.com/ossf/fuzz-introspector>
- [25] K. Ispoglou, D. Austin, V. Mohan, and M. Payer, “FuzzGen: Automatic fuzzer generation,” in *29th USENIX Security Symposium (USENIX Security 20)*. USENIX Association, Aug. 2020, pp. 2271–2287. [Online]. Available: <https://www.usenix.org/conference/usenixsecurity20/presentation/ispoglou>
- [26] M. Heus, “Fuzzing Made Easy #1: A beginner’s guide to writing a fuzzing harness,” <https://srlabs.de/blog/guide-to-writing-fuzzing-harness>, 2025.
- [27] G. Sherman and S. Nagy, *No Harness, No Problem: Oracle-Guided Harnessing for Auto-Generating C API Fuzzing Harnesses*. IEEE Press, 2025, p. 165–177.
- [28] C. Rahalkar, “Automated fuzzing harness generation for library apis and binary protocol parsers,” *arXiv preprint arXiv:2306.15596*, 2023.

- [29] C. Zhang, Y. Li, H. Zhou, X. Zhang, Y. Zheng, X. Zhan, X. Xie, X. Luo, X. Li, Y. Liu *et al.*, “Automata-guided control-flow-sensitive fuzz driver generation,” in *USENIX Security Symposium*, 2023, pp. 2867–2884.
- [30] B. Jeong, J. Jang, H. Yi, J. Moon, J. Kim, I. Jeon, T. Kim, W. Shim, and Y. H. Hwang, “Utopia: Automatic generation of fuzz driver using unit tests,” in *2023 IEEE Symposium on Security and Privacy (SP)*. IEEE, 2023, pp. 2676–2692.
- [31] M. Zhang, J. Liu, F. Ma, H. Zhang, and Y. Jiang, “Intelligen: Automatic driver synthesis for fuzz testing,” in *2021 IEEE/ACM 43rd International Conference on Software Engineering: Software Engineering in Practice (ICSE-SEIP)*, 2021, pp. 318–327.
- [32] Y. Lyu, Y. Xie, P. Chen, and H. Chen, “Prompt fuzzing for fuzz driver generation,” in *Proceedings of the 2024 on ACM SIGSAC Conference on Computer and Communications Security*, 2024, pp. 3793–3807.
- [33] Y. Liu, J. Deng, X. Jia, Y. Wang, M. Wang, L. Huang, T. Wei, and P. Su, “Promefuzz: A knowledge-driven approach to fuzzing harness generation with large language models.”
- [34] H. Xu, W. Ma, T. Zhou, Y. Zhao, K. Chen, Q. Hu, Y. Liu, and H. Wang, “Ckgfuzzer: Llm-based fuzz driver generation enhanced by code knowledge graph,” in *2025 IEEE/ACM 47th International Conference on Software Engineering: Companion Proceedings (ICSE-Companion)*. IEEE, 2025, pp. 243–254.
- [35] L. Mei, J. Yao, Y. Ge, Y. Wang, B. Bi, Y. Cai, J. Liu, M. Li, Z.-Z. Li, D. Zhang *et al.*, “A survey of context engineering for large language models,” *arXiv preprint arXiv:2507.13334*, 2025.
- [36] Claude, “Claude code?” <https://claude.com/product/claude-code>.
- [37] “codex.” [Online]. Available: <https://github.com/openai/codex>
- [38] “spdk.” [Online]. Available: <https://github.com/spdk/spdk>
- [39] Claude, “Claude haiku,” <https://www.anthropic.com/news/claude-haiku-4-5>.
- [40] OpenAI, “Gpt5,” <https://openai.com/gpt-5/>.
- [41] Q. Team, “Qwen3 technical report,” 2025. [Online]. Available: <https://arxiv.org/abs/2505.09388>
- [42] DeepSeek-AI, “Deepseek-v3.2-exp: Boosting long-context efficiency with deepseek sparse attention,” 2025.
- [43] “bind9.” [Online]. Available: <https://gitlab.isc.org/isc-projects/bind9>
- [44] “clangd.” [Online]. Available: <https://github.com/clangd/clangd>
- [45] K. Serebryany, D. Bruening, A. Potapenko, and D. Vyukov, “Addresssanitizer: A fast address sanity checker,” in *USENIX ATC 2012*, 2012. [Online]. Available: <https://www.usenix.org/conference/usenixfederatedconferencesweek/addresssanitizer-fast-address-sanity-checker>
- [46] J. Jiang, H. Xu, and Y. Zhou, “Rulf: Rust library fuzzing via api dependency graph traversal,” in *2021 36th IEEE/ACM International Conference on Automated Software Engineering (ASE)*. IEEE, 2021, pp. 581–592.
- [47] Z. Xu, B. Wu, C. Wen, B. Zhang, S. Qin, and M. He, “Rpg: Rust library fuzzing with pool-based fuzz target generation and generic support,” in *Proceedings of the IEEE/ACM 46th International Conference on Software Engineering*, 2024, pp. 1–13.
- [48] J. Lin, Q. Zhang, J. Li, C. Sun, H. Zhou, C. Luo, and C. Qian, “Automatic library fuzzing through api relation evolvement,” in *Proceedings of the 2025 Network and Distributed System Security Symposium (NDSS 2025)*, 2025.
- [49] M. Zhang, C. Zhou, J. Liu, M. Wang, J. Liang, J. Zhu, and Y. Jiang, “Daisy: Effective fuzz driver synthesis with object usage sequence analysis,” in *2023 IEEE/ACM 45th International Conference on Software Engineering: Software Engineering in Practice (ICSE-SEIP)*, 2023, pp. 87–98.