

---

# ASSUMPTION-LEAN DIFFERENTIAL VARIANCE INFERENCE FOR HETEROGENEOUS TREATMENT EFFECT DETECTION

---

**Philippe A. Boileau**  
McGill University, and  
Research Institute of the McGill  
University Health Centre  
philippe.boileau@mcgill.ca

**Hani Zaki**  
Université de Montréal  
hani.zaki@umontreal.ca

**Gabriele Lileikyte**  
Lund University  
gabriele.lileikyte@med.lu.se

**Niklas Nielsen**  
Lund University  
niklas.nielsen@med.lu.se

**Patrick R. Lawler**  
McGill University,  
Research Institute of the McGill  
University Health Centre, and  
University of Toronto  
patrick.lawler@mcgill.ca

**Mireille E. Schnitzer**  
Université de Montréal, and  
McGill University  
mireille.schnitzer@umontreal.ca

## ABSTRACT

The conditional average treatment effect (CATE) is frequently estimated to refute the homogeneous treatment effect assumption. Under this assumption, all units making up the population under study experience identical benefit from a given treatment. Uncovering heterogeneous treatment effects through inference about the CATE, however, requires that covariates truly modifying the treatment effect be reliably collected at baseline. CATE-based techniques will necessarily fail to detect violations when effect modifiers are omitted from the data due to, for example, resource constraints. Severe measurement error has a similar impact. To address these limitations, we prove that the homogeneous treatment effect assumption can be gauged through inference about contrasts of the potential outcomes' variances. We derive causal machine learning estimators of these contrasts and study their asymptotic properties. We establish that these estimators are doubly robust and asymptotically linear under mild conditions, permitting formal hypothesis testing about the homogeneous treatment effect assumption even when effect modifiers are missing or mismeasured. Numerical experiments demonstrate that these estimators' asymptotic guarantees are approximately achieved in experimental and observational data alike. These inference procedures are then used to detect heterogeneous treatment effects in the re-analysis of randomized controlled trials investigating targeted temperature management in cardiac arrest patients.

**Keywords** causal inference · machine learning · nonparametric statistics · semiparametric efficiency · targeted learning

## 1 Introduction

Causal inference analyses are largely focused on contrasts of means. The canonical analysis of a continuous outcome in a parallel group design takes the average treatment effect (ATE) as the target of inference. The ATE is defined as the difference of the potential outcomes' means, where potential outcomes are the outcomes that would be observed had observations been assigned to the treatment or control groups [Neyman et al., 1990, Rubin, 1974].

While the difference of the potential outcome distributions' first moment is widely accepted as a useful summary of the individual treatment effect (ITE) distribution, it only provides a complete characterization of this distribution under the homogeneous ITE assumption. This assumption states that the ITE is constant in the population under study.

The ATE therefore fails to capture all information provided by the ITE distribution unless it is degenerate. Let  $Y^{(0)} = f^{(0)}(W) + \epsilon^{(0)}$  and  $Y^{(1)} = f^{(1)}(W) + \epsilon^{(1)}$ , where  $Y^{(0)}$  and  $Y^{(1)}$  are continuous potential outcomes for the control and treatment groups, respectively,  $W$  is a random vector of pre-treatment covariates, and  $\epsilon^{(0)}$  and  $\epsilon^{(1)}$  are mean-zero random noise variables that are independent of  $f^{(0)}(W)$  and  $f^{(1)}(W)$ , respectively. Then the homogeneous ITE assumption is only met in pathological data-generating processes (DGPs) where  $f^{(0)}(W) = f^{(1)}(W) - \gamma$  almost surely (a.s.) for some fixed  $\gamma \in \mathbb{R}$  and  $\epsilon^{(0)} = \epsilon^{(1)}$  such that  $Y^{(1)} - Y^{(0)} = \gamma$ . Here,  $\gamma$  corresponds to the ATE. Violations of this assumption occur when at least one treatment effect modifier — that is, a pre-treatment covariate that interacts with the treatment — is present such that  $f^{(0)}(W) \neq f^{(1)}(W) - \gamma$  a.s. for any  $\gamma \in \mathbb{R}$  or when the treatment is innately heterogeneous, meaning  $\epsilon^{(0)} \neq \epsilon^{(1)}$ .

Practitioners in numerous fields have readily acknowledged that the ATE provides a generally insufficient comparison of competing treatments' effects. Decisions informed solely by inference about the ATE can result in unwelcome consequences for subgroups of the population. In medicine, for example, myriad clinical trials that have failed to show that an investigatory therapy meaningfully improves patient outcomes relative to the standard of care on average, yet provided evidence of a differential effect in some patient phenotypes [see, for instance, the following oncology trials: Butts et al., 2014, Ang et al., 2014, Zhu et al., 2015]. Patients likely to benefit from these novel therapies cannot access them, however, pending future trials and eventual regulatory approval. Indeed, the subfield of precision medicine seeks to uncover such heterogeneous treatment effects, using them to efficiently tailor patient care and develop treatment guidelines.

Numerous methods for quantifying treatment effect heterogeneity have therefore been developed to supplement inference about the ATE. Chief among them are inference procedures based on the conditional average treatment effect (CATE) [see Luedtke and van der Laan, 2016, Chen et al., 2017, Wager and Athey, 2018, Chernozhukov et al., 2018, Levy et al., 2021, Zhao et al., 2021, Bahamyirou et al., 2022, Kennedy, 2023, a non-exhaustive list of examples]. The CATE, defined as  $\mathbb{E}[Y^{(1)} - Y^{(0)} | W]$ , can be used to determine strata of observations that experience increased, or decreased, average benefit as a function of their covariates. As a result, these approaches are unable to detect innate heterogeneity due to the treatment — that is, when  $f^{(0)}(W) = f^{(1)}(W) - \gamma$  a.s. but  $\epsilon^{(0)} \neq \epsilon^{(1)}$ . Another limitation is that they can only uncover effect heterogeneity if the treatment effect modifiers are included in the set of pre-treatment covariates on which the CATE is conditioned. CATE-based procedures are therefore unable to detect treatment effect heterogeneity when treatment effect modifiers are not measured during data collection. Including a large number of potential effect modifiers in the CATE's conditioning set may not be a reasonable strategy for uncovering drivers of effect heterogeneity, either. Kennedy [2023] proved that high-dimensional inference about the CATE is unreliable unless unverifiable simplifying assumptions are made about the DGP, like sparsity. Recent work by Boileau et al. [2025a] provided additional empirical evidence that inference procedures for the CATE produced elevated false positive and negative rates when attempting to identify treatment effect modifiers from among many pre-treatment covariates.

Inference procedures for treatment effect modifier variable importance parameters (TEM-VIPs) offer an alternative avenue for detecting treatment effect heterogeneity [Williamson et al., 2021, Boileau et al., 2023, Williamson et al., 2023, Hines et al., 2025+, Boileau et al., 2025b, Ziersen and Martinussen, 2025]. Given a set of pre-treatment covariates, these approaches evaluate variables' individual capacity for treatment effect modification using variable importance parameters. These methods also permit formal hypothesis testing about these parameters in diverse semiparametric models: pre-treatment covariates with statistically significant tests provide evidence of a heterogeneous treatment effect. These TEM-VIP procedures, like the CATE-based approaches, can only uncover effect heterogeneity when the effect modifiers are included in the data. Even when at least one effect modifier is included in a high-dimensional dataset, weak effect modification may be overlooked due to adjustments for multiplicity. Further, like methods relying on the CATE, these approaches were not developed to capture innate treatment effect heterogeneity.

To address the limitation of existing methods, we develop assumption-lean inference procedures for the contrasts of potential outcomes' variances, which we refer to as *differential variance* estimands. We prove that the homogeneous ITE assumption is violated when the difference of the potential outcomes' variances is non-zero or, equivalently, when their ratio is not equal to one. We derive one-step and targeted maximum likelihood estimators (TMLE) of these causal contrasts based on their efficient influence functions (EIFs), meaning these estimators can rely on flexible machine learning procedures to estimate nuisance parameters [Pfanzagl and Wefelmeyer, 1985, Bickel et al., 1993, van der Laan and Rubin, 2006, van der Laan and Rose, 2011, 2018]. We study these estimators' asymptotic behavior, showing that they are doubly robust and providing conditions under which they are asymptotically linear. The latter permits formal hypothesis testing about the homogeneous ITE assumption. Importantly, these tests do not require that the effect modifiers driving this heterogeneity be included in the data — so long as standard causal identifiability conditions are otherwise satisfied.

The remainder of the article is organized as follows: Section 2 formalizes the causal and statistical inference problems, linking the two through a causal identifiability result. Section 3 introduces EIF-based estimators of the potential outcomes' variances and details their asymptotic properties. Inference procedures for differential variance estimands are also described. Section 4 showcases simulation studies that empirically validate the asymptotic results of the earlier sections. Section 5 demonstrates the application of the proposed methodology through the re-analysis of historical clinical trials investigating targeted temperature management in out-of-hospital cardiac arrest patients. Finally, Section 6 discusses the proposed methodology and outlines possible extensions.

## 2 Problem Formulation

We consider a parallel group study design wherein observations are randomly assigned, possibly based on their pre-treatment covariates, to one of two treatment groups. The treatment assignment mechanism may be known, as in randomized controlled trials (RCTs), or unknown, as in observational studies. Continuous outcomes are then measured at the end of the study. For simplicity, we assume that there are no missing data at study completion. We then aim to infer the variances of the potential outcomes under each treatment condition and contrasts thereof. These contrasts are then used to evaluate the homogeneous ITE assumption.

We begin by formalizing this causal problem in terms of an idealized full-data DGP. We then relate the resulting causal model to an observed-data DGP with which statistical inference can be performed.

### 2.1 Full-Data DGP

Let the full-data DGP consist of  $n$  independent and identically distributed (i.i.d.) copies of  $X_i = (W_i, A_i, Y_i^{(0)}, Y_i^{(1)}) \sim P_{X,0} \in \mathcal{M}_X$  for  $i = 1, \dots, n$ . We drop the indices where convenient throughout the remainder of the text.  $W$  is a random vector of covariates that includes the treatment–outcome confounders, if any.  $A$  is a random binary variable with support  $\mathcal{A} = \{0, 1\}$  representing treatment assignment; observations are said to be assigned to the treatment group when  $A = 1$  and to the control group otherwise.  $Y^{(0)}$  and  $Y^{(1)}$  are potential outcomes, continuous random variables representing the outcome under assignment to the treatment and control groups, respectively. We impose without loss of generality that  $Y^{(0)}, Y^{(1)}$  be bounded between 0 and 1. Finally,  $P_{X,0}$  is the true, but unknown, full-data DGP, an element of the nonparametric statistical model  $\mathcal{M}_X$  containing all possible full-data DGPs.

While realizations of  $X$  are generally unobservable owing to the definition of potential outcomes, the full-data DGP permits the definition of parameters that admit causal interpretations. The ATE is a common example. It is a mapping defined as  $\mu_F(P_{X,0}; 1) - \mu_F(P_{X,0}; 0)$ , where  $\mu_F(P_X; a) \equiv \mathbb{E}_{P_X}[Y^{(a)}]$  for  $a \in \mathcal{A}$ . The ATE therefore represents the difference in mean outcomes that would be observed if all units in the population were assigned to the treatment group versus the control group.

We aim to perform inference about the variances of the potential outcomes. Let  $\mu_F^2(P_{X,0}; a) \equiv \mathbb{E}_{P_{X,0}}[(Y^{(a)})^2]$ . Then, for  $a \in \mathcal{A}$ , the target parameters are mappings defined as

$$\begin{aligned} \sigma_F^2(P_{X,0}; a) &\equiv \mathbb{E}_{P_{X,0}}[(Y^{(a)} - \mu_F(P_{X,0}; a))^2] \\ &= \mu_F^2(P_{X,0}; a) - \mu_F(P_{X,0}; a)^2. \end{aligned} \quad (1)$$

$\sigma_F^2(P_{X,0}; a)$  therefore corresponds to the variance of the outcome had all units in the population been assigned to the treatment group specified by  $a$ . These parameters are building blocks for creating causal estimands of differential variance.

### 2.2 Differential Variance Estimands

We propose an absolute and a relative differential variance estimand, though others may be derived where appropriate. The absolute differential variance parameter is given by

$$\Psi_F(P_{X,0}) \equiv \sigma_F(P_{X,0}; 1) - \sigma_F(P_{X,0}; 0), \quad (2)$$

the difference of the potential outcomes' standard deviations. As the name suggests,  $\Psi_F(P_{X,0})$  compares the potential outcome variability between groups on the absolute scale and in the same units as the potential outcomes. Positive values indicate that the treatment group's potential outcomes are more variable than those of the control group. Negative values have an opposite interpretation.

$\Psi_F(P_{X,0})$  also offers a reasonable summary of heterogeneous treatment effects. Per Theorem 1, it can be used to detect violations of the homogeneous ITE assumption: the treatment effect is necessarily heterogeneous when  $\Psi_F(P_{X,0}) \neq 0$ .

**Theorem 1.** Let  $X$  be defined as in Section 2.1, and let  $Y^{(a)} = f^{(a)}(W) + \epsilon^{(a)}$  for  $a \in \mathcal{A}$ . Here,  $\epsilon^{(a)}$  is a random noise variable such that  $\mathbb{E}_{P_{X,0}}[\epsilon^{(a)}] = 0$  and  $f^{(a)}(W) \perp \epsilon^{(a)}$ . If  $\Psi_F(P_{X,0}) \neq 0$ , then  $Y^{(0)} \neq Y^{(1)} - \gamma$  for  $\gamma = \mathbb{E}_{P_{X,0}}[Y^{(1)} - Y^{(0)}]$ ,  $\gamma \in \mathbb{R}$ . The treatment effect is heterogeneous.

We caution, however, that  $\Psi_F(P_{X,0}) = 0$  does not necessarily imply that  $Y^{(0)} = Y^{(1)} - \gamma$  unless additional assumptions are made. Indeed, we may find that  $\mathbb{V}_{P_{X,0}}[f^{(0)}(W)] + \mathbb{V}_{P_{X,0}}[\epsilon^{(0)}] = \mathbb{V}_{P_{X,0}}[f^{(1)}(W)] + \mathbb{V}_{P_{X,0}}[\epsilon^{(1)}]$  even when  $f^{(0)} \neq f^{(1)} - \gamma$  for any  $\gamma \in \mathbb{R}$  a.s. and  $\epsilon^{(0)} \neq \epsilon^{(1)}$ , though we only expect this behavior to occur in pathological DGPs.

When quantifying the relative differences in potential outcome variances across treatment groups is of interest, then we may instead consider the following estimand:

$$\Lambda_F(P_{X,0}) \equiv \frac{\sigma_F^2(P_{X,0}; 1)}{\sigma_F^2(P_{X,0}; 0)}.$$

Values larger than one suggest that the potential outcomes associated with the treatment group have larger variances than those of the control group, whereas values smaller than one indicate the opposite. Similar to the result about  $\Psi_F$  given in Theorem 1,  $\Lambda_F(P_{X,0}) \neq 1$  implies that the homogeneous ITE assumption is violated by Corollary 1.1.

**Corollary 1.1.** Consider the setting of Theorem 1. It follows that if  $\Lambda_F(P_{X,0}) \neq 1$ , then  $Y^{(0)} \neq Y^{(1)} - \gamma$  such that the treatment effect is heterogeneous.

### 2.3 Identification Conditions in the Observed-Data DGP

Now, as previously mentioned, realizations of the full-data DGP are unobservable owing to the fundamental problem of causal inference [Holland, 1986]. Instead, we have access to realizations of  $n$  i.i.d. random observations  $O = (W, A, Y) \sim P_0 \in \mathcal{M}$ .  $W$  and  $A$  are defined as in  $X$ , and  $Y$  is a continuous random variable representing the observed outcome.  $P_0$  is the true but unknown observed-data DGP and is fully specified by  $P_{X,0}$  up to the coarsening of the potential outcomes. Analogously,  $\mathcal{M}$  is the nonparametric model of possible observed-data DGPs.

As a first step in performing inference about  $\Psi_F(P_{X,0})$  and  $\Lambda_F(P_{X,0})$ , we must establish the identifiability of these estimands in  $\mathcal{M}$ . We first provide identification conditions for the raw moments of potential outcomes. Let  $\bar{Q}_P^d(W, a) \equiv \mathbb{E}_P[Y^d | W, A = a]$ .

**Theorem 2.** Assuming that  $A \perp\!\!\!\perp (Y^{(0)}, Y^{(1)}) | W$  (conditional exchangeability),  $Y = AY^{(1)} + (1 - A)Y^{(0)}$  (consistency), and  $0 < \mathbb{P}_{P_{X,0}}[A = 1 | W] < 1$  a.s. (positivity), we find that

$$\mu_F^d(P_{X,0}; a) = \mu^d(P_0; a)$$

where  $\mu^d(P; a) \equiv \mathbb{E}_P[\bar{Q}_P^d(W, a)]$  for  $d \in \mathbb{N}$  and  $a \in \mathcal{A}$ .

Then Corollary 2.1 follows directly from Theorem 2.

**Corollary 2.1.** Under the conditions of Theorem 2, we find that, for  $a \in \mathcal{A}$ ,

$$\begin{aligned} \sigma_F^2(P_{X,0}; a) &= \mu_F^2(P_{X,0}; a) - \mu_F(P_{X,0}; a)^2 \\ &= \mu^2(P_0; a) - \mu(P_0; a)^2 \\ &\equiv \sigma^2(P_0; a). \end{aligned}$$

Then absolute and relative differential variance estimands are similarly estimable from the observed-data DGPs:

$$\Psi_F(P_{X,0}) \equiv \Psi(P_0) = \sigma(P_0; 1) - \sigma(P_0; 0) \quad (3)$$

and,

$$\Lambda_F(P_0) \equiv \Lambda(P_0) = \frac{\sigma^2(P_0; 1)}{\sigma^2(P_0; 0)}. \quad (4)$$

The conditional exchangeability, consistency, and positivity assumptions of Theorem 2 are standard in the causal inference literature. In plain language, conditional exchangeability requires that distributional parameters of the potential outcomes, like their (centered) higher moments, are independent of the treatment assignment conditional on covariates. This implies that there must not be any unmeasured confounding. Consistency requires that the observed outcome corresponds to the potential outcome associated with the observed treatment condition. Finally, positivity states that all observations have a non-zero chance of being assigned to the treatment or control groups.

Now, Corollary 2.1 states that  $\Psi(P_0)$  and  $\Lambda(P_0)$  have causal interpretations when the conditions of Theorem 2 are met. Coupled with Theorem 1 and Corollary 1.1, these estimands can therefore detect heterogeneous treatment effects from the observed-data even when effect modifiers driving the heterogeneity are unmeasured — so long as the conditional exchangeability condition is satisfied. This is in stark contrast to inference procedures targeting the CATE or TEM-VIPs. Further, inference about  $\Psi(P_0)$  and  $\Lambda(P_0)$  can refute the heterogeneous ITE assumption in RCTs without needing to condition on *any* pre-treatment covariates, though we suspect that doing so is inefficient. This will be explored in future work.

### 3 Inference in a Nonparametric Model

Having specified conditions under which the  $\Psi_F(P_0)$  and  $\Lambda_F(P_0)$  are estimable in the observed-data DGP, we turn our attention to performing inference about these estimands. We rely on the general framework of EIF-based inference in nonparametric models to derive causal machine learning estimators of  $\sigma^2(P_0; a)$  and study their asymptotic properties. We then use these results to develop semiparametric efficient estimators of  $\Psi(P_0)$  and  $\Lambda(P_0)$ . First, however, we review EIF-based inference theory [for more details, see van der Laan and Rose, 2011, Hines et al., 2022, Kennedy, 2024, among others].

#### 3.1 Preliminaries

Consider some generic parameter  $\Theta(P)$  for  $P \in \mathcal{M}$  such that, for some  $\theta(O)$  mapping random observations to  $\mathbb{R}$ ,  $\Theta(P) = \mathbb{E}_P[\theta(O)]$ . Then we can define the plug-in estimator of  $\Theta(P_0)$  as  $\Theta(\hat{P}_n)$ , where  $\hat{P}_n$  is a plug-in estimator of  $P_0$  comprised of  $P_n$ , the empirical distribution, and possibly other nuisance parameter estimators. Just as asymptotic approximations of mean-based parameters can be studied through a Taylor expansion, the asymptotic behavior of  $\Theta(\hat{P}_n)$ , a sufficiently smooth functional, can be studied through a von Mises expansion [von Mises, 1947, Bickel et al., 1993]:

$$\begin{aligned} \sqrt{n} \left( \Theta(\hat{P}_n) - \Theta(P_0) \right) &= \sqrt{n} \mathbb{E}_{P_n} [D^\Theta(P_0; O)] - \sqrt{n} \mathbb{E}_{P_n} [D^\Theta(\hat{P}_n; O)] + \\ &\quad \sqrt{n} (\mathbb{E}_{P_n} - \mathbb{E}_{P_0}) \left( D^\Theta(\hat{P}_n; O) - D^\Theta(P_0; O) \right) - \sqrt{n} R(P_0, \hat{P}_n). \end{aligned} \quad (5)$$

Here,  $R(P_0, \hat{P}_n)$  is a second order remainder term in  $n$ , and  $D_P^\Theta(O)$  is the efficient influence function (EIF) of  $\Theta$ .

The EIF is a functional derivative. Let  $\tilde{P}$  be a degenerate distribution with a point mass at  $\tilde{o}$ , and assume that  $\tilde{o}$  is in the support of  $P$ . Defining the two-component mixture  $P_t = t\tilde{P} + (1-t)P$  for  $t \in [0, 1]$  and appealing to the Riesz representation theorem, the EIF of  $\Theta(P)$  is defined as

$$\begin{aligned} \left. \frac{d\Theta(P_t)}{dt} \right|_{t=0} &= \lim_{t \rightarrow 0} \frac{\Theta(P_t) - \Theta(P)}{t} \\ &= \int \theta(o) \left( d\tilde{P}(o) - dP(o) \right) \\ &= \int D^\Theta(P; o) d\tilde{P}(o) \\ &= D^\Theta(P; \tilde{o}). \end{aligned}$$

When  $D^\Theta(P; O)$  has finite variance, we find that  $d\Theta(P_t)/dt|_{t=0} = \mathbb{E}_{\tilde{P}}[D^\Theta(P; O)]$  and  $\Theta$  is said to be *pathwise differentiable*. Then  $D^\Theta(P; o) = \theta(o) - \int \theta(o) dP(o) = \theta(o) - \Theta(P)$  such that  $\mathbb{E}_P[D^\Theta(P; O)] = 0$ . The EIF therefore generalizes the concept of a directional derivative to functionals:  $D^\Theta$  measures the sensitivity of  $\Theta(P)$  to perturbations of  $P$ .

Importantly, pathwise differentiability implies the existence of estimators that can converge at  $o_P(n^{-1/2})$  [van der Laan and Rose, 2011]. Assuming that  $\Theta$  is pathwise differentiable, the expansion of Equation (5) provides the means to construct such estimators. Given that  $\mathbb{E}_{P_0}[D(P_0; O)] = 0$ , the first term of the expansion converges to a mean-zero normal random variable with a variance of  $\mathbb{E}_{P_0}[D(P_0; O)^2]$  by the Central Limit Theorem. The third term converges to zero in probability when, for example,  $D(\hat{P}_n; O)$  converges in probability to  $D(P_0; O)$  and restrictions are placed on the complexity of the EIF and the associated nuisance estimators. Alternatively, sample-splitting procedures can be used to relax the latter constraint to the same effect [Schick, 1986, Klaassen, 1987, Bickel et al., 1993, Zheng and van der Laan, 2011, Chernozhukov et al., 2017]. The fourth term, the *second order remainder*, can generally be shown

to converge to zero when nuisance parameter estimators are consistent and converge at suitable rates. The second term on the right-hand side of Equation (5) contributes towards the asymptotic bias of the  $\Theta(\hat{P}_n)$ , however, as it does not generally converge to zero. Nonparametric estimators of  $\Theta(P_0)$  can therefore be constructed by correcting for it. Examples include one-step estimators [Bickel et al., 1993, Pfanzagl and Wefelmeyer, 1985], estimating equation estimators [van der Laan and Robins, 2003, Chernozhukov et al., 2017], and targeted maximum likelihood estimators (TMLEs) [van der Laan and Rubin, 2006, van der Laan and Rose, 2011, 2018].

We briefly introduce these estimators below:

**One-step estimator:** This estimator is obtained by adding the asymptotic bias term to each side of the expansion in Equation (5). The one-step estimator of  $\Theta(P_0)$  is therefore equal to  $\Theta(\hat{P}_n) + \mathbb{E}_{P_n}[D(\hat{P}_n; O)]$ .

**Estimating-equation estimator:** This estimator is the solution to  $0 = \mathbb{E}_{P_n}[D(\hat{P}_n; O)]$ , an estimating equation, solving for  $\Theta(\hat{P}_n)$ .

**TMLE:** This estimator is derived by first tilting  $\hat{P}_n$  to obtain  $P_n^*$  such that  $\mathbb{E}_{P_n^*}[D(P_n^*; O)] \approx 0$ , then using  $P_n^*$  instead of  $\hat{P}_n$  in the plug-in estimator. That is, the TMLE is defined as  $\Theta(P_n^*)$ . There are generally many ways to tilt  $\hat{P}_n$ , each producing TMLEs with potentially different finite-sample behaviors.

When the conditions are met such that the second, third, and fourth terms of the expansion in Equation (5) are  $o_P(1)$ , the aforementioned nonparametric estimators are asymptotically linear and efficient. This implies that they are asymptotically normally distributed about  $\Theta(P_0)$  with variance  $\mathbb{E}_{P_0}[D(P_0; O)^2/n]$ , the smallest asymptotic variance among regular and asymptotically linear estimators in a nonparametric model [Bickel et al., 1993, Tsiatis, 2006, van der Laan and Rose, 2011]. Hypothesis tests about  $\Theta(P_0)$  can therefore be performed using  $\alpha$ -level Wald-type confidence intervals, relying on  $(\mathbb{E}_{P_n}[D(\hat{P}_n; O)^2/n])^{1/2}$  to estimate the estimators' standard error.

Now, as previously mentioned, the third term of the von Mises expansion in Equation (5), called the *empirical process term*, can be shown to be  $o_P(1)$  when additional constraints are placed on  $\mathcal{M}$ , such as, for example, that DGPs' nuisance parameters be members of sufficiently smooth function classes [van der Laan and Rose, 2011], or when using sample-splitting procedures. The latter strategy is appealing when samples are sufficiently large to counter the efficiency loss; it reduces the number of unverifiable assumptions required to perform valid statistical inference.

We use  $K$ -fold cross-fitting in this work, a frequently used sample-splitting strategy [Zheng and van der Laan, 2011, Chernozhukov et al., 2017].  $\{O\}_{i=1}^n$  are randomly split into  $K$  disjoint sets — called folds — of approximately equal size. Designating fold  $k$  as a hold-out fold,  $P_0$  is estimated by the plug-in estimator  $\hat{P}_{n,-k}$ , obtained by estimating all nuisance parameters on the  $k - 1$  remaining folds. The empirical distribution of the hold-out fold,  $P_{n,k}$ , is then used, along with  $\hat{P}_{n,-k}$ , to define a  $k$ -fold-specific estimator of  $\Theta(P_0)$ . This process is repeated such that each fold is held out once. The cross-fitted estimator is defined as the average of the  $K$  fold-specific estimators. For example, the  $K$ -fold cross-fitted one-step estimator is given by  $\sum_{k=1}^K n_k/n (\Theta(\hat{P}_{n,-k}) + \mathbb{E}_{P_{n,k}}[D(\hat{P}_{n,-k}; O)])$ , where  $n_k$  is the number of observations in fold  $k$ . Cross-fitted estimating equation estimators and TMLEs are derived similarly. Standard errors of these estimators are given by  $(\sum_{k=1}^K \mathbb{E}_{P_{n,k}}[D(\hat{P}_{n,-k}; O)^2/n])^{1/2}$ , permitting the construction of  $\alpha$ -level Wald-type confidence intervals.

### 3.2 Deriving the Efficient Influence Function of the Potential Outcome Variances

We now apply the general approach outlined in Section 3.1 to develop EIF-based inference procedures for  $\sigma^2(P_0; a)$ . Recall that the outcome is bounded between 0 and 1 without loss of generality. Denoting the propensity score by  $g_P(W) \equiv \mathbb{P}_P(A = 1|W)$ , we begin by deriving the EIF of  $\sigma^2(P; a)$ ,  $D^{\sigma^2(a)}(P; O)$ , in a slight abuse of notation, for  $P \in \mathcal{M}$ .

**Proposition 1.** *The EIF of  $\sigma^2(P; a)$  for some  $P \in \mathcal{M}$  is given by*

$$D^{\sigma^2(a)}(P; O) = \frac{I(A = a) (Y^2 - \bar{Q}_P^2(W, a) + 2\mu(P; a) (\bar{Q}_P(W, a) - Y))}{I(A = 1)g_P(W) + I(A = 0)(1 - g_P(W))} + \bar{Q}_P^2(W, a) - 2\bar{Q}_P(W, a)\mu(P; a) + \mu(P; a)^2 - \sigma^2(P; a).$$

It is straightforward to show that the variance of  $D^{\sigma^2(a)}(P; O)$  is bounded under the assumption of positivity and the boundedness of  $Y$ . Then  $\sigma^2(P; a)$  is a pathwise differentiable parameter in  $\mathcal{M}$  for which asymptotically linear and efficient estimators can be constructed.

### 3.3 Estimators of the Potential Outcome Variances

We now present nonparametric estimators of  $\sigma^2(P_0; a)$ . Let  $g_n$ ,  $\bar{Q}_n^d$ , and  $\mu_n(a)$  be estimators of  $g_{P_0}$ ,  $\bar{Q}_{P_0}^d$ , and  $\mu(P_0; a)$ , respectively, and included in  $\hat{P}_n$ . Then, per Section 3.1, the one-step estimator is defined as

$$\begin{aligned}\sigma_{\text{OS}}^2(\hat{P}_n; a) &\equiv \sigma^2(\hat{P}_n; a) + \mathbb{E}_{P_n} \left[ D^{\sigma^2(a)}(\hat{P}_n; O) \right] \\ &= \mathbb{E}_{P_n} \left[ \frac{I(A = a) (Y^2 - \bar{Q}_n^2(W, a) + 2\mu_n(a) (\bar{Q}_n(W, a) - Y))}{I(A = 1)g_n(W) + I(A = 0)(1 - g_n(W))} + \right. \\ &\quad \left. \bar{Q}_n^2(W, a) - 2\bar{Q}_n(W, a)\mu_n(a) \right] + \mu_n(a)^2.\end{aligned}\quad (6)$$

Because  $D^{\sigma^2}(P; a)$  is linear in  $\sigma^2(P; a)$ , it follows that  $\sigma_{\text{OS}}^2(\hat{P}_n; a) \equiv \sigma_{\text{EE}}^2(\hat{P}_n; a)$ , the estimating equation estimator of  $\sigma^2(P_0; a)$ .

The cross-fitted one-step estimator is then given by

$$\begin{aligned}\sigma_{\text{CFOS}}^2(a) &\equiv \sum_{k=1}^K \frac{n_k}{n} \left( \mathbb{E}_{P_{n,k}} \left[ \frac{I(A = a) (Y^2 - \bar{Q}_{n,-k}^2(W, a) + 2\mu_{n,-k}(a) (\bar{Q}_{n,-k}(W, a) - Y))}{I(A = 1)g_{n,-k}(W) + I(A = 0)(1 - g_{n,-k}(W))} + \right. \right. \\ &\quad \left. \left. \bar{Q}_{n,-k}^2(W, a) - 2\bar{Q}_{n,-k}(W, a)\mu_{n,-k}(a) \right] + \mu_{n,-k}(a)^2 \right),\end{aligned}\quad (7)$$

where  $g_{n,-k}$ ,  $\bar{Q}_{n,-k}$ ,  $\bar{Q}_{n,-k}^2$  and  $\mu_{n,-k}$  are nuisance estimators from  $\hat{P}_{n,-k}$ .

The derivation of a TMLE for  $\sigma^2(P_0; a)$  is more involved. Recall from Section 3.1 that it requires tilting  $\hat{P}_n$  to obtain  $P_n^*$  such that  $\mathbb{E}_{P_n} [D^{\sigma^2(a)}(P_n^*; a)] \approx 0$ . For this estimand, the asymptotic bias term can be negated by tilting  $\bar{Q}_n$  and  $\bar{Q}_n^2$ . Recall that  $Y \in (0, 1)$  a.s., and define the negative log-likelihood loss function for  $\bar{Q}^d$  as

$$L(O, a; \bar{Q}^d) \equiv -\log \left\{ \bar{Q}^d(W, a)^{Y^d} \left( 1 - \bar{Q}^d(W, a)^{(1-Y^d)} \right) \right\}$$

and a parametric working submodel for  $\bar{Q}^d$  as

$$\bar{Q}^d(\eta)(O, a) \equiv \text{logit}^{-1} \left( \text{logit}(\bar{Q}^d(W, a)) + \eta H(O, a) \right),$$

where

$$H(O, a) \equiv \frac{I(A = a)}{I(A = 1)g(W) + I(A = 0)(1 - g(W))}.$$

The tilted nuisance estimators  $\bar{Q}_n^*$  and  $\bar{Q}_n^{2*}$  of  $\bar{Q}_{P_0}$  and  $\bar{Q}_{P_0}^2$ , respectively, are obtained by computing  $\eta^{d*}$  such that

$$\eta_n^{d*} \equiv \arg \min_{\eta} \mathbb{E}_{P_n} [L(O, a; \bar{Q}_n^d(\eta)(O, a))]$$

for  $d = \{1, 2\}$ . Then  $\bar{Q}_n^{d*} \equiv \bar{Q}_n^d(\eta_n^{d*})$ , where we let  $\bar{Q}_n^* = \bar{Q}_n^{1*}$  in a slight abuse of notation. We highlight that, in addition to  $\bar{Q}_n^d$ ,  $\bar{Q}_n^{d*}$  is function of  $A$ ,  $Y$ , and  $g_n$  through  $H_n(O, a)$  and  $\eta_n^{d*}$ .  $H_n$  is the empirical equivalent of  $H$  that relies on  $g_n$  in place of  $g$ . Importantly, computing  $\eta_n^{d*}$  is straightforward: it is the maximum likelihood estimator of the univariate logistic regression slope coefficient obtained by regressing  $Y^d$  on  $H_n$  using  $\text{logit}(\bar{Q}_n^d)$  as an offset [van der Laan and Rubin, 2006]. The tilted plug-in estimator of  $P_n$ ,  $P_n^*$ , is therefore obtained by replacing  $\bar{Q}_n$  and  $\bar{Q}_n^2$  by  $\bar{Q}_n^*$  and  $\bar{Q}_n^{2*}$  in  $\hat{P}_n$ , respectively. Owing to the choice of loss function and parametric working submodels, we find that  $\mathbb{E}_{P_n} [D^{\sigma^2(a)}(P_n^*; a)] = 0$ . Finally, the TMLE of  $\sigma^2(P_0; a)$  is given by

$$\begin{aligned}\sigma_{\text{TMLE}}^2(\hat{P}_n; a) &\equiv \sigma^2(P_n^*; a) \\ &= \mathbb{E}_{P_n} [\bar{Q}_n^{2*}(O, a)] - \mathbb{E}_{P_n} [\bar{Q}_n^*(O, a)]^2.\end{aligned}$$

Alternatively, a targeted minimum loss-based estimator using a weighted univariate logistic regression to tilt  $\bar{Q}_n$  and  $\bar{Q}_n^2$  could be derived to the same effect [Stitelman et al., 2012, Díaz and Rosenblum, 2014].

We emphasize that this TMLE is applicable to DGPs in which the outcome is not bounded between 0 and 1 [Gruber and van der Laan, 2010]. It suffices to center and scale the outcome variable to the unit interval prior to estimating the nuisance parameters. Given outcomes  $\{Y\}_{i=1}^n$ , the scaled outcome for observation  $i$  is computed as

$(Y_i - \min_i \{Y_i\}) / (\max_i \{Y_i\} - \min_i \{Y_i\})$ . Once  $\sigma_{\text{TMLE}}^2(\hat{P}_n; a)$  is evaluated, the appropriately scaled estimate of  $\sigma^2(P_0; a)$  is obtained by multiplying  $\sigma_{\text{TMLE}}^2(\hat{P}_n; a)$  by  $(\max_i \{Y_i\} - \min_i \{Y_i\})^2$ .

The cross-fitted TMLE is then given by

$$\sigma_{\text{CFTMLE}}^2(a) = \sum_{k=1}^K \frac{n_k}{n} \left( \mathbb{E}_{P_{n,k}} [\bar{Q}_{n,-k}^{2*}(O, a)] - \mathbb{E}_{P_n} [\bar{Q}_{n,-k}^*(O, a)]^2 \right), \quad (8)$$

where  $\bar{Q}_{n,-k}^*$  and  $\bar{Q}_{n,-k}^{2*}$  are the tilted nuisance estimators of  $\bar{Q}_{n,-k}$  and  $\bar{Q}_{n,-k}^2$ , respectively, computed by applying the previously described tilting procedure to  $\hat{P}_{n,-k}$ .

We emphasize that the above TMLEs possess an important operating characteristic not shared by the one-step estimators: they are plug-in estimators. That is, these TMLEs respect the bounds of the parameter space by construction whereas the one-step estimators do not; the one-step estimators may produce negative estimates when the  $\sigma^2(P_0; a)$  is near zero.

### 3.4 Asymptotic Properties of the Potential Outcome Variance Estimators

We now detail the asymptotic properties of these nonparametric estimators of  $\sigma^2(P_0; a)$ , noting that  $\|f_n(O) - f(O)\|_2^2 = \int (f_n(o) - f(o))^2 dP(o)$  for some estimator  $f_n$  of  $f$  under  $P \in \mathcal{M}$ .

**Theorem 3. Double Robustness:** *If for  $a \in \mathcal{A}$*

1.  $\|g_n(W) - g_{P_0}(W)\|_2 = o_P(1)$  or  $\|\bar{Q}_n^d(W, a) - \bar{Q}_{P_0}^d(W, a)\|_2 = o_P(1)$  for  $d = 1$  and  $d = 2$ , and
2.  $\mu_n(a) - \mu(P_0; a) = o_P(1)$ ,

then  $\sigma_{OS}^2(\hat{P}_n; a) \xrightarrow{P} \sigma^2(P_0; a)$ . The same result holds for  $\sigma_{\text{CFOS}}^2$ ,  $\sigma_{\text{TMLE}}^2$ , and  $\sigma_{\text{CFTMLE}}^2$ .

While the conditions for consistency in Theorem 3 may appear stringent at first glance, we highlight that the first condition ensures that the second is satisfied when  $\mu_n(a)$  is a doubly robust estimator of  $\mu(P_0; a)$ . That is, for doubly robust estimator  $\mu_n(a)$ ,  $\|\mu_n(a) - \mu(P_0; a)\|_2 = o_P(1)$  when  $\|g_n(W) - g_{P_0}(W)\|_2 = o_P(1)$  or  $\|\bar{Q}_n(W, a) - \bar{Q}_{P_0}(W, a)\|_2 = o_P(1)$ . This implies that the previously introduced estimators of  $\sigma^2(P_0; a)$  are consistent in RCTs where the propensity score is known, regardless of whether the estimators of  $\bar{Q}_{P_0}^d(W, a)$  are asymptotically biased. In observational studies, these consistency conditions may be satisfied by estimating  $\mu(P_0; a)$  with a double robust estimator and  $g_{P_0}$ ,  $\bar{Q}_{P_0}$ , and  $\bar{Q}_{P_0}^2$  with flexible machine learning techniques like the Super Learner ensemble method [van der Laan et al., 2007, Phillips et al., 2023].

We next consider the conditions required of these estimators to be asymptotically linear. We present these results with respect to the non-cross-fit estimators, though they are straightforwardly extended to the cross-fit estimators.

**Theorem 4. Asymptotic Linearity:** *If for  $a \in \mathcal{A}$  and  $k \in \{1, \dots, K\}$*

1. *There exists a  $P_0$ -Donsker class  $\mathbb{G}_0$  such that  $\mathbb{P}_{P_0}[D^{\sigma^2(a)}(\hat{P}_n; O) \in \mathbb{G}_0] \rightarrow 1$ ,*
2.  $\|D^{\sigma^2(a)}(\hat{P}_n; O) - D^{\sigma^2(a)}(P_0; O)\|_2 = o_P(n^{-1/2})$ ,
3.  $\|g_n(W) - g_{P_0}(W)\|_2 \|\bar{Q}_n(W, a) - \bar{Q}_{P_0}(W, a)\|_2 = o_P(n^{-1/2})$ ,
4.  $\|g_n(W) - g_{P_0}(W)\|_2 \|\bar{Q}_n^2(W, a) - \bar{Q}_{P_0}^2(W, a)\|_2 = o_P(n^{-1/2})$ , and
5.  $\|\mu_n(a) - \mu(P_0; a)\|_2 = o_P(n^{-1/4})$ ,

then  $\sigma_{OS}^2(\hat{P}_n; a) - \sigma^2(P_0; a) = \mathbb{E}_{P_n}[D^{\sigma^2(a)}(P_0; O)] + o_P(n^{-1/2})$ . The same result holds for  $\sigma_{\text{TMLE}}^2$ ,  $\sigma_{\text{CFOS}}^2$  and  $\sigma_{\text{CFTMLE}}^2$  are asymptotically linear under conditions 2, 3, 4, and 5.

The first condition of Theorem 4 is an unverifiable assumption that is satisfied when the EIF is Donsker. This is equivalent to placing weak regularity conditions on the nuisance parameters: they must be càdlàg (*continue à droite, limite à gauche*: right continuous with left limits) and have finite supremum and sectional variation norms [Gill et al., 1995]. Note that a class  $\mathcal{F}$  with bounded supremum norm is  $P$ -Donsker if  $\mathcal{F}$  is pre-Gaussian and the empirical process  $\mathbb{G}(\mathcal{F}) = \{\mathbb{G}(f), f \in \mathcal{F}\}$  converges weakly under  $L_\infty(P)$  to the Gaussian process  $\mathbb{G}_P(\mathcal{F})$  [Bickel et al., 1993, van der Laan and Rose, 2011]. As previously mentioned, this assumption can be avoided by using cross-fitted estimators. Their reliance on sample-splitting may however reduce their finite-sample efficiency relative their non-cross-fit counterparts when the Donsker condition is in fact satisfied.



The second condition of Theorem 4 is satisfied if, for example, the nuisance parameter estimators of  $\hat{P}_n$  are consistent. As previously discussed, this requirement is generally satisfied by estimating nuisance parameters  $g_{P_0}$ ,  $\bar{Q}_{P_0}$ , and  $\bar{Q}_{P_0}^2$  with flexible machine learning methods and  $\mu(P_0; a)$  with a doubly robust estimator.

The third and fourth double rate robustness condition of Theorem 4 are met when, for example,  $\|g_n(W) - g_{P_0}(W)\|_2 = o_P(n^{-1/4})$ ,  $\|\bar{Q}_n(W, a) - \bar{Q}_{P_0}(W, a)\|_2 = o_P(n^{-1/4})$ , and  $\|\bar{Q}_n^2(W, a) - \bar{Q}_{P_0}^2(W, a)\|_2 = o_P(n^{-1/4})$ , though these rates of convergence need not be identical. These shared rate conditions are particularly practical in settings where the propensity score's functional form is known but those of  $\bar{Q}_{P_0}$  and  $\bar{Q}_{P_0}^2$  are unknown. Then  $g_{P_0}$  can be estimated at the parametric  $o_P(n^{-1/2})$  rate and  $\bar{Q}_{P_0}$  and  $\bar{Q}_{P_0}^2$  can be estimated using flexible machine learning techniques that converge more slowly. Alternatively, when  $g_{P_0}$ ,  $\bar{Q}_{P_0}$ , and  $\bar{Q}_{P_0}^2$  are càdlàg and have bounded variation norm, they can be estimated with the Highly Adaptive LASSO to satisfy these rate conditions [van der Laan, 2017, Bibaut and van der Laan, 2019].

Finally, the last condition of Theorem 4 is immediately satisfied when the second condition of the theorem is fulfilled and  $\mu_n$  is a doubly robust estimator. This is because doubly robust estimators of  $\mu(P_0; a)$  are efficient and asymptotically linear under the aforementioned double rate robustness requirement, converging at rates of  $o_P(n^{-1/2})$ . In fact, the contribution of the double-robust estimation of  $\mu(P_0; a)$  to the second order remainder terms of considered estimators is  $o_P(n^{-1})$ . As such, finite-sample error incurred when estimating  $\mu(P_0; a)$  has negligible impact on the finite sample errors of these estimators when using double robust estimators of this nuisance parameter. Inefficient estimators could of course be used instead, though there is little reason to do so given that  $g_{P_0}$  and  $\bar{Q}_{P_0}$  must be estimated as part of this inference procedure for  $\sigma^2(P_0; a)$ .

Importantly, Theorem 4 implies that  $\sqrt{n}(\sigma_{OS}^2(a) - \sigma^2(P_0; a)) \xrightarrow{D} N(0, \mathbb{E}_{P_0}[D^{\sigma^2(a)}(P_0; O)^2])$  when the previously described conditions are satisfied. The same is true for  $\sigma_{TMLE}^2$ ,  $\sigma_{CFOS}^2$ , and  $\sigma_{CFTMLE}^2$ . As stated in Section 3.1, this result can be used to construct  $\alpha$ -level Wald-type confidence intervals, permitting hypothesis testing about  $\sigma^2(P_0; a)$ . Additionally, this result extends to RCTs where  $g_{P_0}$  is known and  $\mu_n$  is a doubly robust estimator even if the nuisance estimators of  $\bar{Q}_{P_0}$  and  $\bar{Q}_{P_0}^2$  are misspecified as, in this scenario, all requirements outlined in Theorem 4 are satisfied.

### 3.5 Differential Variance Inference

Having derived flexible estimators of  $\sigma^2(P_0; a)$  and establishing their conditions for semiparametric efficiency in  $\mathcal{M}$ , we now propose causal machine learning procedures of  $\Psi(P_0)$  and  $\Lambda(P_0)$  in nonparametric models.

#### 3.5.1 Absolute Differential Variance Estimators

It is straightforward to define the one-step estimator of the absolute differential variance estimand of Equation (3):

$$\Psi_{OS}(\hat{P}_n) = \sqrt{\sigma_{OS}^2(\hat{P}_n; 1)} - \sqrt{\sigma_{OS}^2(\hat{P}_n; 0)}.$$

The variance of this estimator may be constructed from the EIF of  $\Psi(P_0)$ , obtained from Proposition 1 and the functional delta method [van der Laan and Rose, 2011]. The EIF of  $\Psi(P_0)$  is given by:

$$D^\Psi(P; O) \equiv \frac{D^{\sigma^2(1)}(P; O)}{2\sqrt{\sigma^2(P_0; 1)}} - \frac{D^{\sigma^2(0)}(P; O)}{2\sqrt{\sigma^2(P_0; 0)}}.$$

The TMLE estimator,  $\Psi_{TMLE}$ , is similarly defined, as are their cross-fitted counterparts  $\Psi_{CFOS}$  and  $\Psi_{CFTMLE}$ . These estimators are doubly robust under the conditions provided in Theorem 3, and the cross-fitted estimators are asymptotically linear under the conditions of Theorem 4. As such,  $\sqrt{n}(\Psi_{OS} - \Psi(P_0)) \xrightarrow{D} N(0, \mathbb{E}_{P_0}[D^\Psi(P_0; O)^2])$ . The same is true for  $\Psi_{TMLE}$ ,  $\Psi_{CFOS}$ , and  $\Psi_{CFTMLE}$ . These estimators can therefore be used to perform formal hypothesis tests with asymptotic Type-I error rate guarantees about the homogeneous ITE assumption.

#### 3.5.2 Relative Differential Variance Estimators

The one-step estimator of  $\Lambda(P_0)$  is then given by

$$\Lambda_{OS}(\hat{P}_n) = \frac{\sigma_{OS}^2(\hat{P}_n; 1)}{\sigma_{OS}^2(\hat{P}_n; 0)}.$$

Again relying on Proposition 1 and the functional delta method, we may derive the variance of this estimator based on the EIF of  $\Lambda(P_0)$ :

$$D^\Lambda(P; O) \equiv \frac{D^{\sigma^2(1)}(P; O)}{\sigma^2(P_0; 0)} - \frac{\sigma^2(P_0; 1)D^{\sigma^2(0)}(P; O)}{\sigma^2(P_0; 0)^2}.$$

The TMLE, cross-fitted one-step estimator, and cross-fitted TMLE are similarly derived, and denoted by  $\Lambda_{\text{TMLE}}$ ,  $\Lambda_{\text{CFOS}}$ , and  $\Lambda_{\text{CFTMLE}}$ , respectively. As with the estimators of  $\Psi(P_0)$ , these nonparametric estimators are consistent under the conditions provided in Theorem 3 and are asymptotically linear under the conditions of Theorem 4.  $\Lambda_{\text{TMLE}}$ ,  $\Lambda_{\text{OS}}$ ,  $\Lambda_{\text{CFOS}}$ , and  $\Lambda_{\text{CFTMLE}}$  may in turn be used to perform hypothesis tests about the homogeneous ITE assumption.

## 4 Simulations

We assess the proposed estimators' performance through three simulation studies. Simulation Study 1 investigates the double robustness of the relative differential variance estimators established in Theorem 3. Simulation Study 2 evaluates the asymptotic linearity of the absolute differential variance estimators established in Theorem 4. Simulation Study 3 gauges the absolute differential variance estimators' ability to uncover violations of the homogeneous ITE assumption in simulated RCTs. In all numerical experiments, 500 datasets are generated at each of the following sample sizes:  $n \in \{125, 250, 500, 1000, 2000\}$ .

### 4.1 Simulation Study 1: Double Robustness

We consider the a DGP representative of an observational study:

$$\begin{aligned} W_1 &\sim \text{Bern}(0.3), \\ W_2 &\sim N(0, 1), \\ A \mid W_1, W_2 &\sim \text{Bern}(\text{logit}^{-1}((1 + W_1 + W_2)/4)), \\ Y \mid A, W_1, W_2 &\sim N(1 + A + W_1 + W_2 + AW_2 + W_1W_2, 1 + A) \end{aligned}$$

Here,  $W_1$  and  $W_2$  are the independent confounder variables,  $A$  is the binary treatment variable, and  $Y$  is the outcome variable. To introduce treatment effect heterogeneity, we set the variance of  $Y \mid W_1, W_2, A$  to depend on  $A$  and specify that  $\mathbb{E}_{P_0}[Y \mid W_1, W_2, A]$  includes an interaction between  $W_2$  and  $A$ . That is,  $W_2$  is a treatment effect modifier.

We take as target of inference the relative differential variance,  $\Lambda(P_0) = 2.47$ , and evaluate the (absolute) empirical bias of  $\Lambda_{\text{OS}}$ ,  $\Lambda_{\text{TMLE}}$ ,  $\Lambda_{\text{CFOS}}$ , and  $\Lambda_{\text{CFTMLE}}$  under four nuisance parameter estimation scenarios. In the first scenario, all nuisance parameter estimators are well-specified. In the second scenario, the propensity score estimator is well-specified and the outcome regression estimators are misspecified. In the third scenario, the propensity score estimators are misspecified and the outcome regression estimators are well-specified. In the final scenario, all nuisance parameters are misspecified.

A main-terms logistic regression conditioning on all confounders is used to estimate the  $g_{P_0}$  in scenarios where the propensity score estimator is well-specified. When the propensity score estimator is misspecified, a logistic regression conditioning on  $W_2$  is used instead. Random Forest estimators are used to estimate  $\bar{Q}_{P_0}$  and  $\bar{Q}_{P_0}^2$  in scenarios where the outcome regressions are well-specified [Breiman, 2001]. When the outcome regressions are misspecified, these nuisance parameters are estimated by the treatment groups' mean outcomes and mean squared outcomes, respectively.

The results of this simulation study are reported in Figure 1. As expected, the estimators' absolute empirical biases are negligible as sample size increases in all but the scenario where every nuisance parameter estimator is misspecified.

These results suggest that  $\Lambda_{\text{OS}}$ ,  $\Lambda_{\text{TMLE}}$ ,  $\Lambda_{\text{CFOS}}$ , and  $\Lambda_{\text{CFTMLE}}$  are doubly robust under the considered DGP. Of note,  $\Lambda_{\text{OS}}$  and  $\Lambda_{\text{TMLE}}$  have lower empirical bias than  $\Lambda_{\text{CFOS}}$  and  $\Lambda_{\text{CFTMLE}}$  across all scenarios. This difference, starkest in the smaller sample sizes, is likely due to the cross-fitted estimators' reliance on sample splitting.

### 4.2 Simulation Study 2: Asymptotic Linearity

We consider another DGP resembling that of an observational study:

$$\begin{aligned} W_1 &\sim N(0, 1), \\ W_2 &\sim N(0, 1), \\ A \mid W_1, W_2 &\sim \text{Bern}(\text{logit}^{-1}((1 + W_1 + W_2)/4)), \\ Y \mid A, W_1, W_2 &\sim N(1 - 2A + W_1^2 + 2I(W_2 < 0), 1) \end{aligned}$$

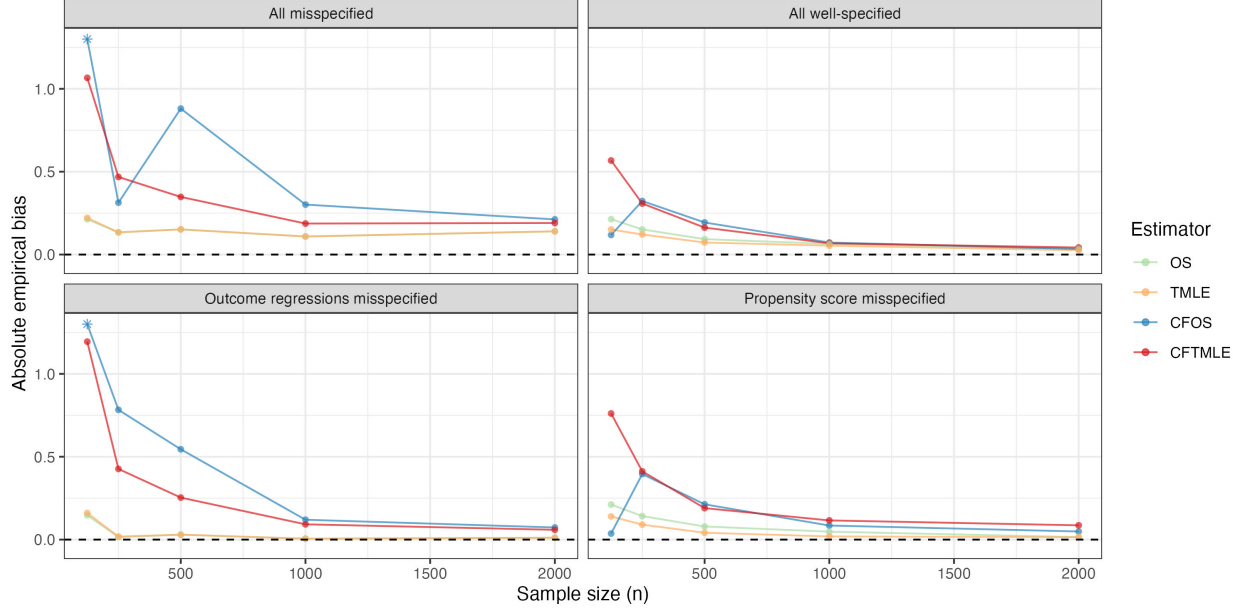


Figure 1: **Double robustness:** The absolute empirical bias of the relative differential variance one-step estimator and TMLE, as well as their cross-fitted counterparts, across various sample sizes and nuisance parameter estimator scenarios. Outlying values are truncated and represented by stars to facilitate the interpretation of results. The dashed horizontal lines correspond to the idealized absolute empirical bias.

Variables  $W_1$ ,  $W_2$ ,  $A$ , and  $Y$  are interpreted as in the previous simulation study. Unlike Simulation Study 1, however, this DGP does not exhibit any heterogeneous treatment effects.

In this simulation study, we take as aim to perform inference about the absolute differential variance,  $\Psi(P_0) = 0$ , using  $\Psi_{OS}$ ,  $\Psi_{TMLE}$ ,  $\Psi_{CFOS}$ , and  $\Psi_{CFTMLE}$ . In particular, we investigate whether these estimators' asymptotic linearity properties are approximately achieved in finite samples, as evidenced by their empirical bias, variance, and coverage.

The absolute differential variances nuisance parameters are estimated using Super Learner ensembles. The Super Learner library for  $g_{P_0}$  is made up of a main-terms logistic regression, a multivariate quadratic logistic regression, a multivariate adaptive regression splines estimator [Friedman, 1991], and Random Forests. The Super Learner library for  $Q_{P_0}$  is comprised of a main-terms linear model, a multivariate quadratic linear model, a multivariate adaptive regression splines estimator, and Random Forests. Finally, the Super Learner library for  $\bar{Q}_{P_0}^2$  consists of a multivariate quadratic linear model and Random Forests.

The results of this experiment are presented in Figure 2. As expected, absolute empirical bias and empirical variance become negligible as sample size increases. At smaller sample sizes, the empirical bias and variance of the cross-fitted estimators are substantially larger than those of the non-cross-fitted estimators in smaller sample sizes. This behavior is due to the cross-fitted estimators sometimes producing near-zero potential outcome variance estimates. However, the cross-fitted estimators outperform the others in terms of bias starting from  $n = 500$ . The scaled absolute empirical bias, obtained by multiplying the absolute empirical bias by  $\sqrt{n}$ , is decreasing for all estimators as of  $n = 1000$ , suggesting that these estimators are asymptotically root- $n$  consistent. Finally, cross-fitted estimators' coverage achieves the nominal proportion in samples of size 1000 and 2000, while their non-cross-fitted counterparts produce empirical coverages slightly below — but converging towards — the desired proportion.

These results imply that  $\Psi_{OS}$ ,  $\Psi_{TMLE}$ ,  $\Psi_{CFOS}$ , and  $\Psi_{CFTMLE}$  are asymptotically linear under the considered DGP, though the cross-fitted estimators' performance are markedly better than the one-step estimator and TMLE in large samples. Their differential finite-sample behavior might be explained by the use of flexible machine learning algorithms to estimate nonparametric nuisance parameters. Flexible nuisance parameter estimators may be prone to a sub-optimal bias-variance tradeoffs in finite-samples — unless sample-splitting strategies are incorporated — resulting in a slight bias that decreases with growing sample sizes and mildly anti-conservative coverage.

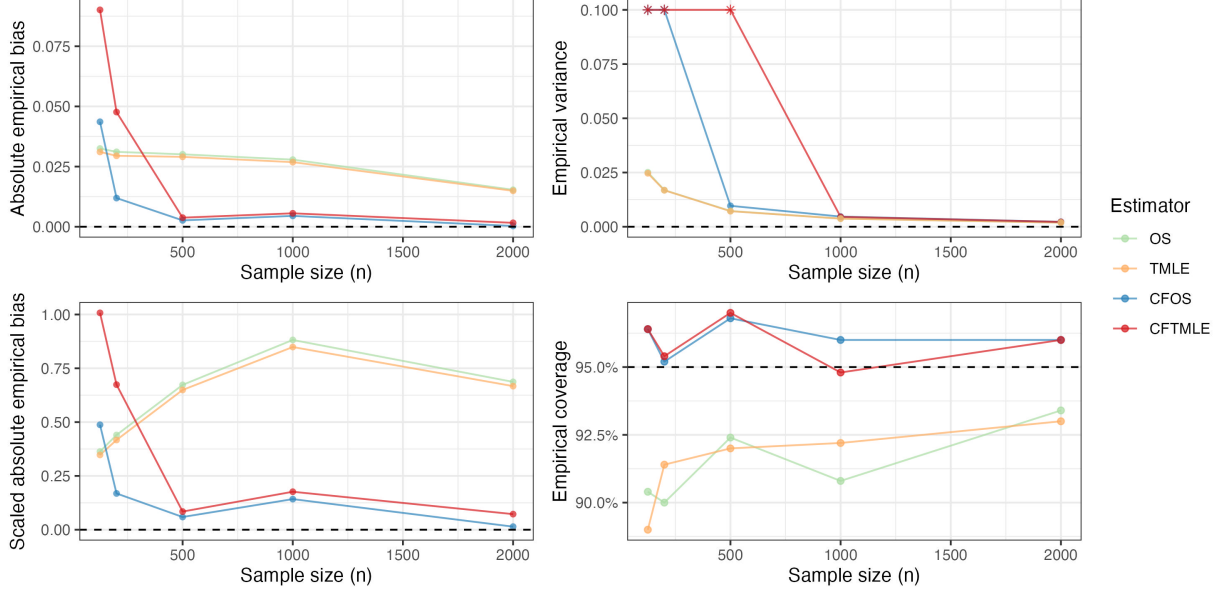


Figure 2: **Asymptotic linearity:** The absolute empirical bias, empirical variance, scaled absolute empirical bias, and empirical coverage of the one-step estimator, TMLE, cross-fitted one-step estimator, and cross-fitted TMLE for the absolute differential variance. Outlying values are truncated and represented by stars to facilitate the interpretation of results. The dashed horizontal lines correspond to the idealized values for the considered empirical metrics.

### 4.3 Simulation Study 3: Detecting Homogeneous ITE Violations Under Measurement Error

We consider the following RCT DGP with an effect modifier that is (possibly) subject to measurement error:

$$\begin{aligned}
 W_1 &\sim N(0, 1) \\
 W_2 &\sim N(0, 1) \\
 V &\sim \text{Bern}(0.5) \\
 M &\sim \text{Bern}(m) \\
 U &\sim \text{Bern}(0.2) \\
 V^{\text{obs}} &= \begin{cases} U & \text{if } M = 1 \\ V & \text{if } M = 0 \end{cases} \\
 A|W_1, W_2, V &\sim \text{Bern}(0.5) \\
 Y|W_1, W_2, V, A &\sim N(1 - 2A + W_1^2 + 2I(W_2 < 0) + 4AV, 1)
 \end{aligned}$$

Here,  $W_1$  and  $W_2$  are prognostic variables and  $V$  is a true but possibly mismeasured effect modifier. The measurement error of  $V$  is introduced through  $M$ , a Bernoulli random variable with probability  $m$  representing the likelihood of  $V$  being replaced by Bernoulli random variable  $U$ . Thus,  $V^{\text{obs}}$  is the observed effect modifier subject to measurement error;  $V$ ,  $U$ , and  $M$  are unobserved. Binary variable  $A$  represents the arm assignment, and  $Y$  is the continuous outcome variable.

In this numerical experiment, we aim to detect treatment effect heterogeneity in four different effect modifier measurement error scenarios:  $m \in \{0, 1/3, 2/3, 1\}$ . We accomplish this by performing hypothesis tests about the homogeneous ITE assumption using the absolute differential variance estimators,  $\Psi_{\text{OS}}$ ,  $\Psi_{\text{TMLE}}$ ,  $\Psi_{\text{CFOS}}$ , and  $\Psi_{\text{CFTMLE}}$ . These estimators' nuisance parameters are estimated with (misspecified) main-terms linear models, reflecting the standard practice for covariate adjustment in RCTs [Center for Drug Evaluation and Research and Center for Biologics Evaluation and Research, 2023], with the exception of the propensity scores. These estimators use the known propensity scores instead. We then benchmark these tests against the treatment effect heterogeneity omnibus test of Chernozhukov et al. [2018]

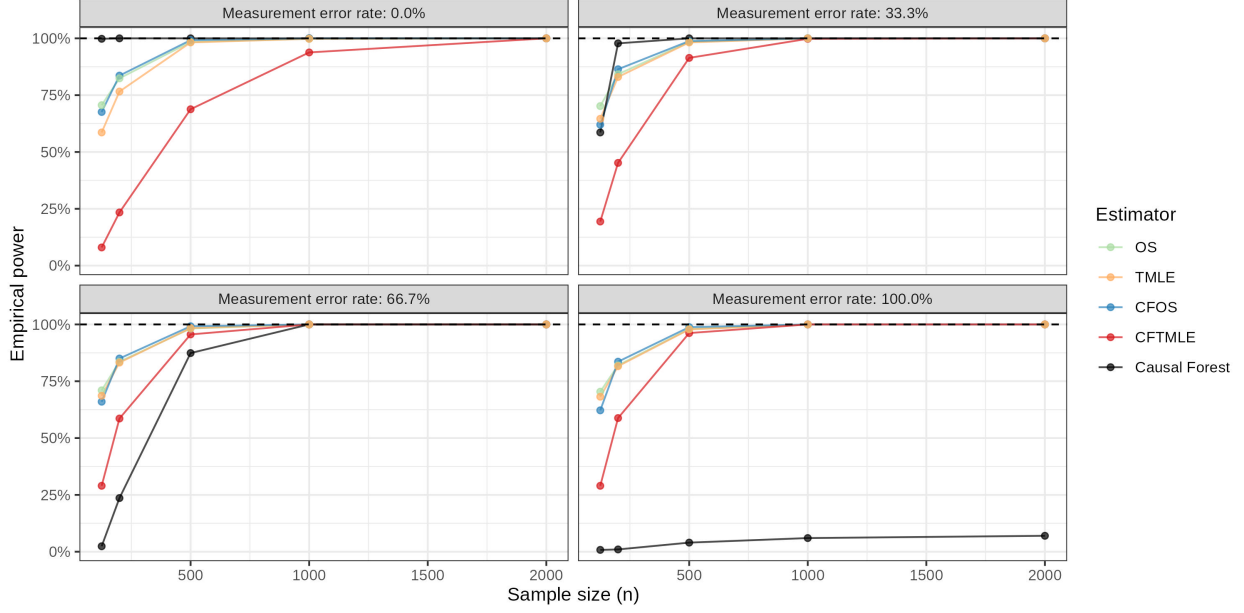


Figure 3: **Homogeneous Individual Treatment Effect Hypothesis Testing:** The empirical power of hypothesis tests about the homogeneous ITE assumption based on the absolute differential variance estimators and Causal Forests in several treatment effect modifier mismeasurement scenarios. The dashed horizontal lines correspond to the idealized empirical power.

implemented in the *grf* R package for the causal forest CATE estimator [Tibshirani et al., 2024], comparing their empirical power at a significance cutoff of 0.05.

The empirical power of the hypothesis tests based on the absolute differential variance estimators and the Causal Forest are presented in Figure 3. In the absence of measurement error, the Causal Forest approach uniformly dominates the differential variance estimators in samples containing fewer than 500 observations. In samples of at least 500 observations, all but the testing procedure based on  $\hat{\Psi}_{\text{CFTMLE}}$  correctly reject the homogeneous ITE assumption in virtually all replicates. As the measurement error probability increases, however, the empirical power of the Causal Forest omnibus test steadily decreases — especially in smaller sample sizes — whereas the empirical power of the tests based on the absolute differential variance estimators are minimally affected. Of note, the testing procedures based on  $\hat{\Psi}_{\text{TMLE}}$ ,  $\hat{\Psi}_{\text{OS}}$ , and  $\hat{\Psi}_{\text{CFOS}}$  have near identical empirical power in all scenarios and sample sizes, whereas the test based on  $\hat{\Psi}_{\text{CFTMLE}}$  has noticeably worse performance in all data sets with fewer than 1000 observations. As expected, when the true effect modifier is completely mismeasured, only the proposed differential-variance-based tests can reliably detect heterogeneous treatment effects. Indeed,  $\hat{\Psi}_{\text{TMLE}}$ ,  $\hat{\Psi}_{\text{OS}}$ , and  $\hat{\Psi}_{\text{CFOS}}$  have an empirical power above 80% even when  $n = 250$  in this setting. The Causal-Forest-based approach’s power, however, is negligible in all sample sizes.

These results demonstrate that differential variance inference procedures can reliably detect heterogeneous treatment effects in settings where CATE-based procedures may be underpowered due to, for example, measurement error. Further, the proposed approach can uncover violations of the homogeneous ITE assumption even when all effect modifiers are omitted from the data — so long as the differential variance identifiability conditions of Corollary 2.1 are satisfied, as in an RCT.

## 5 Application

Targeted temperature management, an intervention that induces mild, controlled hypothermia, was previously indicated for comatose adults following cardiac arrest. Pre-clinical and observational studies had previously suggested that this intervention could improve these patients’ neurological outcomes [Hirsch et al., 2025]. At the time, however, there was clinical uncertainty regarding the target temperature that optimized patient outcomes. The Target Temperature Management at 33°C versus 36°C after Cardiac Arrest (TTM; NCT01020916) and Hypothermia versus Normothermia after Out-of-hospital Cardiac Arrest (TTM2; NCT02908308) trials investigated whether various target temperatures

Table 1: TTM and TTM2 Trial Absolute Differential Variance Inference Results

Trial	Estimator	Estimate	Standard Error	95% Confidence Interval	P-Value
TTM	One-Step	3.9	7.1	(-10.0, 17.8)	0.582
TTM	TMLE	3.6	7.1	(-10.3, 17.5)	0.610
TTM2	One-Step	0.9	0.3	(0.2, 1.5)	0.008
TTM2	TMLE	0.9	0.3	(0.2, 1.5)	0.008

improved the six-month overall survival of unconscious patients resuscitated from out-of-hospital cardiac arrest [Nielsen et al., 2013, Dankiewicz et al., 2021]. Nine hundred fifty (950) and 1900 unconscious adult patients admitted to participating hospitals following an out-of-hospital cardiac arrest were randomized to one of two treatment arms in the TTM and TTM2 trials, respectively. In the TTM trial, patients were randomized with equal probability to targeted temperature management at either 33 °C or 36 °C. In the TTM2 trial, patients were randomized with equal probability to either targeted temperature management at 33 °C or targeted normothermia, which aims to maintain patients body temperature below 37.8 °C.

Neither trial reported a statistically significant difference between their respective arms’ outcomes. Unadjusted Cox proportional hazards models were used to estimate the hazard ratios in each trial. This parameter was the primary estimand in the TTM trial and the secondary estimand in the TTM2 trial. In the TTM trial, the estimated hazard ratio was 1.06 with a 95% confidence interval of (0.89, 1.28). In TTM2, the estimated hazard ratio was 1.08 with a 95% confidence interval of (0.95, 1.23). The primary estimand in the TTM2 trial was the relative risk of patients dying by six months; the estimate was 1.04 with a 95% confidence interval of (0.94, 1.14). As a result, contemporary guidelines recommend maintaining patients’ temperatures between 32 °C and 37.5 °C [Hirsch et al., 2025].

While these null results were consistent across subgroups, clinical uncertainty remains. Some clinicians hypothesize that certain clinical traits — such as severity of neurological injury on admission and duration of low blood flow — may modify the effect of target temperature management [Mark et al., 2025], though this has not yet been formally studied. Investigating this hypothesis might be challenging owing to the difficulty of accurately measuring certain variables in critical care settings. For example, the time to initiation of advanced life saving support, a baseline covariate related to the duration of low blood flow, was not recorded directly in the TTM and TTM2 trials, but derived from emergency medical services and hospital notes.

We applied our absolute differential variance procedure as a sensitivity analysis to the TTM and TTM2 trials’ subgroup analyses. Guided by the numerical experiment results presented in Section 4 and using an identical nuisance parameter estimation strategy, we estimated the absolute differential variances of the truncated survival times across the trials’ respective treatment groups using the  $\Psi_{OS}$  and  $\Psi_{TMLE}$ , adjusting for age, biological sex, time to return of spontaneous circulation, time to advanced life saving support, presence of circulatory shock on admission, initial cardiac rhythm, adrenaline administration, whether the cardiac arrest was witnessed by a bystander, presence of bystander cardiopulmonary resuscitation, and functional outcome before cardiac arrest (defined according to Cerebral Performance Category in the TTM trial and modified Rankin Scale score in the TTM2 trial). Patients’ Charlson Comorbidity Index was additionally adjusted for in the TTM2 trial data analysis [Charlson et al., 1987]. We note that we treated the six-month survival times as continuous outcomes given the virtual lack of right-censoring. The results are presented in Table 1. We highlight that the conditions of Corollary 2.1 and Theorem 4 required for valid causal inference using these estimators are met by virtue of the data being generated in an RCT.

While the homogeneous ITE assumption cannot be rejected based on the TTM trial data — perhaps owing to its small sample size relative to TTM2 — it is rejected in the TTM2 trial. Inference about the absolute differential variance using both  $\Psi_{OS}$  and  $\Psi_{TMLE}$  provides evidence of a heterogeneous response to the interventions considered in the TTM2 trial (Table 1). The effect estimate is small, however: the estimated difference of the potential outcomes’ standard deviations is less than one day. Coupled with the TTM2 trial’s null findings, these results suggest that the heterogeneity in patient response is not likely to be clinically meaningful, even if present. This analysis highlights the sensitivity of the proposed methodology for detecting heterogeneous treatment effects, and the importance of interpreting statistically significant results jointly with their clinical relevance.

## 6 Discussion

We proposed causally interpretable contrasts of the potential outcome variances in the full-data DGPs with binary treatment assignment mechanisms continuous outcomes, showed that these contrasts can be used to detect heterogeneous treatment effects even when treatment effect modifiers are omitted from the data, provided conditions under which these causal estimands are estimable in observed-data DGPs, and derived EIF-based, assumption-lean estimators of these

contrasts. We then studied these estimators' asymptotic properties — theoretically and empirically — showing that they are doubly robust under mild conditions about the DGP. We also established that, under unverifiable convergence rate conditions about the nuisance parameter estimators, these differential variance estimators are regular and asymptotically linear in nonparametric models. This result, in turn, permits straightforward hypothesis testing about the homogeneous ITE assumption.

This work gives rise to several exciting avenues of research. First, the proposed methodology may be extended to DGPs with diverse treatment assignment mechanisms and outcome types, permitting the formal detection of heterogeneous treatment effects in myriad settings where CATE-based approaches are inappropriate. Second,  $\widehat{Q}_{P_0}^2$  is challenging to estimate; it is an uncommon nuisance parameter without, to the best of our knowledge, bespoke estimators described in the literature. Future work might identify best-practices to perform inference about it, potentially improving finite-sample inference about  $\Psi(P_0)$  and  $\Lambda(P_0)$ . Third, differential variance inference procedures may inform the design of clinical trials aiming to generate evidence of heterogeneous treatment effects. Our proposed approach is particularly amenable to trials where it is challenging to collect potential treatment effect modifiers, such as in settings with resource constraints or instrument error. Alternatively, this methodology might be incorporated into existing heterogeneous treatment effect inference workflows, either as an initial analysis to determine if CATE-based procedures should be applied or as a sensitivity analysis after CATE-based approaches fail to produce evidence of heterogeneity.

## Software and Code

The differential variance methodology proposed in this manuscript is implemented in the open-source `cmldiffvar` software for the R Language for Statistical Computing [R Core Team, 2021]. This package is available on GitHub at <https://github.com/PhilBoileau/cmldiffvar>.

The code for the simulation studies of Section 4 are also freely available at [https://github.com/PhilBoileau/pub\\_differential-variance-simulations](https://github.com/PhilBoileau/pub_differential-variance-simulations). These numerical experiments rely on the simulation study framework implemented in the `simChef` R package [Duncan et al., 2024].

## Acknowledgments

The authors thank Nima S. Hejazi for his insightful comments and suggestions on an early version of the manuscript. GL reports financial support by the Royal Physiographic Society of Lund and the Swedish Society for Medical Research. MES is a tier 2 Canada Research Chair in Causal Inference and Machine Learning in Health Science and is supported by a Natural Sciences and Engineering Research Council of Canada Discovery Grant.

## Proofs

### Theorem 1

*Proof.* Let  $\Psi_F(P_0) \neq 0$  and assume  $f^{(0)}(W) = f^{(1)}(W) - \gamma$  and  $\epsilon^{(0)} = \epsilon^{(1)}$  that such that  $Y^{(0)} = Y^{(1)} - \gamma$ . Then

$$\begin{aligned} \Psi_F(P_0) &= \sqrt{\mathbb{V}_{P_{X,0}}[Y^{(1)}]} - \sqrt{\mathbb{V}_{P_{X,0}}[Y^{(0)}]} \\ &= \sqrt{\mathbb{V}_{P_{X,0}}[Y^{(0)} + \gamma]} - \sqrt{\mathbb{V}_{P_{X,0}}[Y^{(0)}]} \quad (\text{by linearity of expectation}) \\ &= \sqrt{\mathbb{V}_{P_{X,0}}[Y^{(0)}]} - \sqrt{\mathbb{V}_{P_{X,0}}[Y^{(0)}]} \\ &= 0 \end{aligned}$$

Thus,  $Y^{(0)} \neq Y^{(1)} - \gamma$ ; the homogeneous ITE assumption is violated.  $\square$

**Theorem 2**

*Proof.*

$$\begin{aligned}
 \mu^d(P_{X,0}; a) &= \mathbb{E}_{P_{X,0}}[\mathbb{E}_{P_{X,0}}[(Y^{(a)})^d | W]] \quad (\text{by the law of iterated expectations}) \\
 &= \mathbb{E}_{P_{X,0}}[\mathbb{E}_{P_{X,0}}[(Y^{(a)})^d | W, A = a]] \quad (\text{by conditional exchangeability and positivity}) \\
 &= \mathbb{E}_{P_0}[\bar{Q}_{P_0}^d(W, a)] \quad (\text{by consistency}) \\
 &= \mu^d(P_0; a)
 \end{aligned}$$

□

**Proposition 1**

*Proof.* Given that the EIF is a functional derivative and that  $\sigma^2(P; a) = \mu^2(P; a) - \mu(P; a)^2$ , we apply the the functional delta method to obtain  $D^{\sigma^2(a)}(P; O)$ :

$$D^{\sigma^2(a)}(P; O) = D^{\mu^2(a)}(P; O) + 2\mu(P; a)D^{\mu(a)}(P; O),$$

where  $D^{\mu^2(a)}(P; a)$  and  $D^{\mu(1)}(P; a)$  are the EIFs of  $\mu^2(P; a)$  and  $\mu(P; a)$ , respectively. Using the point-mass contamination approach and noting that  $P_t$  is defined as in Section 3.1, the EIF of  $D^{\mu^2(a)}(P; O)$  is derived as follows:

$$\begin{aligned}
 \left. \frac{d\mu^d(P_t; a)}{dt} \right|_{t=0} &= \left. \frac{d}{dt} \left\{ \int y^d f_t(y|a, w) f_t(w) dy dw \right\} \right|_{t=0} \\
 &= \left. \frac{d}{dt} \left\{ \int y^d \frac{f_t(y, a, w) f_t(w)}{f_t(a, w)} dy dw \right\} \right|_{t=0} \quad (\text{by the definition of conditional densities}) \\
 &= \int \left. \frac{d}{dt} \left\{ y^d \frac{f_t(y, a, w) f_t(w)}{f_t(a, w)} \right\} \right|_{t=0} dy dw \quad (\text{by standard regularity conditions}) \\
 &= \int y^d \left[ \left. \frac{f(w)}{f(a, w)} \frac{d}{dt} \{f_t(y, a, w)\} \right|_{t=0} - \frac{f(y, a, w) f(w)}{f(a, w)^2} \frac{d}{dt} \{f(a, w)\} \right|_{t=0} + \\
 &\quad \left. \frac{f(y, a, w)}{f(a, w)} \frac{d}{dt} \{f_t(w)\} \right|_{t=0} \Big] dy dw \quad (\text{by the chain rule}) \\
 &= \int y^d \frac{f(y, a, w) f(w)}{f(a, w)} \left[ \frac{\delta_{\tilde{y}, \tilde{a}, \tilde{w}}(y, a, w)}{f(y, a, w)} - \frac{\delta_{\tilde{a}, \tilde{w}}(a, w)}{f(a, w)} + \right. \\
 &\quad \left. \frac{\delta_{\tilde{w}}(w)}{f(w)} - 1 \right] dy dw \quad (\text{by derivative evaluation}) \\
 &= \int \frac{\tilde{y}^d \delta_{\tilde{y}, \tilde{a}, \tilde{w}}(y, a, w)}{f(a|\tilde{w})} - \frac{y^d f(y|a, \tilde{w}) \delta_{\tilde{a}, \tilde{w}}(a, w)}{f(a|\tilde{w})} + y^d f(y|a, \tilde{w}) \delta_{\tilde{w}}(w) - \\
 &\quad y^d f(y|a, w) f(w) dy dw \quad (\text{by the distributive property}) \\
 &= \frac{\tilde{y}^2 \delta_{\tilde{a}}(a)}{I(A=1)g_P(\tilde{w}) + I(A=0)(1-g_P(\tilde{w}))} - \frac{\delta_{\tilde{a}}(a) \bar{Q}_P^2(\tilde{w}, a)}{I(A=1)g_P(\tilde{w}) + I(A=0)(1-g_P(\tilde{w}))} + \\
 &\quad \bar{Q}_P^d(\tilde{w}, a) - \mu^d(P; a) \quad (\text{by integral evaluation}),
 \end{aligned}$$

where  $\delta_{\tilde{o}}$  is the Dirac delta function evaluated at  $\tilde{o}$ .

Then

$$D^{\mu^d(a)}(P; O) = \frac{I(A=a) (Y^d - \bar{Q}_P^d(W, a))}{I(A=1)g_P(W) + I(A=0)(1-g_P(W))} + \bar{Q}_P^d(W, a) - \mu^d(P; a),$$

and the result follows. □



**Theorem 3**

*Proof.* The TMLE, one-step estimators, and their cross-fitted variants are asymptotically equivalent. Consistency of these estimators can therefore be studied by evaluating the finite bias of the one-step estimator. Let  $0 < g_n(W)$  a.s.:

$$\begin{aligned}
 \text{Bias}(\sigma_{\text{OS}}^2(\hat{P}_n; 1)) &= \mathbb{E}_{P_0} \left[ \sigma_{\text{OS}}^2(\hat{P}_n; 1) - \sigma^2(P_0; 1) \right] \\
 &= \mathbb{E}_{P_0} \left[ \frac{A}{g_n(W)} (Y^2 - 2Y\mu_n(1) + 2\bar{Q}_n(W, 1)\mu_n(1) - \bar{Q}_n^2(W, 1)) + \right. \\
 &\quad \left. \bar{Q}_n^2(W, 1) - 2\bar{Q}_n(W, 1)\mu_n(1) + \mu_n(1)^2 - \sigma^2(P_0; a) \right] \\
 &= \mathbb{E}_{P_0} \left[ \frac{A}{g_n(W)} (Y^2 - 2Y\mu_n(1) + 2\bar{Q}_n(W, 1)\mu_n(1) - \bar{Q}_n^2(W, 1)) + \right. \\
 &\quad \left. \bar{Q}_n^2(W, 1) - 2\bar{Q}_n(W, 1)\mu_n(1) + \mu_n(1)^2 - \bar{Q}_{P_0}^2(W, 1) + \mu(P_0; 1)^2 \right] \\
 &\quad \text{(by definition of } \sigma^2(P_0; 1)) \\
 &= \mathbb{E}_{P_0} \left[ \frac{A}{g_n(W)} (Y^2 - 2Y\mu_n(1) + 2\bar{Q}_n(W, 1)\mu_n(1) - \bar{Q}_n^2(W, 1)) - \right. \\
 &\quad \left. (\bar{Q}_{P_0}^2(W, 1) - 2\bar{Q}_{P_0}(W, 1)\mu_n(a) + 2\bar{Q}_n(W, 1)\mu_n(1) - \bar{Q}_n^2(W, 1)) + \right. \\
 &\quad \left. (\mu_n(1) - \mu(P_0; 1))^2 \right] \text{(by completing the square)} \\
 &= \mathbb{E}_{P_0} \left[ \frac{g_{P_0}(W)}{g_n(W)} (\bar{Q}_{P_0}^2(W, 1) - 2\bar{Q}_{P_0}(W, 1)\mu_n(1) + 2\bar{Q}_n(W, 1)\mu_n(1) - \bar{Q}_n^2(W, 1)) - \right. \\
 &\quad \left. (\bar{Q}_{P_0}^2(W, 1) - 2\bar{Q}_{P_0}(W, 1)\mu_n(a) + 2\bar{Q}_n(W, 1)\mu_n(1) - \bar{Q}_n^2(W, 1)) + \right. \\
 &\quad \left. (\mu_n(1) - \mu(P_0; 1))^2 \right] \text{(by conditional exchangeability)} \\
 &= \mathbb{E}_{P_0} \left[ \frac{g_{P_0}(W) - g_n(W)}{g_n(W)} (\bar{Q}_{P_0}^2(W, 1) - \bar{Q}_n^2(W, 1)) + \right. \\
 &\quad \left. 2\mu_n(1) \frac{g_{P_0}(W) - g_n(W)}{g_n(W)} (\bar{Q}_n(W, 1) - \bar{Q}_{P_0}(W, 1)) + \right. \\
 &\quad \left. (\mu_n(1) - \mu(P_0; 1))^2 \right].
 \end{aligned}$$

An analogous result is obtained when  $a = 0$ . It then follows that  $\sigma_{\text{OS}}^2(\hat{P}_n; a)$  is consistent under the specified conditions.  $\square$

**Theorem 4**

*Proof.* The asymptotic linearity of the nonparametric estimators is established through the study of the empirical process term and the second order remainder term of Equation (5). By Lemma 2 of [Kennedy et al., 2020], we find that the empirical process term is  $o_P(1)$  under the first assumption. Next, letting  $c < g_n(W)$  a.s. for some  $c \in (0, 1)$ , we

find that:

$$\begin{aligned}
 R(P_0, \hat{P}_n) &= \sigma^2(\hat{P}_n; 1) - \sigma^2(P_0; 1) + \mathbb{E}_{P_0}[D^{\sigma^2(1)}(\hat{P}_n; O)] \\
 &\leq \mathbb{E}_{P_0} \left[ \frac{g_{P_0}(W) - g_n(W)}{g_n(W)} (\bar{Q}_{P_0}^2(W, 1) - \bar{Q}_n^2(W, 1)) + \right. \\
 &\quad \left. 2\mu_n(1) \frac{g_{P_0}(W) - g_n(W)}{g_n(W)} (\bar{Q}_n(W, 1) - \bar{Q}_{P_0}(W, 1)) + \right. \\
 &\quad \left. (\mu_n(1) - \mu(P_0; 1))^2 \right] \text{ (by proof of Theorem 3)} \\
 &\leq \frac{1}{c} \mathbb{E}_{P_0} [(g_{P_0}(W) - g_n(W))^2]^{1/2} \mathbb{E}_{P_0} [(\bar{Q}_{P_0}^2(W, 1) - \bar{Q}_n^2(W, 1))^2]^{1/2} + \\
 &\quad \frac{2}{c} \mathbb{E}_{P_0} [\mu_n(1)^2]^{1/2} \mathbb{E}_{P_0} [(g_{P_0}(W) - g_n(W))^2]^{1/2} \mathbb{E}_{P_0} [(\bar{Q}_n(W, 1) - \bar{Q}_{P_0}(W, 1))^2]^{1/2} + \\
 &\quad \mathbb{E}_{P_0} [(\mu_n(1) - \mu(P_0; 1))^2] \quad \text{(by positivity and Cauchy-Schwarz inequality)}.
 \end{aligned}$$

It follows that  $\sqrt{n}R(P_0, \hat{P}_n) = o_P(1)$ . Analogous results are obtained when  $a = 0$  and for the cross-fitted estimators.  $\square$

## References

- K. K. Ang, Q. Zhang, D. I. Rosenthal, P. F. Nguyen-Tan, E. J. Sherman, R. S. Weber, J. M. Galvin, J. A. Bonner, J. Harris, A. K. El-Naggar, M. L. Gillison, R. C. Jordan, A. A. Konski, W. L. Thorstad, A. Trotti, J. J. Beitler, A. S. Garden, W. J. Spanos, S. S. Yom, and R. S. Axelrod. Randomized phase III trial of concurrent accelerated radiation plus cisplatin with or without cetuximab for stage iii to iv head and neck carcinoma: RTOG 0522. *Journal of Clinical Oncology*, 32(27):2940–2950, 2014. ISSN 0732-183X. doi:10.1200/JCO.2013.53.5633.
- A. Bahamyirou, M. E. Schnitzer, E. H. Kennedy, L. Blais, and Y. Yang. Doubly robust adaptive LASSO for effect modifier discovery. *The International Journal of Biostatistics*, 18(2):307–327, 2022. ISSN 1557-4679. doi:10.1515/ijb-2020-0073.
- A. F. Bibaut and M. J. van der Laan. Fast rates for empirical risk minimization over càdlàg functions with bounded sectional variation norm, Aug. 2019.
- P. J. Bickel, C. A. J. Klaassen, Y. Ritov, and J. A. Wellner. *Efficient and Adaptive Estimation for Semiparametric Models*. Springer New York, June 1993. ISBN 978-0-387-98473-5.
- P. Boileau, N. T. Qi, M. J. van der Laan, S. Dudoit, and N. Leng. A flexible approach for predictive biomarker discovery. *Biostatistics*, 24(4):1085–1105, 2023. ISSN 1465-4644. doi:10.1093/biostatistics/kxac029.
- P. Boileau, N. Leng, and S. Dudoit. Guidance on individualized treatment rule estimation in high dimensions. *The International Journal of Biostatistics*, May 2025a. ISSN 1557-4679. doi:10.1515/ijb-2024-0005.
- P. Boileau, N. Leng, N. S. Hejazi, M. van der Laan, and S. Dudoit. A nonparametric framework for treatment effect modifier discovery in high dimensions. *Journal of the Royal Statistical Society Series B: Statistical Methodology*, 87(1):157–185, 2025b. ISSN 1369-7412. doi:10.1093/jrssb/qkae084.
- L. Breiman. Random Forests. *Machine Learning*, 45(1):5–32, Oct. 2001. ISSN 1573-0565. doi:10.1023/A:1010933404324.
- C. Butts, M. A. Socinski, P. L. Mitchell, N. Thatcher, L. Havel, M. Krzakowski, S. Nawrocki, T.-E. Ciuleanu, L. Bosquée, J. M. Trigo, A. Spira, L. Tremblay, J. Nyman, R. Ramlau, G. Wickart-Johansson, P. Ellis, O. Gladkov, J. R. Pereira, W. E. Eberhardt, C. Helwig, A. Schröder, and F. A. Shepherd. Tecemotide (L-BLP25) versus placebo after chemoradiotherapy for stage III non-small-cell lung cancer (START): A randomised, double-blind, phase 3 trial. *The Lancet Oncology*, 15(1):59–68, 2014. ISSN 1470-2045. doi:10.1016/S1470-2045(13)70510-2.
- Center for Drug Evaluation and Research and Center for Biologics Evaluation and Research. Adjusting for Covariates in Randomized Clinical Trials for Drugs and Biological Products. <https://www.fda.gov/regulatory-information/search-fda-guidance-documents/adjusting-covariates-randomized-clinical-trials-drugs-and-biological-products>, 2023.
- M. E. Charlson, P. Pompei, K. L. Ales, and C. R. MacKenzie. A new method of classifying prognostic comorbidity in longitudinal studies: Development and validation. *Journal of Chronic Diseases*, 40(5):373–383, 1987. ISSN 0021-9681. doi:10.1016/0021-9681(87)90171-8.
- S. Chen, L. Tian, T. Cai, and M. Yu. A general statistical framework for subgroup identification and comparative treatment scoring. *Biometrics*, 73(4):1199–1209, Dec. 2017. ISSN 0006-341X. doi:10.1111/biom.12676.

- V. Chernozhukov, D. Chetverikov, M. Demirer, E. Duflo, C. Hansen, and W. Newey. Double/debiased/Neyman machine learning of treatment effects. *American Economic Review*, 107(5):261–265, May 2017. ISSN 0002-8282. doi:10.1257/aer.p20171038.
- V. Chernozhukov, M. Demirer, E. Duflo, and I. Fernández-Val. Generic Machine Learning Inference on Heterogeneous Treatment Effects in Randomized Experiments, with an Application to Immunization in India. Technical Report w24678, National Bureau of Economic Research, Cambridge, MA, June 2018.
- J. Dankiewicz, T. Cronberg, G. Lilja, J. C. Jakobsen, H. Levin, S. Ullén, C. Rylander, M. P. Wise, M. Oddo, A. Cariou, J. Bělohávek, J. Hovdenes, M. Saxena, H. Kirkegaard, P. J. Young, P. Pelosi, C. Storm, F. S. Taccone, M. Joannidis, C. Callaway, G. M. Eastwood, M. P. G. Morgan, P. Nordberg, D. Erlinge, A. D. Nichol, M. S. Chew, J. Hollenberg, M. Thomas, J. Bewley, K. Sweet, A. M. Grejs, S. Christensen, M. Haenggi, A. Levis, A. Lundin, J. Düring, S. Schmidbauer, T. R. Keeble, G. V. Karamasis, C. Schrag, E. Faessler, O. Smid, M. Otáhal, M. Maggiorini, P. D. W. Garcia, P. Jaubert, J. M. Cole, M. Solar, O. Borgquist, C. Leithner, S. Abed-Maillard, L. Navarra, M. Annborn, J. Undén, I. Brunetti, A. Awad, P. McGuigan, R. B. Olsen, T. Cassina, P. Vignon, H. Langeland, T. Lange, H. Friberg, and N. Nielsen. Hypothermia versus Normothermia after Out-of-Hospital Cardiac Arrest. *New England Journal of Medicine*, 384(24):2283–2294, June 2021. ISSN 0028-4793. doi:10.1056/NEJMoa2100591.
- I. Díaz and M. Rosenblum. Targeted Maximum Likelihood Estimation using Exponential Families, June 2014.
- J. Duncan, T. Tang, C. F. Elliott, P. Boileau, and B. Yu. simchef: High-quality data science simulations in r. *Journal of Open Source Software*, 9(95):6156, 2024. doi:10.21105/joss.06156. URL <https://doi.org/10.21105/joss.06156>.
- J. H. Friedman. Multivariate Adaptive Regression Splines. *The Annals of Statistics*, 19(1):1–67, Mar. 1991. ISSN 0090-5364, 2168-8966. doi:10.1214/aos/1176347963.
- R. D. Gill, M. J. van der Laan, and J. A. Wellner. Inefficient estimators of the bivariate survival function for three models. *Annales de l’I.H.P. Probabilités et statistiques*, 31(3):545–597, 1995.
- S. Gruber and M. J. van der Laan. A Targeted Maximum Likelihood Estimator of a Causal Effect on a Bounded Continuous Outcome. *The International Journal of Biostatistics*, 6(1), 2010. ISSN 1557-4679. doi:10.2202/1557-4679.1260.
- O. Hines, O. Dukes, K. Diaz-Ordaz, and S. Vansteelandt. Demystifying statistical learning based on efficient influence functions. *The American Statistician*, 76(3):292–304, July 2022. ISSN 0003-1305. doi:10.1080/00031305.2021.2021984.
- O. Hines, K. Diaz-Ordaz, and S. Vansteelandt. Variable importance measures for heterogeneous causal effects, 2025+.
- K. G. Hirsch, E. Amorim, P. J. Coppler, I. R. Drennan, A. Elliott, A. J. Gordon, J. C. Jentzer, N. J. Johnson, A. Moskowitz, B. E. Mumma, A. M. Presciutti, A. J. Rodriguez, A. F. Yen, and J. C. Rittenberger. Part 11: Post-Cardiac Arrest Care: 2025 American Heart Association Guidelines for Cardiopulmonary Resuscitation and Emergency Cardiovascular Care. *Circulation*, 152(16\_suppl\_2):S673–S718, Oct. 2025. doi:10.1161/CIR.0000000000001375.
- P. W. Holland. Statistics and Causal Inference. *Journal of the American Statistical Association*, 81(396):945–960, Dec. 1986. ISSN 0162-1459. doi:10.1080/01621459.1986.10478354.
- E. H. Kennedy. Towards optimal doubly robust estimation of heterogeneous causal effects. *Electronic Journal of Statistics*, 17(2):3008–3049, Jan. 2023. ISSN 1935-7524, 1935-7524. doi:10.1214/23-EJS2157.
- E. H. Kennedy. Semiparametric doubly robust targeted double machine learning: A review. In *Handbook of Statistical Methods for Precision Medicine*. Chapman and Hall/CRC, 2024. ISBN 978-1-003-21622-3.
- E. H. Kennedy, S. Balakrishnan, and M. G’Sell. Sharp instruments for classifying compliers and generalizing causal effects. *The Annals of Statistics*, 48(4):2008–2030, Aug. 2020. ISSN 0090-5364, 2168-8966. doi:10.1214/19-AOS1874.
- C. A. J. Klaassen. Consistent estimation of the influence function of locally asymptotically linear estimators. *The Annals of Statistics*, 15(4):1548–1562, Dec. 1987. ISSN 0090-5364, 2168-8966. doi:10.1214/aos/1176350609.
- J. Levy, M. van der Laan, A. Hubbard, and R. Pirracchio. A fundamental measure of treatment effect heterogeneity. *Journal of Causal Inference*, 9(1):83–108, 2021. ISSN 2193-3685. doi:10.1515/jci-2019-0003.
- A. R. Luedtke and M. J. van der Laan. Super-Learning of an optimal dynamic treatment rule. *The International Journal of Biostatistics*, 12(1):305–332, May 2016. ISSN 1557-4679. doi:10.1515/ijb-2015-0052.
- J. D. Mark, J. L. Lopez, W. Wahood, R. A. Colombo, M. Danckers, A. A. Damluji, J. N. Katz, and C. L. Alviar. Personalizing Temperature Targets After Cardiac Arrest. *JACC: Advances*, 4(10):102042, Aug. 2025. ISSN 2772-963X. doi:10.1016/j.jacadv.2025.102042.

- J. Neyman, D. M. Dabrowska, and T. P. Speed. On the application of probability theory to agricultural experiments. essay on principles. Section 9. *Statistical Science*, 5(4):465–472, 1990. ISSN 0883-4237.
- N. Nielsen, J. Wetterslev, T. Cronberg, D. Erlinge, Y. Gasche, C. Hassager, J. Horn, J. Hovdenes, J. Kjaergaard, M. Kuiper, T. Pellis, P. Stammet, M. Wanscher, M. P. Wise, A. Åneman, N. Al-Subaie, S. Boesgaard, J. Bro-Jeppesen, I. Brunetti, J. F. Bugge, C. D. Hingston, N. P. Juffermans, M. Koopmans, L. Køber, J. Langørgen, G. Lilja, J. E. Møller, M. Rundgren, C. Rylander, O. Smid, C. Werer, P. Winkel, and H. Friberg. Targeted Temperature Management at 33°C versus 36°C after Cardiac Arrest. *New England Journal of Medicine*, 369(23):2197–2206, Dec. 2013. ISSN 0028-4793. doi:10.1056/NEJMoa1310519.
- J. Pfanzagl and W. Wefelmeyer. Contributions to a general asymptotic statistical theory. *Statistics & Risk Modeling*, 3(3-4):379–388, Apr. 1985. ISSN 2196-7040. doi:10.1524/strm.1985.3.34.379.
- R. V. Phillips, M. J. van der Laan, H. Lee, and S. Gruber. Practical considerations for specifying a super learner. *International Journal of Epidemiology*, 52(4):1276–1285, Aug. 2023. ISSN 0300-5771. doi:10.1093/ije/dyad023.
- R Core Team. *R: A Language and Environment for Statistical Computing*. R Foundation for Statistical Computing, Vienna, Austria, 2021. URL <https://www.R-project.org/>.
- D. B. Rubin. Estimating causal effects of treatments in randomized and nonrandomized studies. *Journal of Educational Psychology*, 66(5):688–701, 1974. ISSN 1939-2176. doi:10.1037/h0037350.
- A. Schick. On asymptotically efficient estimation in semiparametric models. *The Annals of Statistics*, 14(3):1139–1151, Sept. 1986. ISSN 0090-5364, 2168-8966. doi:10.1214/aos/1176350055.
- O. M. Stitelman, V. D. Gruttola, and M. J. van der Laan. A General Implementation of TMLE for Longitudinal Data Applied to Causal Inference in Survival Analysis. *The International Journal of Biostatistics*, 8(1), 2012. ISSN 1557-4679. doi:10.1515/1557-4679.1334.
- J. Tibshirani, S. Athey, E. Sverdrup, and S. Wager. *grf: Generalized Random Forests*, 2024. URL <https://CRAN.R-project.org/package=grf>. R package version 2.4.0; function: test\_calibration().
- A. A. Tsiatis. *Semiparametric Theory and Missing Data*. Springer Series in Statistics. Springer, New York, NY, 2006. ISBN 978-0-387-32448-7. doi:10.1007/0-387-37345-4.
- M. van der Laan. A generally efficient targeted minimum loss based estimator based on the Highly Adaptive Lasso. *The International Journal of Biostatistics*, 13(2), Nov. 2017. ISSN 1557-4679. doi:10.1515/ijb-2015-0097.
- M. J. van der Laan and J. M. Robins. *Unified Methods for Censored Longitudinal Data and Causality*. Springer Series in Statistics. Springer, New York, NY, 2003. ISBN 978-1-4419-3055-2 978-0-387-21700-0. doi:10.1007/978-0-387-21700-0.
- M. J. van der Laan and S. Rose. *Targeted Learning: Causal Inference for Observational and Experimental Data*. Springer Series in Statistics. Springer, New York, NY, 2011. ISBN 978-1-4419-9781-4 978-1-4419-9782-1. doi:10.1007/978-1-4419-9782-1.
- M. J. van der Laan and S. Rose. *Targeted Learning in Data Science: Causal Inference for Complex Longitudinal Studies*. Springer Series in Statistics. Springer International Publishing, Cham, 2018. ISBN 978-3-319-65303-7 978-3-319-65304-4. doi:10.1007/978-3-319-65304-4.
- M. J. van der Laan and D. Rubin. Targeted maximum likelihood learning. *The International Journal of Biostatistics*, 2(1), Dec. 2006. ISSN 1557-4679. doi:10.2202/1557-4679.1043.
- M. J. van der Laan, E. C. Polley, and A. E. Hubbard. Super Learner. *Statistical Applications in Genetics and Molecular Biology*, 6(1), Sept. 2007. ISSN 1544-6115. doi:10.2202/1544-6115.1309.
- R. von Mises. On the asymptotic distribution of differentiable statistical functions. *The Annals of Mathematical Statistics*, 18(3):309–348, Sept. 1947. ISSN 0003-4851, 2168-8990. doi:10.1214/aoms/1177730385.
- S. Wager and S. Athey. Estimation and inference of heterogeneous treatment effects using Random Forests. *Journal of the American Statistical Association*, 113(523):1228–1242, July 2018. ISSN 0162-1459. doi:10.1080/01621459.2017.1319839.
- B. D. Williamson, P. B. Gilbert, M. Carone, and N. Simon. Nonparametric variable importance assessment using machine learning techniques. *Biometrics*, 77(1):9–22, 2021. ISSN 1541-0420. doi:10.1111/biom.13392.
- B. D. Williamson, P. B. Gilbert, N. R. Simon, and M. Carone. A general framework for inference on algorithm-agnostic variable importance. *Journal of the American Statistical Association*, 118(543):1645–1658, 2023. ISSN 0162-1459. doi:10.1080/01621459.2021.2003200.
- Q. Zhao, D. S. Small, and A. Ertefaie. Selective inference for effect modification via the lasso. *Journal of the Royal Statistical Society Series B: Statistical Methodology*, 84(2):382–413, 2021. ISSN 1369-7412. doi:10.1111/rssb.12483.

- W. Zheng and M. J. van der Laan. Cross-validated targeted minimum-loss-based estimation. In M. J. van der Laan and S. Rose, editors, *Targeted Learning: Causal Inference for Observational and Experimental Data*, pages 459–474. Springer, New York, NY, 2011. ISBN 978-1-4419-9782-1. doi:10.1007/978-1-4419-9782-1\_27.
- A. X. Zhu, J. O. Park, B.-Y. Ryoo, C.-J. Yen, R. Poon, D. Pastorelli, J.-F. Blanc, H. C. Chung, A. D. Baron, T. E. F. Pfiffer, T. Okusaka, K. Kubackova, J. Trojan, J. Sastre, I. Chau, S.-C. Chang, P. B. Abada, L. Yang, J. D. Schwartz, and M. Kudo. Ramucirumab versus placebo as second-line treatment in patients with advanced hepatocellular carcinoma following first-line therapy with sorafenib (REACH): A randomised, double-blind, multicentre, phase 3 trial. *The Lancet Oncology*, 16(7):859–870, 2015. ISSN 1470-2045.
- S. C. Ziersen and T. Martinussen. Variable importance measures for heterogeneous treatment effects with survival outcome. *Scandinavian Journal of Statistics*, n/a(n/a):1–51, 2025. ISSN 1467-9469. doi:10.1111/sjos.70001.