

# SWIVURISO: THE SOUTH AFRICAN NEXT VOICES MULTILINGUAL SPEECH DATASET

Vukosi Marivate<sup>1,2,\*</sup> Kayode Olaleye<sup>1,\*</sup> Sitwala Mundia<sup>1</sup> Andinda Bakainga<sup>1</sup>  
 Unarine Netshifhefhe<sup>1</sup> Mahmooda Milanzie<sup>1</sup> Tsholofelo Hope Mogale<sup>1</sup> Thapelo Sindane<sup>1</sup>  
 Zainab Abdulrasaq<sup>1</sup> Kesego Mokgosi<sup>3</sup> Chijioke Okorie<sup>1,2</sup> Nia Zion Van Wyk<sup>1</sup>  
 Graham Morrissey<sup>4</sup> Dale Dunbar<sup>4</sup> Francois Smit<sup>4</sup> Tsosheletso Chidi<sup>1</sup>  
 Rooweither Mabuya<sup>5</sup> Andiswa Bukula<sup>6</sup> Respect Mlambo<sup>5</sup> Tebogo Macucwa<sup>1</sup>  
 Idris Abdulmumin<sup>1</sup> Seani Rananga<sup>1</sup>

<sup>1</sup>University of Pretoria

<sup>2</sup>AfriDSAI, University of Pretoria

<sup>3</sup>Technological University Dublin

<sup>4</sup>Way With Words, SADiLaR, Pennsylvania State University

<sup>5</sup>Lelapa AI

<sup>6</sup>Elsewhere

\*Equal First Authors

Correspondence: vukosi.marivate@cs.up.ac.za

## ABSTRACT

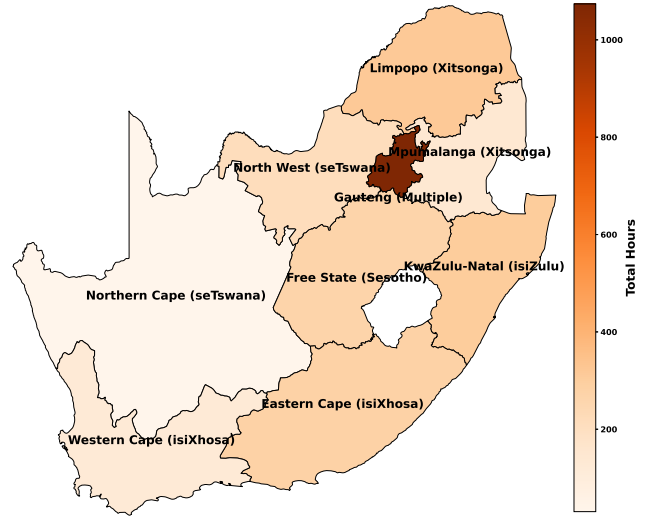
This paper introduces Swivuriso, a 3000-hour multilingual speech dataset developed as part of the African Next Voices project, to support the development and benchmarking of automatic speech recognition (ASR) technologies in seven South African languages. Covering agriculture, healthcare, and general domain topics, Swivuriso addresses significant gaps in existing ASR datasets. We describe the design principles, ethical considerations, and data collection procedures that guided the dataset creation. We present baseline results of training/finetuning ASR models with this data and compare to other ASR datasets for the languages concerned.

**Index Terms**— automatic speech recognition, South Africa, multilingual, multidomain, agriculture

## 1. INTRODUCTION

Automatic speech recognition (ASR) has advanced significantly, mainly due to the emergence of deep learning methods and the increasing availability of extensive multilingual datasets [1, 2, 3, 4, 5]. However, many African languages continue to be underrepresented in these advancements [6, 7]. Limited availability of quality speech datasets for these languages restricts the creation and deployment of accurate and inclusive ASR systems [8, 9].

Current ASR data sets often do not reflect the rich linguistic and cultural diversity of the African continent [10, 11]. They are generally limited in scope [12], focusing predominantly on general-purpose speech. Moreover, these datasets



**Fig. 1:** Geographic distribution of Swivuriso across South African provinces. Each province is shaded according to the total hours of recorded speech. The labels display the province name, with the dominant language indicated in brackets.

are typically composed of scripted recordings, which limits the ability of ASR systems to handle spontaneous speech and multilingual interactions that are common in many African communities [13].

In response to these challenges, we introduce *Swivuriso*

Dataset	# Languages	Speech Type	Domain	License	Hours	# Speakers	# Clips
NCHLT Speech [8, 9]	10	scripted	general	CC BY 3.0	560	2010	440738
Lwazi ASR [14]	10	scripted	general, telephonic	CC BY 3.0	80	2012	53000+
Common Voice 21.0 [15]	6	scripted	general	CC-0	9	28	4404
FLEURS [16]	4	scripted	general	CC BY	48	13656	13656
Vuk’uzenzele (ViXSD) [17]	1	scripted	general	Esethu	9	8	395
Swivuriso	7	scripted, unscripted	agri, general, health	CC BY 4.0	3000	2353	1M+

**Table 1:** Overview of selected South African ASR datasets. Swivuriso expands coverage in domain, scale, and speaker diversity.

<sup>1</sup>, a comprehensive 3000-hour multilingual speech corpus developed as part of the African Next Voices (ANV) project. The dataset covers seven South African languages and focuses on three key domains: agriculture, healthcare, and general-purpose speech. It includes both scripted and unscripted speech, with prompts carefully designed to reflect culturally grounded and contextually relevant use. Developed through participatory methods and guided by strong ethical principles, Swivuriso aims to improve the representation of South African languages in ASR systems, promote community engagement, and uphold responsible data stewardship.

This paper contributes in four ways. We introduce Swivuriso, one of the largest publicly available multilingual speech datasets for South African languages; we provide broad coverage of underrepresented socioeconomic domains; we develop the dataset using community-centred, ethically grounded data-collection practices; and we present initial ASR benchmarking results that demonstrate the dataset’s utility and indicate directions for future work. Together, these contributions establish Swivuriso as a significant resource for building inclusive and context-aware speech technologies in South Africa.

## 2. LANDSCAPE OF EXISTING SOUTH AFRICAN SPEECH DATASETS

### 2.1. Coverage and Diversity

Only a handful of South African speech datasets have been publicly released to date, each differing in scale, domain focus, and how contributors were engaged—for instance, through open crowdsourcing or through organized community recruitment. Table 1 provides an overview of publicly available South African speech datasets, including Swivuriso, and outlines their language coverage, data types, and domains. Among these, the NCHLT Speech Corpus and Lwazi ASR are the most extensive, covering ten South African languages. They primarily consist of scripted, read-aloud speech collected in controlled environments. While they offer broad linguistic coverage, they do not include spontaneous

or domain-specific speech samples.

More recent datasets include Mozilla’s Common Voice, which provides crowd-sourced, scripted speech in six South African languages, distributed under a permissive CC-0 license to encourage broad reuse. FLEURS includes approximately 12 hours of data per language in four South African languages, designed primarily for benchmarking and evaluation. Vuk’uzenzele(ViXSD)[17] is a community-led ASR dataset, released under the Esethu licensing framework, emphasizing community ownership and ethical commercialization. While smaller in scale, it highlights local participation in resource creation. AfriSpeech-200 [18] includes English speech with South African accents and healthcare domain coverage, useful for accent-aware ASR modeling.

Across these resources, there is still limited availability of spontaneous speech and focused domain coverage. This highlights the need for more diverse, community-grounded datasets like Swivuriso that incorporate both scripted and unscripted speech, broader domain representation, and deeper speaker diversity.

### 2.2. Ethical and Participatory Data Collection Practices

Collecting speech data in underrepresented language communities demands sensitivity to consent, privacy, cultural norms, and long-term community impact [19, 20]. Prior work in projects such as Common Voice and ALFFA [21] has demonstrated the importance of embedding ethical and participatory practices throughout the data lifecycle. A recent case study on the Catalan edition of Common Voice highlights the need for clear consent procedures, privacy safeguards, and inclusive participation [20]. Similarly, the ALFFA project emphasised community involvement by working with local experts and field linguists during data collection [21].

Swivuriso builds on these previous efforts by emphasizing ethical practices and inclusive representation. Local coordinators played a central role in managing recordings, supporting participants, and ensuring community diversity. The data creation process followed institutionally approved ethical protocols, including anonymization of meta-data, removal of personal identifiers, and safeguards to prevent misuse—such as voice cloning or biometric profiling.

<sup>1</sup>Swivuriso (*tso*) means proverbs/sayings. The name reflects the dataset’s role in unlocking knowledge in South African languages. See: <https://dsfsi.co.za/za-african-next-voices/>

Language	# Clips	# Speakers	Hours	Avg Dur (s)	# Male	# Female	Age Group				
							18–29	30–39	40–49	50–59	60+
ZUL	59,115	482	502.85	30.62	25,681	33,434	33,167	19,020	5,185	1,028	715
XHO	73,665	480	504.28	24.64	29,094	44,571	38,476	24,716	8,831	1,211	431
SOT	78,113	480	503.58	23.21	35,072	43,041	49,740	20,020	6,177	2,176	0
TSN	99,527	487	502.18	18.16	29,424	70,103	68,025	26,185	4,828	489	0
TSO	79,107	198	500.15	22.76	36,321	42,786	60,004	14,390	4,056	304	353
VEN	42,402	104	250.89	21.30	18,065	24,337	33,761	6,697	1,268	380	296
NBL	51,262	104	251.86	17.69	25,631	25,631	30,757	20,505	0	0	0

**Table 2:** Overview of Swivuriso statistics per language showing total clips, number of speakers, hours of data, average durations, and clip-based demographic breakdowns (gender and age group values represent counts of clips).

### 2.3. Licensing and Accessibility

Licensing and accessibility are essential for ensuring the broad usability of datasets, particularly for low-resource languages. Open licenses—such as Creative Commons—have been widely recognized for enabling broad reuse, especially where data collection is limited or financially inaccessible [22]. Projects like Common Voice illustrate how permissive licensing can support equitable access and accelerate language technology development for underrepresented languages [15].

In contrast, access-restricted datasets, while valuable, remain difficult to obtain for many researchers—particularly those based in low- and middle-income countries (LMICs). Yet, concerns around dataset accessibility are only part of a broader conversation. Increasingly, the focus is shifting toward ethical and equitable data governance, especially in contexts where language data is sourced from communities that have historically had limited control over how it is used. This has prompted interest in alternative licensing models that prioritize responsible stewardship, local agency, and benefit sharing [23, 17].

Swivuriso draws on these principles, aiming to balance open access with ethical accountability. It adopts an open licensing approach while embedding guidance on responsible dataset usage.

## 3. SWIVURISO

### 3.1. Dataset Scope and Languages

Swivuriso comprises approximately 3000 hours of speech collected from speakers of seven South African languages: isiZulu (ZUL), isiXhosa (XHO), Sesotho (SOT), Setswana (TSN), Xitsonga (TSO), Tshivenda (VEN), and isiNdebele (NBL). These languages were selected to reflect South Africa’s rich linguistic diversity, spanning multiple regions and sociolinguistic contexts (see Figure 1).

To support robust ASR development, the dataset includes both scripted and unscripted speech. Scripted prompts were

curated to explicitly cover three domains—healthcare, agriculture, and general-purpose communication (general)—and were adapted from publicly available, domain-relevant materials (see Section 3.3.2 for details). Unscripted prompts span a wider range of topics, including *healthcare*, *agriculture*, *telecommunication*, *finance*, and *transport*. These were designed to elicit culturally grounded, spontaneous responses that capture naturalistic speech patterns.

Each participant contributed approximately one hour of audio, recorded across multiple sessions and under varied acoustic conditions. Associated speaker metadata includes *age range* and *gender*. Table 2 summarizes the dataset statistics per language, including total clips, number of speakers, hours recorded, average duration, and speaker demographics.

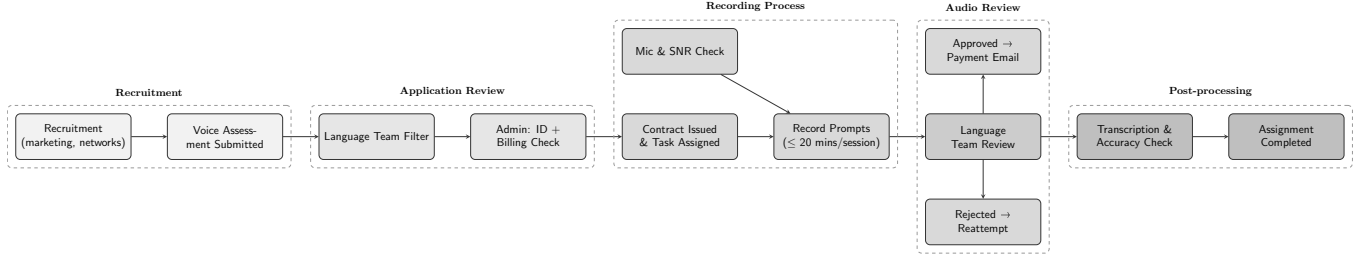
### 3.2. Dataset Creation Process

The Swivuriso dataset was created through a structured, multi-stage workflow designed to ensure both data quality and representative linguistic coverage (see Figure 2). This process yielded over 3000 hours of validated speech across seven South African languages, combining scripted and unscripted content across key domains.

Recruitment was conducted through a mix of targeted digital campaigns, community outreach, and university partnerships. Interested participants completed a short voice-based screening to assess language proficiency and compliance with recording standards. Applications were reviewed by language-specific teams, with filtering based on language background. ID and facial verification were required to reduce fraudulent submissions.

Approved participants signed formal consent contracts and accessed TalkTag, a custom recording platform built to support both scripted and unscripted prompts. Each session began with automated microphone and signal-to-noise checks. Sessions were limited to 20 minutes to manage fatigue and preserve quality, though multiple sessions were allowed until the target duration (approximately one hour) was reached.

All submitted recordings were reviewed by language



**Fig. 2:** Overview of Swivuriso creation workflow.

teams for technical clarity and adherence to task instructions. Approved recordings were then transcribed by trained annotators using the same platform. Only recordings and transcripts that passed final review were included in the dataset.

Data collection primarily took place in participants’ home environments, contingent on initial noise and equipment checks. Audio was captured in 48 kHz, 16-bit PCM WAV format to ensure fidelity. Each utterance was linked to anonymised speaker metadata via a unique UUID. Personally identifiable information was encrypted and stored separately, in line with approved ethical protocols. Contributors were instructed to avoid sharing personal content in their speech and provided informed consent for participation and data use.

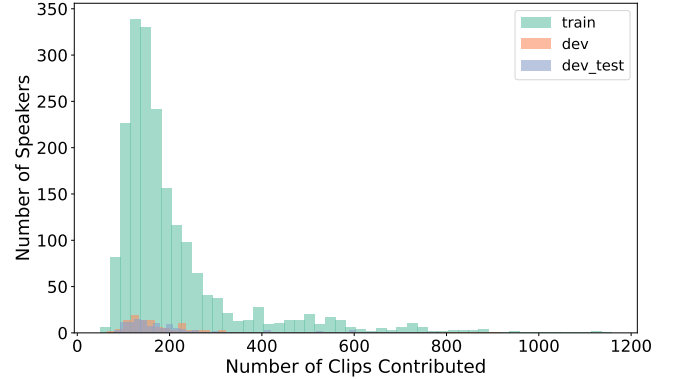
Remuneration was stratified by language to reflect engagement needs [24]. This workflow helped ensure that the final dataset reflects high technical quality, diverse speaker representation, and strong ethical oversight.

### 3.3. Prompt Design and Cultural Alignment

#### 3.3.1. Unscripted Prompts

The unscripted prompts were created by dedicated language teams to ensure cultural relevance and naturalness. Each language team consisted of a language lead and language assistants (usually three members per team), the work within a given language was peer reviewed across the team before the language lead signed off on the prompts to be used within that project. Domain paths were set up via Microsoft Forms, whereby language teams would select a domain of knowledge to get started, narrowing down their focus by then selecting a topic within that domain of knowledge, which would then present further subtopics related to the topic at hand.

Language teams were trained to design prompts that sought to elicit a range of responses. A simple example would be: *What is your favourite fruit, and why?* rather than *What is your favourite fruit?* The language teams were trained to understand the importance of prompt design in gathering responses that were not only declarative, but also interrogative, exclamative, imperative, and so on. The teams were also urged to adjust topics and subtopics within a given domain to be more culturally relevant and, where necessary, sensitive. The goal was to capture the national lexicon of



**Fig. 3:** Histogram showing how many clips each speaker contributed in the train, dev, and devtest splits.

a language as far as possible, therefore, topics and subdomains were highly relevant to South African life and tailored towards the nuances that are specific to that language.

All prompts were composed directly in the first language (L1) of the respective language teams, although the prompt creation interface was presented in English. This ensured that no translation occurred in the process of generating unscripted prompts. Once a language team member had navigated to the end of a specific domain path, they would then formulate the prompt in L1. Before commencing prompt creation, all language team members completed a brief sample project on the system to fully understand the task. Subsequently, each language team generated a minimum of 2,000 unscripted prompts upon comprehending the project requirements and objectives.

#### 3.3.2. Scripted Prompts

The scripted prompts were sourced from culturally relevant and domain-specific materials, ensuring diversity in areas such as agriculture and health. These sources included:

- Pula/Imvula Magazine [25], a monthly publication of Grain SA<sup>2</sup> providing agricultural information in five South African languages (English, Sesotho, Setswana,

<sup>2</sup><https://www.grainsa.co.za>

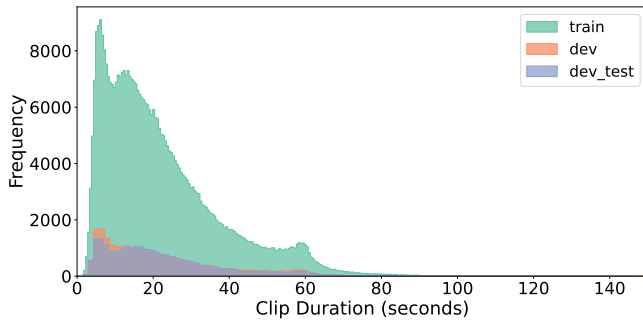
Language	Train		Dev		Dev Test	
	Clips	Speakers	Clips	Speakers	Clips	Speakers
ZUL	50,386	409	3,068	24	3,025	25
XHO	62,786	407	3,768	24	3,639	24
SOT	66,389	407	3,930	24	3,719	24
TSN	84,390	413	4,949	24	5,269	25
TSO	67,119	168	3,252	10	4,394	10
VEN	36,344	88	2,360	5	1,655	5
NBL	43,703	88	2,527	5	2,690	5

**Table 3:** Number of clips and unique speakers across train, dev, and devtest splits for each language.

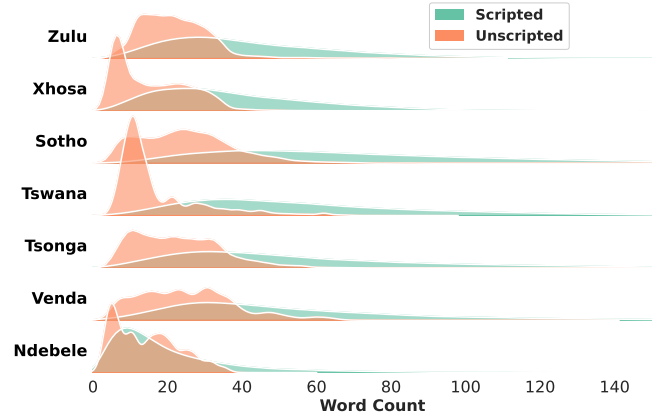
isiZulu and isiXhosa). This data was made available through South African Centre for Digital Language Resources (SADiLaR)<sup>3</sup>.

- Vukuzenzele [26], a government publication that offers information on public services.
- Wikipedia (South African Languages), providing broad linguistic and thematic coverage.
- African Wordnet [27], a vital lexical database to ensure vocabulary accuracy and support the development of various language technologies in South African languages.
- Translated goatkeepers manuals (ARC animal health) [28], specialized content on animal health and agriculture.

The initial cleaning and preparation of the data for prompts involved a structured pipeline designed to ensure high-quality text suitable for training ASR models. Each stage refined the data, removing irrelevant content, categorizing text into themes, and identifying or flagging Personally Identifiable Information (PII).



**Fig. 4:** Distribution of clip durations across train, dev, and devtest splits. All splits display a highly similar distribution pattern, with the majority of clips concentrated between 10 and 30 seconds.



**Fig. 5:** Distribution of word count per clip by speech type (scripted vs. unscripted) across four South African languages. Each subplot displays histograms and KDE curves overlaid for both types, with vertical dashed lines marking median values.

<sup>3</sup><https://sadilar.org/>

	Number of Hours				Number of Hours			
Domain	Lang.	Train	Dev	DevTest	Lang.	Train	Dev	DevTest
Agriculture	ZUL	76.24	4.42	4.52	XHO	76.58	4.33	4.60
Culture and Society		36.40	2.21	2.16		36.09	2.10	2.14
Finance		36.54	2.17	2.19		36.72	2.23	2.23
General		92.27	5.34	5.64		92.74	5.47	5.45
Health		76.22	4.28	4.66		76.21	4.41	4.56
Sports and Hobbies		36.53	2.15	2.08		36.18	2.19	2.16
Telecommunication		36.70	2.18	2.24		36.53	2.24	2.26
Transport		36.49	2.14	2.18		36.35	2.21	2.20
Agriculture	SOT	77.65	4.56	4.37	TSN	75.19	4.41	4.64
Culture and Society		35.66	2.10	2.07		35.96	2.12	2.16
Finance		36.37	2.10	2.26		36.41	2.14	2.20
General		92.20	5.40	5.44		93.29	5.44	5.59
Health		75.96	4.49	4.41		75.64	4.43	4.62
Sports and Hobbies		36.54	2.15	2.20		36.56	2.14	2.16
Telecommunication		36.77	2.13	2.21		36.58	2.11	2.20
Transport		36.44	2.08	2.14		36.18	2.15	2.21
Agriculture	TSO	72.32	3.51	4.31	NBL	35.51	2.43	2.43
Culture and Society		41.13	2.05	2.49		19.78	1.36	1.28
Finance		41.69	2.07	2.51		20.39	1.39	1.36
General		35.97	1.56	2.20		14.70	1.07	1.04
General - Civic Life		16.68	0.71	0.98		5.51	0.38	0.38
General - Knowledge		18.83	0.82	1.24		9.29	0.68	0.68
Health		76.36	3.74	4.47		44.16	3.01	2.99
Sports and Hobbies		41.69	2.06	2.51		20.23	1.36	1.36
Telecommunication		41.55	2.02	2.48		20.18	1.37	1.34
Transport		41.87	2.05	2.47		20.08	1.40	1.32
Agriculture	VEN	40.95	2.40	2.26				
Culture and Society		20.65	1.22	1.10				
Finance		21.22	1.21	1.12				
General		13.61	0.81	0.75				
General - Civic Life		7.21	0.41	0.31				
General Topics		7.32	0.42	0.31				
Health		40.81	2.39	2.29				
Sports and Hobbies		20.93	1.20	1.12				
Telecommunication		20.90	1.21	1.10				
Transport		20.89	1.20	1.12				

**Table 4:** Distribution of total hours recorded across different content domains, grouped by train, dev, and devtest splits.

Upon ingestion, initial quality control measures, including preliminary reviews for structural issues, were applied to these raw texts. The text was then filtered using language identification to retain only the target South African languages. While no strict confidence thresholds were applied, instances where the top-ranked language did not match the expected category were excluded. Confidence scores were retained as metadata.

To standardize the content and facilitate thematic analysis, two steps were performed: First, the entire text was translated

into English using NLLB-200 [29]. Second, translated text files were categorized into themes (e.g., agriculture, health-care, general) using OpenAI’s GPT-4 [30].

Raw text often contains unnecessary information that was removed to standardize the dataset and improve the quality of the text. This involved the removal of metadata and irrelevant content, such as stripping HTML tags, URLs, excessive whitespace, and other non-textual artifacts. Custom cleaning rules were also developed and applied per source to address consistent issues found in specific datasets.

The text was segmented into meaningful sentences (prompts) using BlingFire [31]. This ensured accurate segmentation by extracting discrete sentences, enforcing proper punctuation at each sentence end, and merging very short sentences to avoid fragmentation.

Finally, Named Entity Recognition (NER) and Personal Information Anonymization were applied. Specifically, Personally Identifiable Information (PII) was flagged or removed using Microsoft Presidio [32], which identifies various PII types.

### 3.4. Dataset Statistics

To support fair and consistent evaluation, Swivuriso is released with predefined *train*, *dev*, and *devtest* splits, following an 85/5/5 split. The actual hours per split is presented in Table 4. An additional 5% of the data is held out as a private *test* set to support future shared tasks and public ASR leaderboard evaluation.

These splits are speaker-disjoint, ensuring no speaker appears in more than one subset. This ensures reliable benchmarking and reproducibility across studies, while reducing the risk of data leakage.

Figure 3 compares the number of clips and unique speakers across train, dev and test splits for each language. The distributions closely follow the expected split ratio, with the training split containing the majority of data. The relative proportions suggest that the splitting strategy maintained balance across subsets. Figure 4 shows the distribution of clip durations across splits. Most clips fall between 10 and 30 seconds, and the shapes of the distributions are nearly identical across splits. This indicates that the clip durations are evenly distributed across the splits. Figure 3 shows the number of clips contributed per speaker. While the distribution is skewed—some speakers contributed more clips than others—speaker diversity is well preserved, with contributions from a broad base spanning different age groups, and speech styles. Table 4 shows the total number of hours recorded per domain across train, dev, and test splits. All domains are represented in each split, with the training set holding the majority of the content, as expected. While *general*, *health*, and *agriculture* dominate in terms of hours, other domains such as *finance*, *telecommunication*, and *culture and society* also have meaningful representation. Figure 5 shows the distribution of word count per clip for scripted and unscripted recordings. In all languages, scripted clips tend to have much shorter word counts, with medians ranging between 17-26 words. Unscripted clips are consistently longer, with higher medians (33-75 words) and more variability. The histograms show that scripted speech distributions are narrow and sharply peaked, reflecting uniformity in read prompts, while unscripted speech exhibits longer tails, capturing the natural variation of spontaneous speech.

To summarize, Swivuriso is released with predefined

*train*, *dev*, and *devtest* splits, following an 85/5/5 ratio, plus a private *test* set of 5% of the data for blind evaluation. The splits are speaker-disjoint; that is, no speaker appears in more than one subset:

$$S_{\text{train}} \cap S_{\text{dev}} = \emptyset, \quad S_{\text{train}} \cap S_{\text{devtest}} = \emptyset, \quad S_{\text{train}} \cap S_{\text{test}} = \emptyset.$$

Let  $N_{\text{clips}}^{\text{split}}$  be the number of clips in each split. The proportion of clips per split can be represented as:

$$p_{\text{split}} = \frac{N_{\text{clips}}^{\text{split}}}{N_{\text{clips}}^{\text{total}}}. \quad (1)$$

And if we let  $d_i$  be the duration of clip  $i$  (in seconds), then the average clip duration in a split can be represented as:

$$\bar{d}_{\text{split}} = \frac{1}{N_{\text{clips}}^{\text{split}}} \sum_{i=1}^{N_{\text{clips}}^{\text{split}}} d_i. \quad (2)$$

For speaker contributions, let  $N_{\text{clips}}^s$  be the number of clips by speaker  $s$  in a split. Then the average clips per speaker is:

$$\bar{N}_{\text{clips}} = \frac{1}{|S_{\text{split}}|} \sum_{s \in S_{\text{split}}} N_{\text{clips}}^s. \quad (3)$$

Domain coverage is measured by total hours per domain  $H_D$ :

$$H_D = \sum_{i \in D} d_i, \quad p_{D, \text{split}} = \frac{H_{D, \text{split}}}{\sum_{D'} H_{D', \text{split}}}. \quad (4)$$

Finally, word count per clip  $w_i$  is summarized as the average per split:

$$\bar{w}_{\text{split}} = \frac{1}{N_{\text{clips}}^{\text{split}}} \sum_{i=1}^{N_{\text{clips}}^{\text{split}}} w_i. \quad (5)$$

The above deterministic notation captures the key statistics of the Swivuriso dataset and is aligned with standard practice evident in many contemporary state-of-the-art multilingual datasets [22, 16, 33]. It accounts for the number of clips, clip durations, speaker contributions, domain coverage, and word counts for both scripted and unscripted recordings.

The dataset is publicly available through multiple mirrors to support long-term accessibility and reuse. The primary dataset repository, including documentation and data processing scripts, is hosted on GitHub<sup>4</sup>. The full (uncompressed) dataset can also be accessed and explored on HuggingFace<sup>5</sup>. A citable, compressed, archived version is preserved on Zenodo<sup>6</sup>, ensuring persistence and versioning for research use.

<sup>4</sup><https://github.com/dsfsi/za-african-next-voices>

<sup>5</sup>[https://huggingface.co/datasets/dsfsi-anv/](https://huggingface.co/datasets/dsfsi-anv/za-african-next-voices)

[za-african-next-voices](https://huggingface.co/datasets/dsfsi-anv/za-african-next-voices)

<sup>6</sup><https://zenodo.org/records/17776289>

Additional project information, updates, and related resources are available on the DSFSI project website<sup>7</sup>.

#### 4. AUTOMATIC SPEECH RECOGNITION BENCHMARKS

We demonstrate the potential of the Swivuriso dataset by performing automatic speech recognition (ASR) in seven South African languages. A series of experiments were conducted to benchmark model performance and establish baselines on the Swivuriso dataset. For the experiments, we used the following models for finetuning: whisper-large-v3-turbo (809M), Wav2vec-BERT 2.0 (600M) and MMS-1b-all (1B).

##### 4.1. South African Cross-Corpus Performance

First, a comparison was made between the performance of several models on public ASR datasets (Lwazi, NCHLT) and the Swivuriso dataset. To ensure a fair comparison, larger datasets were downsampled to align with the smallest dataset, Lwazi, resulting in an average of approximately six hours of audio per language. Both Wav2vec-BERT and MMS were then fine-tuned on these respective datasets.

**Training Configuration:** All training was conducted for 2000 steps with an effective batch size of 32 and learning rates of  $5 \times 10^{-5}$  and  $1 \times 10^{-3}$  for Wav2vec-BERT and MMS respectively.

**Results:** The Word Error Rates (WER) for the selected models are presented in Table 5. The results indicate that the Swivuriso dataset plays a pivotal role in advancing ASR capabilities. The observed reduction in Word Error Rates serves as a testament to the dataset’s quality, reinforcing the importance of developing robust, high-volume language resources specifically tailored for African languages.

Dataset	Wav2Vec2-BERT 2.0 (600M)	MMS (1B)
Lwazi	0.45	0.35
NCHLT Sample	0.36	0.41
Swivuriso Sample	0.38	0.45

**Table 5:** Comparison of Word Error Rates (WER) across datasets.

##### 4.2. Whisper-large-v3-Turbo Monolingual Baselines

Baseline models were fine-tuned on the Swivuriso dataset using Whisper-large-v3-Turbo (600M), a pruned version of Whisper Large.

**Training Configuration:** All training was conducted for 2000 steps with an effective batch size of 32 and a learning rate of  $1 \times 10^{-4}$ .

**Results:** Both zero-shot and fine-tuned performance were evaluated. As shown in Figure 6, fine-tuning resulted in a reduction in WER across all languages. For example, zero-shot WER for SeTswana (TSN) was 223.0%, which dropped to 13.0% after fine-tuning. Similarly, XiTsonga (TSO) improved from 190.0% to 12.0%.

##### 4.3. Multilingual Baseline Experiments

We establish baseline performance on the Swivuriso dataset by fine-tuning three speech recognition architectures: Whisper-large-v3-Turbo, Wav2Vec-BERT 2.0, and Massively Multilingual Speech (MMS).

**Training Configuration:** All models were fine-tuned for 10,000 optimisation steps with an effective batch size of 32, achieved through gradient accumulation. We employed model-specific learning rates:  $1 \times 10^{-5}$  for Whisper,  $5 \times 10^{-5}$  for Wav2Vec-BERT, and  $3 \times 10^{-4}$  for MMS. Training was conducted using mixed-precision (bfloat16). For MMS, we fine-tune adapter layers, whilst Whisper and Wav2Vec-BERT are fine-tuned end-to-end with gradient checkpointing enabled for memory efficiency.

Model	1K Steps	10K Steps ↓
Whisper-large-v3-Turbo	0.37	<b>0.15</b>
Wav2Vec-BERT 2.0	0.44	0.17
MMS-1B-all	0.47	0.32

**Table 6:** Baseline multilingual ASR results on Swivuriso. WER is reported on the held-out test set at 1,000 and 10,000 training steps. Lower is better.

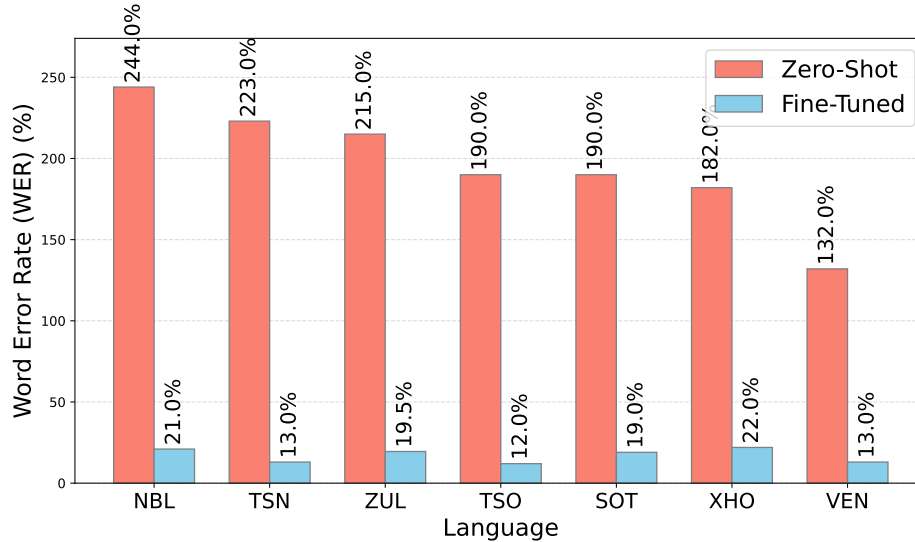
**Results:** Table 6 summarises the Word Error Rate (WER) achieved by each model at early (1,000 steps) and final (10,000 steps) training checkpoints. Continued fine-tuning yields substantial improvements across all models, with Whisper-large-v3-Turbo achieving the largest absolute reduction of 0.22, followed by Wav2Vec-BERT at 0.27 and MMS at 0.15.

##### 4.4. Effect of Speech hours in Training data

To understand the impact of data volume on the fine-tuning process, an investigation into the effect of speech hours in the training data was conducted. The whisper-v3-turbo model was trained for a single epoch using subsets of 50 hours, 150 hours, and 250 hours of training data.

<sup>7</sup><https://www.dsfsi.co.za/za-african-next-voices/>





**Fig. 6:** Comparison of Word Error Rates (WER) on the Swivuriso dataset. The Whisper-large-v3-turbo model was evaluated in Zero-Shot mode and after fine-tuning for 2000 steps.

**Training Configuration:** All training was 1 epoch with an effective batch size of 64 and a learning rate of  $1 \times 10^{-4}$ .

**Results:** Table 7 details the Word Error Rate (WER) and Character Error Rate (CER) relative to recorded hours in the train set. Increasing the training data volume generally leads to improved performance (lower WER and CER). For instance, XHO (Xhosa) WER improved from 39.63% at 50 hours to 24.15

#### 4.5. Discussion

The baseline experiments show that the Swivuriso dataset supports measurable improvements in ASR performance across multiple architectures and languages. Fine-tuning consistently reduced error rates, and results across models indicate that the dataset provides stable learning signals even at early training stages. The analysis of training hours further confirms that additional data contributes to performance gains for most languages. These findings position Swivuriso as a reliable resource for future work on South African ASR and for continued methodological development in multilingual speech modelling.

### 5. RELATED WORK

There has been substantial work done previously by many scholars in the art of collecting and designing world class datasets especially in the field of Automatic Speech Recognition where the requirements for precision and elimination of anomalies are very important [34, 18, 35, 36, 37, 38]. In

the context of low resource languages globally the development has been slow particularly for African languages. We take note of the ones that has helped enlighten us in this journey Abdulmumin et. el proposed a study [39] on the FLORES dataset which helped correct FLORES to better evaluate four African low resource languages. This work involved a meticulous review and correction of the dataset’s dev and devtest splits for Hausa, Northern Sotho (Sepedi), Xitsonga, and isiZulu. In this study, native speakers carefully identified and fixed inconsistencies and inaccuracies that could impact the reliability of downstream NLP tasks, especially machine translation. The work further demonstrated that their corrections improved the linguistic accuracy and overall quality of the dataset, supported by both qualitative assessment and statistical analysis of the changes. This correction effort highlights the importance of native speaker involvement to ensure linguistic and cultural relevance in low-resource language datasets. We have heavily involved native speakers in our dataset to strengthen its character and overall improve the linguistic accuracy and the overall quality of the dataset as recommended by [39]. Another interesting study which helped guide our process in terms of sentiment analysis across a range of domains is the study proposed by authors in [40]. The study identified that many sentiment analysis benchmark datasets for high resource languages have been made available however, for low-resource languages this is not the case especially for Indian languages like Hindi. The study addressed the challenges of sentiment analysis in Hindi particularly addressing socially relevant domains by introducing a balanced corpus annotated with the sentiment classes, viz. positive, negative and neutral.

Language	WER			CER		
	50hrs	150hrs	250hrs	50hrs	150hrs	250hrs
ZUL	31.70	23.00	22.79	7.55	5.10	5.08
XHO	39.63	26.08	24.15	12.27	6.97	5.73
SOT	24.47	19.79	17.05	11.39	9.45	8.03
TSN	20.09	14.93	13.26	8.37	6.49	6.63
TSO	24.60	17.44	12.65	9.92	7.99	4.97
VEN	17.64	13.89	14.00	4.23	3.31	3.36
NBL	30.37	22.23	21.21	9.72	6.14	5.93

**Table 7:** WER and CER performance across recorded hours in training data for each language. Whisper-large-v3-turbo fine-tuned for 1 epoch.

## 6. LICENSING AND ACCESSIBILITY

Dataset licensing is fundamental for ensuring both broad usability and ethical access, especially for low-resource languages. Standard open licenses, such as Creative Commons (e.g., CC BY 4.0), have made large-scale reuse possible, with initiatives like Mozilla Common Voice demonstrating the value of permissive licensing for language technology development. However, access restrictions to resources for AI development continue to impede many researchers in low- and middle-income countries, pointing to broader concerns about equitable data governance and local community agency [23].

For the Swivuriso project, we adopted the Creative Commons Attribution 4.0 International (CC BY 4.0) license to promote open access while embedding ethical accountability. Swivuriso is released on Zenodo and Hugging Face, with persistent DOIs and comprehensive documentation. Each release includes audio, aligned transcripts, and detailed metadata on demographic, linguistic, and accessibility factors. We also provide an ethical use statement, restricting uses such as voice cloning to protect speaker privacy.

The CC BY 4.0 license is highly permissive: users can share, adapt, and build upon the dataset for any purpose, including commercially, provided they attribute the creators and indicate any modifications. The license prohibits additional legal or technical restrictions, covers database rights, and includes a “cure period” for addressing license violations, all designed to encourage legal certainty and global scientific collaboration.

However, while open licenses are essential for maximizing data utility, they often fail to address issues like local agency or protection of Indigenous knowledge. The uniform application of standard licenses can unintentionally undermine community ownership, especially for cultural materials or community-sourced data. This limitation is driving a shift toward more context-sensitive frameworks that prioritize stewardship, benefit-sharing, and community control. This approach that is gaining ground in African data governance [17, 23].

Recent licensing models such as the Nwulite Obodo Open Data License (NOODL) [41, 42] and the Esethu License [17] illustrate this paradigm shift. NOODL, for example, differentiates between users in Africa or developing countries and those outside these regions, enabling tailored benefit-sharing and requiring adaptations to be shared within the region. Esethu reinvests licensing revenue directly into expanding resources and supporting local employment, maintaining both community agency and resource sustainability.

As experience with Indigenous and low-resource language data has shown, unrestricted “openness” can reinforce existing inequities if not balanced with robust ethical safeguards. The current evolution of open data practice acknowledges that responsible sharing requires more than a generic license; it demands attention to consent, privacy, fairness, and mechanisms for ongoing community benefit.

Our choice to use CC BY 4.0 for Swivuriso was rooted in a desire for openness, but it also underscored the shortcomings of standard licenses for datasets from African and low-resource languages. Emerging frameworks like NOODL and Esethu highlight the field’s move towards more ethical, equitable governance. For dataset publications, it is no longer sufficient to declare a standard open license; authors should also explain their approach to ethical, just, and community-empowering data stewardship.

## 7. CONCLUSIONS

Swivuriso represents a significant step toward advancing automatic speech recognition and broader speech technologies for South African languages. With coverage of seven linguistically and geographically diverse languages, and the inclusion of both domain-specific and culturally grounded unscripted speech, the dataset can support a wide range of use cases—including health communication, agricultural advisory tools, and multilingual spoken language applications.

The dataset is designed to support not only benchmark-driven evaluation—such as improving word error rate and related performance metrics—but also the development of speech systems that are culturally informed, socially re-

sponsive, and better aligned with the linguistic realities of underrepresented communities.

By grounding the dataset in community-informed consent, open licensing, and accessible distribution, the South Africa NextVoices project offers a replicable model for ethically robust and practically useful dataset creation in low-resource settings.

Future extensions may involve expanding the dataset to include additional Southern African languages and enriching it with task-oriented dialogues, emotional speech, and cross-lingual interactions to further broaden its applicability.

## 8. ACKNOWLEDGEMENTS

The project was funded through a grant from the Gates Foundation and a gift from Meta.

We thank all collaborators, institutions, and partners who contributed to the African Next Voices project. In particular, we acknowledge the support and engagement of Masakhane, Lelapa AI (*Disclosure*: Vukosi Marivate is a co-founder of Lelapa AI), Lanfrica, the University of Pretoria (ITS and Research Office), Makerere University, and Digital Umuganda. We thank all of the collaborators on the larger project in Kenya (Maseno University and collaborators), Nigeria (Data Science Nigeria and collaborators), Mali (RobotsMali and collaborators) and beyond.

We also acknowledge the support of the ABSA Chair of Data Science and the Data Science for Social Impact (DSFSI) Lab at the University of Pretoria. Some authors were supported through the UK International Development and the International Development Research Centre (IDRC), Ottawa, Canada, under the AI4D Africa Programme. DSFSI further acknowledges gifts from NVIDIA, Google.org and OpenAI.

We are grateful to the Data Science for Social Impact Lab at UP, the professional staff at the University of Pretoria for their assistance. We also thank SADiLaR, the Agricultural Research Council, Grain SA, the Government of South Africa, Wikipedia, the African Wordnet Project, and others who made their data available for use in this project.

## 9. REFERENCES

- [1] Dimah Al-Fraihat, Yousef Sharrab, Faisal Alzyoud, Ayman Qahmash, and Adi Maaita, “Speech recognition utilizing deep learning: A systematic review of the latest developments,” *Human-centric Computing and Information Sciences*, p. 15, 2024.
- [2] Hamza Kheddar, Mustapha Hemis, and Yassine Himeur, “Automatic speech recognition using advanced deep learning approaches: A survey,” *Information Fusion*, vol. 109, pp. 102422, 2024.
- [3] Andros Tjandra, Nayan Singhal, David Zhang, Ozlem Kalinli, Abdelrahman Mohamed, Duc Le, and Michael L. Seltzer, “Massively multilingual asr on 70 languages: Tokenization, architecture, and generalization capabilities,” in *ICASSP 2023 - 2023 IEEE International Conference on Acoustics, Speech and Signal Processing (ICASSP)*, 2023, pp. 1–5.
- [4] Taiyao Zeng, “Deep learning in automatic speech recognition (asr): A review,” in *Proceedings of the 2022 7th International Conference on Modern Management and Education Technology (MMET 2022)*. 2022, pp. 173–179, Atlantis Press.
- [5] Alec Radford, Jong Wook Kim, Tao Xu, Greg Brockman, Christine Mcleavey, and Ilya Sutskever, “Robust speech recognition via large-scale weak supervision,” in *Proceedings of the 40th International Conference on Machine Learning*, 2023, vol. 202, pp. 28492–28518.
- [6] Joyce Nakatumba-Nabende, Claire Babirye, Peter Nabende, Jeremy Francis Tusubira, Jonathan Mukiibi, Eric Peter Wairagala, Chodrine Mutebi, Tobius Saul Bateesa, Alvin Nahabwe, Hewitt Tusiime, and Andrew Katumba, “Building text and speech benchmark datasets and models for low-resourced east african languages: Experiences and lessons,” *Applied AI Letters*, vol. 5, no. 2, pp. e92, 2024.
- [7] Moayad Elamin, Yonas Chanie, Paul Ewuzie, and Samuel Rutunda, “Multilingual automatic speech recognition for kinyarwanda, swahili, and luganda: advancing asr in select east african languages,” *4th Workshop on African Natural Language Processing*, 2023.
- [8] Etienne Barnard, Marelle Davel, Charl van Heerden, Febe de Wet, and Jaco Badenhorst, “The nchlt speech corpus of the south african languages,” *Workshop on Spoken Language Technologies for Under-resourced languages (SLTU)*, pp. 194–200, 01 2014.
- [9] Jaco Badenhorst and Febe de Wet, “Nchlt auxiliary speech data for asr technology development in south africa,” *Data in Brief*, vol. 41, pp. 107860, 2022.
- [10] Bonaventure F. P. Dossou, “Advancing african-accented speech recognition: Epistemic uncertainty-driven data selection for generalizable asr models,” *SIGUL-LREC 2024 Workshop*, 2024.
- [11] Calvin Chang, Yi-Hui Chou, Jiatong Shi, Hsuan-Ming Chen, Nicole Holliday, Odette Scharenborg, and David R Mortensen, “Self-supervised speech representations still struggle with african american vernacular english,” in *Interspeech*, 2024.
- [12] Franco Mak, Avashna Govender, and Jaco Badenhorst, “Exploring asr fine-tuning on limited domain-specific

- data for low-resource languages,” *Journal of the Digital Humanities Association of Southern Africa*, vol. 5, no. 1, 2024.
- [13] Astik Biswas, Emre Yilmaz, Febe de Wet, Ewald van der Westhuizen, and Thomas Niesler, “Semi-supervised development of ASR systems for multilingual code-switched speech in under-resourced languages,” in *Proceedings of The 12th Language Resources and Evaluation Conference, LREC 2020, Marseille, France, May 11-16, 2020*, Nicoletta Calzolari, Frédéric Béchet, Philippe Blache, Khalid Choukri, Christopher Cieri, Thierry Declerck, Sara Goggi, Hitoshi Isahara, Bente Maegaard, Joseph Mariani, Hélène Mazo, Asunción Moreno, Jan Odijk, and Stelios Piperidis, Eds., 2020, pp. 3468–3474.
- [14] Tebogo Gumede and Madelaine Plauché, “Initial fieldwork for LWAZI: A telephone-based spoken dialog system for rural South Africa,” in *Proceedings of the First Workshop on Language Technologies for African Languages*, Lori Levin, John Kiango, Judith Klavans, Guy De Pauw, Gilles-Maurice de Schryver, and Peter Waiganjo Wagacha, Eds., 2009, pp. 59–65.
- [15] Rosana Ardila, Megan Branson, Kelly Davis, Michael Kohler, Josh Meyer, Michael Henretty, Reuben Morais, Lindsay Saunders, Francis Tyers, and Gregor Weber, “Common voice: A massively-multilingual speech corpus,” in *Proceedings of the Twelfth Language Resources and Evaluation Conference*, 2020, pp. 4218–4222.
- [16] Alexis Conneau, Min Ma, Simran Khanuja, Yu Zhang, Vera Axelrod, Siddharth Dalmia, Jason Riesa, Clara Rivera, and Ankur Bapna, “Fleurs: Few-shot learning evaluation of universal representations of speech,” in *2022 IEEE Spoken Language Technology Workshop (SLT)*. IEEE, 2023, pp. 798–805.
- [17] Jenalea Rajab, Anuoluwapo Aremu, Everlyn Asiko Chimoto, Dale Dunbar, Graham Morrissey, Fadel Thior, Luandrie Potgieter, Jessico Ojo, Atnafu Lambebo Tonja, Maushami Chetty, Onyothi Nekoto, Pelonomi Moilola, Jade Abbott, Vukosi Marivate, and Benjamin Rosman, “The esethu framework: Reimagining sustainable dataset governance and curation for low-resource languages,” *arXiv preprint arXiv: 2502.15916*, 2025.
- [18] Tobi Olatunji, Tejumade Afonja, Aditya Yadavalli, Chris Emezue, Sahib Singh, Bonaventure Dossou, Joanne Osuchukwu, Salomey Osei, Atnafu Lambebo Tonja, Naome Etori, and Clinton Mbataku, “Afrispeech-200: Pan-african accented speech dataset for clinical and general domain,” *Transactions of the Association for Computational Linguistics*, vol. 11, pp. 1669–1685, 12 2023.
- [19] Gary Holton, Wesley Y. Leonard, and Peter L. Pulsifer, “Indigenous peoples, ethics, and linguistic data,” in *Open Handbook of Linguistic Data Management*, Andrea Berez-Kroeker, Bradley McDonnell, Eve Koller, and Lauren Collister, Eds. MIT Press, Cambridge, 2021.
- [20] Carme Armentano-Oller, Montserrat Marimon, and Marta Villegas, “Becoming a high-resource language in speech: The Catalan case in the common voice corpus,” in *Proceedings of the 2024 Joint International Conference on Computational Linguistics, Language Resources and Evaluation (LREC-COLING)*, 2024, pp. 2142–2148.
- [21] Laurent Besacier, Elodie Gauthier, Mathieu Mangeot, Philippe Bretier, Paul Bagshaw, et al., “Speech technologies for african languages: Example of a multilingual calculator for education,” in *Interspeech*, 2015.
- [22] Vineel Pratap, Qiantong Xu, Anuroop Sriram, Gabriel Synnaeve, and Ronan Collobert, “MIs: A large-scale multilingual dataset for speech research,” in *Interspeech*, 2020.
- [23] C. Okorie and M. Omino, “Licensing African Datasets,” 2024, [Online]. Available: <https://www.licensingafricandatasets.com> [Accessed: Jun. 30, 2025].
- [24] Febe de Wet, Neil Kleynhans, Dirk Van Compernelle, and Reza Sahraeian, “Speech recognition for under-resourced languages: Data sharing in hidden markov model systems,” *South African Journal of Science*, vol. 113, no. 1-2, pp. 1–9, 2017.
- [25] Grain SA, “Pula/Imvula Magazine,” (n.d.), [Online]. Available: <https://www.grainsa.co.za/farmer-development> [Accessed: Jun. 21, 2025].
- [26] Richard Lastrucci, Isheanesu Dzingirai, Jenalea Rajab, Andani Madodonga, Matimba Shingange, Daniel Njini, and Vukosi Marivate, “Preparing the vuk’uzenzele and za-gov-multilingual south african multilingual corpora,” 2023, [Online]. Available: <https://arxiv.org/abs/2303.03750> [Accessed: Jun. 22, 2025].
- [27] Sonja Bosch and Marissa Griesel, “Strategies for building wordnets for under-resourced languages: The case of african languages,” *Literator*, vol. 38, no. 1, pp. 12, 2017.
- [28] A. F. Vatta, M. A. Abbott, J. F. de Villiers, S. A. Gumede, L. J. S. Harrison, R. C. Krecek, B. A. Letty, N. Mapeyi, and R. A. Pearson, *Goatkeepers’ Animal Health Care Manual*, Onderstepoort Veterinary Institute; KwaZulu-Natal Department of Agriculture and Environmental Affairs, Onderstepoort, South Africa, 2nd edition, 2007.

- [29] NLLB Team, Marta R. Costa-jussà, James Cross, and et al., “No Language Left Behind: Scaling Human-Centered Machine Translation,” 2022, [Online]. Available: <https://arxiv.org/abs/2207.04672>.
- [30] OpenAI, “Gpt-4 technical report,” 2023, [Online]. Available: <https://openai.com/research/gpt-4> [Accessed: Jun. 22, 2025]. Model version: e.g., gpt-4-turbo-2024-04-09, or accessed and used between May 1 and May 15, 2024.
- [31] Microsoft, “BlingFire,” 2021, [Online]. Available: <https://github.com/microsoft/BlingFire> [Accessed: Jun. 22, 2025]. Version: v0.1.8.
- [32] Microsoft, “Presidio,” 2024, [Online]. Available: <https://github.com/microsoft/presidio> [Accessed: Jun. 22, 2025]. Version: v1.0.0.
- [33] Daniel Galvez, Greg Diamos, Juan Ciro, Juan Felipe Cerón, Keith Achorn, Anjali Gopi, David Kanter, Maximilian Lam, Mark Mazumder, and Vijay Janapa Reddi, “The people’s speech: A large-scale diverse english speech recognition dataset for commercial usage,” *arXiv preprint arXiv:2111.09344*, 2021.
- [34] Michał Junczyk, “A survey of polish asr speech datasets,” *Poznan Studies in Contemporary Linguistics*, vol. 60, no. 1, pp. 27–52, 2024.
- [35] Jacob Kahn, Morgane Riviere, Weiyi Zheng, Evgeny Kharitonov, Qiantong Xu, Pierre-Emmanuel Mazaré, Julien Karadayi, Vitaliy Liptchinsky, Ronan Collobert, Christian Fuegen, et al., “Libri-light: A benchmark for asr with limited or no supervision,” in *ICASSP 2020-2020 IEEE International Conference on Acoustics, Speech and Signal Processing (ICASSP)*. IEEE, 2020, pp. 7669–7673.
- [36] Ara Yeroyan and Nikolay Karpov, “Enabling asr for low-resource languages: A comprehensive dataset creation approach,” *arXiv preprint arXiv:2406.01446*, 2024.
- [37] Anja Virkkunen, Aku Rouhe, Nhan Phan, and Mikko Kurimo, “Finnish parliament asr corpus: Analysis, benchmarks and statistics,” *Language Resources and Evaluation*, vol. 57, no. 4, pp. 1645–1670, 2023.
- [38] Rostislav Kolobov, Olga Okhapkina, Olga Omelchishina, Andrey Platunov, Roman Bedyakin, Vyacheslav Moshkin, Dmitry Menshikov, and Nikolay Mikhaylovskiy, “Mediaspeech: Multilanguage asr benchmark and dataset,” *arXiv preprint arXiv:2103.16193*, 2021.
- [39] Idris Abdulmumin, Sthembis Mkhwanazi, Mahlatse Mbooi, Shamsuddeen Hassan Muhammad, Ibrahim Sa’id Ahmad, Neo Putini, Miehleketo Mathebula, Matimba Shingange, Tajuddeen Gwadabe, and Vukosi Marivate, “Correcting flores evaluation dataset for four african languages,” in *Proceedings of the ninth conference on machine translation*, 2024, pp. 570–578.
- [40] Asif Ekbil, Pushpak Bhattacharyya, Tista Saha, Alka Kumar, Shikha Srivastava, et al., “Hindimd: A multi-domain corpora for low-resource sentiment analysis,” in *Proceedings of the Thirteenth Language Resources and Evaluation Conference*, 2022, pp. 7061–7070.
- [41] Chijioke Okorie, “It’s the noodl license—awesome and amazingly geeky!,” *Available at SSRN 5339254*, 2025.
- [42] Chijioke I Okorie and Melissa Omino, “Addressing inequitable openness in licences for sharing african data and datasets through the nwulite obodo open data licence,” *Law, Technology & Humans*, vol. 7, no. 3, 2025.