

OntoMetric: An Ontology-Driven LLM-Assisted Framework for Automated ESG Metric Knowledge Graph Generation

Mingqin Yu*
mingqin.yu@unsw.edu.au
School of Computer Science and
Engineering, University of New South
Wales
Sydney, Australia

Fethi Rabhi
f.rabhi@unsw.edu.au
School of Computer Science and
Engineering, University of New South
Wales
Sydney, Australia

Boming Xia
boming.xia@adelaide.edu.au
Faculty of Sciences, Engineering and
Technology, The University of
Adelaide
Adelaide, Australia

Zhengyi Yang
zhengyi.yang@unsw.edu.au
School of Computer Science and
Engineering, University of New South
Wales
Sydney, Australia

Felix Tan
f.tan@unsw.edu.au
School of Information Systems and
Technology Management, University
of New South Wales
Sydney, Australia

Qinghua Lu
qinghua.lu@data61.csiro.au
CSIRO's Data61
Sydney, Australia

Abstract

Environmental, Social, and Governance (ESG) metric knowledge is inherently structured, connecting industries, reporting frameworks, metric categories, metrics, and calculation models through compositional dependencies, yet in practice this structure remains embedded implicitly in regulatory documents such as SASB, TCFD, and IFRS S2 and rarely exists as an explicit, governed, or machine-actionable artefact. Existing ESG ontologies define formal schemas but do not address scalable population and governance from authoritative regulatory sources, while unconstrained large language model (LLM) extraction frequently produces semantically incorrect entities, hallucinated relationships, and structurally invalid graphs. OntoMetric is an ontology-guided framework for the automated construction and governance of ESG metric knowledge graphs from regulatory documents that operationalises the ESG Metric Knowledge Graph (ESGMKG) ontology as a first-class constraint embedded directly into the extraction and population process. The framework integrates structure-aware segmentation, ontology-constrained LLM extraction enriched with semantic fields and deterministic identifiers, and two-phase validation combining semantic type verification with rule-based schema checking, while preserving segment-level and page-level provenance to ensure traceability to regulatory source text. Evaluation on five ESG regulatory standards shows that ontology-guided extraction achieves 65–90% semantic accuracy and over 80% schema compliance, compared with 3–10% for unconstrained baseline extraction, and yields stable cost efficiency with a cost per validated entity of \$0.01–\$0.02 and a 48× efficiency improvement over baseline.

Keywords

Ontology-Guided LLM Extraction, ESG Knowledge Graphs, Two-Phase Validation, Provenance Preservation, Regulatory Knowledge Engineering, AI-Ready Knowledge Representation

1 Introduction

Environmental, Social, and Governance (ESG) metrics constitute a structured body of domain knowledge that specifies what must be measured, how values are computed, which units apply, and how individual indicators depend on one another. Beyond simple numerical values, ESG metric knowledge includes formal definitions, scope and boundary conditions, disaggregation rules, calculation models, and compositional dependencies between metrics and their input variables. Collectively, these elements form an implicit *ESG metric knowledge graph* that connects industries, reporting contexts, metric categories, metrics, and computational models into a coherent semantic structure.

In practice, however, this ESG metric knowledge graph does not exist as an explicit, governed, or machine-actionable artefact. Instead, metric definitions, calculation logic, and inter-metric dependencies are embedded implicitly in regulatory documents and reporting artefacts. Where ESG ontologies have been proposed, they typically provide only formal schemas or high-level concept hierarchies, without populated instances or traceable links to authoritative metric definitions. As a result, the construction and maintenance of ESG metric knowledge graphs remains a largely manual, expert-driven process.

Several efforts have sought to formalise ESG knowledge using ontologies and semantic models. Notably, we previously proposed the ESG Metric Knowledge Graph (ESGMKG), an ontology-driven architecture that defines the core entity types, relationships, and compositional structures required to represent ESG metric knowledge, including industries, reporting frameworks, metric categories, metrics, and calculation models [16]. However, ESGMKG and related ontologies focus primarily on schema definition rather than scalable population and governance. They do not address how ESG metric knowledge can be constructed automatically from regulatory sources or how provenance can be preserved at scale.

In real-world settings, ESG metric knowledge is derived from multiple sources, among which regulatory and quasi-regulatory

*Corresponding author.

reporting frameworks such as the Sustainability Accounting Standards Board (SASB) [14], the Task Force on Climate-related Financial Disclosures (TCFD) [15], and the International Sustainability Standards Board’s IFRS S2 Climate-related Disclosures [7] remain the most authoritative and widely adopted references for defining what should be disclosed and how metrics should be interpreted. However, the metric knowledge they provide is rarely expressed in an explicit, machine-actionable form. Definitions, scope conditions, units, and dependencies are distributed across narrative text, tables, and cross-referenced sections, and the level of computational specificity varies substantially across frameworks.

Taken together, these observations expose a fundamental automation and governance gap in the construction of ESG metric knowledge graphs. Although ESG metric knowledge is inherently structured and graph-like, and although formal ontologies exist to model its schema, there is currently no scalable, reliable, and auditable mechanism for populating such graphs from authoritative regulatory sources. Prior attempts to automate this process using keyword matching, handcrafted rules, or traditional named-entity recognition pipelines lack the semantic coverage required to recover compositional metric definitions and dependencies embedded in regulatory text [1, 2]. Large language models (LLMs) offer strong natural-language understanding capabilities [3, 12], but unconstrained LLM-based extraction frequently produces semantically incorrect entities and hallucinated relationships, making the resulting graphs unsuitable for regulatory and audit contexts [8].

These limitations indicate that the core challenge is not simply extracting entities from regulatory documents, but constructing and governing ESG metric knowledge graphs with guarantees of semantic fidelity, structural validity, and traceable provenance. Addressing this challenge requires a framework that treats the ontology not merely as a schema for post-hoc validation, but as a first-class constraint embedded directly into the extraction and population process.

To address this automation and governance gap, we present **OntoMetric**, an ontology-guided framework for the automated construction and governance of ESG metric knowledge graphs from regulatory documents. OntoMetric operationalises an ontology-first automation strategy in which the ESG Metric Knowledge Graph (ESGMKG) ontology is treated as a first-class constraint embedded directly into the extraction and population process, rather than as a schema applied only for post-hoc validation. OntoMetric integrates structure-aware segmentation, ontology-constrained large language model (LLM) extraction enriched with semantic fields, and two-phase validation combining semantic type verification with rule-based schema checking. Throughout this process, OntoMetric preserves segment-level and page-level provenance links to authoritative regulatory sources, ensuring auditability and traceability.

Contributions. This paper addresses the problem of scalable, auditable construction of ESG metric knowledge graphs from unstructured regulatory sources. We make the following three contributions:

- **Ontology-First ESG Metric Knowledge Graph Construction.** We propose OntoMetric, an ontology-guided framework that treats the ESG Metric Knowledge Graph

(ESGMKG) ontology as a first-class constraint embedded directly into the extraction and population process, enabling the automated construction and governance of ESG metric knowledge graphs while preserving compositional dependencies between metrics, models, and input variables.

- **Two-Phase Validation and Provenance-Preserving Governance.** We introduce a two-phase validation architecture that combines semantic type verification with rule-based schema checking to enforce semantic fidelity, structural validity, and traceable provenance across entities, properties, and relationships.
- **Empirical Evaluation on Real-World ESG Standards.** We conduct a systematic evaluation of OntoMetric on five ESG regulatory documents (SASB Commercial Banks, SASB Semiconductors, TCFD, IFRS

2 Related Work

2.1 ESG Metric Ontologies and Knowledge Representation

Efforts to formalise Environmental, Social, and Governance (ESG) knowledge using ontologies and semantic models have progressed from general sustainability vocabularies to more specialised representations targeting corporate disclosure requirements [9, 18]. These ontologies aim to standardise terminology and represent reporting relationships, but they typically operate at the level of conceptual taxonomies and entity hierarchies, without explicitly modelling the internal semantic structure of ESG metrics, including formal definitions, calculation logic, scope conditions, and compositional dependencies between metrics and their input variables.

This limitation is critical for ESG metric knowledge graphs, where metrics are interdependent semantic objects whose meaning is defined through relationships to reporting contexts, calculation models, and required input variables. Representing such knowledge therefore requires a schema that can capture how metrics are derived and how they depend on one another, rather than only high-level sustainability concepts.

To address this representational gap, we previously proposed the ESG Metric Knowledge Graph (ESGMKG), an ontology-driven architecture that defines the core entity types and relationships required to represent ESG metric knowledge [16]. ESGMKG formalises how calculated indicators are derived from input variables and how disclosure requirements relate across reporting standards, providing a principled schema for representing ESG metric semantics in a graph-structured form.

However, ESGMKG and related ESG metric ontologies focus primarily on schema definition rather than scalable population and governance. They do not specify how ESG metric knowledge can be constructed automatically from regulatory documents, how provenance links to authoritative sources can be preserved at scale, or how evolving standards can be reconciled with existing knowledge graph instances. As a result, although such ontologies provide the conceptual foundation for ESG metric knowledge graphs, they do not resolve the core bottleneck of constructing and maintaining these graphs from unstructured regulatory text.

Moreover, most ESG ontologies represent entities as identifiers with basic type information, without the richer semantic descriptions needed to support downstream reasoning and integration with modern AI systems [6]. This further underscores the need for frameworks that not only define the schema of ESG metric knowledge, but also enable its semantic enrichment, governed population, and provenance-preserving construction from regulatory sources.

2.2 Construction and Validation of ESG Metric Knowledge Graphs

Knowledge graph construction methods range from manual curation to automated extraction pipelines. Traditional automated approaches rely on named entity recognition and relation extraction trained on domain-specific corpora [2], but they struggle with regulatory ESG documents in which metric definitions span tables, multi-paragraph narratives, and compositional formulas [1]. As a result, existing ESG metric ontologies such as ESGMKG rely on manual population, limiting their scalability across evolving reporting standards [16].

Large language models (LLMs) offer strong zero-shot extraction capabilities that substantially reduce manual effort [4], and they have recently been applied to knowledge graph construction [12]. However, unconstrained LLM-based extraction frequently produces semantically incorrect entity types, invalid relationships, and hallucinated content [8], making the resulting graphs unsuitable for regulatory and audit contexts. Without ontology-level constraints, such outputs cannot be trusted as governed representations of ESG metric knowledge.

Ontology-guided extraction has been explored in domains such as biomedicine [11] and law [5], where predefined schemas are used to constrain entity typing and relation extraction. These approaches improve structural consistency but typically stop at extraction, with limited support for post-extraction validation, provenance preservation, or governance. As a result, they do not satisfy the quality and auditability requirements of ESG metric knowledge graphs.

Validation methods for knowledge graphs generally fall into two categories: schema-level constraints (e.g., required fields, valid predicates, cardinality rules) and semantic-level verification (e.g., type correctness, factual accuracy) [13, 17]. Most extraction pipelines enforce only schema constraints, leaving semantic validation to manual review—an approach that does not scale for regulatory contexts requiring traceability and auditability. This exposes a critical gap: while techniques exist for extracting triples from text and checking basic schema compliance, there is no scalable, integrated framework for constructing ESG metric knowledge graphs with guarantees of semantic fidelity, structural validity, and provenance preservation.

3 The OntoMetric Framework Design

3.1 Overview of the OntoMetric Framework

OntoMetric is an ontology-first, three-stage framework for the automated construction and governance of ESG metric knowledge graphs from unstructured regulatory documents. Its primary objective is to transform narrative ESG standards into validated, provenance-preserving knowledge graph instances that comply

with the ESG Metric Knowledge Graph (ESGMKG) ontology. As shown in Figure 1, OntoMetric integrates: (1) structure-aware document segmentation to isolate coherent semantic units, (2) ontology-constrained large language model (LLM) extraction to instantiate ESGMKG entities and relationships, and (3) two-phase validation combining semantic verification with rule-based schema checking.

Each stage addresses a distinct requirement derived from the automation and governance challenges identified in Sections 1 and 2. Stage 1 segments lengthy regulatory PDFs into context-preserving units while retaining structural and provenance metadata needed for auditability. Stage 2 applies ESGMKG as a first-class constraint on extraction, guiding the LLM to produce schema-aligned entities, relationships, and compositional dependencies from each segment. Stage 3 enforces knowledge graph quality through a two-phase validation process: semantic verification filters type and role inconsistencies at the entity level, followed by rule-based validation that checks compliance with ESGMKG structural constraints.

This modular, ontology-guided design yields interpretable intermediate artefacts, consistent behaviour across heterogeneous regulatory documents, and explicit provenance links to authoritative sources. The resulting knowledge graphs are ESGMKG-compliant, semantically enriched with labels, contextual descriptions, and structured properties, and suitable for downstream applications such as automated compliance analysis, cross-framework metric alignment, and AI-assisted ESG reasoning.

3.2 Structure-Aware Segmentation

OntoMetric begins by partitioning each regulatory document into coherent, context-aligned segments that serve as the semantic units for downstream ontology-constrained extraction. ESG standards such as SASB and IFRS S2 are organised hierarchically by disclosure topics (e.g., “Data Security”, “Greenhouse Gas Emissions”), with each section embedding metric definitions, calculation methodologies, reporting scope, and narrative guidance. Preserving these natural document boundaries is essential for maintaining the semantic integrity of metric knowledge and for ensuring traceable links between extracted entities and their authoritative sources.

OntoMetric performs structure-aware segmentation using table-of-contents (TOC) page detection and section title extraction to identify meaningful segmentation boundaries. This TOC-aligned strategy avoids fixed-size chunking, which frequently fragments coherent regulatory content and disrupts cross-referenced definitions in legal and technical documents. By aligning segments with the logical structure of the source document, OntoMetric ensures that each segment corresponds to a complete conceptual unit, such as a metric definition, a compositional formula, or a category-level description.

For each detected section, OntoMetric extracts all narrative text and tables within the associated page range. Tables spanning multiple pages are merged, and light layout cleanup is applied to remove artefacts introduced during PDF parsing. Each resulting segment preserves structural and provenance metadata, including section titles, page spans, and section identifiers. This metadata is retained throughout subsequent stages to support auditability, traceability,

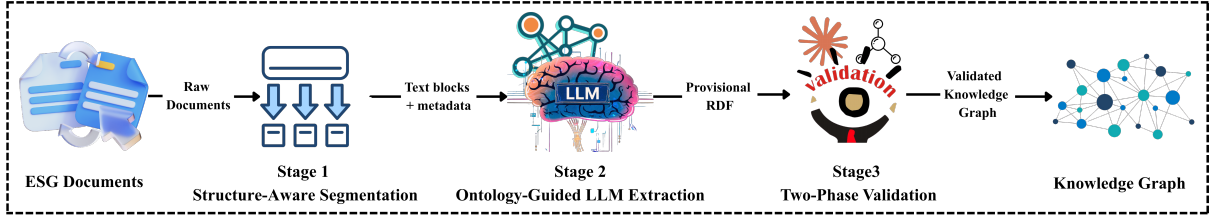


Figure 1: OntoMetric Framework

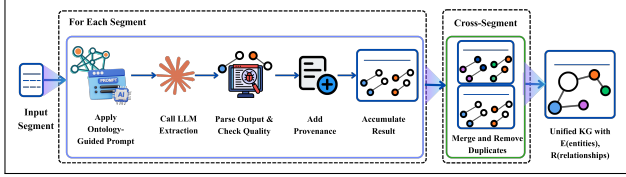


Figure 2: Stage 2: Ontology-constrained LLM extraction.

and the construction of provenance-preserving knowledge graph instances.

Prior work has shown that context-preserving segmentation improves information extraction accuracy by maintaining semantic coherence and reducing fragmentation. OntoMetric adopts this principle not as a generic pre-processing step, but as a governance requirement for regulatory-grade ESG metric knowledge graphs, ensuring that downstream ontology-constrained extraction operates over semantically complete and provenance-linked document units.

3.3 Ontology-Constrained LLM Extraction

Stage 2 transforms each context-preserving segment produced in Stage 1 into structured ESG metric knowledge by instantiating ESGMKG-compliant entities and relationships through ontology-constrained LLM extraction. Rather than treating the language model as an unconstrained extractor, OntoMetric uses the ESG Metric Knowledge Graph (ESGMKG) ontology as a first-class semantic contract that governs what entities may be produced, how they may be related, and which structural constraints must be satisfied.

As illustrated in Figure 2, extraction proceeds in two phases: segment-level instantiation followed by cross-segment consolidation. At the segment level, each input segment is processed independently to generate candidate entities, relationships, and provenance annotations. These intermediate results are then merged across segments to form a unified ESG metric knowledge graph instance.

The ESGMKG ontology [16] defines five core entity types: *Industry*, *ReportingFramework*, *Category*, *Metric*, and *Model*, together with relationship types capturing regulatory hierarchies and metric computation dependencies. OntoMetric extends this schema with semantically enriched fields, including human-readable labels, contextual descriptions, and structured domain properties, to support downstream reasoning and interpretation. The resulting ontology structure defines both the permissible shape of ESG metric knowledge graphs and the semantic content that must be extracted for each entity instance.

For each segment, OntoMetric applies an ontology-guided prompt that combines the segment content with ESGMKG schema definitions, allowed predicates, and cardinality rules. The language model is instructed to generate structured outputs conforming to a pre-defined JSON schema, producing entities annotated with semantic fields and relationships grounded in the ontology. Each extracted entity is augmented with provenance metadata linking it to its source segment and page range [10]. To support monitoring and governance, the system performs lightweight extraction checks at this stage, including type validity and field completeness, before passing candidates to downstream validation.

The ontology-guided prompt template comprises nine components (Table 1) encoding ESGMKG constraints, extraction workflow steps, and output structure. These components operationalise the ontology as an explicit interface between unstructured regulatory text and structured ESG metric knowledge, constraining the LLM to produce schema-aligned outputs rather than unconstrained triples.

After all segments have been processed, OntoMetric applies a three-pass consolidation procedure to produce a unified knowledge graph $G = (E, R)$. Identifier resolution normalises entity identifiers across segments, entity deduplication merges duplicate entities, and relationship deduplication removes redundant triples [13]. This consolidation step reconciles segment-level extractions into a coherent, document-level ESG metric knowledge graph instance.

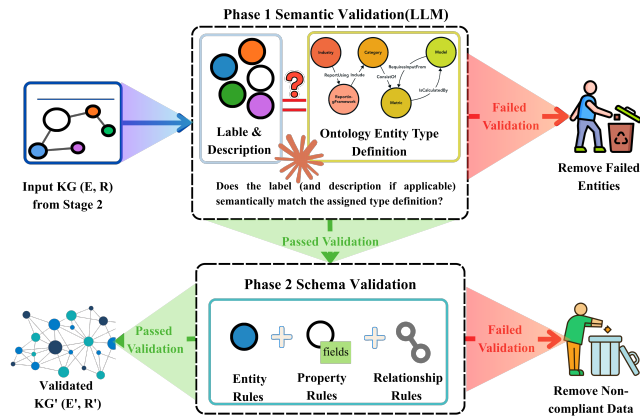
This design realises a reusable pattern for ontology-constrained LLM extraction. Segment-level processing ensures that each extraction operates over a semantically coherent unit; ontology constraints embedded directly in the prompt guide the LLM toward structurally valid outputs without relying on post-hoc filtering [12]; and provenance annotation at extraction time preserves traceable links to authoritative regulatory text. Together, these mechanisms provide the semantic discipline and governance guarantees required for constructing ESG metric knowledge graphs suitable for regulatory and audit contexts.

3.4 Two-Phase Validation and Governance

After consolidation, Stage 3 performs two-phase validation (Figure 3) that combines semantic verification with rule-based schema checking. While ontology-constrained extraction substantially improves output consistency, extraction alone is insufficient for regulatory and audit contexts, where incorrectly typed entities, invalid dependencies, or missing required fields can compromise compliance and traceability. OntoMetric therefore introduces a two-phase validation architecture that embeds explicit governance and quality control directly into the knowledge graph construction pipeline.

Table 1: Components of the ontology-guided extraction prompt.

Component	Description
System context	Establishes the LLM’s role as an ESG metric knowledge graph extractor and defines the extraction objective.
Ontology schema	Specifies the five ESGMKG entity types (<i>Industry</i> , <i>ReportingFramework</i> , <i>Category</i> , <i>Metric</i> , <i>Model</i>) and five relationship predicates (<i>ReportUsing</i> , <i>Include</i> , <i>ConsistOf</i> , <i>IsCalculatedBy</i> , <i>RequiresInputFrom</i>).
Entity properties	Defines the required semantic fields for each entity type (e.g., a <i>Metric</i> requires <i>measurement_type</i> , <i>metric_type</i> , <i>unit</i> , <i>code</i> , and <i>description</i>).
Relationship rules	Specifies permitted connections between entity types together with cardinality constraints (e.g., <i>Category</i> \rightarrow <i>Metric</i> via <i>ConsistOf</i>).
ID generation rules	Defines deterministic naming conventions for entity identifiers (e.g., <i>metric_{docid}_{page}_{nn}</i>).
Extraction workflow	Describes the four-step process: (1) detect categories, (2) identify metrics, (3) identify models, and (4) validate the extracted output.
Output schema	Specifies the required JSON structure with mandatory fields and typing constraints for meta, entities, and relationships.
Few-shot examples	Provides concrete extraction examples distinguishing <i>DirectMetric</i> from <i>CalculatedMetric</i> .
Segment content	Appends the Stage 1 document segment text to be processed.

**Figure 3: Stage 3: Two-phase validation and governance.** Phase 1 applies LLM-based semantic verification to ensure correct ESGMKG type assignments. Phase 2 enforces ESGMKG schema rules (VR001–VR006), removing invalid entities and relationships to produce the validated graph $G' = (E', R')$.

Phase 1: Semantic Verification. In Phase 1, an LLM verifies whether each extracted entity is semantically consistent with its assigned ESGMKG type based on its label, description, and domain properties. For example, candidate *Metric* entities are checked to

Table 2: Rule-based validators grouped by validation type.

ID	Name	Description
Entity Validation		
VR001	ID Uniqueness	Entity identifiers must be globally unique.
VR002	Required Fields	Entities must contain all type-specific mandatory fields.
Property Validation		
VR003	Metric Values	Metric code and unit must be non-empty.
VR004	Model Inputs	Models must reference at least one valid input variable.
Relationship Validation		
VR005	Predicate Validity	Only ESGMKG predicates are permitted.
VR006	CM–Model Link	Each <i>CalculatedMetric</i> must link to exactly one <i>Model</i> .

ensure that they correspond to measurable disclosure indicators, while *Model* entities are verified to represent legitimate calculation or aggregation procedures. Entities belonging to unknown or implausible types are rejected immediately to reduce unnecessary API usage. Entities failing semantic verification are removed together with all dependent relationships, preventing semantically invalid objects from propagating into the final knowledge graph.

Phase 2: Schema Validation. In Phase 2, OntoMetric applies a suite of rule-based validators that enforce ESGMKG structural constraints across entities, properties, and relationships. These validators guarantee that the resulting graph instance conforms strictly to the ontology schema.

The six validators in Table 2 enforce ontology constraints at three complementary levels: entity-level checks (unique identifiers, required fields), property-level checks (valid metric values, non-empty model inputs), and relationship-level checks (approved predicates, one-to-one links between *CalculatedMetric* and *Model*). Violations trigger systematic removal of invalid entities and relationships together with detailed validation logs.

This two-phase architecture separates concerns. Semantic verification captures conceptual errors that schema rules cannot detect, such as plausible-sounding but incorrect type assignments. Schema validation enforces formal structural constraints that LLMs may overlook. Their combination yields a governed construction pipeline that is both expressive enough to capture semantic nuance and precise enough to guarantee structural correctness.

Validation Metrics and Governance Instrumentation. Beyond filtering invalid content, Stage 3 also instruments the construction process with explicit quality and efficiency metrics that support auditability, comparative evaluation, and reproducibility. These metrics are computed after validation completes and are treated as first-class outputs of OntoMetric.

Semantic Accuracy. Measures the proportion of entities whose assigned ESGMKG types are semantically correct, as determined by Phase 1 verification:

$$\text{Semantic Accuracy} = \frac{\text{Semantically Correct Entities}}{\text{Total Extracted Entities}} \times 100\%.$$

Schema Compliance. Measures structural validity as the average compliance rate across the six rule-based validators (VR001–VR006). Each rule score is computed as the percentage of items passing that rule:

$$\text{Schema Compliance} = \frac{1}{6} \sum_{i=1}^6 \frac{\text{Items Passing VR}_i}{\text{Total Items Evaluated for VR}_i} \times 100\%.$$

Relationship Retention. Indicates the proportion of extracted relationships that survive validation, reflecting the strictness of the governance constraints:

$$\text{Relationship Retention} = \frac{\text{Validated Relationships}}{\text{Extracted Relationships}} \times 100\%.$$

Cost per Entity. Measures the API cost incurred in Stage 2 extraction and Stage 3 semantic verification to produce one validated entity:

$$\text{Cost per Entity} = \frac{\text{Stage 2 Cost} + \text{Stage 3 Cost}}{\text{Validated Entities}} \quad (\text{USD}).$$

Cost Waste Ratio. Captures the proportion of extraction effort spent on entities that are subsequently filtered during validation:

$$\text{Cost Waste Ratio} = \frac{\text{Filtered Entities}}{\text{Total Extracted Entities}} \times 100\%.$$

Lower values indicate more efficient extraction, with fewer wasted API calls on semantically or structurally invalid entities.

These metrics transform validation from a purely technical filtering step into a governance and accountability mechanism. In addition to producing a validated knowledge graph $G' = (E', R')$, OntoMetric outputs a detailed validation log and a quantitative quality profile, enabling reproducible construction, cross-document comparison, and regulatory audit support.

4 Evaluation

4.1 Research Questions

The evaluation addresses three research questions, each targeting a single, distinct quality dimension of the OntoMetric framework and operationalised using a non-overlapping set of evaluation metrics.

- **RQ1 – Semantic Extraction Quality:** To what extent does ontology-constrained prompting improve the semantic correctness of extracted *ESGMKG entities* compared to unconstrained baseline LLM extraction? This question is measured using *Semantic Accuracy*, which quantifies the proportion of entities whose assigned ESGMKG types are semantically correct.
- **RQ2 – Structural Validity and Ontology Compliance:** To what extent does the constructed knowledge graph conform to the structural constraints defined by the ESGMKG ontology? This question is measured using *Schema Compliance*, which captures conformity to ontology rules (VR001–VR006) across entities, properties, and relationships.
- **RQ3 – Cost Efficiency:** What is the economic cost of producing validated ESG metric knowledge graphs, and how much extraction effort is wasted on entities that fail validation? This question is measured using *Cost per Entity* and *Cost Waste Ratio*, which together quantify API cost efficiency and extraction waste.

Table 3: ESG regulatory documents used in the evaluation.

Document	Pages	Segments
SASB Commercial Banks	23	10
SASB Semiconductors	27	13
IFRS S2	46	10
AASB S2 (Australia)	58	8
TCFD Report	74	19

4.2 Datasets and Experimental Setup

We evaluate OntoMetric on five ESG regulatory documents widely used in practice and exhibiting substantial variation in length, structure, and disclosure style: two SASB industry standards (Commercial Banks and Semiconductors), one international climate disclosure standard (IFRS S2), one national adaptation (AASB S2 for Australia), and one cross-sector framework (TCFD Final Report). Together, these documents span heterogeneous ESG reporting formats, ranging from metric-centric standards with structured tables and explicit codes (SASB) to principle-based narrative guidance with loosely specified indicators (TCFD).

All PDFs were processed using Stage 1 structure-aware segmentation with TOC-guided boundaries and page-level provenance tracking. Each segment corresponds to a coherent conceptual unit, such as a category definition, a metric specification, or a calculation rule. Stage 2 extraction was applied uniformly across all segments, followed by three-pass consolidation (identifier resolution, entity deduplication, and relationship deduplication). Stage 3 applies two-phase validation, comprising LLM-based semantic verification and six rule-based ESGMKG schema validators (VR001–VR006). Knowledge graphs were constructed using a uniform Python-based pipeline.

Stage 2 extraction and Phase 1 semantic verification in Stage 3 were performed using a fixed large language model configuration (Claude Sonnet 4.5, temperature = 0.1, max_tokens= 16000), which was held constant across all runs to ensure stable and reproducible extraction behaviour.

Table 3 summarises the evaluated documents together with their page counts and the number of segments produced by Stage 1 segmentation.

To evaluate the end-to-end impact of ontology-guided extraction and validation governance, we compare two extraction configurations applied to the same five documents under identical runtime conditions. The two configurations differ only in the presence of ontology-constrained prompting, provenance tracking, and two-phase validation.

- **Baseline LLM Extraction.** Uses a minimal prompt that requests JSON output containing entities and relationships but provides no ontology schema, entity type definitions, relationship constraints, or extraction workflow. Provenance tracking and validation are disabled.
- **OntoMetric (Ontology-Constrained).** Uses a nine-component prompt (Table 1) embedding the ESGMKG schema, deterministic identifier conventions, a four-step extraction workflow, and few-shot examples. This configuration includes provenance tracking and two-phase validation (semantic verification plus six schema rules VR001–VR006).

Table 4: Extraction and validation results comparing ontology-guided and baseline approaches. E = entities, R = relationships. “—” indicates that no entities survived validation.

Document	Stage 2 (Extracted)		Stage 3 (Validated)	
	Ontology	Baseline	Ontology	Baseline
SASB Commercial Banks	53E, 53R	123E, 161R	42E, 42R	3E, 0R
SASB Semiconductors	69E, 71R	149E, 200R	62E, 64R	—
IFRS S2	80E, 65R	126E, 176R	68E, 58R	—
AASB S2 (Australia)	74E, 75R	96E, 117R	66E, 65R	3E, 0R
TCFD Report	88E, 86R	235E, 286R	57E, 54R	—

Both configurations use the same underlying language model and identical runtime parameters to control for model capacity and stochasticity. All observed differences in semantic correctness, structural validity, and cost efficiency are attributable to the introduction of ontology-guided extraction and validation governance as an integrated architectural intervention, rather than to differences in model choice or parameter variation.

4.3 Results and Discussion

This section reports OntoMetric’s performance across five ESG regulatory documents and contrasts ontology-guided extraction with baseline unconstrained LLM extraction. Results are summarised in Table 4 and analysed along three independent dimensions corresponding to the three research questions: semantic extraction quality (RQ1), structural validity under ontology constraints (RQ2), and cost efficiency (RQ3).

4.3.1 RQ1: Semantic Extraction Quality. This subsection evaluates whether extracted entities are semantically correct instances of ESGMKG entity types. Figure 4 reports entity type distributions across extraction and validation stages, and Figure 5 reports Semantic Accuracy values for ontology-guided extraction.

Ontology-guided extraction achieves Semantic Accuracy between 64.8% and 89.9% across the five documents. The highest values are observed for SASB Semiconductors (89.9%) and AASB S2 (89.2%), while the lowest value occurs for TCFD (64.8%). These results indicate that most extracted entities are assigned to semantically correct ESGMKG types and that their labels and descriptions are consistent with the intended type semantics.

Figure 4 shows that ontology-guided extraction identifies all five ESGMKG entity types (Industry, ReportingFramework, Category, Metric, and Model) across all documents. The distribution of entity types remains stable between extraction and validation, with Metrics comprising the majority of entities. This stability indicates that ontology-guided prompting constrains LLM outputs toward semantically valid entity types at extraction time.

Baseline extraction exhibits extremely poor semantic quality. As shown in Figure 4, baseline outputs capture only two of the five ESGMKG entity types and produce large numbers of entities belonging to invalid or unsupported types (e.g., *Standard*, *Organization*, *Sector*). These incorrect type assignments account for the near-zero Semantic Accuracy of baseline extraction across all documents.

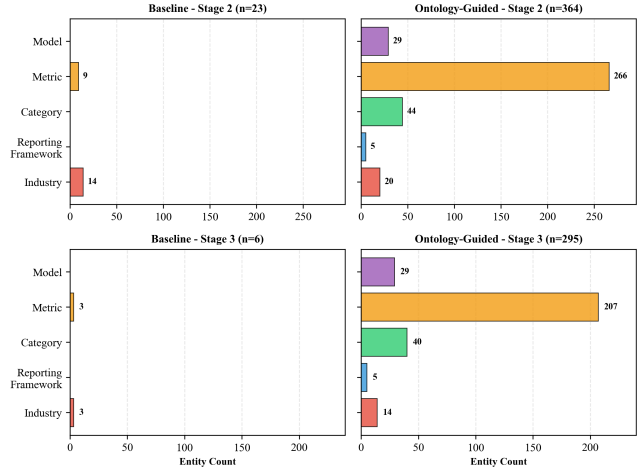


Figure 4: Entity type distribution comparison. Baseline extraction (left, $n = 23 \rightarrow 6$) captures only two ESGMKG entity types, whereas ontology-guided extraction (right, $n = 364 \rightarrow 295$) captures all five ESGMKG entity types across extraction (top) and validation (bottom) stages.

4.3.2 RQ2: Structural Validity and Ontology Compliance. This subsection evaluates whether extracted entities and relationships satisfy ESGMKG structural constraints. Figure 5 reports Schema Compliance and Relationship Retention values for ontology-guided extraction.

Ontology-guided extraction achieves Schema Compliance between 80.1% and 83.3% across all five documents, indicating that most extracted entities and relationships satisfy ESGMKG schema rules, including required fields (VR002), predicate validity (VR005), and cardinality constraints (VR006).

Relationship Retention ranges from 62.8% to 90.1%. Higher retention values are observed for structured standards such as SASB Semiconductors (90.1%) and AASB S2 (86.7%), while lower retention occurs for narrative-heavy documents such as TCFD (62.8%). These results indicate that most extracted relationships are structurally valid at extraction time and require only limited downstream filtering.

Baseline extraction fails to produce structurally valid graphs. As shown in Table 4, baseline outputs retain only 0–3.1% of entities after schema validation. The dominant failure modes are violations of VR002 (missing required fields) and VR005 (invalid relationship predicates), demonstrating that unconstrained LLM extraction does not satisfy ESGMKG structural constraints.

4.3.3 RQ3: Cost Efficiency. This subsection evaluates the economic efficiency of ESG knowledge graph construction under ontology-guided and baseline extraction. Figure 6 reports per-document cost metrics for ontology-guided extraction, and Figure 7 reports aggregate cost metrics for both methods.

Ontology-guided extraction achieves stable cost efficiency across all five documents. Cost per Validated Entity ranges from \$0.013 (IFRS S2) to \$0.021 (TCFD). Cost Waste Ratio ranges from 10.1% (SASB Semiconductors) to 35.2% (TCFD), reflecting the proportion

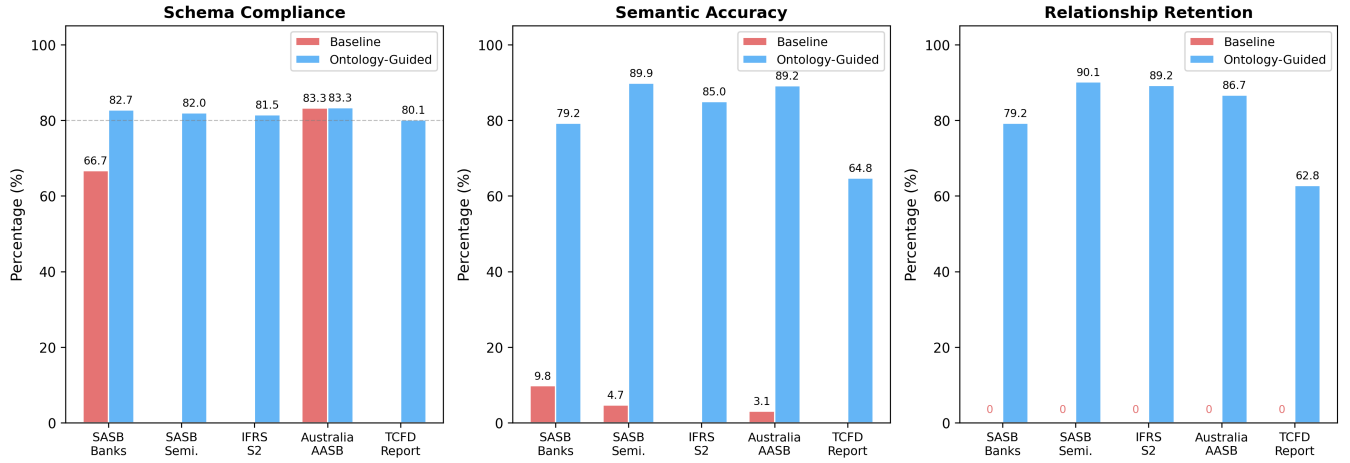


Figure 5: Structural validation metrics for ontology-guided extraction. Schema Compliance (80–83%) and Relationship Retention (63–90%) across five ESG documents. Semantic Accuracy is shown for completeness but is not used in RQ2 analysis.

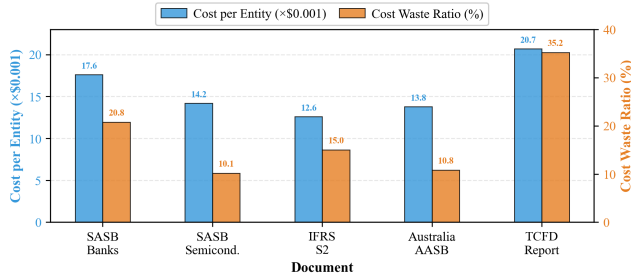


Figure 6: Per-document cost efficiency for ontology-guided extraction. Cost per validated entity ranges from \$0.013 to \$0.021, and Cost Waste Ratio ranges from 10% to 35% across five documents.

of Stage 2 extraction effort spent on entities subsequently filtered during validation.

Figure 7 shows that baseline extraction is economically inefficient. Baseline extraction incurs a Cost Waste Ratio of 97.2%, indicating that almost all API expenditure is spent on entities that do not survive validation. In contrast, ontology-guided extraction incurs a Cost Waste Ratio of 18.8% and achieves a Cost per Validated Entity of \$0.0155, representing a 48× improvement in cost efficiency.

5 Conclusion and Future Work

This paper addressed the automation and governance gap in the construction of ESG metric knowledge graphs from unstructured regulatory documents. Although ESG metric knowledge is inherently structured and graph-like—connecting industries, reporting contexts, metric categories, metrics, calculation models, and input dependencies—it does not exist in practice as an explicit, governed, or machine-actionable artefact. Instead, this knowledge remains

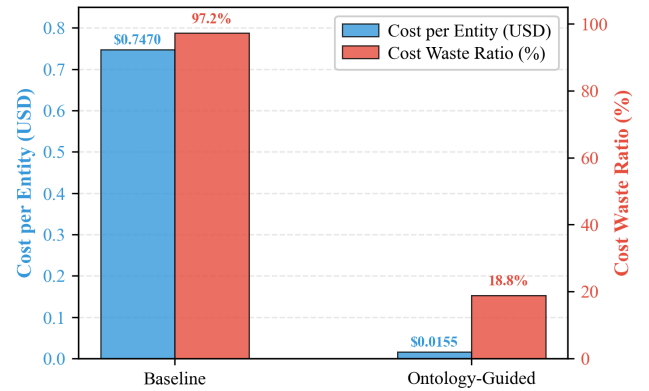


Figure 7: Method comparison. Baseline extraction yields six validated entities at \$0.747 per entity with 97% cost waste, whereas ontology-guided extraction yields 295 validated entities at \$0.0155 per entity with 19% waste, a 48× efficiency improvement.

embedded implicitly in regulatory standards and reporting frameworks. To close this gap, we presented OntoMetric, an ontology-guided framework that operationalises the ESG Metric Knowledge Graph (ESGMKG) ontology as a first-class constraint for the automated construction and governance of ESG metric knowledge graphs.

OntoMetric treats ESGMKG not merely as a schema for post-hoc validation, but as a semantic backbone embedded directly into the extraction and population process. By integrating structure-aware segmentation, ontology-constrained LLM extraction enriched with semantic fields, and two-phase validation combining semantic type verification with rule-based schema checking, OntoMetric enables the scalable population of ESGMKG with explicit representations of ESG metric definitions, scope conditions, units, calculation models,

and compositional dependencies. Throughout this process, segment-level and page-level provenance is preserved, ensuring that every metric, model, and dependency remains traceable to authoritative regulatory text.

Empirical evaluation on five major ESG regulatory documents demonstrated that ontology-guided extraction substantially improves the reliability of ESG metric knowledge graph construction compared with unconstrained LLM extraction. OntoMetric achieved 65–90% semantic accuracy and over 80% schema compliance across all evaluated documents, enabling the automated instantiation of semantically faithful and structurally valid ESG metric knowledge graphs with explicit audit trails.

Three design principles were central to this outcome. First, enriching ESGMKG entities with semantic fields such as labels, descriptions, and domain properties supports machine-actionable representations of ESG metric knowledge, rather than treating metrics as opaque identifiers. Second, separating validation into semantic type verification and structural rule enforcement isolates two distinct failure modes—hallucinated ESG concepts versus ontology violations—providing systematic governance over populated graph instances. Third, preserving provenance during extraction ensures traceability and auditability, which are essential for regulatory and compliance contexts.

Several limitations motivate future work. OntoMetric currently relies on table-of-contents structures for segmentation; extending this mechanism to documents with implicit, inconsistent, or weakly signalled section boundaries is a natural next step. The framework is evaluated on five English-language ESG regulatory standards and does not yet cover corporate reports, financial filings, or non-English sources, which may exhibit different structural and linguistic characteristics. OntoMetric operationalises five ESGMKG entity types (Industry, ReportingFramework, Category, Metric, Model), omitting other ESG concepts such as risks, opportunities, targets, governance structures, and temporal aspects that are present in many standards and reports. Semantic validation currently relies on the same class of large language model used for extraction, introducing potential circularity in which systematic model biases may go undetected, while schema validation enforces structural conformance but does not assess factual correctness. The pipeline also processes only textual content and does not incorporate information from charts, figures, or embedded tables beyond basic multi-page merging. Although ontology-guided extraction substantially reduces wasted computation relative to unconstrained LLM extraction, OntoMetric still depends on multiple LLM calls for extraction and semantic validation, introducing nontrivial operational costs for large-scale or frequently updated corpora, and currently lacks incremental processing and caching mechanisms for efficient knowledge graph maintenance.

Overall, this work demonstrates that ESG metric knowledge graphs can be constructed automatically from regulatory documents when ontological structure and compositional constraints are treated as first-class elements of the population process. OntoMetric provides a principled and practical foundation for the scalable, auditable, and ontology-driven construction of ESG metric knowledge graphs from authoritative regulatory sources.

References

- [1] Kiran Adnan and Rehan Akbar. 2019. Limitations of Information Extraction Methods and Techniques for Heterogeneous Unstructured Big Data. *International Journal of Engineering Business Management* 11 (2019), 1–12. doi:10.1177/1847979019890771
- [2] Tareq Al-Moslmi, Marc Gallofre Ocana, Andreas L. Opdahl, and Csaba Veres. 2020. Named Entity Extraction for Knowledge Graphs: A Literature Overview. *IEEE Access* 8 (2020), 32862–32881. doi:10.1109/ACCESS.2020.2973928
- [3] Rishi Bommasani, Drew A. Hudson, Ehsan Adeli, Russ Altman, Sandhini Arora, Sydney von Arx, Michael S. Bernstein, Jeannette Bohg, Antoine Bosselut, Emma Brunskill, et al. 2021. On the Opportunities and Risks of Foundation Models. *arXiv preprint arXiv:2108.07258* (2021).
- [4] Salvatore Carta, Alessandro Giuliani, Leonardo Piano, Alessandro Sebastian Podda, Livio Pompianu, and Sandro Gabriele Tiddia. 2023. Iterative Zero-Shot LLM Prompting for Knowledge Graph Construction. *arXiv preprint arXiv:2307.01128* (2023).
- [5] Ilias Chalkidis, Manos Fergadiotis, Prodromos Malakasiotis, Nikolaos Aletras, and Ion Androutsopoulos. 2020. LEGAL-BERT: The Muppets straight out of Law School. In *Findings of the Association for Computational Linguistics: EMNLP 2020*. Association for Computational Linguistics, 2898–2904. doi:10.18653/v1/2020.findings-emnlp.261
- [6] Aidan Hogan, Eva Blomqvist, Michael Cochez, Claudia D’Amato, Gerard de Melo, Claudio Gutierrez, Sabrina Kirrane, Sebastian Neumaier, Axel Polleres, Sabbir M. Rashid, Anisa Rula, François Scharffe, Juan F. Sequeda, Steffen Staab, and Antoine Zimmermann. 2021. Knowledge Graphs. *Comput. Surveys* 54, 4 (2021), 71:1–71:37. doi:10.1145/3447772
- [7] International Sustainability Standards Board. 2023. IFRS S2 Climate-related Disclosures. Issued Standard.
- [8] Ziwei Ji, Nayeon Lee, Rita Frieske, Tiezheng Yu, Dan Su, Yan Xu, Etsuko Ishii, Yejin Bang, Andrea Madotto, and Pascale Fung. 2023. Survey of Hallucination in Natural Language Generation. *Comput. Surveys* 55, 12 (2023), 248:1–248:38. doi:10.1145/3571730
- [9] Agnieszka Konyś. 2018. An Ontology-Based Knowledge Modelling for a Sustainability Assessment Domain. *Sustainability* 10, 2 (2018), 300. doi:10.3390/su10020300
- [10] Timothy Lebo, Satya Sahoo, and Deborah McGuinness. 2013. PROV-O: The PROV Ontology. W3C Recommendation. <https://www.w3.org/TR/prov-o/> 30 April 2013.
- [11] Jinhyuk Lee, Wonjin Yoon, Sungdong Kim, Donghyeon Kim, Sunkyu Kim, Chan Ho So, and Jaewoo Kang. 2020. BioBERT: A Pre-trained Biomedical Language Representation Model for Biomedical Text Mining. *Bioinformatics* 36, 4 (2020), 1234–1240. doi:10.1093/bioinformatics/btz682
- [12] Shirui Pan, Linhao Luo, Yufei Wang, Chen Chen, Jiapu Wang, and Xindong Wu. 2024. Unifying Large Language Models and Knowledge Graphs: A Roadmap. *IEEE Transactions on Knowledge and Data Engineering* 36, 7 (2024), 3580–3599. doi:10.1109/TKDE.2024.3352100
- [13] Heiko Paulheim. 2017. Knowledge Graph Refinement: A Survey of Approaches and Evaluation Methods. *Semantic Web* 8, 3 (2017), 489–508. doi:10.3233/SW-160218
- [14] Sustainability Accounting Standards Board. 2023. SASB Standards. Maintained by IFRS Foundation since 2022.
- [15] Task Force on Climate-related Financial Disclosures. 2017. Recommendations of the Task Force on Climate-related Financial Disclosures. Final Report.
- [16] Mingqin Yu, Fethi A. Rabhi, and Madhushi Bandara. 2024. Ontology-Driven Architecture for Managing Environmental, Social, and Governance Metrics. *Electronics* 13, 9 (2024), 1719. doi:10.3390/electronics13091719
- [17] Amrapali Zaveri, Anisa Rula, Andrea Maurino, Ricardo Pietrobon, Jens Lehmann, and Sören Auer. 2016. Quality Assessment for Linked Data: A Survey. *Semantic Web* 7, 1 (2016), 63–93. doi:10.3233/SW-150175
- [18] Yuchen Zhou and Alexander Perzlyo. 2023. OntoSustain: Towards an Ontology for Corporate Sustainability Reporting. In *ISWC 2023 Posters and Demos*. https://ceur-ws.org/Vol-3632/ISWC2023_paper_462.pdf

A Algorithm Specifications

This appendix summarises the three-stage OntoMetric pipeline in algorithmic form. The descriptions are consistent with the implementation described in Section 3.

A.1 Stage 1 – Structure-aware Segmentation

Stage 1 converts each regulatory PDF into a set of semantically coherent segments, preserving page-level provenance and table structure. The output of this stage is a JSON file that serves as input to ontology-guided extraction.

Table 5: Algorithm 1: Segmentation (Stage 1).

Input: PDF document D
Output: Segments $S = \{s_1, \dots, s_n\}$

1. $title \leftarrow \text{EXTRACTTITLE}(D, \text{page} = 1)$
2. $tocPage \leftarrow \text{FINDTOCPAGE}(D)$
3. $toc \leftarrow \text{PARSETOC}(D, \text{page} = tocPage)$
4. **for each** section sec in toc **do**
 - 4.1 $s.id \leftarrow \text{GENERATEID}(sec.number)$
 - 4.2 $s.title \leftarrow sec.title$
 - 4.3 $s.pages \leftarrow [sec.start, sec.end]$
 - 4.4 $s.content \leftarrow \text{EXTRACTTEXT}(D, s.pages)$
 - 4.5 $s.tables \leftarrow \text{EXTRACTTABLES}(D, s.pages)$
 - 4.6 $s.tables \leftarrow \text{MERGEMULTIPAGETABLES}(s.tables)$ // merge split tables
 - 4.7 $s.content \leftarrow \text{CLEANTEXT}(s.content)$ // remove headers/footers, noise
 - 4.8 $S \leftarrow S \cup \{s\}$
5. **return** S

A.2 Stage 2 – Ontology-Guided LLM Extraction

Stage 2 takes the segmented JSON and applies ontology-guided prompts to Claude 4.5 Sonnet. It parses the JSON response into entities and relationships, attaches provenance, and aggregates outputs across segments.

Table 6: Algorithm 2: Ontology-Guided Extraction (Stage 2).

Input: Segments S , ontology O , LLM \mathcal{L}
Output: Raw extracted entities \mathcal{E} and relationships \mathcal{R}

1. Initialise sets $\mathcal{E} \leftarrow \emptyset, \mathcal{R} \leftarrow \emptyset$.
2. **for each** segment $s \in S$ **do**
 - 2.1 $prompt \leftarrow \text{BuildPrompt}(s, O)$
 - 2.2 $resp \leftarrow \mathcal{L}(prompt, \text{temperature} = 0.1)$
 - 2.3 $ext \leftarrow \text{ParseJSON}(resp)$
 - 2.4 **for each** entity $e \in ext.entities$ **do**
 - $e.prov \leftarrow \{s.id, s.title, s.pages\}$ // attach provenance
 - $\mathcal{E} \leftarrow \mathcal{E} \cup \{e\}$
 - 2.5 **for each** relationship $r \in ext.relationships$ **do**
 - $r.prov \leftarrow \{s.id, s.title, s.pages\}$
 - $\mathcal{R} \leftarrow \mathcal{R} \cup \{r\}$
3. **return** $(\mathcal{E}, \mathcal{R})$

A.3 Stage 3 – Two-Phase Validation

Stage 3 performs two-phase validation: (1) semantic validation using an LLM gate-keeper to verify entity type correctness, and (2) schema validation enforcing six ontology compliance rules (VR001–VR006). It computes the evaluation metrics used in Section 4 (Schema Compliance, Semantic Accuracy, Relationship Retention), and produces a validated knowledge graph plus a detailed validation report.

Table 7: Algorithm 3: Two-Phase Knowledge Graph Validation (Stage 3).

Input: Graph $\mathcal{G} = (\mathcal{E}, \mathcal{R})$, rules $\mathcal{V} = \{v_1, \dots, v_6\}$, LLM \mathcal{L}
Output: Validated graph $\mathcal{G}' = (\mathcal{E}', \mathcal{R}')$, metrics M

Phase 1: Semantic Validation (LLM gate)

1. **for each** entity e in \mathcal{E} **do**
 - 1.1 $isCorrect \leftarrow \mathcal{L}(\text{ValidateSemanticType}(e))$
 - 1.2 **if** $\neg isCorrect$ **then** mark e for removal
2. $\mathcal{E} \leftarrow \mathcal{E} \setminus \{\text{marked entities}\}$
3. $\mathcal{R} \leftarrow \{r \in \mathcal{R} : r.subject, r.object \in \mathcal{E}\}$ // cascade filtering

Phase 2: Schema Validation (six rules)

4. **initialise** $violations \leftarrow []$
5. **for each** rule v_i in \mathcal{V} **do**
 - 5.1 $viol_i \leftarrow \text{ExecuteRule}(v_i, \mathcal{E}, \mathcal{R})$
 - 5.2 **if** $|viol_i| > 0$ **then** $violations \leftarrow violations + viol_i$
6. $\mathcal{E}' \leftarrow \{e \in \mathcal{E} : e.id \notin violations\}$
7. $\mathcal{R}' \leftarrow \{r \in \mathcal{R} : r.subject, r.object \in \mathcal{E}'\}$

Quality metrics computation

8. $M.schemaCompliance \leftarrow \frac{1}{6} \sum_{i=1}^6 \frac{\text{items passing } v_i}{\text{total items for } v_i} \times 100$
9. $M.semanticAccuracy \leftarrow \frac{|\mathcal{E}|}{|\mathcal{E}_{original}|} \times 100$ // from Phase 1
10. $M.relationshipRetention \leftarrow \frac{|\mathcal{R}'|}{|\mathcal{R}_{original}|} \times 100$
11. **return** $\mathcal{G}' = (\mathcal{E}', \mathcal{R}'), M$

B Appendix: Validated ESG Metric Knowledge Graph Instances

This appendix presents five validated ESG Metric Knowledge Graph (ESGMKG) instances generated by OntoMetric from real-world regulatory standards: SASB Commercial Banks, SASB Semiconductors, IFRS S2, AASB S2 (Australia), and the TCFD Final Report.

Each figure visualises the final knowledge graph after two-phase validation, showing ESGMKG entity types (Industry, ReportingFramework, Category, Metric, Model) and their relationships, including compositional dependencies between metrics, calculation models, and input variables. These figures provide qualitative evidence of how heterogeneous regulatory documents are transformed into a unified, ontology-governed representation.

B.1 SASB Commercial Banks

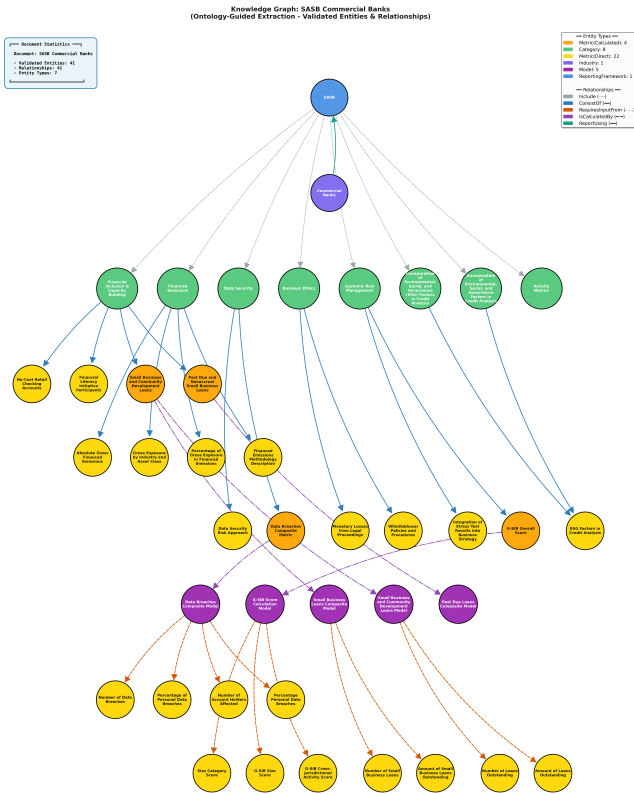


Figure 8: Validated ESG metric knowledge graph instance for SASB Commercial Banks produced by OntoMetric.

B.2 SASB Semiconductors

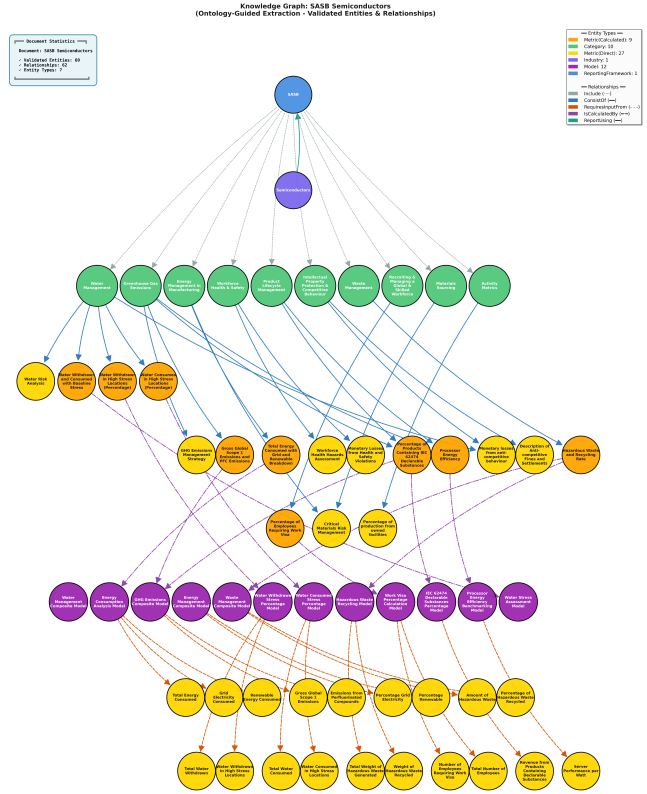


Figure 9: Validated ESG metric knowledge graph instance for SASB Semiconductors produced by OntoMetric.

B.3 IFRS S2

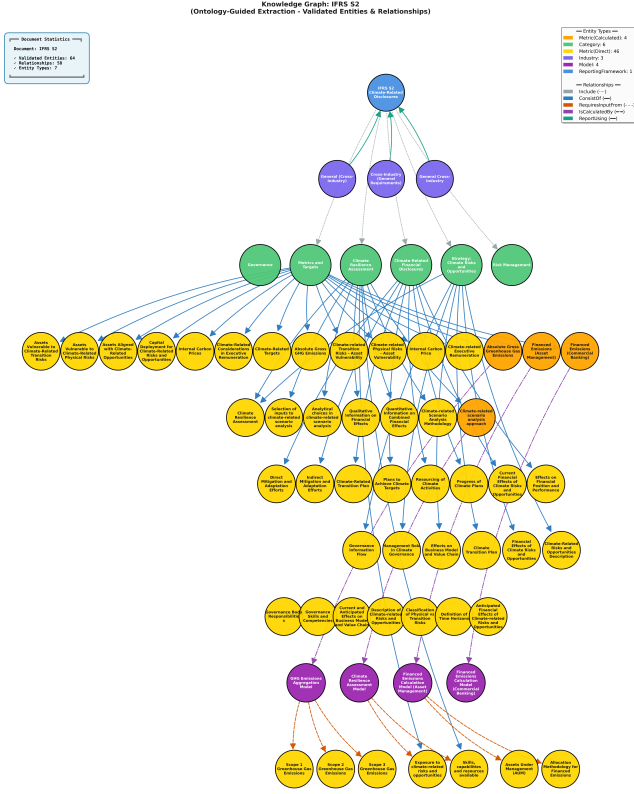


Figure 10: Validated ESG metric knowledge graph instance for IFRS S2 produced by OntoMetric.

B.4 AASB S2 (Australia)

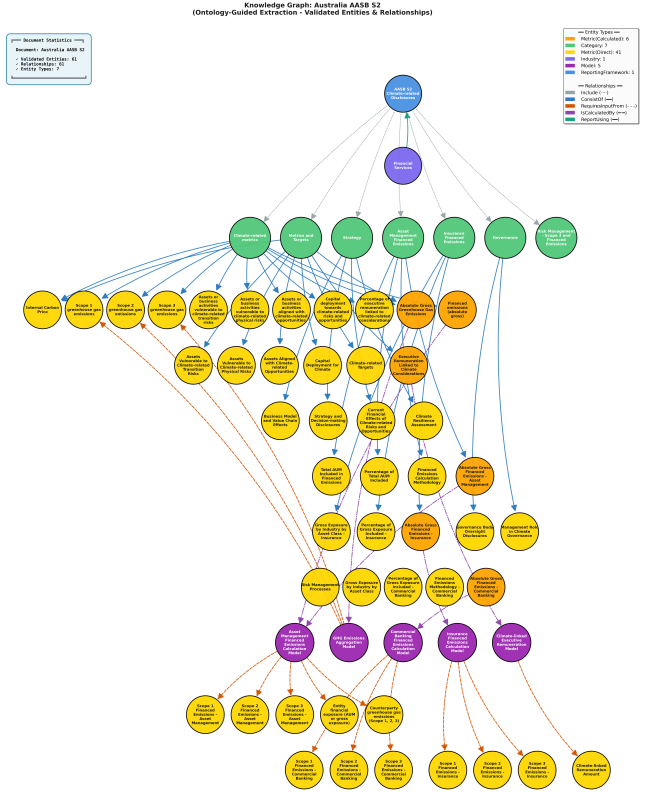


Figure 11: Validated ESG metric knowledge graph instance for AASB S2 (Australia) produced by OntoMetric.

B.5 TCFD Final Report

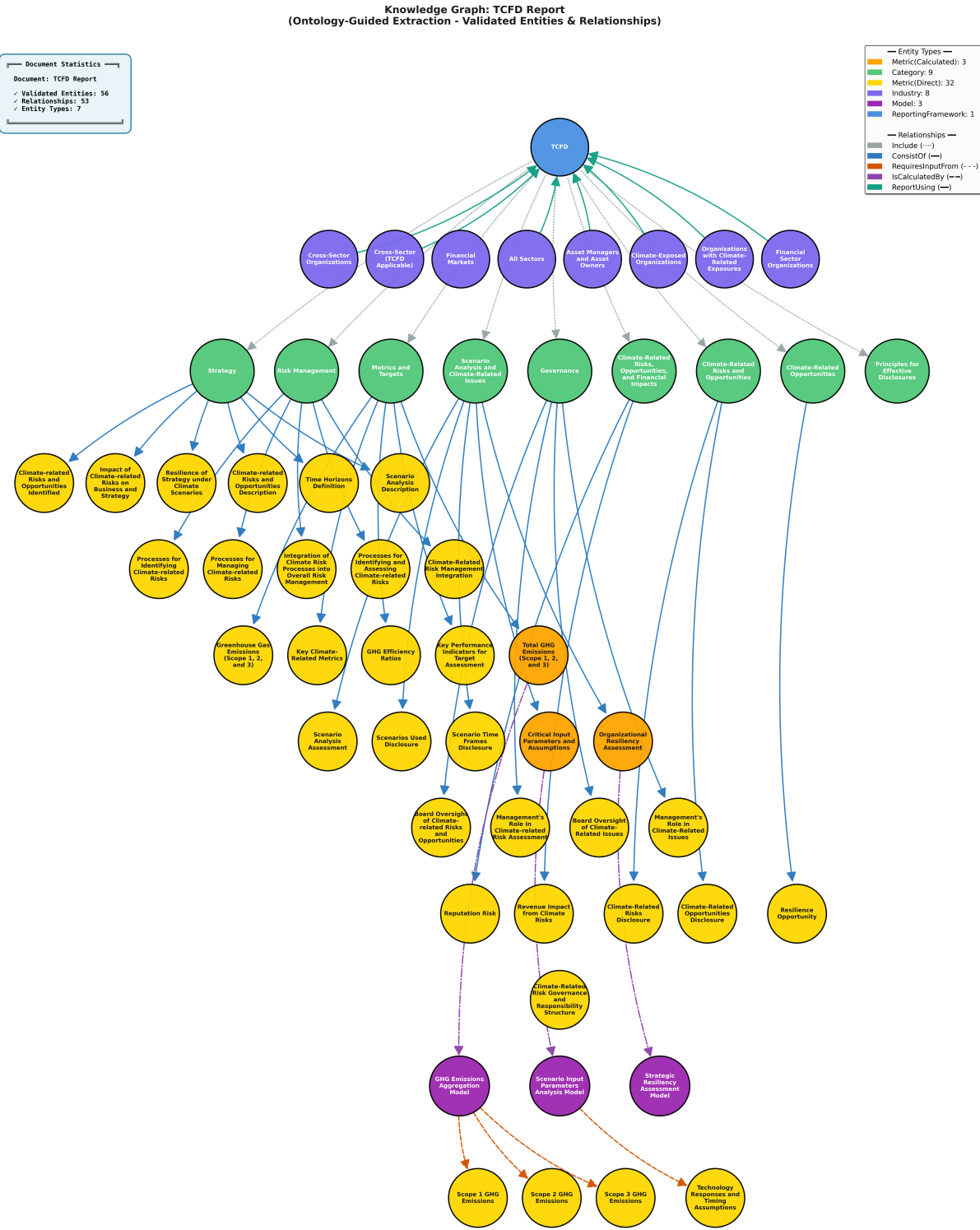


Figure 12: Validated ESG metric knowledge graph instance for *TCFD Final Report* produced by OntoMetric.