

# Relightable Holoported Characters: Capturing and Relighting Dynamic Human Performance from Sparse Views

Kunwar Maheep Singh<sup>1</sup>  
Thabo Beeler<sup>4</sup>

Jianchun Chen<sup>1,2</sup>  
Rishabh Dabral<sup>1,2</sup>

Vladislav Golyanik<sup>1</sup>  
Marc Habermann<sup>1,2</sup>

Stephan J. Garbin<sup>3</sup>  
Christian Theobalt<sup>1,2</sup>

<sup>1</sup> Max Planck Institute for Informatics, Saarland Informatics Campus   <sup>2</sup> VIA Research Center   <sup>3</sup> Google, London   <sup>4</sup> Google, Zurich

## Abstract

We present Relightable Holoported Characters (*RHC*), a novel person-specific method for free-view rendering and relighting of full-body and highly dynamic humans solely observed from sparse-view RGB videos at inference. In contrast to classical one-light-at-a-time (*OLAT*)-based human relighting, our transformer-based RelightNet predicts relit appearance within a single network pass, avoiding costly *OLAT*-basis capture and generation. For training such a model, we introduce a new capture strategy and dataset recorded in a multi-view lightstage, where we alternate frames lit by random environment maps with uniformly lit tracking frames, simultaneously enabling accurate motion tracking and diverse illumination as well as dynamics coverage. Inspired by the rendering equation, we derive physics-informed features that encode geometry, albedo, shading, and the virtual camera view from a coarse human mesh proxy and the input views. Our RelightNet then takes these features as input and cross-attends them with a novel lighting condition, and regresses the relit appearance in the form of texel-aligned 3D Gaussian splats attached to the coarse mesh proxy. Consequently, our RelightNet implicitly learns to efficiently compute the rendering equation for novel lighting conditions within a single feed-forward pass. Experiments demonstrate our method’s superior visual fidelity and lighting reproduction compared to state-of-the-art approaches. We refer to the [project page](#) for more details.

## 1. Introduction

Reconstructing a human’s geometry, appearance, as well as the scene lighting and rendering the person from a novel view and under novel lighting conditions—or *human performance relighting* for short—is essential for seamless avatar insertion into virtual reality with applications in telepresence, film making, and gaming. However, accurately reconstructing physical illumination, or simulating it virtually, for a dynamically deforming human surface remains challenging due to complex light–matter interactions, which are difficult to model explicitly and computationally

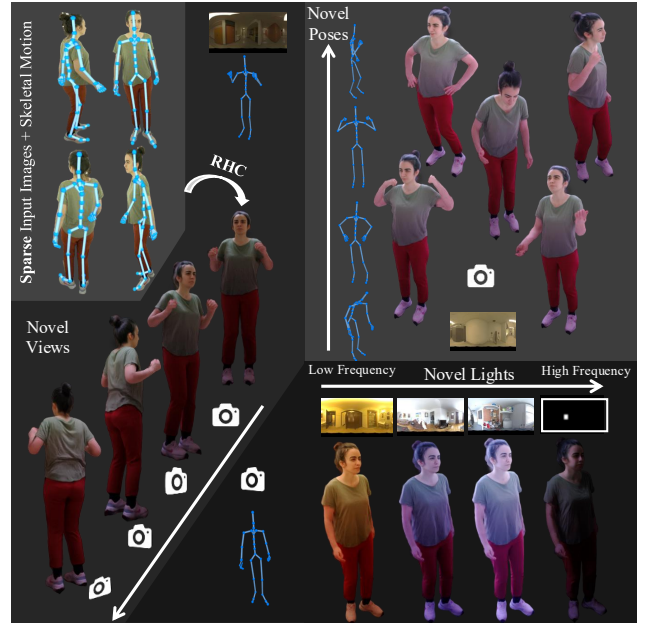


Figure 1. We present *Relightable Holoported Characters*, the first method that takes sparse RGB images of a full-body human and generates photorealistic and relightable renderings, allowing for seamless placement of photoreal twins of real and dynamically moving humans into virtual environments.

intractable to evaluate via the rendering equation [19]. To overcome these limitations, recent research tries to learn intrinsic material decomposition and relighting of the human appearance from image observations.

Some prior works [2, 3, 14, 26, 47, 52, 53, 58] rely on strong priors to intrinsically decompose and relight the avatar’s appearance from monocular or multi-view video observed under *static lighting*, often leading to implausible decompositions. Lightstage-based methods [7] enable better sampling of the lighting space, but exhaustively capturing every combination of light, view, and dynamically changing geometry is prohibitive. Consequently, many approaches focus on rigid parts (e.g., faces [1, 11, 37, 42], hands [4, 15, 16]) or replaying pre-captured performances [6, 9, 11, 30]. Methods that first capture an

OLAT basis are similarly limited, as they are slow and only applicable for static scenes [6, 37]. Relightable Full Body Gaussian Codec Avatars [48] generalizes relighting to full-body performances in unseen poses using randomly grouped OLAT lighting during training, but cannot leverage available image observations at inference to capture appearance and geometry consistent with the input images.

Motivated by the limitations of prior work, we introduce *Relightable Holoported Characters (RHC)*, the first approach for photorealistic, controllable relighting of novel dynamic performances from sparse-view input images in a single feed-forward pass. While trained on multi-view lightstage data, inference requires only four cameras capturing the subject under neutral illumination to *relight unseen motions from novel virtual viewpoints*. Given sparse input images, we extract skeletal motion [45] and leverage a *Character Animation Module* [10] to deform a person-specific mesh template to coarsely match the subject’s geometry in the observed views. Given the consistent UV parameterization of the deformed template mesh, appearance and relighting are then modeled in UV space using *physics-informed features*, which our *RelightNet* combines with an environment map to predict the relit appearance as texel-aligned 3D Gaussians. These Gaussians are posed into global space and rasterized into 2D image space (Fig. 3). Notably, instead of evaluating the rendering equation explicitly, RelightNet just requires a single feed-forward pass for human performance relighting at inference.

Training RelightNet requires diverse lighting and motion coverage, along with frames that allow reliable geometry tracking. Thus, we introduce a new capture scheme and dataset recorded in a multi-view lightstage, tailored towards dynamic full-body relighting. Traditional OLAT captures [6] require the subject to remain still and predict per-light outputs [11], which scales linearly with lighting conditions. To efficiently sample diverse lighting, views, and dynamics, our new capture scheme interleaves environment maps simulating real-world illumination with uniformly lit tracking frames, enabling accurate geometry tracking while covering diverse lighting and dynamic motions. In summary, our contributions are as follows:

- **Relightable Holoported Characters:** the first method for photorealistic human performance relighting of unseen motions from sparse driving cameras at inference.
- **RelightNet and Physics-informed Feature Maps:** a transformer-based network, which efficiently computes the rendering equation in a single feed-forward pass, modeling light transport as cross-attention between environment maps and local physics-informed features encoding geometry, albedo, shading, and viewing direction.
- **Dataset and Capture Strategy:** A data capture strategy and a large-scale, multi-view lightstage dataset for dynamic full-body human relighting, featuring five subjects

under more than 1000 natural lighting conditions, which we plan to publicly release as a benchmark.

Our experiments demonstrate superior visual quality and lighting fidelity compared to state-of-the-art relightable full-body avatar approaches [2, 3, 47]. Our neural relighting model generalizes to unseen motions, views, and illuminations, including OLAT lighting conditions, despite not being trained on OLAT environments (Fig. 1).

## 2. Related Work

### Dynamic Human Relighting from Uncalibrated Lights.

A vast majority of methods attempt to recover the relightable avatar from uncalibrated light sources [2, 3, 14, 26, 47, 52, 53, 58], *e.g.*, casual in-the-wild videos. From single or multi-view images, these approaches decompose environment lights with dynamic human geometry and material properties using inverse rendering [36]. However, the inherent ambiguities between geometry, material, and lighting are a long-standing challenge for general inverse rendering problems. To make the task tractable, researchers utilized analytical material models, *e.g.*, Microfacet BRDF [3, 26], Disney BRDF [47], or Lambertian BRDF [14, 51]. Following the advances of neural radiance fields [31], the relightable avatar is typically represented by opacity, normal, and material parameters decoded from canonical space implicit functions, which are then deformed into pose space and rendered with physics-based rendering. Some later works aim at improving the lighting and shadow correctness for unseen poses using hybrid representations of explicit meshes and implicit material fields [2], a Hierarchical Distance Query algorithm [53], or Monte Carlo ray tracing [47]. In sum, inverse rendering-based methods recover plausible geometry and material properties of full-body avatars from static, casual lighting. However, the oversimplified BRDF model and their inability to compensate for tracking errors prevents them from achieving highly photorealistic relighting.

### Dynamic Human Relighting from Calibrated Lights.

In the pursuit of photorealistic relightable human avatars, the Lightstage [6] was invented. Lightstages enable precise illumination control via programmable LEDs, eliminating the aforementioned lighting ambiguity. By capturing OLAT data, one can composite and generate relit images of static objects in arbitrary lighting using the linearity of light transport. For dynamic human avatars, learning-based models primarily focus on individual body parts, *e.g.*, hands [15], heads [1], and eyeglasses [23], which are easier to track than full-body clothed humans. Later works improve rendering quality by incorporating 3D Gaussians [48], but only consider sparse pose-conditioned input, failing to faithfully recreate dense wrinkle details observed in the input views. Diffusion models [11] have also been used for face relighting, but complex non-rigid body deformations hinder

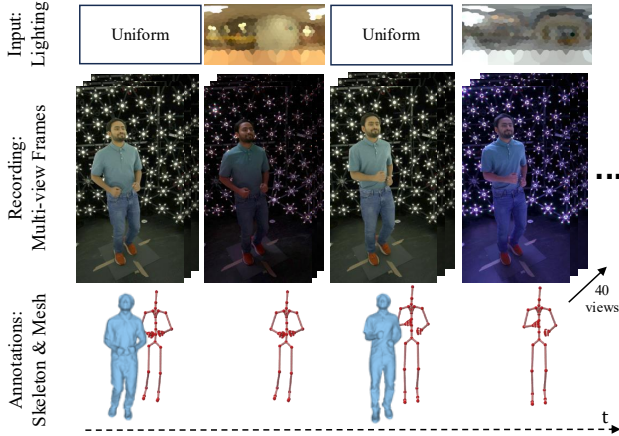


Figure 2. **Illustration of our data capture strategy.** To learn a relightable full-body avatar, we propose to capture multi-view video sequences consisting of consecutive uniformly lit tracking frames and relit frames obtained by randomly projecting environment maps onto the lightstage LEDs.

extending these advances to full-body avatars. Volumetric capture systems [9, 30] achieve photorealistic relighting by combining high-resolution geometry with neural rendering or hybrid pipelines, but are limited to *replaying* captured sequences and cannot generalize to novel poses from sparsely placed sensors. We instead target a generalizable relightable model that reconstructs full-body geometry and shading in unseen motions, leveraging high-frequency information from sparse input views at inference.

**Image-based Human Relighting.** A prominent trend for relightable approaches is inspired by the success of generative models [13, 39, 41]. Some researchers [17, 56] aim for a general model across object categories and instances. Relighting is conducted in 2D image space via image-to-image translation using generative models like Stable Diffusion [39]. When combined with lightstage data, they show promising performance in portrait relighting [22, 28, 32], shadow removal [54], and harmonization [38] from single images. These works motivate our end-to-end approach that fuses environment maps as tokens into image-space features. However, prior diffusion-based relighting works [35] show image-space methods lack 3D and temporal consistency, limiting view-consistent tasks. In contrast, we exploit explicit dynamic 3D geometry with efficient rasterization, producing temporally consistent relighting.

### 3. Dataset and Capture Strategy

Modeling a relightable full-body avatar from multi-view images requires precise separation of lighting, material, and geometry. To achieve this, we use a Lightstage system equipped with individually controllable LED panels and synchronized multi-view cameras, enabling active illumination control within the capture volume.

Existing data capture schemes for relightable faces [42]

and hands [4] typically follow standard material acquisition practices. They rely on OLAT or grouped partially lit images interleaved with uniformly lit frames for geometry reconstruction and tracking. While effective for localized regions such as faces and hands, extending this approach to dynamic full-body avatars adds further challenges. Synthesizing relit images of dynamic full-body avatars via linear composition requires multi-view OLAT images across diverse motions to sample the pose space, which is impractical to capture. Alternatively, capturing OLAT images during motion causes strong non-rigid clothing deformations. As linear composition assumes static scenes, geometry errors accumulate and degrade relighting accuracy.

To address these challenges, we propose a novel data capture scheme for full-body relightable avatars. As illustrated in Fig. 2, our setup alternates between two complementary frame types: (1) frames illuminated with random environment maps, simulating diverse real-world lighting, and (2) uniformly lit frames for robust tracking. This interleaving ensures dense temporal alignment between geometry and illumination, enabling reliable motion tracking and relighting supervision, where the uniformly lit frames serve as approximate texture references for adjacent re-lit frames. Compared to existing methods, our approach offers two main advantages: 1) dense tracking frames that significantly improve robustness to non-rigid clothing deformations, and 2) natural illumination captures that enable end-to-end training of our feedforward RelightNet without requiring analytical decomposition of material and lighting.

## 4. Method

Our goal is to photorealistically render a digital twin of a real human performing a motion  $\theta$  – observed only in sparse, calibrated multi-view images  $I$  – from arbitrary viewpoints and lighting conditions  $E$  (see Fig. 3). To learn our model, we assume lightstage data recorded according to our proposed strategy (Sec. 3). The core challenge lies in disentangling geometry, material, and illumination. To address this, we introduce a mesh-based coarse character model that, given skeletal motion, predicts a non-rigidly deformed and posed mesh (Sec. 4.1). In the consistent texture space of the tracked mesh, we encode physics-informed features relevant for evaluating the rendering equation (Sec. 4.2). Finally, these physics-informed features are fed into our *RelightNet*, which cross-attends them with the environment map  $E$  to implicitly evaluate the rendering equation and produce relit appearance as Gaussian parameters  $G$  in a single feedforward pass (Sec. 4.3).

### 4.1. Character Animation Module

We follow Deep Dynamic Characters (DDC) [10] to pose a template mesh  $\bar{M}$  at timestep  $t$ , producing a motion-driven mesh  $M_t$ . The canonical mesh



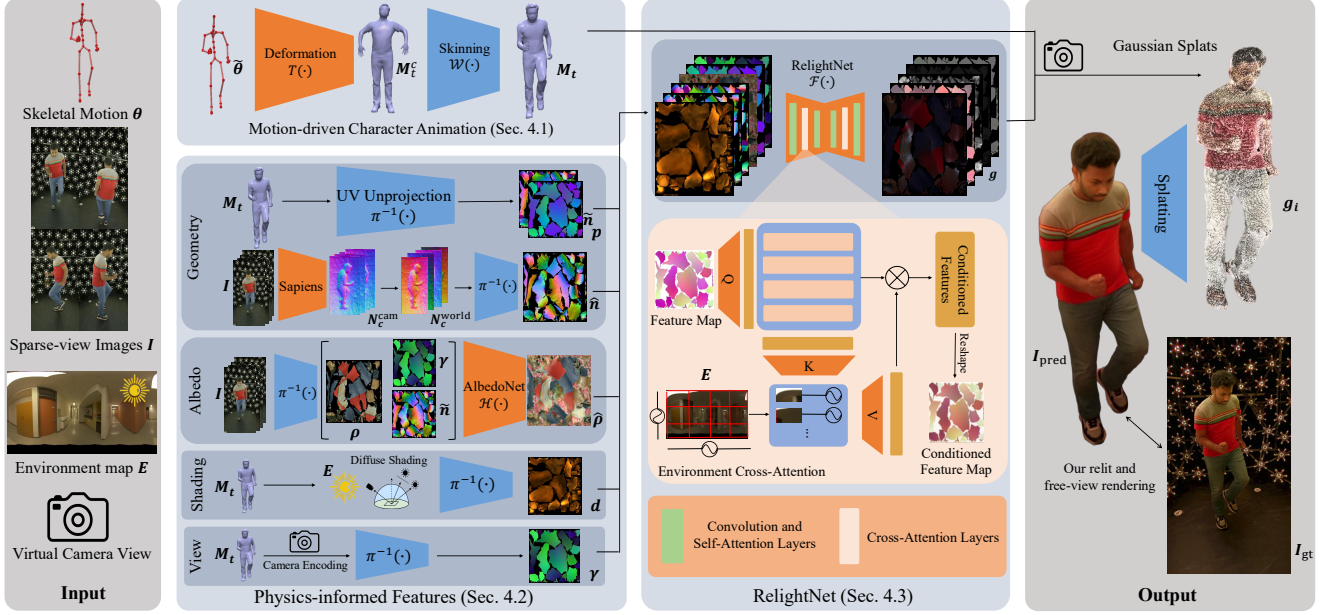


Figure 3. **Our approach, Relightable Holoported Characters (RHC).** Given four input views under flat lighting, skeleton pose, environment map, and camera parameters, our method generates photorealistic relighting. First, a mesh-based avatar is animated using the skeleton pose (Sec. 4.1). Physics-informed features (Sec. 4.2)—*Geometry*, *Albedo*, *Shading*, and *View Features*—are extracted from sparse-view images and mesh tracking, and fed into *RelightNet* (Sec. 4.3), which uses cross-attention to condition on the environment map. *RelightNet* predicts per-voxel Gaussian parameters, which are placed on the mesh and splatted into the camera view.

$$M_t^c = T(\bar{M}, \mathbf{a}_t, \mathbf{b}_t, \Delta_t), \quad (1)$$

is deformed in a coarse-to-fine manner, where  $T(\cdot)$  is parameterized by embedded graph [44] node rotations  $\mathbf{a}_t$  and translations  $\mathbf{b}_t$ , together with fine vertex offsets  $\Delta_t$ . Following DDC, we use two deformation networks

$$\mathbf{a}_t, \mathbf{b}_t = \mathcal{G}_{\text{eg}}(\bar{M}, \tilde{\theta}_t), \quad \Delta_t = \mathcal{G}_{\text{delta}}(\bar{M}, \tilde{\theta}_t). \quad (2)$$

The embedded-graph deformation network  $\mathcal{G}_{\text{eg}}$  predicts low-frequency node transformations, and the vertex refinement network  $\mathcal{G}_{\text{delta}}$  regresses high-frequency per-vertex displacements. Here,  $\tilde{\theta}_t$  denotes the *normalized motion* sequence  $\{\theta_i : i \in \{t-2, \dots, t\}\}$ . As in DDC, normalization removes global translation and global rotation from the tracked motion around the vertical axis. The posed mesh

$$M_t = \mathcal{W}(M_t^c, \theta_t, \mathbf{W}), \quad (3)$$

is obtained by applying linear blend skinning (LBS), where  $\mathbf{W}$  denotes the skinning weights. For training details, see the supplementary material.

This results in a temporally consistent mesh  $M_t$  with a stable UV parameterization, which offers two key benefits: (1) it enables learning of relit appearance in canonical 2D texture space, simplifying training compared to learning it in 3D; and (2) it overcomes the challenge of tracking the template mesh in relit frames by leveraging the available skeleton tracking to animate the mesh.

## 4.2. Physics-informed Features

Our goal now is to evaluate the rendering equation for a new lighting condition and for an unseen dynamic human

performance in a single feed-forward pass using the consistent UV parameterization of the mesh  $M_t$ . The rendering equation [19] states that the outgoing radiance  $L_o(\mathbf{x}, \omega_o)$  is

$$\rho(\mathbf{x}) \int_{\omega_i} f_r(\mathbf{x}, \omega_i, \omega_o) L_i(\mathbf{x}, \omega_i) V(\mathbf{x}, \omega_i) \langle \omega_i, \mathbf{n} \rangle d\omega_i, \quad (4)$$

where  $\mathbf{x}$  is a surface point with normal  $\mathbf{n}$ .  $\omega_i$  and  $\omega_o$  denote the incoming and outgoing directions,  $\rho$  is the albedo,  $f_r$  is the BRDF,  $L_i$  and  $L_o$  denote the incoming and outgoing light intensities, and  $V$  indicates visibility.

Directly recovering the albedo and BRDF for a deforming human mesh  $M$  is infeasible due to over-smoothed geometry and tracking noise, while simple BRDFs cannot model complex materials such as skin or fabric. Our key idea is to encode an approximation of the individual components that define the rendering equation, i.e., geometry, albedo, shading, and view, in the 2D UV space of the mesh, which we call physics-informed features.

**Geometry Features.** Geometry features provide spatial cues essential for modeling shading and interreflections. Among them, surface normals capture local shape details that are critical for light interaction. Our mesh normals provide a consistent coarse structure, and we use a 3-frame stack of mesh normals for temporal context

$$\tilde{\mathbf{n}} = \{\mathbf{n}_{t-2}, \mathbf{n}_{t-1}, \mathbf{n}_t\}. \quad (5)$$

However, they may miss fine details due to the comparably low mesh resolution and the limited capacity of the Character Animation Module. Therefore, we also recover image





Input Views and Motion

Novel View Renderings in Arbitrary Environments

Figure 4. **Qualitative results.** Here, we show the 4 sparse input views of a person performing unseen motions. Our method, RHC, is then able to photorealistically render free-views under novel lighting conditions. Note that we also visualize different poses here, demonstrating the robustness to arbitrary skeletal motions.

normals  $N_c^{\text{cam}}$  for all input views using Sapiens [21]. We transform them to world space

$$N_c^{\text{world}} = R_c N_c^{\text{cam}}, \quad (6)$$

and then unproject them to the mesh’s UV space

$$\hat{n} = \sum_c \Pi^{-1}(N_c^{\text{world}}, M), \quad (7)$$

where  $\Pi^{-1}$  denotes the unprojection operator. The resulting UV maps are averaged, following Holoported Characters (HPC) [43], to yield the final high-frequency normal feature  $\hat{n}$ . To capture near-field interreflections, we further encode the mesh position in a position map  $p = \Pi^{-1}(M, M)$ , storing global texel positions. Together,  $\hat{n}$ ,  $\hat{n}$ , and  $p$  form the input to RelightNet responsible for encoding geometry.

**Albedo Features.** Albedo represents the intrinsic surface color, independent of lighting, and is essential to disentangle reflectance from illumination effects. The appearance under uniform illumination approximates the surface albedo [27–29, 32], which can be inferred from sparse-view RGB inputs. We unproject the input images  $I$  into the template UV space to obtain an initial albedo map  $\rho$ , similar to Eq. 7, which is able to compensate for tracking errors. Due to limited views and self-occlusions,  $\rho$  contains only partial observations. To refine it, we employ an albedo network, *AlbedoNet*, defined as  $\hat{\rho} = \mathcal{H}(\rho, \hat{n}, \gamma)$ , which learns to inpaint missing information and to correct distorted regions. Following HPC [43], the network takes a temporal normal stack  $\hat{n}$  encoding geometry and the camera view  $\gamma$  encoded in texel space. Precisely, the view map is computed as the per-texel direction from the position map  $p$  to the camera origin. The refined albedo  $\hat{\rho}$  will later be the input to our

RelightNet and is our physics-informed feature to approximate the true albedo in the rendering equation.

**Shading and View Features.** Physics-informed shading helps the network focus on high-frequency appearance rather than low-frequency illumination. We compute pre-integrated diffuse shading  $d$  on the mesh  $M$  as

$$d = \int_{\omega_i} L_i(x, \omega_i) V(x, \omega_i) \langle \omega_i, n \rangle d\omega_i, \quad (8)$$

considering only direct environment lighting. Our diffuse shading  $d$  and camera encoding  $\gamma$  form the last physics-informed features for RelightNet, responsible for approximating shading and view in the rendering equation.

### 4.3. RelightNet

After defining the features relevant to evaluating the rendering equation, we now introduce RelightNet, an efficient 2D convolutional network, which learns the integration over lighting directions as well as the residual from approximate physics-informed features to real relit appearance from lightstage data captures. In detail, given the physics-informed features in the UV space of our tracked mesh, we introduce *RelightNet*  $\mathcal{F}$

$$g = \mathcal{F}(f; E) \quad f = \{\hat{n}, \hat{n}, p, \hat{\rho}, d, \gamma\}, \quad (9)$$

a network designed to translate a stack of normal, albedo, shading, and view features  $f$  into a realistic relit appearance texture  $g$  illuminated by an HDR environment map  $E$ . As shown in Fig. 3, *RelightNet* combines convolution and self-attention layers in UV space with cross-attention layers that fuse the environment map into multi-scale local UV features. The cross-attention formulation is inspired by the




Figure 5. **Qualitative comparison.** We compare our method against state-of-the-art methods, including Relighting4D (R4D + GT Env.) [3] with ground-truth environment maps, as their original setting differs from our task. We also compare to advanced R4D variants, IA [47] and MA [2], augmented with ground-truth maps. Additionally, we compare to a sparse image-driven, non-relightable method, Holoported Characters (HPC) [43], and a relightable version (HPC + NG) using a recent image-based relighting network [17]. Our method consistently outperforms all baselines across subjects and environment maps, highlighting its superior performance.

rendering equation (Eq. 4), where each UV texel aggregates light contributions from all directions. We linearly project the flattened environment map, concatenated with 2D sinusoidal positional encoding, into  $(\mathbf{K}_e, \mathbf{V}_e)$  and each texel feature into  $\mathbf{Q}_f$ , and perform multi-head cross-attention.

Rather than directly predicting RGB texel colors, we predict parameters of relit 3D Gaussian splats [20], following recent works on dynamic human modeling [33]. Each UV texel corresponds to a 3D Gaussian with position  $\mathbf{p}_i$ , scaling  $\mathbf{s}_i$ , rotation  $\mathbf{r}_i$ , opacity  $\mathbf{o}_i$ , and color  $\mathbf{c}_i$ . To facilitate learning, we initialize positions  $\bar{\mathbf{p}}_i$  from the mesh surface  $\mathbf{M}$  and scalings  $\bar{\mathbf{s}}_i$  as mean distances to neighboring Gaussians in the first frame. For each texel, we predict positional and scaling offsets  $\delta\mathbf{p}_i$ ,  $\delta\mathbf{s}_i$ , along with  $\mathbf{c}_i, \mathbf{r}_i, \mathbf{o}_i$ , and obtain the final parameters as  $\mathbf{p}_i = \bar{\mathbf{p}}_i + \delta\mathbf{p}_i$ ,  $\mathbf{s}_i = \bar{\mathbf{s}}_i \odot \delta\mathbf{s}_i$ , where  $\odot$  denotes element-wise multiplication. The predicted Gaussians are rendered using the camera parameters to obtain the final relit image  $\mathbf{I}_{\text{pred}}$ . Although diffuse shading and self-occlusion are already modeled in  $\mathbf{d}$ , the end-to-end *RelightNet* learns to capture complete light transport—including specular reflections (via view encoding  $\gamma$  and cross-attention with  $\mathbf{E}$ ) and subsurface scattering (via geometry encodings  $\tilde{\mathbf{n}}, \mathbf{p}$  and self-attention in UV space). The Gaussian projection, rendering equations, and training details are provided in the supplementary material.

## 5. Experiments

**Dataset.** We evaluate on five subjects wearing diverse clothes. Each model component  $(\mathcal{G}, \mathcal{H}, \mathcal{F})$  is trained per subject. Of 40 captured cameras, 37 are used for training and 3 for testing. Training uses 1,015 HDR environment maps from Laval Indoor [8], and testing uses 8 novel ones. Each subject has 28,420 training and 14,336 testing frames per camera, evenly split between uniformly lit and relit frames, captured at 60 Hz. Test sequences were recorded separately and feature unseen motions.

**Metrics.** To evaluate our method, we report PSNR, SSIM [50], and LPIPS [57] averaged over every 10th frame across all three test views.

**Baseline.** Since no existing method directly addresses sparse-view relightable avatars, we adapt two types of baselines. First, we extend Relighting4D (R4D) [3] to a motion-driven, relightable avatar. The original R4D is trained on uniform-light tracking frames; we train it on relit frames with ground-truth environment maps for fair comparison. We also compare to IntrinsicAvatar (IA) [47] and MeshAvatar (MA) [2], trained similarly with ground-truth environment maps. We do not compare to Relightable Full Body Gaussian Codec Avatars [48] since their code is unavailable. Second, we adapt HPC [43], a sparse-view photorealistic avatar method, by applying a per-identity finetuned Neural Gaffer (NG) [17] for relighting.

To ensure a fair relighting comparison, all methods are

Table 1. **Quantitative evaluation.** We compare our method to prior methods for human performance relighting from uncalibrated lighting conditions (R4D [3]) as well as a variant (R4D + GT Env), where we provide the ground truth environment maps for training. We further extend this training strategy to state-of-the-art methods IA [47] and MA [2]. Moreover, we compare to non-relightable sparse free-view rendering methods (HPC [43]) and a variant where we employ a recent foundational model [17] for image-based relighting (HPC + NG). Note that we outperform all competing methods across subjects and metrics.

Method	Subject 1 (S1)			Subject 2 (S2)			Subject 3 (S3)			Subject 4 (S4)			Subject 5 (S5)		
	PSNR $\uparrow$	LPIPS $\downarrow$	SSIM $\uparrow$	PSNR $\uparrow$	LPIPS $\downarrow$	SSIM $\uparrow$	PSNR $\uparrow$	LPIPS $\downarrow$	SSIM $\uparrow$	PSNR $\uparrow$	LPIPS $\downarrow$	SSIM $\uparrow$	PSNR $\uparrow$	LPIPS $\downarrow$	SSIM $\uparrow$
R4D [3]	26.09	14.24	84.89	28.68	10.94	85.01	26.04	14.48	86.43	28.24	13.68	86.03	27.14	12.36	82.83
R4D [3] + GT Env	29.89	10.31	87.15	31.13	8.04	<u>87.08</u>	<u>29.32</u>	10.62	<u>87.67</u>	<u>31.98</u>	10.07	<u>87.90</u>	29.11	8.48	84.04
IA [47] + GT Env	27.25	18.25	81.39	28.87	15.43	82.07	26.14	22.52	79.07	29.50	18.46	82.91	28.61	16.94	80.35
MA [2] + GT Env	28.52	10.44	82.76	27.73	11.87	80.15	28.01	10.48	84.39	30.05	<u>9.55</u>	84.14	30.01	8.42	84.20
HPC [43]	25.84	11.41	<u>88.04</u>	27.34	9.58	85.62	24.46	12.47	86.93	27.34	10.27	86.24	27.08	9.00	<u>84.37</u>
HPC [43] + NG [17]	<u>30.52</u>	<u>8.75</u>	87.49	31.90	<u>7.99</u>	82.62	<b>29.80</b>	<u>9.06</u>	82.02	31.63	10.66	81.69	<u>30.52</u>	<u>8.41</u>	80.41
<b>Ours</b>	<b>31.38</b>	<b>7.01</b>	<b>90.00</b>	<b>32.48</b>	<b>5.69</b>	<b>90.36</b>	29.09	<b>8.13</b>	<b>88.71</b>	<b>32.44</b>	<b>7.11</b>	<b>89.40</b>	<b>32.07</b>	<b>5.55</b>	<b>89.34</b>

Table 2. **Ablation study.** We ablate different design choices of our method. Removing individual components degrades metrics, confirming their importance. Skeleton tracking from sparse views shows minimal decrease, mainly due to hand tracking errors. Fewer input views also degrade results because of increased occlusion. Finally, OLAT data capture accumulates errors from each OLAT rendering.

Method	PSNR $\uparrow$	LPIPS $\downarrow$	SSIM $\uparrow$
Ours w/o geometry features	31.73	5.58	89.01
Ours w/o coarse normals	31.96	<b>5.55</b>	89.12
Ours w/o high-freq. normals feature	31.94	<b>5.55</b>	89.18
Ours w/o position map	31.70	5.58	89.18
Ours w/o albedo feature	31.82	5.78	88.53
Ours w/o diffuse shading feature	31.59	5.74	88.80
Ours w/o camera encoding	31.52	5.68	88.77
Ours w/o cross attention	31.88	<u>5.56</u>	89.18
Ours w/ sparse view skeleton tracking	30.72	6.06	87.83
Ours w/ 0 input views (pose only)	31.39	6.23	87.50
Ours w/ 2 input views	<u>32.00</u>	5.74	89.20
OLAT data capture	26.42	10.46	<b>89.86</b>
<b>Ours</b>	<b>32.07</b>	<b>5.55</b>	<u>89.34</u>

driven by the same high-quality skeletal motion extracted from our multi-view setup, thereby attributing performance differences only to the relighting models. However, our ablation (Sec. 5.2) demonstrates that even sparse-view motion capture creates visually plausible results. All methods use the same dense views as our method for training.

**Qualitative Results.** In Fig. 4, we show the ability of our method to generate photorealistic renderings in different illuminations, from novel viewpoints, and under novel poses.

## 5.1. Comparisons on Novel Sequences and Lighting

**Quantitative and Qualitative Comparisons.** Tab. 1 shows that our method outperforms all baselines across subjects. Original R4D, trained on uniform-lit frames, slightly surpasses the non-relightable HPC in numerical metrics. When trained on relit frames with ground-truth environment maps (R4D + GT Env.), performance improves substantially, highlighting the effectiveness of our lightstage

capture scheme. IA + GT Env. achieves similar quality to R4D + GT Env., limited by SMPL-based tracking, 3D representation, and BRDF assumptions. MA + GT Env. achieves sharper results than IA + GT Env. due to its hybrid explicit mesh and implicit material field representation but still suffers from artifacts from pose-only input and BRDF assumptions. HPC preserves sharp visual details from sparse-view input, but performance remains limited by the non-relightable representation; per-identity finetuned NG improves shading but still falls short of photorealism.

Fig. 5 illustrates qualitative comparisons. Our method recovers sharp wrinkles and realistic shading compared to the ground truth. R4D + GT Env. produces blurrier results due to coarse geometry. IA/MA + GT Env. improve shading, but cannot capture realistic skin tone or cloth scattering. HPC synthesizes novel views with sharp details under uniform lighting, but NG relighting introduces inconsistent shading and disrupts fine structures (e.g., on the face). Additional results are shown in the supplementary material.

## 5.2. Ablation Studies

We further conduct quantitative (Tab. 2) and qualitative (Fig. 6) ablation studies to validate our design choices.

**Geometry Features.** Removing geometry features,  $\hat{n}$ ,  $\tilde{n}$ , and  $p$ , deteriorates rendering quality significantly since we remove the model’s ability to correct for pose-dependent errors (Fig. 6). This is also reflected in the metrics in Tab. 2.

**Coarse Normals.** Without the coarse normal stack, the network lacks temporal context and misses temporal effects.

**High-frequency Normal Features.** The additional high-frequency normals  $\hat{n}$  improve the rendering quality of wrinkles and fine details, leading to better metrics.

**Position Map.** The position map reduces the model’s burden of having to learn the surface curvature. Removing it also removes the ability to model correct light transport from finitely far away light sources.

**Albedo Features.** The removal of albedo features  $\hat{p}$  degrades the metrics since it fails to correct texture drift due to incorrect tracking, leading to errors in rendering (Fig. 6).



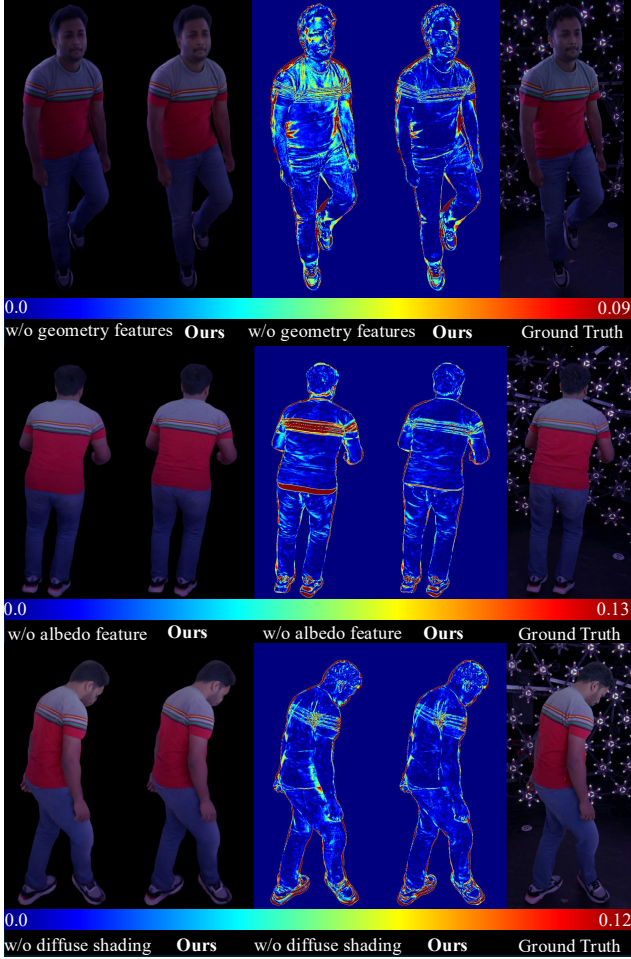


Figure 6. **Ablation of key design components.** Removing our geometry features hinders the learning of pose-dependent effects and also leads to reduced wrinkle fidelity due to missing high-frequency geometry. Excluding the albedo feature causes texture drift from tracking errors. Without diffuse shading, the model fails to capture self-shadows correctly.

**Diffuse Shading.** Removing the diffuse shading feature eliminates explicitly modeled self-shadow, deteriorating rendering quality in occluded regions. The ablated baseline fails to produce correct self-shadows (Fig. 6).

**Camera Encoding.** Without camera encoding  $\gamma$ , our method cannot model view-dependent effects.

**Cross Attention.** We evaluate the effectiveness of cross-attention for conditioning the environment map. The baseline without cross-attention concatenates the resized environment map  $E$  with UNet input features.

**Dense View Skeleton Tracking.** In the actual use case, the input motion is captured from only 4 views. Here, we study our model’s performance with skeleton tracking from sparse views and find a slight performance drop, mostly due to imperfect hand tracking, while the visual quality is preserved.

**Number of input views.** A reduction in the number of input views results in a decline in detail preservation as more



OLAT data capture      **Ours**      Ground Truth

Figure 7. **Effect of different capture strategies.** Learning OLATs in an end-to-end manner and linearly combining them to illuminate to natural environments is slow and accumulates errors.

details are occluded from our model. This leads to a performance drop as shown in Tab. 2. Note, we still outperform all baselines with just our pose-only model.

**Training with OLAT Capture.** To validate our capture strategy, we record a dynamic grouped OLAT sequence for one subject and train an end-to-end relighting model to predict grouped OLATs, which are linearly combined to simulate environment lighting. Details are provided in the supplementary material. Visual quality degrades due to accumulated per-light prediction errors (Fig. 7).

## 6. Limitations and Future Work

While RHC provides the first solution for photorealistic relighting of unseen human performances from sparse views, it has several limitations suggesting directions for future work. Our method is trained per identity and does not generalize across subjects or clothing; extending it with priors from large generative models [13, 39] could improve scalability. RHC also struggles with topology changes (e.g., removing a jacket), translucent materials, and accessories such as glasses, while some specular highlights on body parts (eyes, fingernails) are missed. These challenges could be mitigated by combining RHC with a layered clothing representation [40] and more diverse training data to improve robustness across material types. Finally, the current pipeline prioritizes visual quality over runtime efficiency ( $\approx 2$  FPS); integrating CUDA-accelerated ray tracing [34] and lightweight neural components via distillation [12] could enable interactive high-quality relighting.

## 7. Conclusion

Relightable Holoported Characters (RHC) marks a step change in human relighting—from static, replay-based, or pose-driven avatars that hallucinate appearance details, to dynamic, photorealistic humans that reconstruct real, pose-dependent wrinkles and shading from sparse camera views. By showing that end-to-end learning from natural light-stage captures can reproduce fine, view-consistent detail and shading, without OLAT data, RHC makes scalable, relightable telepresence feasible. This work paves the way for identity-generalizable, scene-adaptive avatars that move seamlessly between the real and virtual worlds.

## References

- [1] Sai Bi, Stephen Lombardi, Shunsuke Saito, Tomas Simon, Shih-En Wei, Kevyn Mcphail, Ravi Ramamoorthi, Yaser Sheikh, and Jason Saragih. Deep relightable appearance models for animatable faces. *ACM Transactions on Graphics (ToG)*, 40(4):1–15, 2021. 1, 2
- [2] Yushuo Chen, Zerong Zheng, Zhe Li, Chao Xu, and Yebin Liu. Meshavatar: Learning high-quality triangular human avatars from multi-view videos. In *European Conference on Computer Vision*, pages 250–269. Springer, 2024. 1, 2, 6, 7, 17
- [3] Zhaoxi Chen and Ziwei Liu. Relighting4d: Neural relightable human from videos. In *European Conference on Computer Vision*, pages 606–623. Springer, 2022. 1, 2, 6, 7, 14, 15, 16, 17
- [4] Zhaoxi Chen, Gyeongsik Moon, Kaiwen Guo, Chen Cao, Stanislav Pidhorskyi, Tomas Simon, Rohan Joshi, Yuan Dong, Yichen Xu, Bernardo Pires, et al. Urhand: Universal relightable hands. In *Proceedings of the IEEE/CVF Conference on Computer Vision and Pattern Recognition*, pages 119–129, 2024. 1, 3
- [5] Blender Online Community. *Blender - a 3D modelling and rendering package*. Blender Foundation, Stichting Blender Foundation, Amsterdam, 2018. 12
- [6] Paul Debevec, Tim Hawkins, Chris Tchou, Haarm-Pieter Duiker, Westley Sarokin, and Mark Sagar. Acquiring the reflectance field of a human face. In *Proceedings of the 27th annual conference on Computer graphics and interactive techniques*, pages 145–156, 2000. 1, 2
- [7] Paul Debevec, Andreas Wenger, Chris Tchou, Andrew Gardner, Jamie Waese, and Tim Hawkins. A lighting reproduction approach to live-action compositing. *ACM Transactions on Graphics (TOG)*, 21(3):547–556, 2002. 1
- [8] Marc-André Gardner, Kalyan Sunkavalli, Ersin Yumer, Xiaohui Shen, Emiliano Gambaretto, Christian Gagné, and Jean-François Lalonde. Learning to predict indoor illumination from a single image. *ACM Transactions on Graphics (TOG)*, 36(6):1–14, 2017. 6, 14
- [9] Kaiwen Guo, Peter Lincoln, Philip Davidson, Jay Busch, Xueming Yu, Matt Whalen, Geoff Harvey, Sergio Orts-Escolano, Rohit Pandey, Jason Dourgarian, et al. The relightables: Volumetric performance capture of humans with realistic relighting. *ACM Transactions on Graphics (ToG)*, 38(6):1–19, 2019. 1, 3
- [10] Marc Habermann, Lingjie Liu, Weipeng Xu, Michael Zollhoefer, Gerard Pons-Moll, and Christian Theobalt. Real-time deep dynamic characters. *ACM Transactions on Graphics (ToG)*, 40(4):1–16, 2021. 2, 3
- [11] Mingming He, Pascal Clausen, Ahmet Levent Taşel, Li Ma, Oliver Pilarski, Wenqi Xian, Laszlo Rikker, Xueming Yu, Ryan Burgert, Ning Yu, et al. Diffrelight: Diffusion-based facial performance relighting. In *SIGGRAPH Asia 2024 Conference Papers*, pages 1–12, 2024. 1, 2
- [12] Geoffrey Hinton, Oriol Vinyals, and Jeff Dean. Distilling the knowledge in a neural network. *arXiv preprint arXiv:1503.02531*, 2015. 8
- [13] Jonathan Ho, Ajay Jain, and Pieter Abbeel. Denoising diffusion probabilistic models. *Advances in neural information processing systems*, 33:6840–6851, 2020. 3, 8
- [14] Umar Iqbal, Akin Caliskan, Koki Nagano, Sameh Khamis, Pavlo Molchanov, and Jan Kautz. Rana: Relightable articulated neural avatars. In *ICCV*, 2023. 1, 2
- [15] Shun Iwase, Shunsuke Saito, Tomas Simon, Stephen Lombardi, Timur Bagautdinov, Rohan Joshi, Fabian Prada, Takaaki Shiratori, Yaser Sheikh, and Jason Saragih. Relightablehands: Efficient neural relighting of articulated hand models. In *Proceedings of the IEEE/CVF Conference on Computer Vision and Pattern Recognition*, pages 16663–16673, 2023. 1, 2
- [16] Zheheng Jiang, Hossein Rahmani, Sue Black, and Bryan Williams. 3d points splatting for real-time dynamic hand reconstruction. *Pattern Recognition*, 162:111426, 2025. 1
- [17] Haian Jin, Yuan Li, Fujun Luan, Yuanbo Xiangli, Sai Bi, Kai Zhang, Zexiang Xu, Jin Sun, and Noah Snively. Neural gaffer: Relighting any object via diffusion. *Advances in Neural Information Processing Systems*, 37:141129–141152, 2024. 3, 6, 7, 15, 17
- [18] Justin Johnson, Alexandre Alahi, and Li Fei-Fei. Perceptual losses for real-time style transfer and super-resolution. In *Computer Vision—ECCV 2016: 14th European Conference, Amsterdam, The Netherlands, October 11–14, 2016, Proceedings, Part II 14*, pages 694–711. Springer, 2016. 14
- [19] James T Kajiya. The rendering equation. In *Proceedings of the 13th annual conference on Computer graphics and interactive techniques*, pages 143–150, 1986. 1, 4
- [20] Bernhard Kerbl, Georgios Kopanas, Thomas Leimkühler, and George Drettakis. 3d gaussian splatting for real-time radiance field rendering. *ACM Trans. Graph.*, 42(4):139–1, 2023. 6
- [21] Rawal Khrodgar, Timur Bagautdinov, Julieta Martinez, Su Zhaoen, Austin James, Peter Selednik, Stuart Anderson, and Shunsuke Saito. Sapiens: Foundation for human vision models. In *European Conference on Computer Vision*, pages 206–228. Springer, 2025. 5
- [22] Hoon Kim, Minje Jang, Wonjun Yoon, Jisoo Lee, Donghyun Na, and Sanghyun Woo. Switchlight: Co-design of physics-driven architecture and pre-training framework for human portrait relighting. In *Proceedings of the IEEE/CVF Conference on Computer Vision and Pattern Recognition*, pages 25096–25106, 2024. 3
- [23] Junxuan Li, Shunsuke Saito, Tomas Simon, Stephen Lombardi, Hongdong Li, and Jason Saragih. Megane: Morphable eyeglass and avatar network. In *Proceedings of the IEEE/CVF Conference on Computer Vision and Pattern Recognition*, pages 12769–12779, 2023. 2
- [24] Peike Li, Yunqiu Xu, Yunchao Wei, and Yi Yang. Self-correction for human parsing. *IEEE Transactions on Pattern Analysis and Machine Intelligence*, 44(6):3260–3271, 2020. 12
- [25] Matthew Loper, Naureen Mahmood, Javier Romero, Gerard Pons-Moll, and Michael J Black. Smpl: A skinned multi-person linear model. In *Seminal Graphics Papers: Pushing the Boundaries, Volume 2*, pages 851–866. 2023. 14

- [26] Diogo Luvizon, Vladislav Golyanik, Adam Kortylewski, Marc Habermann, and Christian Theobalt. Relightable neural actor with intrinsic decomposition and pose control. In *European Conference on Computer Vision (ECCV)*, 2024. 1, 2
- [27] Yiqun Mei, He Zhang, Xuaner Zhang, Jianming Zhang, Zhixin Shu, Yilin Wang, Zijun Wei, Shi Yan, HyunJoon Jung, and Vishal M Patel. Lightpainter: Interactive portrait relighting with freehand scribble. In *Proceedings of the IEEE/CVF conference on computer vision and pattern recognition*, pages 195–205, 2023. 5
- [28] Yiqun Mei, Yu Zeng, He Zhang, Zhixin Shu, Xuaner Zhang, Sai Bi, Jianming Zhang, HyunJoon Jung, and Vishal M Patel. Holo-relighting: Controllable volumetric portrait relighting from a single image. In *Proceedings of the IEEE/CVF Conference on Computer Vision and Pattern Recognition*, pages 4263–4273, 2024. 3
- [29] Yiqun Mei, Mingming He, Li Ma, Julien Philip, Wenqi Xian, David M George, Xueming Yu, Gabriel Dedic, Ahmet Levent Taşel, Ning Yu, et al. Lux post facto: Learning portrait performance relighting with conditional video diffusion and a hybrid dataset. In *Proceedings of the Computer Vision and Pattern Recognition Conference*, pages 5510–5522, 2025. 5
- [30] Abhimitra Meka, Rohit Pandey, Christian Haene, Sergio Orts-Escolano, Peter Barnum, Philip David-Son, Daniel Erickson, Yinda Zhang, Jonathan Taylor, Sofien Bouaziz, et al. Deep relightable textures: volumetric performance capture with neural rendering. *ACM Transactions on Graphics (TOG)*, 39(6):1–21, 2020. 1, 3
- [31] Ben Mildenhall, Pratul P Srinivasan, Matthew Tancik, Jonathan T Barron, Ravi Ramamoorthi, and Ren Ng. Nerf: Representing scenes as neural radiance fields for view synthesis. *Communications of the ACM*, 65(1):99–106, 2021. 2
- [32] Rohit Pandey, Sergio Orts-Escolano, Chloe Legendre, Christian Haene, Sofien Bouaziz, Christoph Rhemann, Paul E Debevec, and Sean Ryan Fanello. Total relighting: learning to relight portraits for background replacement. *ACM Trans. Graph.*, 40(4):43–1, 2021. 3, 5
- [33] Haokai Pang, Heming Zhu, Adam Kortylewski, Christian Theobalt, and Marc Habermann. Ash: Animatable gaussian splats for efficient and photoreal human rendering. In *Proceedings of the IEEE/CVF Conference on Computer Vision and Pattern Recognition (CVPR)*, pages 1165–1175, 2024. 6
- [34] Steven G Parker, James Bigler, Andreas Dietrich, Heiko Friedrich, Jared Hoberock, David Luebke, David McAllister, Morgan McGuire, Keith Morley, Austin Robison, et al. Optix: a general purpose ray tracing engine. *Acm transactions on graphics (tog)*, 29(4):1–13, 2010. 8
- [35] Yohan Poirier-Ginter, Alban Gauthier, Julien Phillip, J-F Lalonde, and George Drettakis. A diffusion approach to radiance field relighting using multi-illumination synthesis. In *Computer Graphics Forum*, page e15147. Wiley Online Library, 2024. 3
- [36] Ravi Ramamoorthi and Pat Hanrahan. A signal-processing framework for inverse rendering. In *Proceedings of the 28th annual conference on Computer graphics and interactive techniques*, pages 117–128, 2001. 2
- [37] Pramod Rao, Abhimitra Meka, Xilong Zhou, Gereon Fox, Mallikarjun B R, Fangneng Zhan, Tim Weyrich, Bernd Bickel, Hanspeter Pfister, Wojciech Matusik, Thabo Beeler, Mohamed Elgharib, Marc Habermann, and Christian Theobalt. 3dpr: Single image 3d portrait relighting with generative priors. In *ACM SIGGRAPH ASIA 2025 Conference Proceedings*, 2025. 1, 2
- [38] Mengwei Ren, Wei Xiong, Jae Shin Yoon, Zhixin Shu, Jianming Zhang, HyunJoon Jung, Guido Gerig, and He Zhang. Relightful harmonization: Lighting-aware portrait background replacement. In *Proceedings of the IEEE/CVF Conference on Computer Vision and Pattern Recognition*, pages 6452–6462, 2024. 3
- [39] Robin Rombach, Andreas Blattmann, Dominik Lorenz, Patrick Esser, and Björn Ommer. High-resolution image synthesis with latent diffusion models. In *Proceedings of the IEEE/CVF conference on computer vision and pattern recognition*, pages 10684–10695, 2022. 3, 8
- [40] Boxiang Rong, Artur Grigorev, Wenbo Wang, Michael J Black, Bernhard Thomaszewski, Christina Tsalicoglou, and Otmar Hilliges. Gaussian garments: Reconstructing simulation-ready clothing with photorealistic appearance from multi-view video. In *2025 International Conference on 3D Vision (3DV)*, pages 1054–1063. IEEE, 2025. 8
- [41] Chitwan Saharia, William Chan, Saurabh Saxena, Lala Li, Jay Whang, Emily L Denton, Kamyar Ghasemipour, Raphael Gontijo Lopes, Burcu Karagol Ayan, Tim Salimans, et al. Photorealistic text-to-image diffusion models with deep language understanding. *Advances in neural information processing systems*, 35:36479–36494, 2022. 3
- [42] Shunsuke Saito, Gabriel Schwartz, Tomas Simon, Junxuan Li, and Giljoo Nam. Relightable gaussian codec avatars. In *Proceedings of the IEEE/CVF Conference on Computer Vision and Pattern Recognition*, pages 130–141, 2024. 1, 3
- [43] Ashwath Shetty, Marc Habermann, Guoxing Sun, Diogo Luvizon, Vladislav Golyanik, and Christian Theobalt. Holoported characters: Real-time free-viewpoint rendering of humans from sparse rgb cameras. In *Proceedings of the IEEE/CVF Conference on Computer Vision and Pattern Recognition*, pages 1206–1215, 2024. 5, 6, 7, 14, 15, 17
- [44] Robert W Sumner, Johannes Schmid, and Mark Pauly. Embedded deformation for shape manipulation. In *ACM signature 2007 papers*, pages 80–es. 2007. 4
- [45] TheCapture. Capture motion capture redefined: Go markerless., 2020. 2, 12
- [46] A Vaswani. Attention is all you need. *Advances in Neural Information Processing Systems*, 2017. 12
- [47] Shaofei Wang, Bozidar Antic, Andreas Geiger, and Siyu Tang. Intrinsicavatar: Physically based inverse rendering of dynamic humans from monocular videos via explicit ray tracing. In *Proceedings of the IEEE/CVF Conference on Computer Vision and Pattern Recognition*, pages 1877–1888, 2024. 1, 2, 6, 7, 17
- [48] Shaofei Wang, Tomas Simon, Igor Santesteban, Timur Bagautdinov, Junxuan Li, Vasu Agrawal, Fabian Prada, Shouo-I Yu, Pace Nalbony, Matt Gramlich, et al. Relightable full-body gaussian codec avatars. In *Proceedings of the*



*Special Interest Group on Computer Graphics and Interactive Techniques Conference Conference Papers*, pages 1–12, 2025. [2](#), [6](#)

- [49] Yiming Wang, Qin Han, Marc Habermann, Kostas Daniilidis, Christian Theobalt, and Lingjie Liu. Neus2: Fast learning of neural implicit surfaces for multi-view reconstruction. In *Proceedings of the IEEE/CVF International Conference on Computer Vision*, pages 3295–3306, 2023. [12](#), [13](#)
- [50] Zhou Wang. Image quality assessment: from error visibility to structural similarity. *IEEE transactions on image processing*, 13(4):600–612, 2004. [6](#)
- [51] Junjin Xiao, Qing Zhang, Zhan Xu, and Wei-Shi Zheng. Neca: Neural customizable human avatar. In *Proceedings of the IEEE/CVF Conference on Computer Vision and Pattern Recognition*, pages 20091–20101, 2024. [2](#)
- [52] Rengan Xie, Kai Huang, In-Young Cho, Sen Yang, Wei Chen, Hujun Bao, Wenting Zheng, Rong Li, and Yuchi Huo. Ren human: Learning relightable neural implicit surfaces for animatable human rendering. *ACM Transactions on Graphics*, 43(5):1–22, 2024. [1](#), [2](#)
- [53] Zhen Xu, Sida Peng, Chen Geng, Linzhan Mou, Zihan Yan, Jiaming Sun, Hujun Bao, and Xiaowei Zhou. Relightable and animatable neural avatar from sparse-view video. In *CVPR*, 2024. [1](#), [2](#)
- [54] Jae Shin Yoon, Zhixin Shu, Mengwei Ren, Cecilia Zhang, Yannick Hold-Geoffroy, Krishna kumar Singh, and He Zhang. Generative portrait shadow removal. *ACM Transactions on Graphics (TOG)*, 43(6):1–13, 2024. [3](#)
- [55] Guozhen Zhang, Chuxnu Liu, Yutao Cui, Xiaotong Zhao, Kai Ma, and Limin Wang. Vfimamba: Video frame interpolation with state space models. *Advances in Neural Information Processing Systems*, 37:107225–107248, 2024. [16](#)
- [56] Lvmin Zhang, Anyi Rao, and Maneesh Agrawala. Scaling in-the-wild training for diffusion-based illumination harmonization and editing by imposing consistent light transport. In *The Thirteenth International Conference on Learning Representations*, 2025. [3](#)
- [57] Richard Zhang, Phillip Isola, Alexei A Efros, Eli Shechtman, and Oliver Wang. The unreasonable effectiveness of deep features as a perceptual metric. In *CVPR*, 2018. [6](#)
- [58] Yiqun Zhao, Chenming Wu, Binbin Huang, Yihao Zhi, Chen Zhao, Jingdong Wang, and Shenghua Gao. Surfel-based gaussian inverse rendering for fast and relightable dynamic human reconstruction from monocular videos. *IEEE Transactions on Pattern Analysis and Machine Intelligence*, 2025. [1](#), [2](#)
- [59] Qian-Yi Zhou, Jaesik Park, and Vladlen Koltun. Open3d: A modern library for 3d data processing. *arXiv preprint arXiv:1801.09847*, 2018. [12](#)
- [60] Matthias Zwicker, Hanspeter Pfister, Jeroen Van Baar, and Markus Gross. Ewa splatting. *IEEE Transactions on Visualization and Computer Graphics*, 8(3):223–238, 2002. [12](#)

## A. Overview

In this supplemental document, we provide further details about the pre-scanned character model (Sec. B). Then, we explain in detail how the diffuse features can be computed (Sec. C). Next, our cross-attention mechanism formulation (Sec. D), Gaussian Projection (Sec. E), and network architectures (Sec. F) are explained in more depth. After that, implementation details, training procedures, and losses are discussed (Sec. G). Finally, data capture and hardware setups are explained (Sec. H) as well as baselines (Sec. I), details about our dynamic OLAT experiment (Sec. J), and additional qualitative results are provided (Sec. K).

## B. Details about Character Animation Model

For each subject defined in Sec. 4.1 in the main paper, we estimate the skeletal motion using dense camera views with Captury [45]. In addition, we use a body scanner to obtain a template mesh per subject with 4890 vertices and 9700 faces, which is later simplified as an embedded graph with 489 nodes. Paired with the template mesh, a person-specific skeleton is produced with 173 joints, driven by the motion parameters  $\theta$  with 107 degrees of freedom. We generate the skinning weight  $W \in \mathbb{R}^{4890 \times 68}$  from Blender [5] autorig based on a subset of body and hand joints.

We train the Character Animation Networks  $\mathcal{G}_{eg}$  and  $\mathcal{G}_{delta}$  with multi-view images and NeuS2 [49] supervisions in the tracking frames. They produce 3D geometry interpolation in relit frames for training the neural relightable model, as well as the extrapolated geometry for novel motions during inference. Moreover, we annotate 20 part segmentation labels on the mesh vertices using [24] and assign rigidity weights, which facilitates the Laplacian and ARAP loss in training the *Character Animation Network*.

## C. Diffuse Shading

The diffuse shading feature  $d$  is computed via a CPU-based one-bounce ray tracer from Open3D [59]. We first map the light sources from the environment map to the light emitters in the lightstage with pre-calibrated 3D positions of LEDs. Then, we use this position to calculate the direction of incoming light for diffuse shading and occlusions. Jointly with the 3D position map  $p$ , the shading features encode signals about the light-to-body distance, which particularly helps to recreate near-field lighting effects.

We show the disentangled control this shading allows in the final rendering in Fig. 8. Here, we use the diffuse shading from an OLAT light condition to replace the one in a uniformly lit rendering, and notice the shadowing effects in the final rendering exactly mirror those from the diffuse shading.

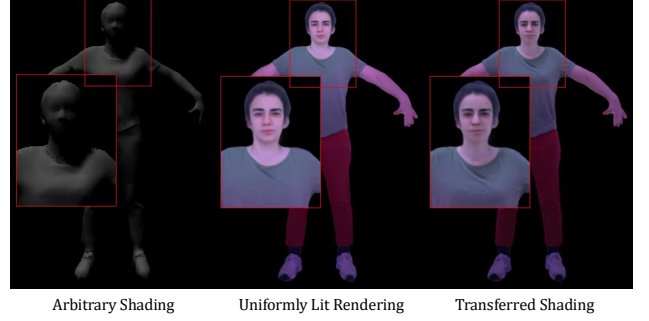


Figure 8. Our model enables the transfer of arbitrary shading to the rendered output. **Left.** diffuse shading computed under an arbitrary light source. **Middle.** uniformly lit rendering predicted by our model. **Right.** rendering obtained by providing the computed shading instead of the uniform diffuse shading. We note the correct transfer of shadows from our shading feature to the model rendering, showcasing the disentangled control our model provides.

## D. Cross-attention Mechanism

The cross-attention layer processes the feature descriptor  $h_i$  corresponding to texel  $i$  in the higher-layer feature map of *RelightNet* with the RGB intensity value  $e_j$  of pixel  $j$  of the environment map  $E$ . Let  $q$  denote the 2D coordinate of pixel  $j$ . The intensity value  $e_j$  is first concatenated with 64 dimensional positional encoding  $P(q)$  [46], then linearly mapped into  $K_e, V_e$ .

$$K_e = W_K[e_j, P(q)], \quad V_e = W_V[e_j, P(q)] \quad (10)$$

Similarly, the feature descriptor  $h_i$  is linearly transformed into query vector  $Q_f$ :

$$Q_f = W_Q h \quad (11)$$

where  $W_{\{Q,K,V\}}$  are the learnable weights. The integration of positional encoding with environment lights ensures that the spatial relationships within the environment map are preserved during the attention process.

## E. Gaussian Projection and Rendering

Each 3D Gaussian, predicted by our RelightNet, is defined by its center  $p_i$ , scaling  $s_i$ , rotation  $r_i$ , opacity  $o_i$ , and color  $c_i$ . Following EWA splatting [60], we project each Gaussian into the image plane, obtaining a 2D center  $\mu_i$  and covariance matrix  $\Sigma_i$  as

$$\Sigma_i = J_i W_i R_i \text{diag}(s_i) \text{diag}(s_i)^\top R_i^\top W_i^\top J_i^\top, \quad (12)$$

where  $J_i$  is the Jacobian of the viewing transformation,  $W_i$  the camera-to-world matrix, and  $R_i$  the rotation from quaternion  $r_i$ . Given the 2D Gaussian  $G(x; \mu_i, \Sigma_i)$ , the color of pixel  $p$  is computed as a weighted alpha-

composited sum:

$$\mathbf{C}_p = \sum_{j \in \mathcal{N}} \mathbf{c}_j \alpha_j \prod_{k=1}^{j-1} (1 - \alpha_k), \quad (13)$$

where  $\alpha_j$  denotes the transparency of the  $j$ -th Gaussian, modulated by its contribution  $G(\mathbf{x}_p; \boldsymbol{\mu}_j, \boldsymbol{\Sigma}_j)$ . This formulation ensures smooth, view-consistent appearance reconstruction across multiple viewpoints.

## F. RelightNet

RelightNet consists of interleaved convolutional, self-attention, and cross-attention layers for its encoder and decoder. Due to the high computational cost of self-attention and cross-attention at high resolution ( $\geq 64 \times 64$ ), we only use convolutional layers at these resolutions. For the higher layers of the *RelightNet* with low-resolution feature maps, we follow every convolutional layer with a self-attention layer and a cross-attention layer between the UV space features and the environment map. Here, self-attention is computed between flattened elements of the feature map. The number of heads in self-attention and cross-attention is set as 4. Table 3 illustrates the concrete architecture of *RelightNet*.

Table 3. **Illustration of the *RelightNet* architecture.** In the operation column, "C" denotes a convolution layer, "SA" denotes a self-attention layer, "CA" denotes a cross-attention layer, "DS" and "US" denote down-sampling and up-sampling layers with scale factors equal to 2.

Input	Number of Feature Channels	Operation
Block 1	24	N/A
Block 2	(32,32,32)	(C, C, DS)
Block 3	(48,48)	(C, DS)
Block 4	(64,64)	(C, DS)
Block 5	(64,64,64,64)	(C, SA, CA, DS)
Block 6	(128,128,128,128)	(C, SA, CA, DS)
Block 7	(256,256,256,256)	(C, SA, CA, DS)
Block 8	(256,256,256)	(C, SA, CA)
Block 9	(256,256,256)	(C, SA, CA, C)
Block 10	(256,256,256)	(C, SA, CA)
Block 11	(256,256,256)	(C, SA, CA, US)
Block 12	(256,256,256)	(C, SA, CA)
Block 13	(256,256,256, 256)	(C, SA, CA, US)
Block 14	(128,128,128)	(C, SA, CA)
Block 15	(128,128,128,128)	(C, SA, CA, US)
Block 16	(64,64,64)	(C, SA, CA)
Block 17	(64,64)	(US, C)
Block 18	(48,48)	(US, C)
Block 19	(32,32,14)	(US, C, C)
Output	14	N/A




Figure 9. **Effect of the number of input views for our model.** As the number of input views decrease, we note the model begins to hallucinate details.




Figure 10. **Effect of the number of lighting conditions our model is exposed to at training time.** As the number of conditions decreases, the model overfits and performance drops, highlighting the importance of diverse lighting for end-to-end relighting.

## G. Training Details

**Character Animation Networks**  $\mathcal{G}$  consists of two graph neural networks  $\mathcal{G}_{\text{eg}}, \mathcal{G}_{\text{delta}}$  trained separately in uniformly lit frames. In particular,  $\mathcal{G}_{\text{eg}}$  is supervised with silhouette loss over multiview segmented images, and chamfer loss over NeuS2 [49] reconstructed point clouds. Since embedded graph deformation has a lower degree of freedom, we introduce an as-rigid-as-possible loss as a regularization.

$$L_{\text{EG}} = L_{\text{Sil}} + L_{\text{Chamfer}} + L_{\text{ARAP}} \quad (14)$$

The per-vertex offset is driven by additional photometric losses, with stronger regularization losses including Laplacian loss and Isometry loss.

$$L_{\text{Delta}} = L_{\text{Sil}} + L_{\text{Photo}} + L_{\text{Chamfer}} + L_{\text{Lap}} + L_{\text{Iso}} \quad (15)$$






Figure 11. **OOD comparison.** Here, we compare our method on out-of-distribution lighting conditions, i.e. OLAT environment maps. Notably the model never saw OLAT environment maps during training. Nonetheless, it can generate plausible results while competing methods either produce blurry renderings or completely fail. Moreover, we illustrate that our method can reproduce near field lighting effects by translating the human by 35cm, i.e. modifying the positional map and diffuse shading, and we can observe a plausible change in illumination.

*AlbedoNet*  $\mathcal{H}$  is trained with dense-view image capture in uniformly lit frames using photometric losses. Consequently, similar to the high-frequency normal estimation  $\hat{n}$ , the albedo feature  $\hat{\rho}$  incurs a one-frame delay when incorporated into the training process of our neural relightable model for subsequent relit frames. *AlbedoNet* is supervised with  $L_1$  loss over multiview image captures in the uniformly lit frames. Unlike Holoported Character [43], we leverage a one-stage UNet architecture without additional super-resolution. The multiview images are resized into  $540 \times 1024$  as it is sufficient to represent high-quality albedo features in a  $512 \times 512$  texture map.

*RelightNet*  $\mathcal{F}$  is supervised with multi-view images. Unlike the Character Animation Networks  $\mathcal{G}$  and *AlbedoNet*  $\mathcal{H}$  that are trained with uniformly lit frames, *RelightNet* is trained with the interleaved relit frames using photometric losses and regularization terms reweighted by  $\lambda$ :  $L_{\text{train}} = \lambda_1 L_1 + \lambda_2 L_{\text{reg}} + \lambda_3 L_{\text{vgg}}$ . Here,  $L_1$  is the mean of the pixel-wise  $L_1$  distance between the rasterized image  $I_{\text{pred}}$  and the ground-truth image  $I_{\text{gt}}$ .  $L_{\text{vgg}}$  is the VGG perceptual loss [18]. The regularization term  $L_{\text{reg}}$  penalizes the deviations of scaling offsets  $s_i$  from 1 and position offsets  $\delta \mathbf{p}_i$  from 0. However, the training of *RelightNet* can diverge in the early stage due to the undesired prediction of opacity and scaling parameters. To stabilize training, we further introduce a warm-up phase where we regularize the initial Gaussian prediction with Eq. 16.

$$L_{\text{Warmup}} = \frac{1}{N_G} \sum_{i=1}^{N_G} (\lambda_s \|s_i - 1\|_2^2 + \lambda_t \|\delta \mathbf{p}_i\|_2^2 + \lambda_o \|o_i - o_0\|_2^2 + \lambda_c \|c_i - c_i^{\text{tem}}\|_2^2), \quad (16)$$

where  $c_i^{\text{tem}}$  is the color of the texture map of the template mesh captured in a fully lit environment, and  $o_0 = 0.95$  is the default opacity. In this stage, the input environment map  $E$  is set as a uniformly lit environment map. This loss is linearly switched to  $L_{\text{train}}$  between 25,000 and 26,000 iterations.

We train *RelightNet* for 360,000 iterations on four H100s with a batch size of 4 and accumulate gradients every second iteration. We use the ADAM optimizer with a learning rate set to a constant  $1e-4$ . For hyperparameters, we use  $\lambda_1 = 2.7$ ,  $\lambda_2 = 1.2$ ,  $\lambda_3 = 75$ ,  $\lambda_{\text{scale}} = 1$ ,  $\lambda_{\text{pos}} = 1$ ,  $\lambda_s = 1$ ,  $\lambda_t = 0.1$ ,  $\lambda_o = 1$ ,  $\lambda_c = 1$ .

## H. Additional Data Capture Details

The lightstage we use is equipped with 331 calibrated LED panels and 40 cameras, operating at 60 *fps* with 4K resolution. In total, we capture five sequences, each featuring a different identity and unique clothing. Each subject was captured twice: once for training and once for testing, ensuring that the test set contains novel poses. We sampled 1,015 environment maps from the Laval Indoor HDR dataset [8] for the training set, and held 8 environment maps out for the test set. These environment maps were downsampled to a resolution of  $256 \times 512$ , with each pixel mapped to the nearest LED panel in 3D space. The intensities of pixels mapped to the same LED panel were averaged, and the resulting environment map was linearly normalized to match the maximum intensity that the LED panels could simulate. These processed environment maps are considered the ground-truth environment maps for all experiments.

## I. Baseline Implementation Details

**Relighting4D.** Relighting4D [3] is originally designed for *replay* of human performance captured from a single-view camera, which optimizes a time-dependent latent vector that spans the training sequence. We extend Relighting4D as an animatable and relightable approach trained with multiview supervision. To enable the generalization ability to novel motion sequences, in each test frame, we provide the closest latent vector from the training sequence. In addition, we replace the original used SMPL [25] geometry with our high-quality mesh-based character model for a fair comparison. The Relighting4D is trained with uniformly lit frames, which contain a static illumination with a wide variety of




Figure 12. **Effect of using diverse illumination and ground truth environments for training.** On the left, we show test results of R4D [3] trained under uniform illumination only. Next, we show the same baseline trained with diverse illumination conditions using the ground truth environment maps (R4D + GT Env). We note significant generalization improvement for R4D with this training strategy.

motions. At test time, we scale our normalized environment maps using an optimized radiance scaling factor.

**Relighting4D + GT Env Map.** For this variant of Relighting4D, we use uniformly lit frames to train the geometry features of Relighting4D following the same training scheme as before. For the material features estimation, we utilize the supervision of the relit frames. Instead of jointly optimizing the full environment map with material parameters, this baseline takes the ground truth environment map as input, while optimizing one scaling factor for each scene, which rescales the normalized environment map to be compatible with the underlying BRDF model.

**IA + GT Env Map.** We train Intrinsic Avatar in a similar way to R4D + GT Env. Note that, unlike Relighting4D, it is non-trivial for us to upgrade the underlying mesh with our tracking result in IA, as IA is designed with strong entanglement with SMPL articulation. Therefore, we rely on the original method’s SMPL tracking. We also note that due to a bug in the code, the pose correction module was not working and had to be disabled during training.

**MA + GT Env Map.** We train Mesh Avatar similarly to IA + GT Env. For this baseline, we train directly with the relit frames, since it performs geometry optimization along with material parameter optimization.

**Holoported Characters.** Holoported Characters [43] produces human rendering under similar lighting conditions at training and test times. It is trained using the multiview images from uniformly lit frames for supervision. In the test time, we leverage geometry features and mesh from the relit frame and the partial texture of the prior uniformly lit frame, strictly following our testing setup.

**Holoported Character + Neural Gaffer.** Neural

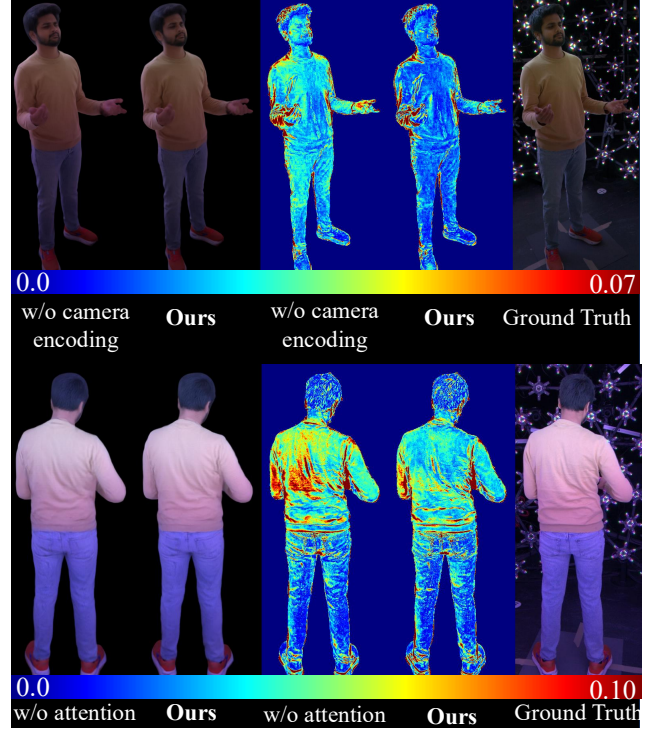


Figure 13. **Additional qualitative ablations.** Following Fig. 6 in the main paper, we demonstrate additional visual ablation results. By removing the camera encoding, our model is no longer able to learn view-dependent effects. Without the attention mechanism, the model is unable to learn the correct correlation with the environment.

Gaffer [17] is a generative image-to-image relighting method. It is a pretrained model that takes an input image and an environment map to provide a relit image. We fine-tune Neural Gaffer for each identity separately and use it to translate the novel view rendering of Holoported Characters to obtain a relit output. Since the environment map in Neural Gaffer is considered object-centric, for each test camera, we transform the global space environment into camera space accordingly.

## J. Details about Dynamic OLAT Experiment

Since OLAT images are darker than environment-lit images, we add structured supervision to stabilize training, using coarse UV-space Microfacet rendering. We first optimize albedo and roughness maps on the DDC-tracked mesh using the Microfacet BRDF formulation of [3], supervised with ground-truth relit data. We compute per-textel normals, per-light visibility, and optimize a scaling parameter for the environment map. The resulting maps are used to render a coarse UV-space image, which serves as the input to the network in place of the diffuse shading feature. Instead of directly predicting relit colors, the network learns to predict additive color deltas over the coarse rendering. Evaluation

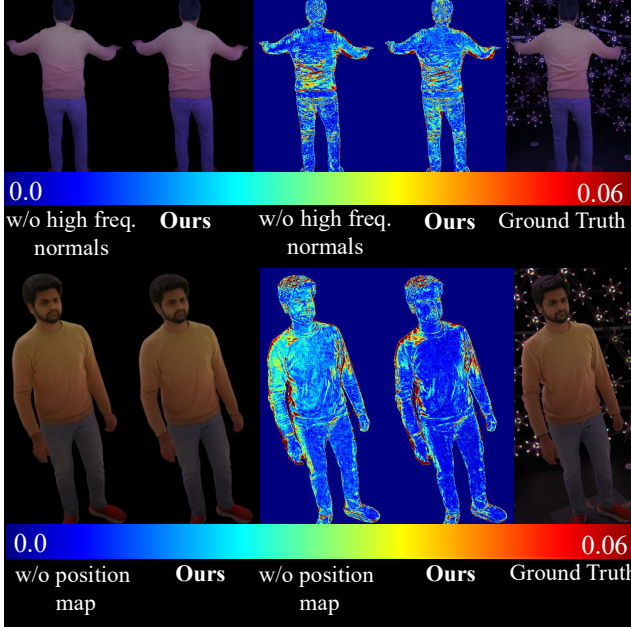


Figure 14. **Additional qualitative ablations.** Following Fig. 6 in the main paper, we demonstrate additional visual ablation results. Without the high-frequency normals, our method is unable to model wrinkle details correctly. Excluding the position map leads to incorrect relighting, especially when the subject approaches a light source.

follows our standard protocol with three novel views, novel poses, and eight held-out OLAT lighting conditions. At test time, we render the full OLAT basis and linearly combine them to reconstruct target environment maps.

Since the OLAT frames were extremely dark, we had to use a frame interpolation network [55] to generate intermediate uniformly lit frames on which we compute the foreground masks. Also, compared to 360,000 iterations of our model, this model took 1,200,000 iterations to converge.

## K. Additional Qualitative Results

We conduct extensive experiments with qualitative results to demonstrate the superiority and robustness of our approach.

**Relighting4D Training Strategy.** In Fig. 12, we show the effect of training the Relighting4D [3] baseline with uniformly lit frames vs re-lit frames with ground truth environment maps. We observe more generalisable optimisation of material parameters by training with the re-lit frames and ground truth environment maps input.

**Impact of Lighting Diversity.** We analyze the impact of our data capture strategy for dynamic human avatar relighting. To assess lighting diversity, we progressively reduce the number of environment maps a subject is exposed to (Tab. 4, Fig. 10). Relighting quality clearly degrades with fewer lighting conditions, showing that diverse illumination

Table 4. **Impact of Lighting Diversity.** We ablate different choices of our data capture strategy.

Number of lighting conditions	PSNR $\uparrow$	LPIPS $\downarrow$	SSIM $\uparrow$
100	28.79	9.12	88.70
250	29.91	7.71	88.95
500	30.91	<b>6.97</b>	89.54
<b>1015 (Ours)</b>	<b>31.38</b>	<u>7.01</u>	<b>90.00</b>

is crucial for learning accurate relighting.

**Number of Views.** In Fig. 9, we show the effect of the number of views our model uses on the final rendering quality. As decreasing the number of views leads to more information being occluded, we observe lower reconstruction fidelity of high-frequency details as well as more hallucination.

### Generalization to OLAT and Near Field Relighting.

We test the robustness of our method in challenging lighting conditions, *i.e.* OLAT and near-field lighting, which is out of the distribution of our training environments (see Fig. 11). Without explicit modeling of light linearity, our learning-based *RelightNet* can still generate plausible shading for these illuminations. In contrast, NG fails to disentangle identity and shading in the OLAT setting, R4D + GT Env. based on empirical BRDF models can produce reasonable but imprecise OLAT effects. IA/MA + GT Env. lead to artifacts similar to R4D + GT Env. This demonstrates that our models learn the correct light-material disentanglement, even without being trained on OLAT data.

**Ablations.** In Fig. 13 and Fig. 14, we provide extra ablation results following Fig. 6 of the main paper to validate other design choices. We are able to see the visual impact of our design decisions, demonstrating that each component plays an important role in learning the correct light transport.

**Miscellaneous Results.** In Fig. 15, we show additional qualitative comparisons, where our method constantly achieves superior results with sharper clothing and facial details, with more accurate color shading. In Fig. 16, we test the robustness of our relightable avatar against novel illuminations in addition to OLAT/near-field lightings, including outdoor environments downloaded from Poly Haven<sup>1</sup>. Our proposed method renders consistent and sharp visual details with realistic shadings corresponding to input environment maps.

<sup>1</sup><https://polyhaven.com/>






Figure 15. **Additional Qualitative Comparisons.** We show additional visual comparison between our proposed baseline methods, *i.e.* R4D [3], IA [47] and, MA [2] and, HPC [43] with/without NG [17] postprocessing on three other subjects. This figure showcases the significant improvement of our method in rendering and relighting quality among all subjects, which better supports our conclusion drawn in Fig. 5 of the main paper.



Figure 16. **Qualitative Results in novel illumination.** We present additional qualitative results under versatile unseen environments, including two outdoor environments downloaded online. Our model can generate realistic shading, including self-shadows, while preserving visual details under novel illuminations with different brightness, color tone, etc.