

Approximating Directed Connectivity in Almost-Linear Time

Kent Quanrud

December 2, 2025

Abstract

We present randomized algorithms that compute $(1 + \epsilon)$ -approximate minimum global edge and vertex cuts in weighted directed graphs in $O(\log^4(n)/\epsilon)$ and $O(\log^5(n)/\epsilon)$ single-commodity flows, respectively. With the almost-linear time flow algorithm of [CKL+22], this gives almost linear time approximation schemes for edge and vertex connectivity. By setting ϵ appropriately, this also gives faster exact algorithms for small vertex connectivity.

At the heart of these algorithms is a divide-and-conquer technique called “shrink-wrapping” for a certain well-conditioned rooted Steiner connectivity problem. Loosely speaking, for a root r and a set of terminals, shrink-wrapping uses flow to certify the connectivity from a root r to some of the terminals, and for the remaining uncertified terminals, generates an r -cut where the sink component both (a) contains the sink component of the minimum (r, t) -cut for each uncertified terminal t and (b) has size proportional to the number of uncertified terminals. This yields a divide-and-conquer scheme over the terminals where we can divide the set of terminals and compute their respective minimum r -cuts in smaller, contracted subgraphs.

1 Introduction

Edge and vertex connectivity are two of the more basic problems in graph algorithms. For a directed graph $G = (V, E)$, the *edge connectivity* of G is the minimum weight of any subset of edges $F \subseteq E$ for which $G - F$ is not strongly connected. The minimizing set of edges F is called the *minimum (global) edge cut*. The *vertex connectivity* is the minimum weight of any subset of vertices $U \subseteq V$ for which $G - U$ is not strongly connected, and the minimizing set of vertices U is called the *minimum (global) vertex cut*. Either problem can be solved in polynomially many single-commodity flows. Here we are interested in faster algorithms.

Let $m = |E|$ denote the number of edges and $n = |V|$ the number of vertices in G . For edge connectivity, the fastest algorithms for (weighted) directed minimum cut run in strongly polynomial $O(mn \log(n^2/m))$ time [HO94] and in weakly polynomial $\min\{m^{1+o(1)}\sqrt{n}, m^{2/3+o(1)}n\}$ randomized time [CLN+21]. There is also an $O(m\lambda \log(n^2/m))$ -time algorithm for uncapacitated graphs with edge connectivity λ [Gab95], and an $\tilde{O}(n^2)$ randomized time algorithm for simple graphs (with no parallel edges) [CQ21]. ($\tilde{O}(\dots)$ hides logarithmic factors.) All these algorithms directly solve the closely related *rooted connectivity* problem. For a fixed root $r \in V$, the rooted edge connectivity is the minimum weight of any cut $F \subseteq E$ such that r cannot reach all of V in $G - F$; the minimizing cut is called the minimum r -cut. Edge connectivity can be solved by rooted edge connectivity by taking any vertex as the root and considering both G and the graph reversing all the edges in G .

Directed edge connectivity algorithms might take inspiration from the remarkable success of undirected edge connectivity. For undirected minimum cut, there has been a randomized, $\tilde{O}(m/\epsilon^2)$ -time $(1 + \epsilon)$ -approximation algorithm since 1993 [Kar93], and a nearly linear time exact algorithm

krq@purdue.edu. Purdue University, West Lafayette, Indiana. Supported in part by NSF grant CCF-2129816.

since 1996 [Kar00]. A recent line of work has also derandomized these bounds [KT19; LP20; Li21; HLRW24]. These achievements beg to ask if there are nearly linear time algorithm for directed graphs.

For weighted directed vertex connectivity, until very recently, the state of the art was $\tilde{O}(mn)$ randomized time [GHR00]. In unweighted directed graphs the minimum vertex cut can be computed in $O(\lambda^{5/2}m + mn)$, $O(\lambda mn^{3/4} + mn)$, $\tilde{O}(\lambda^2 m)$, $\tilde{O}(n\lambda^3 + \lambda^{3/2}\sqrt{mn})$, $\tilde{O}(\lambda n^2)$, $mn^{1-1/12+o(1)}$, or $n^{2+o(1)}$ time, where λ is the vertex connectivity [Gab06; NSY19; FNS+20; CQ21; LNP+25]. A $(1 + \epsilon)$ -minimum vertex cut can be computed in $\tilde{O}(n^2/\epsilon)$ time in simple graphs and $\tilde{O}(n^2/\epsilon^2)$ in weighted graphs [CQ21; CLN+21]. Similar to edge connectivity, undirected graphs have faster algorithms for vertex connectivity. There is an almost-linear time algorithm in unweighted undirected graphs [LNP+25], and recently, [CT25] gave $mn^{0.99+o(1)}$ and $m^{1.5+o(1)}$ time algorithms in weighted undirected graphs. Very recently, [JMY25] gave a reduction from directed vertex connectivity to undirected vertex connectivity on a dense graph with $O(n)$ vertices and $O(n^2)$ edges. Thus [CT25] translates to a $O(n^{2.99+o(1)})$ -time algorithm for weighted directed graphs.

The discussion above highlights only recent and state-of-the-art bounds out of a much larger literature of connectivity algorithms. For a more comprehensive survey of previous work, see [Sch03, §15.2a and §15.3a].

Several of the algorithms (e.g., [LP20; CQ21; CLN+21; LNP+25; CT25]) mentioned above use (s, t) -maximum flow as a black box. Maximum flow has recently seen tremendous theoretical improvements, culminating in an almost-linear, $m^{1+o(1)}$ running time for polynomially bounded capacities [CKL+22; vCK+23].

Almost-linear time approximations. This work puts forth the first almost-linear time approximation algorithms for both edge and vertex connectivity. Here we are given an error parameter $\epsilon > 0$, and desire edge or vertex cuts with weight at most $(1 + \epsilon)$ -factor greater than the true minimum weight. We solve either connectivity problem with $O(\text{polylog}(n)/\epsilon)$ single commodity flows; the almost-linear running time then follows from [CKL+22].

Formally, for directed edge connectivity, we prove the following.

Theorem 1.1. *A $(1 + \epsilon)$ -minimum rooted and global edge cut in a directed graph can be computed with high probability in randomized running time bounded by $O(\log^4(n)/\epsilon)$ instances of single-commodity flow over graphs of $O(m)$ edges and polynomially bounded capacities. By [CKL+22], this is at most $m^{1+o(1)}/\epsilon$ randomized time.*

For directed vertex connectivity, we prove the following.

Theorem 1.2. *A $(1 + \epsilon)$ -minimum global (respectively, rooted) vertex cut can be computed with high probability in running time bounded by $O(\log^5(n)/\epsilon)$ (respectively, $O(\log^4(n)/\epsilon)$) instances of single-commodity flow over graphs of $O(m)$ edges and polynomially bounded capacities. By [CKL+22], this is at most $m^{1+o(1)}/\epsilon$ randomized time.*

These fast approximation algorithms are attractive in situations where the graph is so large that one is willing to exchange polynomial factors in the input size for a controlled amount of error. Based on the history of developments for undirected minimum cut [Kar93; Kar00], we also hope they are a stepping stone towards nearly linear time exact algorithms for directed minimum cut.

Exact algorithms for small connectivities. As mentioned above, there is interest in faster exact algorithms in integer-capacitated graphs with small connectivity. (These are the algorithms with running times parameterized by the connectivity λ .) By taking ϵ inversely proportional to

the value of the minimum vertex cut, the $(1 + \epsilon)$ -approximate vertex cut algorithm of Theorem 1.2 becomes a state-of-the-art exact algorithm for the small vertex connectivity setting. Additional minor adjustments improve the logarithmic factors to the following.

Theorem 1.3. *In integer capacitated graphs, the minimum global (respectively, rooted) vertex cut can be computed with high probability in running time bounded by $O(\lambda \log \lambda \log^4 n)$ (respectively, $O(\lambda \log \lambda \log^3 n)$) instances of single-commodity flow over graphs of $O(m)$ edges and polynomially bounded capacities, where λ is the global (respectively, rooted) vertex connectivity. By [CKL+22], this is at most $\lambda m^{1+o(1)}$ randomized time.*

For edge connectivity, the same idea gives an exact algorithm for integer capacitated graphs that is within a subpolynomial factor of the $O(\lambda m \log(n^2/m))$ running time of [Gab95]. It is structurally interesting to learn that an exact minimum directed cut can be computed with high probability in $O(\lambda \text{polylog}(n))$ flows over the input graph.

2 High-level overview and techniques

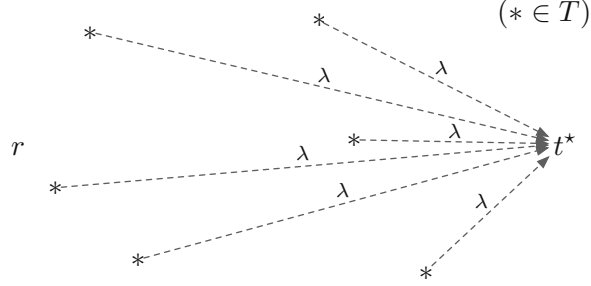
Consider the rooted edge connectivity problem, where we have a fixed root r and want to find the minimum r -cut. Obviously, the minimum r -cut can be computed in $(n - 1)$ (single-commodity) max-flow min-cut computations, taking the minimum (r, t) -cut for every choice of $t \in V - r$. Now suppose the sink-side of the minimum r -cut has k vertices. Then one can compute the minimum (r, t) -cut for just $\tilde{O}(n/k)$ uniformly sampled sink vertices t and obtain the minimum r -cut with high probability. This works well when k is large and can be balanced against other strategies when k is small. For example, when edge weights are integral and the cut value λ is small, local flow algorithms give $\text{poly}(k, \lambda)$ subroutines that can be applied to each sampled sink t [NSY19; FNS+20]. Alternatively, in simple graphs, [CQ21] observed that vertices with in-degree at least $2k$ can be contracted into the root while preserving the minimum r -cut, leaving a sparse graph with $O(nk)$ edges. Balancing the size of the sink component against the sparsity of the contracted graph leads to a nearly n^2 running time in simple graphs.

A third approach for undirected minimum cut is based on the symmetric submodularity of undirected cuts. Suppose G is undirected and the smaller side of the minimum cut has k vertices. Let $T \subseteq V$ sample n/k vertices uniformly at random; with constant probability, T has exactly one vertex on the smaller side of the minimum cut. In particular, the minimum cut is now an *isolating cut* for T , in that it isolates some $t \in T$ from $T - t$. The minimum isolating cut for T can be solved in $O(\log n)$ single-commodity flows and cuts and the key observation is that for any partition (A, B) of T , the minimum (A, B) -cut does not cross any minimum isolating cut [LP20].

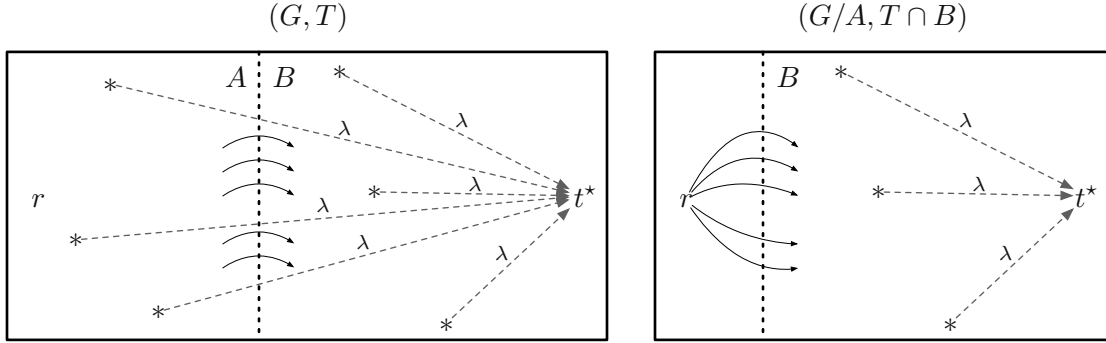
For rooted connectivity, the isolating-cut approach is very attractive as it only requires $O(\log n)$ maximum flows, independently of the size of the sink component. It is also easy to sample a set of vertices T with exactly one vertex from the sink component of the minimum r -cut. But symmetry plays a critical role in the isolating cuts argument: the (A, B) -cuts partition the graph while preserving the isolating cuts on *both* sides, leading to a divide-and-conquer dynamic that ultimately partitions the graph, with each part containing a distinct isolating cut. In directed graphs, the minimum (A, B) -cut has no relation to the minimum (B, A) -cut, and it is hard to see how to use this technique to decompose the graph like so.

All that said, fix a cut value $\lambda > 0$ and a set of terminals $T \subseteq V - r$. Suppose we want to find some terminal $t \in T$ with r -connectivity less than λ , or otherwise certify that all $t \in T$ have r -connectivity (at least) λ . To try to do this in a single flow computation, one can create a flow

network that tries to route λ units of flow from r to every $t \in T$. (Here one introduces a super-sink t^* and arcs (t, t^*) of capacity λ for all terminals $t \in T$.)



The maximum flow in this network may saturate (i.e., route λ units of flow to) some terminals $t \in T$, certifying the r -connectivity to be at least λ for each of these terminals. What about the remaining, unsaturated terminals? Letting $(A, B + t^*)$ denote the minimum cut in this flow network, these are the terminals in $T \cap B$. Lemma 3.1 below proves the following uncrossing claim: for each unsaturated terminal $t \in T \cap B$, there is a minimum (r, t) -cut where the sink component is contained in B . The proof ultimately comes down to submodularity of cuts although the application is indirect. Lemma 3.1 implies that one can take the graph contracting A into the root, G/A , and continue trying to certify the r -connectivity of the remaining terminals $T \cap B$ in G/A .



Suppose we attempted the same kind of flow problem with G/A and $T \cap B$, trying to route λ units of flow from r to each $t \in T \cap B$. Then, of course, one gets the same cut as before, induced by B . One way to make progress is to halve $T \cap B$ into two terminal sets T_1 and T_2 , and consider the corresponding flow problems for each subset of terminals separately. These smaller flow problems generally produce different, refined cuts. We can continue to divide-and-conquer over the terminals in this fashion until in the base case we have one terminal t that can be addressed with an (r, t) -flow.

Alas, the running time of this divide-and-conquer algorithm is still $m^{1+o(1)}|T|$, no better than computing the minimum (r, t) -cut directly for every $t \in T$. The problem is that the contracted graphs G/A may not be significantly smaller than G . This deficiency motivates the second key idea of *preconditioning* the graph.

For each vertex $v \in V$, let $\deg^-(v)$ denote the unweighted in-degree of v . For a set of vertices $X \subseteq V$, we define the *in-volume* of X , denoted $\text{vol}^-(X)$, as the sum of unweighted in-degrees over all vertices in X , $\text{vol}^-(X) = \sum_{v \in X} \deg^-(v)$. Let μ be the in-volume of the minimum r -cut. For a parameter φ , we say that (G, r) is *rooted φ -conditioned* if every r -cut $\partial^-(X)$, where $X \subseteq V - r$, has capacity at least $\varphi \text{vol}^-(X)$. For $\varphi = \Omega(\epsilon\lambda/\mu)$, one can make (G, r) φ -conditioned by adding, for every vertex $v \in V - r$, an arc (r, v) of weight $\epsilon\lambda \deg^-(v)/\mu$, while increasing the size of the minimum r -cut by at most $\epsilon\lambda$.

(A similar preconditioning step, adding arcs from r to every other vertex, appears in [CLN+21]. The auxiliary arcs in [CLN+21] are uniformly weighted and are designed to facilitate a randomized edge sparsification argument.)

Now, suppose (G, r) is φ -conditioned for $\varphi = \Omega(\epsilon\lambda/\mu)$, and let T sample each non-root vertex v independently with probability $\deg^-(v)/\mu$. T has m/μ vertices in expectation, and at least one vertex from the sink component of the minimum r -cut with constant probability. Consider the same flow network as before, trying to route λ units of flow to every $t \in T$. As before, let (A, B) be the minimum cut, and consider the unsaturated terminals $T \cap B$ in the contracted graph G/A . The max-flow min-cut theorem implies that the size of the cut, $c(\partial^-(B))$, is at most the total sink-capacity of B , $\lambda|T \cap B|$. Since G is φ -conditioned, $c(\partial^-(B)) \geq \varphi \text{vol}^-(B)$. But $\text{vol}^-(B)$ is also the number of edges in G/A ! Putting everything together, the number of edges in G/A is at most $O(\mu|T \cap B|/\epsilon)$.

The key point is that the number of edges in the contracted graph, G/A , is proportional to the number of terminals $T \cap B$. Now when we halve the unsaturated terminals $T \cap B$ into T_1 and T_2 , we also halve the number of edges in the graph. This dynamic leads to a running time bounded by logarithmically many max-flows.

We call this the “shrink-wrap” algorithm. The auxiliary flow problem produces a cut (A, B) where B “wraps” the minimum (r, t) -cut for every unsaturated terminal t . Because G is preconditioned, contracting A “shrinks” the graph, keeping the input size proportional to the number of remaining terminals. Combined with standard techniques, like guessing μ up to a constant factor in parallel, and binary-searching for λ , we obtain an almost-linear time approximation algorithm for minimum rooted cut. Exactness was compromised in the preconditioning step when we added the auxiliary arcs. The whole algorithm is arguably simple, in hindsight.

The shrink-wrap algorithm for approximate edge connectivity is analyzed formally in Section 3. The basic ideas extend to rooted vertex connectivity, with mostly superficial differences. Compared to edge connectivity, more effort is required to reduce global vertex connectivity to rooted vertex connectivity. The vertex connectivity algorithms are described and analyzed in Section 4.

3 Edge connectivity

Let $G = (V, E)$ be a directed graph with edge capacities or weights $c : E \rightarrow \mathbb{R}$, let $r \in V$ be a fixed root vertex, and let $\epsilon \in (0, 1)$ be a fixed error parameter. Our direct aim in this section is to compute a $(1 + \epsilon)$ -minimum weight r -cut with high probability. A global $(1 + \epsilon)$ -minimum weight cut can then be computed as either the minimum r -cut in G or the minimum r -cut in the graph reversing all the edges in G .

This section is exclusively concerned with edge connectivity. Cuts will always mean edge cuts, connectivity will always mean edge connectivity, and so forth. For a set of vertices S , we let $\partial^-(S)$ denote the cut of arcs going into S . For a set of edges F , we abbreviate their total capacity by $c(F) = \sum_{e \in F} c(e)$. For example, $c(\partial^-(S))$ is the total capacity of the directed cut with sink component S .

The high-level approach reduces approximate rooted connectivity to logarithmically many “well-conditioned” “rooted Steiner connectivity” problems. The *rooted Steiner connectivity problem* takes as input a directed graph $G = (V, E)$, a root vertex $r \in V$, a set of terminals $T \subseteq V - r$, and a connectivity parameter λ . The problem is to decide, for all $t \in T$, if the (r, v) -connectivity is at least λ or not. The former can be certified by an (r, v) -flow (or pre-flow) where v receives λ units of flow; the latter can be certified by an (r, v) -cut of capacity less than λ .

3.1 Uncrossing rooted cuts

Consider an instance of rooted Steiner connectivity, consisting of a directed graph G , a set of k terminals $T \subseteq V - r$, and a connectivity parameter $\lambda > 0$. We define the (λ, T) -flow problem as the flow problem with source r and an extending G with an auxiliary sink vertex t^* , and arcs (r, t) with capacity λ for every terminal $t \in T$. Intuitively, the (λ, T) -flow problem tries to simultaneously route λ units of flow from r to every terminal $t \in T$. The maximum (r, t^*) -flow and minimum (r, t^*) -cut in this network have the following nice properties.

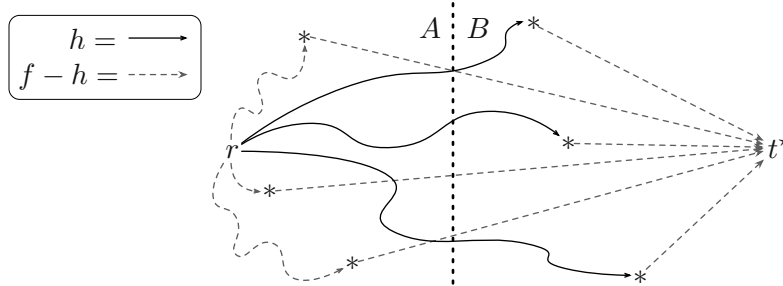
Lemma 3.1. *Let $(A, B + t^*)$ be the minimum (r, t^*) -cut in the (λ, T) -flow problem.*

- (a) *For all $t \in T \cap A$, the (r, t) -connectivity is at least λ .*
- (b) *For all $t \in T \cap B$, there is a minimum (r, t) -cut where the sink component is contained in B .*

Proof. Let f be a maximum (r, t^*) -flow. For $t \in T \cap A$, since (t, t^*) is saturated, f carries at least λ units of flow from r to t . This certifies that the (r, t) -connectivity is at least λ .

Before addressing property (b), we claim that (A, B) is a minimum $(r, T \cap B)$ -cut. To prove this, we will extract from f a maximum $(r, T \cap B)$ -flow with the same capacity as (A, B) .

Recall that a *preflow* is a relaxation of a flow where conservation of flow is relaxed to allow non-terminal vertices to have positive excess flow. If we restrict f to G , then we obtain a $(r, T \cap B)$ -preflow f_G where each previously saturated terminal $t \in T \cap A$ has a surplus of λ units of flow. Let h be the $(r, T \cap B)$ -flow on G obtained from this preflow f_G by pushing back λ units of flow from each $t \in T \cap A$ back into r .



Since f is a maximum (r, t^*) -flow and $(A, B + t^*)$ is a minimum (r, t^*) -cut, f saturates the (A, B) -cut and carries no flow along the reverse (B, A) -cut. Consequently, when we push back flow from some $t \in T \cap A$ back to r , none of the flow being removed goes through the (A, B) -cut. Thus h also saturates the (A, B) -cut. As a sub-flow of f , h also does not carry any flow along the reverse (B, A) -cut.

Thus h is an $(r, T \cap B)$ -flow of size equal to the capacity of the (A, B) -cut. By duality of flows and cuts, h and (A, B) mutually certify each other to be the maximum $(r, T \cap B)$ -flow and minimum $(r, T \cap B)$ -cut, respectively.

Returning to property (b), let $t \in T \cap B$. Let U be the sink-component of a minimum (r, t) -cut. By submodularity of cuts, we have

$$c(\partial^-(B)) + c(\partial^-(U)) \geq c(\partial^-(B \cup U)) + c(\partial^-(B \cap U)).$$

Since $(A \setminus U, B \cup U)$ is an $(r, T \cap B)$ -cut, and (A, B) is a minimum $(r, T \cap B)$ -cut,

$$c(\partial^-(B)) \leq c(\partial^-(B \cup U)).$$

Consequently

$$c(\partial^-(U)) \geq c(\partial^-(B \cap U)),$$

and $B \cap U$ is the desired subset of B inducing a minimum (r, t) -cut. \square

3.2 Rooted preconditioning

Given a minimum (r, t^*) -cut $(A, B + t^*)$ for a (λ, T) -flow problem, Lemma 3.1 allows us to contract A and recurse on G/A to resolve the rooted connectivities to the remaining terminals in $T \cap B$. However we do not necessarily make progress because we are not able to say anything about the size of A or B . In the extreme case, the cut is $(r, V - r + t^*)$, and the algorithm would get stuck.

This scenario motivates the second technique of preconditioning the graph. To this end, for a set of vertices U , we first define the *in-volume* of U , denoted $\text{vol}^-(U)$, as the sum of unweighted in-degrees over U . Observe that $\text{vol}^-(U)$ is a tight upper bound on the size of the subgraph obtained by contracting $V \setminus U$ into r and dropping all arcs going into r . Now, for a parameter $\varphi > 0$, we say that (G, r) is *rooted φ -conditioned* if $c(\partial^-(U)) \geq \varphi \text{vol}^-(U)$ for all $U \subseteq V - r$.

Given a directed graph G with root r , and parameter φ , we can extend G and make it rooted φ -conditioned by adding, for every non-root vertex $v \in V - r$, and arc (r, v) of capacity $\varphi \deg^-(v)$, where $\deg^-(v)$ is the unweighted in-degree of v .

The following lemma extends Lemma 3.1 when G is φ -conditioned to bound the size of G/A proportionally to the number of terminals in $T \cap B$.

Lemma 3.2. *Suppose G is φ -conditioned, and let $(A, B + t^*)$ be the minimum (r, t^*) -cut in a (λ, T) -flow problem. Then the contracted graph G/A is φ -conditioned and has at most $\lambda|T \cap B|/\varphi$ edges.*

Proof. G/A is rooted φ -conditioned because every rooted cut in G/A is the same rooted cut in G .

As the minimum (r, t^*) -cut, the capacity of the $(A, B + t^*)$ is at most the capacity of the (V, t^*) cut. The $(A, B + t^*)$ -cut has capacity $\lambda|A \cap T|$ plus the capacity of the (A, B) -cut, while the (V, t^*) -cut has capacity equal to $\lambda|T|$. Taking their difference, the capacity of the (A, B) -cut is at most $\lambda|T \cap B|$.

On the other hand, because G is φ -conditioned, the capacity of the (A, B) -cut is at least $\varphi \text{vol}^-(B)$. Together, we have

$$\varphi \text{vol}^-(B) \leq \lambda|T \cap B|.$$

To complete the proof, we recall that G/A has at most $\text{vol}^-(B)$ edges. \square

Lemma 3.3. *The rooted Steiner connectivity problem with k terminals and connectivity parameter λ on a rooted φ -conditioned graph can be solved in $O(\lambda k \log(k)/\varphi m)$ flows on graphs of size $O(m)$.*

Proof. We prove that for $k \leq \varphi m/\lambda$ terminals, the rooted Steiner connectivity problem takes $O(\log k)$ flows on graphs of size $O(m)$. The more general claim follows from breaking up any given set of terminals into groups of size $\lambda m/\varphi$.

Let T be a set of $k \leq \varphi m/\lambda$ terminals. We solve the rooted Steiner connectivity problem for T recursively.

In the base case, T consists of a single terminal t , and we compute the maximum (r, t) -flow and minimum (r, t) -cut. We either certify that (r, t) -connectivity is at least λ , or return the (sink component of the) minimum r -cut.

```

shrink-wrap( $G, r, T, \lambda$ )
/* For all  $t \in T$ , either certify that the  $(r, t)$ -connectivity is at least  $\lambda$ , or return an  $(r, t)$ -cut of
   capacity less than  $\lambda$ . */
1. If  $T = \{t\}$ :
   A. Compute the minimum  $(r, t)$ -cut and return accordingly.
2. Halve  $T$  into  $T_1$  and  $T_2$ .
3. For  $i = 1, 2$ :
   A.  $(A_i, B_i + t^*) \leftarrow$  minimum  $(r, t^*)$ -cut in the  $(\lambda, T_i)$ -flow problem.
   /* All  $t \in T \cap A_i$  have  $r$ -connectivity at least  $\lambda$ . */
   B. If  $T_i \cap B_i$  is nonempty, then recurse on  $G/A_i$  and  $T_i \cap B_i$ .
4. Return the results gathered from above.

```

Figure 1: Pseudocode of a recursive algorithm solving the rooted Steiner connectivity problem.

In the general case, T has more than one vertex. Partition T into equal halves T_1 and T_2 . For $i \in \{1, 2\}$, let $(A_i, B_i + t^*)$ be the minimum (r, t^*) -cut in the (T_i, λ) -flow problem. Each terminal $t \in T_i \cap A_i$ has r -connectivity λ . We recurse on G/A_i and $T_i \cap B_i$ to address the remaining terminals. See Fig. 1 for pseudocode.

Correctness of this recursive algorithm follows from Lemma 3.1. As per the running time, each subproblem takes 2 maximum flows over its input call excluding recursive calls. There are 2^i subproblems of depth i . Each subproblem has $k/2^i$ terminals and, by Lemma 3.2, $O(\lambda k / \varphi 2^i) \leq O(m/2^i)$ edges each. All flow problems at the same depth can be solved with a single flow taking the disjoint union of all the graphs, which forms a graph with $O(m)$ edges. The depth of the recursion is $\log(|T|)$, since the number of terminals always halves. Overall we solve $\log(|T|) \leq \log(n)$ flow problems with $O(m)$ edges. \square

3.3 Rooted connectivity

To conclude this section, we now give a randomized reduction from approximate rooted connectivity to polylogarithmically many well-conditioned instances of rooted Steiner connectivity.

Theorem 3.4. *A $(1 + \epsilon)$ -minimum rooted edge cut can be computed with high probability in randomized running time bounded by $O(\log^4(n)/\epsilon)$ instances of single-commodity flow on graphs of $O(m)$ edges and polynomially bounded capacities.*

Proof. At the outermost level, we binary search for a $(1 + \epsilon)$ -approximation to the true rooted connectivity λ^* . We first note that λ^* has to be within a polynomial factor of some edge weight, and there are polynomially many powers of $1 + \epsilon$ in these ranges. Thus we need $O(\log n)$ probes in a binary search to obtain a $(1 + \epsilon)$ -approximation to λ^* .

A single probe of the binary search is parameterized by a connectivity λ . We implement a subroutine guaranteeing that if the rooted connectivity is at most λ , then it will output a rooted cut of weight at most $(1 + \epsilon)\lambda$. Then by the union bound all $O(\log n)$ probes succeed with high probability, leading to the desired $(1 + \epsilon)$ -approximation to λ^* with high probability.

The subroutine for a given connectivity λ is broken down into $O(\log n)$ problems parameterized by an in-volume parameter μ . μ will be set to each power of 2 between 1 and m , and intuitively

tries to guess the in-volume of the minimum r -cut.

Fix λ and μ . Let $H_{\lambda,\mu}$ precondition G to be rooted φ -conditioned for $\varphi = \Omega(\epsilon\lambda/\mu)$ by adding arcs (r, v) of weight $\epsilon\lambda \deg^-(v)/2\mu$ for all $v \in V - r$. We also truncate the edge weights to be at most 2λ and at least $\epsilon\lambda/2m$, so that the capacities in $H_{\lambda,\mu}$ are polynomially bounded (modulo rescaling). Now, let $T \subseteq V$ sample each vertex $v \in V$ independently with probability $\log(n) \deg^-(v)/\mu$, and run **shrink-wrap** on the rooted Steiner connectivity problem in $H_{\lambda,\mu}$ with terminals T and connectivity $(1 + \epsilon)\lambda$. If **shrink-wrap** returns a rooted cut of capacity less than $(1 + \epsilon)\lambda$ in $H_{\lambda,\mu}$, then this cut also has capacity less than $(1 + \epsilon)\lambda$ in G .

Suppose there exists a set $U \subseteq V - r$ inducing an r -cut of size at most λ and with in-volume in the range $\mu/2 \leq \text{vol}^-(U) < \mu$, in G . In $G_{\lambda,\mu}$, U induces an r -cut of size less than $(1 + \epsilon)\lambda$. With high probability, T contains at least one vertex from U . In this case **shrink-wrap** will return a cut of capacity less than $(1 + \epsilon)\lambda$. Over all μ , if the rooted connectivity is less than λ , then we find a rooted cut of capacity less than $(1 + \epsilon)\lambda$ with high probability, as desired.

As per the running time, for fixed λ and μ , observe that each sample T has $k = \log(n)m/\mu$ vertices in expectation. By Lemma 3.3, each call to **shrink-wrap** takes $O(\lambda k \log(n)/\varphi m) = O(\log^2(n)/\epsilon)$ flows on graphs of size $O(m)$. Over $O(\log(n))$ choices of μ , we have $O(\log^3(n)/\epsilon)$ total flows on graphs of size $O(m)$ for fixed λ . Finally, we have $O(\log n)$ choices of λ in the binary search, hence $O(\log^4(n)/\epsilon)$ flows overall. \square

Remark 3.1. When the edge weights are bounded between 1 and W , the binary search for a $(1 + \epsilon)$ -approximation to λ takes only $O(\log(\log(nW)/\epsilon)) = O(\log \log(nW) + \log(1/\epsilon))$ probes, as λ^* is between 1 and mW , and there are $O(\log(nW)/\epsilon)$ powers of $1 + \epsilon$ in this range. The logarithmic factors in the overall running time improve accordingly. The same holds for the vertex connectivity algorithms below.

4 Vertex connectivity

This final section is about vertex connectivity, proving the bounds for the $(1 + \epsilon)$ -approximation algorithms in Theorem 1.2 and the exact algorithm in Theorem 1.3. At a high-level, the two main structural ideas driving the approximate edge connectivity algorithm, uncrossing cuts via submodularity (to “wrap” the (r, t) -cuts of uncertified terminals t) and preconditioning the graph (to “shrink” the contracted subgraph) are not overly specific to edge cuts. One can develop analogous techniques in the vertex-capacitated language, paralleling the presentation in Section 3.

For ease of exposition, we instead design our approximate vertex connectivity algorithm based on a reduction to the **shrink-wrap** algorithm for edge capacities already analyzed in Section 3. The edge-capacitated instances are based on the standard edge-capacitated auxiliary graph commonly used to model vertex-capacitated graphs.

Throughout this section, let $G = (V, E)$ be a directed graph with vertex capacities $c : V \rightarrow \mathbb{R}_{>0}$. For a set of vertices S , we abbreviate their total capacity by $c(S) = \sum_{v \in S} c(v)$. For a set of vertices S , we let $N^-(S) \subseteq V \setminus S$ and $N^+(S) \subseteq V \setminus S$ denote the in-neighborhood and out-neighborhood of S , respectively. For a vertex v , we abbreviate $N^-(v) = N^-(\{v\})$ and $N^+(v) = N^+(\{v\})$.

When in the context of rooted vertex connectivity, let $r \in V$ be a fixed root vertex. Let $V' = V \setminus (r + N^+(r))$. Every r -cut is of the form $N^-(S)$ for some $S \subseteq V'$.

4.1 Rooted vertex connectivity

We first present the $(1 + \epsilon)$ -approximation algorithm for the minimum rooted vertex cut.

Theorem 4.1. *A $(1 + \epsilon)$ -minimum rooted vertex cut can be computed in randomized time bounded by $O(\log^4(n)/\epsilon)$ single-commodity flows on graphs of $O(m)$ edges.*

Proof. The high-level approach is very similar to that of the proof of Theorem 3.4. We give a randomized reduction to $O(\log^3(n)/\epsilon)$ well-conditioned instances of edge-capacitated rooted Steiner connectivity, in the standard edge-capacitated auxiliary graph modeling the vertex-capacitated graph G .

In the exact same fashion as in the proof of Theorem 3.4, binary searching for the optimal connectivity λ^* and enumerating an in-volume parameter μ in powers of 2, it suffices to implement the following guarantee. Given a connectivity parameter λ and an in-volume parameter μ , if there is a vertex r -cut $N^-(U)$ of capacity less than λ induced by a sink component U of in-volume between $\mu/2$ and μ , output an r -cut of capacity at most $(1 + \epsilon)\lambda$ with high probability.

Fix λ and μ . Let H be the standard edge-capacitated graph modeling the vertex capacitated graph in G . Namely, every vertex v is replaced split into an arc $(v_{\text{IN}}, v_{\text{OUT}})$ with capacity equal to the capacity of v , and each arc (u, v) is replaced by an arc $(u_{\text{OUT}}, v_{\text{IN}})$ of infinite capacity. H has $m + n$ edges and $2n$ vertices. It is easy to see that for all $t \in V'$, any finite $(r_{\text{OUT}}, t_{\text{IN}})$ -cut in H can be taken to be of the form $\partial^-(X_{\text{OUT}} \cup U_{\text{IN}} \cup U_{\text{OUT}}) = \{(x_{\text{IN}}, x_{\text{OUT}}) : x \in X\}$, where $X = \partial^-(U)$ is a vertex (r, t) -cut induced by a set $U \subseteq V'$ containing t . Note that this edge cut has the same capacity as the corresponding vertex cut.

Next we precondition H . Let $H_{\lambda, \mu}$ be obtained from H by adding, for every vertex $v \in V_H - r_{\text{OUT}}$, an arc (r_{OUT}, v) of capacity $\epsilon\lambda \deg_H^-(v)/6\mu$. We also truncate the edges capacities to be at most 2λ and at least $\epsilon\lambda/2n$, making them polynomially bounded. $H_{\lambda, \mu}$ is φ -conditioned for $\varphi = \Omega(\epsilon\lambda/\mu)$.

Let $T \subseteq V'$ independently sample each vertex v with probability $O(\log(n) \deg^-(v)/\mu)$, and let $T_{\text{IN}} = \{t_{\text{IN}} : t \in T\}$. We apply **shrink-wrap** to the rooted Steiner connectivity instance in $H_{\lambda, \mu}$ with connectivity $(1 + \epsilon)\lambda$ and terminals T_{IN} . If **shrink-wrap** returns an r_{OUT} -cut $\partial_{H'}^-(Z)$ of capacity $\leq (1 + \epsilon)\lambda$, then letting $U = \{u \in V' : u_{\text{IN}} \in Z\}$, we return the vertex r -cut in G with sink component U . Since $\partial_{H'}^-(Z)$ has finite capacity, $\partial_{H'}^-(Z)$ must include the arc $(x_{\text{IN}}, x_{\text{OUT}})$ for all $x \in N^-(U)$. It follows that $N^-(U)$ is a vertex r -cut with capacity at most $(1 + \epsilon)\lambda$.

Suppose there exists a set $U \subseteq V'$ inducing a vertex r -cut $X = N^-(U)$ of capacity less than λ , and with in-volume $\mu/2 \leq \text{vol}^-(U) \leq \mu$. With high probability, T contains at least one vertex from U . In H' , the corresponding edge cut $\partial_{H'}^-(X_{\text{OUT}} \cup U_{\text{IN}} \cup U_{\text{OUT}})$ has capacity

$$c(X) + \frac{\epsilon\lambda}{2\mu} \left(\sum_{x \in X} \deg_H^-(x_{\text{OUT}}) + \sum_{u \in U} \deg_H^-(u_{\text{OUT}}) + \deg_H^-(u_{\text{IN}}) \right) + \frac{\epsilon\lambda}{4n} |\partial_{H'}^-(X_{\text{OUT}} \cup U_{\text{IN}} \cup U_{\text{OUT}})|.$$

Here the second term accounts for the auxiliary arcs added to make $H + \lambda, \mu$ rooted φ -conditioned, and the third term accounts for truncating the edges weights to be at least $\epsilon\lambda/4n$. To upper bound this capacity, we have $c(X) \leq \lambda$ by choice of X ,

$$\begin{aligned} \frac{\epsilon\lambda}{2\mu} \left(\sum_{x \in X} \deg_H^-(x_{\text{OUT}}) + \sum_{u \in U} \deg_H^-(u_{\text{OUT}}) + \deg_H^-(u_{\text{IN}}) \right) &= \frac{\epsilon\lambda}{6\mu} (|X| + |U| + \text{vol}^-(U)) \\ &\stackrel{(a)}{\leq} \frac{\epsilon\lambda}{6\mu} (3 \text{vol}^-(U)) \leq \frac{\epsilon}{2} \lambda, \end{aligned}$$

and

$$\frac{\epsilon\lambda}{4n} |\partial_{H'}^-(X_{\text{OUT}} \cup U_{\text{IN}} \cup U_{\text{OUT}})| \leq \frac{\epsilon\lambda}{4n} (2|X| + 2|U|) < \frac{\epsilon\lambda}{2},$$

for a total capacity less than $(1 + \epsilon)\lambda$. In (a), we observe that $|U| \leq \text{vol}^-(U)$ because every $u \in U$ has in-degree at least one, and $|X| \leq \text{vol}^-(U)$ because every $x \in X$ has an arc to some $u \in U$. Thus U induces an $(r_{\text{OUT}}, t_{\text{IN}})$ -cut of capacity less than $(1 + \epsilon)\lambda$ in H' . It follows that **shrink-wrap** returns an r -cut of weight less than $(1 + \epsilon)\lambda$, as desired.

The running time analysis is essentially the same as in the proof of Theorem 3.4. For fixed λ and μ , we have a rooted Steiner connectivity problem with $k = O(m \log(n)/\mu)$ vertices in expectation, in a rooted φ -conditioned graph of $O(m)$ edges for $\varphi = O(\epsilon\lambda/\mu)$. By Lemma 3.3, each subproblem takes $O(\log^2(n)/\epsilon)$ flows on graphs of size $O(m)$. We have $O(\log n)$ choices of μ multiplied by $O(\log n)$ choices of λ , giving $O(\log^4(n)/\epsilon)$ total flow problems. \square

4.2 Global vertex connectivity

We now shift from rooted vertex connectivity to global vertex connectivity. The reduction from global to rooted vertex connectivity is not as straightforward because any particular vertex r selected as the root may actually be in the minimum global vertex cut. That said, there are well-known randomized reductions from global vertex connectivity to (multiple instances of) rooted vertex connectivity [GHR00; JMY25]. These reductions generate some nontrivial overhead in the running time which only become exposed here when we seek almost-linear running times. Fortunately, the overhead can be mitigated to a logarithmic factor here in part because we only seek a $(1 + \epsilon)$ -approximation. We prove the following.

Theorem 4.2. *A $(1 + \epsilon)$ -minimum global vertex cut can be computed with high probability in randomized time bounded by $O(\log^5(n)/\epsilon)$ single-commodity flows on graphs of $O(m)$ edges and polynomially bounded capacities.*

Proof. We warm up with a simple but suboptimal reduction. Let $\ell = O(\log(n)/\epsilon)$, and let r_1, \dots, r_ℓ independently sample ℓ root vertices in proportion to their capacities. For each i , compute the minimum r_i -vertex cut in both G and the graph G_{REV} reversing all the edges in G . Return the minimum vertex cut over all these instances.

If any r_i is not in the minimum vertex cut, then we obtain a $(1 + \epsilon)$ -minimum cut with high probability. Letting λ^* denote the vertex connectivity, all ℓ sampled roots are in the minimum vertex cut with probability $(\lambda^*/c(V))^\ell$. Either $c(V) \leq (1 + \epsilon)\lambda$, and any vertex cut is a $(1 + \epsilon)$ -approximate minimum cut, or else the probability of failing to get a good root is at most

$$\left(\frac{\lambda^*}{c(V)}\right)^\ell \leq \left(\frac{1}{1 + \epsilon}\right)^\ell \leq \frac{1}{\text{poly}(n)}.$$

Thus we return an $(1 + \epsilon)$ -minimum vertex cut with high probability. The overall running time is a factor $\ell = O(\log(n)/\epsilon)$ over the bounds for rooted connectivity in Theorem 4.1.

To remove a $(1/\epsilon)$ -factor from the running time, we adapt an argument from [JMY25]. Let $\delta = \min\{c(N^-(v)), c(N^+(v))\}$ be the minimum capacity over all singleton cuts, and reduce the number of sampled roots ℓ to

$$\ell = \min\left\{O\left(\frac{\log n}{\epsilon}\right), O\left(\frac{c(V) \log n}{c(V) - \delta}\right)\right\}.$$

We have already seen that $O(\log(n)/\epsilon)$ sampled roots suffice to obtain an $(1 + \epsilon)$ -minimum vertex cut with high probability. If $\ell = O(c(V) \log(n)/(c(V) - \delta))$, then as observed in [JMY25], the probability

that all sampled roots are in the minimum vertex cut is at most

$$\left(\frac{\lambda^*}{c(V)}\right)^\ell \leq \left(\frac{\delta}{c(V)}\right)^\ell = \left(1 - \frac{c(V) - \delta}{c(V)}\right)^\ell \leq \frac{1}{\text{poly}(n)}.$$

So with high probability, at least one of the sampled roots is not in the minimum vertex cut, and we return an $(1 + \epsilon)$ -minimum vertex cut with high probability.

Observe that for a particular rooted vertex connectivity problem with root r , we can remove all incoming arcs to any out-neighbors u of r except for the arc (r, v) coming from r , without effecting the r -connectivity. An arc (u, v) is removed if either v or an in-neighbor of v other than u is sampled. This occurs with probability

$$p_e = \frac{c(v) + c(N^-(v)) - c(u)}{c(V)}.$$

By linearity of expectation over all edges e , the expected number of edges we drop is

$$\begin{aligned} \sum_{e \in E} p_e &= \frac{1}{c(V)} \sum_{(u,v) \in E} c(v) + c(N^-(v)) - c(u) \\ &= \frac{1}{c(V)} \sum_{v \in V} c(v) \deg^+(v) + (\deg^-(v) - 1)c(N^-(v)) \\ &\stackrel{(a)}{=} \frac{1}{c(V)} \sum_{v \in V} \deg^-(v) c(N^-(v)) \geq \frac{m\delta}{c(V)}. \end{aligned}$$

In (a), the $\deg^+(v)c(v)$ is distributed to each out-neighbor of v . Each vertex v collects a total capacity of $N^-(v)$, canceling out the $-c(N^-(v))$. Thus, we expect

$$m - \sum_e p_e \leq m - \frac{m\delta}{c(V)} = m \left(\frac{c(V) - \delta}{c(V)} \right)$$

edges in the pruned subgraph for a randomly sampled root r . Over all ℓ roots, we expect

$$\ell m \left(\frac{c(V) - \delta}{c(V)} \right) \leq O(m \log n)$$

edges total over all pruned subgraphs.

For each of the ℓ roots, we spend linear time pruning the graph, and then time bounded by $O(\log^4(n)/\epsilon)$ single-commodity flow problems over the remaining subgraph. The total number of edges over all subproblems is $O(m \log n)$ in expectation. For the sake of bounding the number of flow problems of size $O(m)$, we can group together problems across roots so that the total number of edges in each flow problem is $\Theta(m)$. Altogether this gives $O(\log^5(n)/\epsilon)$ problems over graphs of size $O(m)$. These flow problems dominate the $O(\ell m) = O(m \log(n)/\epsilon)$ time preprocessing the graph for each root. \square

4.3 Small vertex connectivities

We close with a brief discussion on small connectivities and Theorem 1.3. Suppose now that G has integer capacities and global vertex connectivity λ^* . Then Theorem 1.2 implies an exact algorithm by taking $\epsilon = \Omega(1/\lambda^*)$ running in $O(\lambda^* \log^5(n))$ flows on graphs of size m .

To improve the logarithmic factors, recall that the rooted connectivity algorithm in Theorem 4.1 has an outer loop executing a binary search for λ^* out of polynomially many possible values, generating a $\log(n)$ -factor in the running time. A probe for a fixed connectivity parameter λ takes $O(\log^3(n)/\epsilon)$ flows.

We make two adjustments. First, we adjust the binary search to never exceed $2\lambda^*$, by first doubling from 1 until reaching some $\lambda \geq \lambda^*$, and then searching within $[1, \lambda]$. Second, for a single problem with connectivity parameter λ , we set ϵ to be $1/(1 + \lambda)$. The first adjustment effectively replaces a $\log(n)$ factor with a $\log(\lambda)$ factor, and the second allows us to infer the right parameter ϵ without knowing λ^* *a priori*.

Altogether, we have an exact algorithm for global vertex connectivity running in time bounded by $O(\lambda \log \lambda \log^4 n)$ flows on graphs of size $O(m)$. For rooted connectivity we drop the additional $\log(n)$ factor incurred by the reduction from global vertex connectivity, giving a running time bounded $O(\lambda \log \lambda \log^3 n)$ flows on graphs of size $O(m)$, and completing the proof of Theorem 1.3.

References

- [CKL+22] Li Chen, Rasmus Kyng, Yang P. Liu, Richard Peng, Maximilian Probst Gutenberg, and Sushant Sachdeva. “Maximum Flow and Minimum-Cost Flow in Almost-Linear Time”. In: *63rd IEEE Annual Symposium on Foundations of Computer Science, FOCS 2022, Denver, CO, USA, October 31 - November 3, 2022*. IEEE, 2022, pp. 612–623. DOI: 10.1109/FOCS54457.2022.00064.
- [CLN+21] Ruoxu Cen, Jason Li, Danupon Nanongkai, Debmalaya Panigrahi, Kent Quanrud, and Thatchaphol Saranurak. “Minimum Cuts in Directed Graphs via Partial Sparsification”. In: *62nd IEEE Annual Symposium on Foundations of Computer Science, FOCS 2021, Denver, CO, USA, February 7-10, 2022*. IEEE, 2021, pp. 1147–1158. DOI: 10.1109/FOCS52979.2021.00113.
- [CQ21] Chandra Chekuri and Kent Quanrud. “Faster Algorithms for Rooted Connectivity in Directed Graphs”. In: *48th International Colloquium on Automata, Languages, and Programming, ICALP 2021, July 12-16, 2021, Glasgow, Scotland (Virtual Conference)*. Vol. 198. LIPIcs. Schloss Dagstuhl - Leibniz-Zentrum für Informatik, 2021, 49:1–49:16. Full version available at <https://arxiv.org/abs/2104.07205>.
- [CT25] Julia Chuzhoy and Ohad Trabelsi. “Breaking the $O(m^2n)$ -Time Barrier for Vertex-Weighted Global Minimum Cut”. In: *Proceedings of the 57th Annual ACM Symposium on Theory of Computing, STOC 2025, Prague, Czechia, June 23-27, 2025*. ACM, 2025, pp. 144–155. DOI: 10.1145/3717823.3718185.
- [FNS+20] Sebastian Forster, Danupon Nanongkai, Thatchaphol Saranurak, Liu Yang, and Sorachai Yingchareonthawornchai. “Computing and Testing Small Connectivity in Near-Linear Time and Queries via Fast Local Cut Algorithms”. In: *Proceedings of the 2020 ACM-SIAM Symposium on Discrete Algorithms, SODA 2020, Salt Lake City, UT, USA, January 5-8, 2020*. SIAM, 2020, pp. 2046–2065.
- [Gab06] Harold N. Gabow. “Using expander graphs to find vertex connectivity”. In: *J. ACM* 53.5 (2006), pp. 800–844. Preliminary version in FOCS, 2000.
- [Gab95] Harold N. Gabow. “A Matroid Approach to Finding Edge Connectivity and Packing Arborescences”. In: *J. Comput. Syst. Sci.* 50.2 (1995), pp. 259–273. Preliminary version in STOC 1991.

- [GHR00] Harold N. Gabow, Monika Rauch Henzinger, and Satish Rao. “Computing Vertex Connectivity: New Bounds from Old Techniques”. In: *J. Algorithms* 34.2 (2000), pp. 222–250. Preliminary version in FOCS, 1996.
- [HLRW24] Monika Henzinger, Jason Li, Satish Rao, and Di Wang. “Deterministic Near-Linear Time Minimum Cut in Weighted Graphs”. In: *Proceedings of the 2024 ACM-SIAM Symposium on Discrete Algorithms, SODA 2024, Alexandria, VA, USA, January 7-10, 2024*. SIAM, 2024, pp. 3089–3139. DOI: 10.1137/1.9781611977912.111.
- [HO94] Jianxiu Hao and James B. Orlin. “A Faster Algorithm for Finding the Minimum Cut in a Directed Graph”. In: *J. Algorithms* 17.3 (1994), pp. 424–446. Preliminary version in SODA, 1992.
- [JMY25] Yonggang Jiang, Sagnik Mukhopadhyay, and Sorrachai Yingchareonthawornchai. “Directed and Undirected Vertex Connectivity Problems are Equivalent for Dense Graphs”. In: *CoRR* abs/2508.20305 (2025). DOI: 10.48550/ARXIV.2508.20305. arXiv: 2508.20305.
- [Kar00] David R. Karger. “Minimum cuts in near-linear time”. In: *J. ACM* 47.1 (2000), pp. 46–76. DOI: 10.1145/331605.331608. Preliminary version in STOC, 1996.
- [Kar93] David R. Karger. “Global Min-cuts in RNC, and Other Ramifications of a Simple Min-Cut Algorithm”. In: *Proceedings of the Fourth Annual ACM/SIGACT-SIAM Symposium on Discrete Algorithms, 25-27 January 1993, Austin, Texas, USA*. ACM/SIAM, 1993, pp. 21–30.
- [KT19] Ken-ichi Kawarabayashi and Mikkel Thorup. “Deterministic Edge Connectivity in Near-Linear Time”. In: *J. ACM* 66.1 (2019), 4:1–4:50. Preliminary version in STOC, 2015.
- [Li21] Jason Li. “Deterministic mincut in almost-linear time”. In: *STOC ’21: 53rd Annual ACM SIGACT Symposium on Theory of Computing, Virtual Event, Italy, June 21-25, 2021*. ACM, 2021, pp. 384–395. DOI: 10.1145/3406325.3451114.
- [LNP+25] Jason Li, Danupon Nanongkai, Debmalya Panigrahi, Thatchaphol Saranurak, and Sorrachai Yingchareonthawornchai. “Vertex Connectivity in Poly-logarithmic Max-Flows”. In: *J. ACM* 72.4 (2025), 28:1–28:34. DOI: 10.1145/3743670. Preliminary version in STOC, 2021.
- [LP20] Jason Li and Debmalya Panigrahi. “Deterministic Min-cut in Poly-logarithmic Max-flows”. In: *61st IEEE Annual Symposium on Foundations of Computer Science, FOCS 2020, Durham, NC, USA, November 16-19, 2020*. IEEE, 2020, pp. 85–92.
- [NSY19] Danupon Nanongkai, Thatchaphol Saranurak, and Sorrachai Yingchareonthawornchai. “Breaking quadratic time for small vertex connectivity and an approximation scheme”. In: *Proceedings of the 51st Annual ACM SIGACT Symposium on Theory of Computing, STOC 2019, Phoenix, AZ, USA, June 23-26, 2019*. ACM, 2019, pp. 241–252.
- [Sch03] Alexander Schrijver. *Combinatorial Optimization: Polyhedra and Efficiency*. Vol. 24. Algorithms and Combinatorics. Springer, 2003.
- [vCK+23] Jan van den Brand, Li Chen, Rasmus Kyng, Yang P. Liu, Richard Peng, Maximilian Probst Gutenberg, Sushant Sachdeva, and Aaron Sidford. “A Deterministic Almost-Linear Time Algorithm for Minimum-Cost Flow”. In: *64th IEEE Annual Symposium on Foundations of Computer Science, FOCS 2023, Santa Cruz, CA, USA, November 6-9, 2023*. IEEE, 2023, pp. 503–514. DOI: 10.1109/FOCS57990.2023.00037.