

Multilayer network science: theory, methods, and applications

Alberto Aleta,^{1,2} Andreia Sofia Teixeira,^{3,4} Guilherme Ferraz de Arruda,⁵ Andrea Baronchelli,⁶ Alain Barrat,⁷ János Kertész,⁸ Albert Díaz-Guilera,^{9,10} Oriol Artime,^{9,10} Michele Starnini,^{11,12} Giovanni Petri,¹³ Márton Karsai,^{8,14} Siddharth Patwardhan,¹⁵ Alessandro Vespignani,^{16,17} Yamir Moreno,^{1,2} and Santo Fortunato¹⁸

¹*Institute for Biocomputation and Physics of Complex Systems (BIFI), University of Zaragoza, 50018, Zaragoza, Spain*

²*Department of Theoretical Physics, University of Zaragoza, 50018, Zaragoza, Spain*

³*BRAN Lab, Network Science Institute, Northeastern University London, United Kingdom*

⁴*LASIGE, Faculdade de Ciências, Universidade de Lisboa, Portugal*

⁵*Institute of Physics Gleb Wataghin, University of Campinas (UNICAMP), Campinas, SP, Brazil*

⁶*City St George's, University of London, UK*

⁷*Aix-Marseille Univ, Université de Toulon, CNRS, CPT,
Turing Center for Living Systems, 13009 Marseille, France*

⁸*Department of Network and Data Science, Central European University, 1100 Vienna, Austria*

⁹*Departament de Física de la Matèria Condensada,
Universitat de Barcelona, 08028 Barcelona, Spain*

¹⁰*Universitat de Barcelona Institute of Complex Systems (UBICS),
Universitat de Barcelona, 08028 Barcelona, Spain*

¹¹*Department of Engineering, Universitat Pompeu Fabra, 08018 Barcelona, Spain*

¹²*CENTAI Institute, 10138 Turin, Italy*

¹³*Network Science Institute, Northeastern University London, United Kingdom*

¹⁴*National Laboratory for Health Security, HUN-REN Rényi Institute of Mathematics, 1053 Budapest, Hungary*

¹⁵*Kellogg School of Management, Northwestern University, Evanston, IL 60208*

¹⁶*Laboratory for the Modeling of Biological and Socio-technical Systems, Northeastern University, Boston, MA 02115*

¹⁷*Institute for Scientific Interchange Foundation, Turin 10126, Italy*

¹⁸*Center for Complex Networks and Systems Research, Luddy School of Informatics,
Computing, and Engineering, Indiana University Bloomington, USA*

(Dated: December 1, 2025)

Multilayer network science has emerged as a central framework for analysing interconnected and interdependent complex systems. Its relevance has grown substantially with the increasing availability of rich, heterogeneous data, which makes it possible to uncover and exploit the inherently multilayered organisation of many real-world networks. In this review, we summarise recent developments in the field. On the theoretical and methodological front, we outline core concepts and survey advances in community detection, dynamical processes, temporal networks, higher-order interactions, and machine-learning-based approaches. On the application side, we discuss progress across diverse domains, including interdependent infrastructures, spreading dynamics, computational social science, economic and financial systems, ecological and climate networks, science-of-science studies, network medicine, and network neuroscience. We conclude with a forward-looking perspective, emphasizing the need for standardized datasets and software, deeper integration of temporal and higher-order structures, and a transition toward genuinely predictive models of complex systems.

I. INTRODUCTION

During the last 25 years, network science has established itself as a powerful and seamlessly integrated research discipline [1–12]. At variance with other, more niched disciplines, it has allowed us to enrich and to synergize with other branches of science: from sociology and economics to biology, chemistry, and physics. This has been possible because of the data revolution and increased computational power that took place in the twilight of the 20th century. Nowadays, applications of network science tools pervade all fields of science but, most importantly, the discipline has changed the way we think about interactions in natural and human-made complex systems.

The momentum for the development of network science came with the discovery that seemingly diverse networks have universal properties that pervade many nat-

ural and artificial systems. Since 1998, ignited by the works of Watts and Strogatz and Barabási and Albert [13, 14], systems as diverse as electric power grids, food chains, brain networks, protein networks, transcriptional networks, and social networks have been cast into the mathematical language of networks. We are now familiar with jargon that includes centrality, homogeneous and heterogeneous systems, communities, structural and dynamic phase transitions, weak and strong links, etc.

Yet, as the field matured, it became increasingly clear that most real systems cannot be faithfully represented as individual networks. Many natural, social, and technological systems are instead composed of several types of interactions, giving rise to multilayer or interdependent structures [15–21]. The conceptual roots of this idea trace back to the sociological notion of multiplexity, where individuals were known to maintain several types of social ties simultaneously within the same popu-

lation [22]. These early multi-relational studies anticipated many of the ideas later formalized in network science. Then, with the rise of large-scale digital data around 2010, empirical analyses began to demonstrate that distinct layers of interaction can exhibit markedly different structural and dynamical patterns, underscoring the need for explicit multilayer representations [23].

A major turning point came with the study of interdependent networks, where nodes in one layer depend on nodes in another layer for functionality [24, 25]. This framework revealed that coupling multiple networks can fundamentally alter systemic behaviour, producing abrupt percolation transitions and cascading failures, phenomena not observed in isolated networks. Following these foundational insights, the field rapidly matured from focusing primarily on cascades and robustness to developing a comprehensive mathematical formalism and exploring a wide array of dynamic processes. Researchers worked to create a unified language and a robust mathematical framework to describe the diverse architectures of multilayer systems [15–17], enabling the extension of classical concepts of network science to the multilayer context, such as centrality measures, among others. This theoretical consolidation sparked extensive research on dynamics across layers, including diffusion, synchronization, epidemic spreading, and evolutionary games, revealing that interlayer coupling can either enhance or inhibit dynamical processes depending on structural correlations.

In the following years, multilayer methodologies spread rapidly across disciplines. As we will discuss in the following sections, applications now span social, biological, and technological systems. Parallel advances in community detection and inference have made it possible to extract meaningful mesoscale organization from high-dimensional, heterogeneous data. More recent developments integrate temporal, categorical, and hierarchical aspects within multilayer frameworks and connect them to higher-order network representations such as hypergraphs. Today, the multilayer paradigm stands as one of the most powerful generalizations in network science, bridging theoretical, computational, and empirical approaches to the study of interconnected complex systems.

As such, multilayer network science has become a mature field. In this paper, we provide a high-level overview of progress in this area. We divide the content into two broad parts. In the first, about theory and methods, after a brief introduction of the main concepts, we will review the main techniques to detect communities in multilayer networks, show how dynamic processes unfold on these peculiar networks, summarize progress in the analysis, modelling, and dynamics of temporal networks, explain how higher-order structures can be used to study multilayer networks and how the latter can be projected in vector spaces via neural embeddings. The second part presents the applications of multilayer network science to diverse domains and topics. These include: interdependent systems, spreading processes, computational social

science, economic and financial systems, infrastructure and ecological networks, science of science, climate science, network medicine, and network neuroscience. At the end, we highlight current challenges and promising future research directions.

II. THEORY AND METHODS

A. Fundamental Concepts

1. Definitions and Formalisms

A *network*, or *graph*, is a mathematical structure used to model pairwise relations between objects. It consists of a set of *nodes* (or *vertices*) and a set of *links* (or *edges*) that connect pairs of nodes. These connections are encoded in the *adjacency matrix* \mathbf{A} , where the element $a_{ij} = 1$ if there is a link between nodes i and j , and $a_{ij} = 0$ otherwise.

A *multilayer network* generalizes this concept to represent systems that integrate multiple subsystems or types of connectivity. Formally, it is a set of networks, with each network representing a *layer* of the system. The layers can represent different times, contexts, or types of interaction. Importantly, there can be links within those layers, representing *intralayer* connections, but also links connecting nodes across layers, *interlayer* connections.

A prominent example of a multilayer system is the coupling of a power grid and the internet. One layer represents the power grid, with nodes as power stations and substations, while links represent transmission lines, illustrating the distribution of electrical power. Meanwhile, the other layer represents the internet, with nodes as data centres, routing hubs, and servers, linked by data transmission pathways. This setup highlights the interdependency between layers: the internet needs power to function, while modern power grids rely on internet-based communication for their operation, something that can be encoded in the interlayer links. This multilayer network model is essential for studying cascading failures and the overall resilience of interconnected systems [24, 26].

A *multiplex network* is a specific and widely used type of multilayer network where nodes represent the same entity on every layer, and interlayer links only connect a node to itself across different layers. Each layer then represents a different type of relationship among the nodes. For instance, a social network can be modelled as a multiplex network where layers represent different platforms or social contexts [15].

To analyse multiplex networks, we need to generalize the adjacency matrix. Two primary formalisms are used. First, we have the tensor formalism, in which the separation of layers can be maintained explicitly. A multiplex network can then be represented by an *adjacency tensor* \mathcal{M} of order 4 with elements $M_{ij}^{\alpha\beta}$. Here, $M_{ij}^{\alpha\alpha}$ represents the weight of the intralayer link between nodes i and j

in layer α , while $M_{ij}^{\alpha\beta}$ with $\alpha \neq \beta$ represents the inter-layer connections. This is a more general and flexible representation, though it requires methods from tensor algebra for analysis [27].

Second, we have the formalism based on the *supra-adjacency matrix*, which represents the entire multilayer system as a single, larger network. For a multiplex network with N nodes and L layers, the supra-adjacency matrix \mathcal{A} is a $NL \times NL$ block matrix. The diagonal blocks are the adjacency matrices of each layer α , \mathbf{A}^α , representing intralayer connections. The off-diagonal blocks encode the interlayer connections, which can be represented by the identity matrix \mathbf{I} in the $\alpha\beta$ block if layer α and β are connected, and $\mathbf{0}$ otherwise [15]. An example of supra-adjacency matrix of a multiplex network is

$$\mathcal{A} = \begin{pmatrix} \mathbf{A}^{(1)} & \mathbf{I} & \mathbf{0} & \cdots \\ \mathbf{I} & \mathbf{A}^{(2)} & \mathbf{I} & \cdots \\ \mathbf{0} & \mathbf{I} & \mathbf{A}^{(3)} & \cdots \\ \vdots & \vdots & \vdots & \ddots \end{pmatrix} \quad (1)$$

This corresponds to a particular case in which only adjacent layers are connected. The advantage of this second formulation is that it is intuitive and allows the direct application of many single-layer network analysis tools to the larger supra-network.

Following these representations, we can also define the corresponding *Laplacian* matrices. For a single-layer graph, the *Laplacian matrix* is defined as $\mathbf{L} = \mathbf{D} - \mathbf{A}$, where \mathbf{D} is the diagonal matrix of node degrees. Similarly, the *supra-Laplacian matrix* \mathcal{L} can be constructed from the supra-adjacency matrix \mathcal{A} [15, 28]. While the supra-adjacency matrix tells us which connections exist and how they are organized, the supra-Laplacian goes a step further; it captures how processes take place along those connections. It extends the analysis from merely identifying the links to understanding how different elements within the network influence each other. This transition from the static structure of connections to the dynamic interplay of influences is pivotal for understanding the overall behaviour of multiplex networks, setting the stage for a deeper exploration of the network's properties through its eigenvalues [29].

2. Structural Metrics

Once a multilayer network is defined, we need a toolkit of metrics to quantify its structure. While many metrics are generalizations from the ones in single-layer networks [30], the most insightful ones are those that capture the unique features arising from the multi-layered structure (see Section II A 4).

Starting with node-level metrics, the most basic measure of a node's importance is its *degree*, k , defined as the number of connections it has. In multilayer networks, a node i may have a different number of connections in

each layer α , yielding the per-layer degree k_i^α . The *multi-degree* of a node is then the sum of its degrees across all layers. The degree is also a simple measure of the *centrality* of a node, in that it expresses its importance in the network. Over the last two decades, the list of centrality measures has considerably expanded, and each one of these metrics is defined according to some rules that limit their range of validity and interpretability. Multilayer networks are well-equipped with an extensive list of centrality measures, many of them being generalizations of the corresponding definitions in single-layer networks. Some of them are purely topological, such as the eigenvector, the Katz, and the betweenness centralities [27, 31–33]. Others are defined by means of dynamical processes. Notable examples include PageRank [34] or a centrality related to the random walk occupation probability [35], among others.

3. Spectral properties

To characterize the network as a whole, spectral properties of the system's matrix representations have been widely used. The eigenvalues of the Laplacian matrix of a network offer a wealth of information, which can be utilized to understand various dynamic properties of the network [36, 37]. The *algebraic connectivity* or *Fiedler value* [38], given by the second-smallest eigenvalue (λ_2) of the supra-Laplacian matrix, is a key metric. A larger λ_2 indicates a more cohesive and robust network that is harder to break apart. Conversely, a small λ_2 can indicate potential points of vulnerability or fragmentation within the network. Higher eigenvalues $\{\lambda_3, \lambda_4, \dots\}$ offer insights into more complex network structures and dynamics [29]. For instance, they can be used to detect community structure within the network [39] (see Section II B 1).

Beyond structural insight, λ_2 plays a fundamental role in dynamical processes such as diffusion, consensus, and especially synchronization. In networks where each node represents a Kuramoto phase oscillator, λ_2 determines the timescale for convergence to the synchronized state [37]. Small values of λ_2 are associated with bottlenecks or weakly connected components that can delay full synchronization. This spectral framework naturally extends to *multiplex networks*, where each node is present in multiple layers. Figure 1 shows the theoretical predictions for λ_2 of a two-layer network in the asymptotic regimes: $\lambda_2 = 2D_x$ for $D_x \ll 1$, and the superposition of both layers for $D_x \gg 1$, D_x being the interlayer coupling. The plot also includes the eigenvalues of the individual layers and the corresponding supra-Laplacian eigenvalue.

Actually, through the behavior of λ_2 as a function of the interlayer connectivity, we can directly identify when multiplex networks will behave effectively as if each layer were an independent network, or instead when multiplexity kicks in with its emerging effects on the dynamics. This has been shown in a simplified model of a

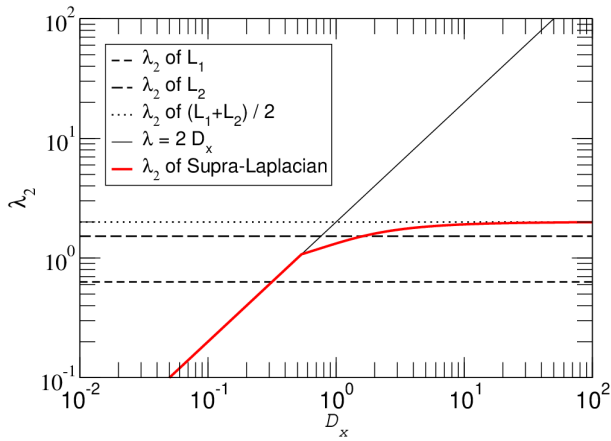


FIG. 1. Comparison between the second smallest eigenvalues λ_2 of the different Laplacian matrices as a function of the interlayer coupling D_x . Image from [28].

two-layered network where the interlayer connections are weighted by a homogeneous parameter p in [40], but the arguments are general for networks with a larger number of layers. The algebraic connectivity of the supra-Laplacian \mathcal{L} reads $\lambda_2(\mathcal{L}) = 2p$ for $p < p^*$ and is upper-bounded such that $\lambda_2(\mathcal{L}) \leq \lambda_2(\mathcal{L}_A + \mathcal{L}_B)/2$ for $p \geq p^*$, the critical point being $p^* \leq \lambda_2(\mathcal{L}_A + \mathcal{L}_B)/4$. As it can be guessed graphically, but proved mathematically, the first derivative of $\lambda_2(\mathcal{L})$ is discontinuous. This emerges as a result of the crossing of two distinct groups of eigenvalues. Actually, these crossing events appear for the other eigenpairs of the graph Laplacian, with the exception of the smallest and largest eigenvalues. Consequently, this results in discontinuities in the first derivatives of the corresponding eigenvalues [40].

The stability of the synchronized state in these systems can be analyzed using the Master Stability Function (MSF) formalism [41], which allows us to reduce the problem to a spectral one. The synchronizability of a network can be assessed by the eigenratio

$$R = \frac{\lambda_N}{\lambda_2}, \quad (2)$$

being λ_N the largest eigenvalue of the Laplacian matrix. A smaller eigenratio R implies greater synchronizability, since it indicates a wider range of coupling strengths for which the synchronized solution remains stable.

In [29], analytical approximations for the eigenratio R were provided in two limiting regimes: weak interlayer coupling ($D_x \ll 1$) and strong interlayer coupling ($D_x \gg 1$). These approximations offer explicit insight into how the topology and interlayer coupling influence the dynamics. The predictions were shown to agree well with numerical results in a wide range of coupling values, as illustrated in Figure 2. The point at which the two analytical regimes intersect provides an estimate of the optimal coupling strength for synchronization performance.

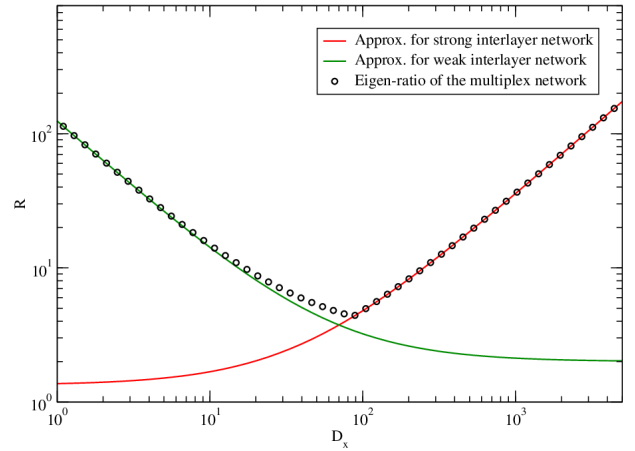


FIG. 2. Eigenratio $R = \lambda_N/\lambda_2$ as a function of the interlayer coupling strength D_x , adapted from [29]. Circles represent exact numerical results, while the solid lines show the analytical approximations valid in the weak- and strong-coupling limits.

These results support the use of spectral indicators, particularly λ_2 and the eigenratio R , as powerful tools for connecting structure and dynamics in multilayer networks.

4. Multilayer metrics

Some metrics and concepts do not have counterparts in standard single-layer networks. The characterization of multilayer networks through these new metrics has unveiled an array of phenomena hitherto unobserved on single-layered systems, thus manifesting the singularity and usefulness of the multilayer description. For instance, the *participation coefficient* measures how evenly a node's links are spread across the different layers. A node with high multi-degree but low participation coefficient is a *hub* - a highly connected node - in only one or a few layers, while a node with high participation coefficient is genuinely active across the entire system. This distinction is crucial for understanding a node's role in processes that span multiple layers [42].

Another network-level metric with no single-layer equivalent is the *mutually largest connected component* (MLCC). This is the largest group of nodes where every node can reach every other node through paths existing within each and every layer [24]. The size of the MLCC is a powerful indicator of a system's integrated resilience [43]. In many multilayer systems, reducing network connectivity (e.g., by removing nodes or links) can cause the MLCC to collapse abruptly in a discontinuous phase transition, contrasting sharply with the smoother, continuous transitions typically seen in single-layer networks [40, 44].

A fundamental question in multilayer network science is: "What new information does the layered structure

provide compared to a simple, aggregated network?” To answer this, we need metrics that quantify the relationships between layers. One approach is to measure layer similarity or redundancy. This can be done by calculating the interlayer mutual information or other correlation measures between the adjacency matrices of different layers. If layers are highly similar, the system is redundant, and an aggregated view might suffice. If they are diverse, the multilayer representation is essential, as different layers capture distinct relational patterns [31, 45, 46].

Furthermore, multilayer networks introduce new types of structural correlations. Beyond intralayer patterns like degree assortativity (whether high-degree nodes connect to other high-degree nodes [47, 48]), we can measure interlayer correlations. For example, are nodes with a high degree in one layer also likely to have a high degree in another? The presence or absence of such correlations significantly impacts the behavior of dynamical processes, from spreading to synchronization, and has been a major focus of research [42, 49–55].

B. Structure and Dynamics

1. Community detection

How shall we define communities in multilayer networks? The answer is context-dependent. In a network of customers layered by product categories, a community might be a group of people with consistently similar purchasing habits across multiple layers (a cross-market segment). In a biomedical context, coupling a gene co-expression network with a protein-protein interaction network, a community could reveal groups of genes that are co-expressed and whose encoded proteins physically interact. The search for such meaningful groups in multilayer networks has become a vibrant research area, with several reviews already charting the landscape [56–58]. Here, we summarize the main strategies and highlight key challenges and future directions.

Community detection is mostly performed on multiplex networks, where the same node exists across all layers. This framework is also directly applicable to temporal (multi-slice) networks, treating each time snapshot as a layer (see Section II C 1). Methodologically, approaches to find multilayer communities can be grouped into three main strategies: flattening, layer-by-layer, and multilayer.

The first strategy, flattening, collapses the multilayer network into a single aggregated graph containing all nodes and links from all layers [59, 60]. Any traditional algorithm working on single-layer networks can then be applied. While computationally efficient, this approach discards all information about the distinct layers and their relationships.

Layer-by-layer algorithms first detect communities on each layer independently and then aggregate the results. These are further divided into three classes: frequent sub-

graph mining [61, 62], feature integration [63, 64], and partition integration [65, 66]. Frequent subgraph mining is based on the idea that the nodes of a multilayer community are assigned to the same group in different layers. Thus, it relies on identifying groups of nodes that are consistently clustered together across many layers. Feature integration relies on the principle that communities are made of nodes that are similar to each other, something typically measured by looking at the eigenvectors of the layers. Communities are found by grouping nodes according to their features via, e.g., k-means clustering [67, 68]. Partition integration directly combines the divisions found on the individual layers. For instance, one could derive a consensus partition, which is the division that is closest to all the input ones, on average [69].

Lastly, we have genuinely multilayer methods. These algorithms operate on the complete multilayer structure without prior aggregation. Furthermore, they do not cluster single nodes but state nodes (or node-layer tuples, i.e., a specific node on a specific layer). This allows for richer community definitions (Fig. 3):

- Intralayer communities group state nodes on the same layer.
- Cross-layer communities can group state nodes from different layers.
- Pillar communities are a constrained type where if a node belongs to a community, all of its counterparts in other layers also belong to the same community.

Many of these methods are a direct extension of single-layer algorithms to the multilayer case. Modularity maximization was generalized by defining a multilayer null model based on random walks, with intralinks and interlinks playing different roles [70]. Local exploration methods, like seed set expansion [71], label propagation [72] or the clique percolation method [73], as well as random walk-based algorithms such as Infomap [74] and Walktrap [75], have also been adapted. Furthermore, statistical inference methods, primarily based on the stochastic block model (SBM), offer a principled framework to detect communities, infer relationships between layers, and even test whether an observed single-layer network is better explained as an aggregation of hidden layers [76, 77].

Despite this progress, significant challenges remain. First, a persistent issue is the rigorous assessment of statistical significance. Without it, one cannot distinguish meaningful communities from patterns arising by chance. Second, the increasing availability of node and edge metadata is often used only for validating results, a procedure known to be unreliable [78, 79]. Instead, this information could be directly integrated into the detection process to find more accurate and relevant communities, a task for which SBM-based approaches are particularly well-suited [80, 81]. Finally, the vast majority of methods are designed for multiplex networks. There is a clear need for

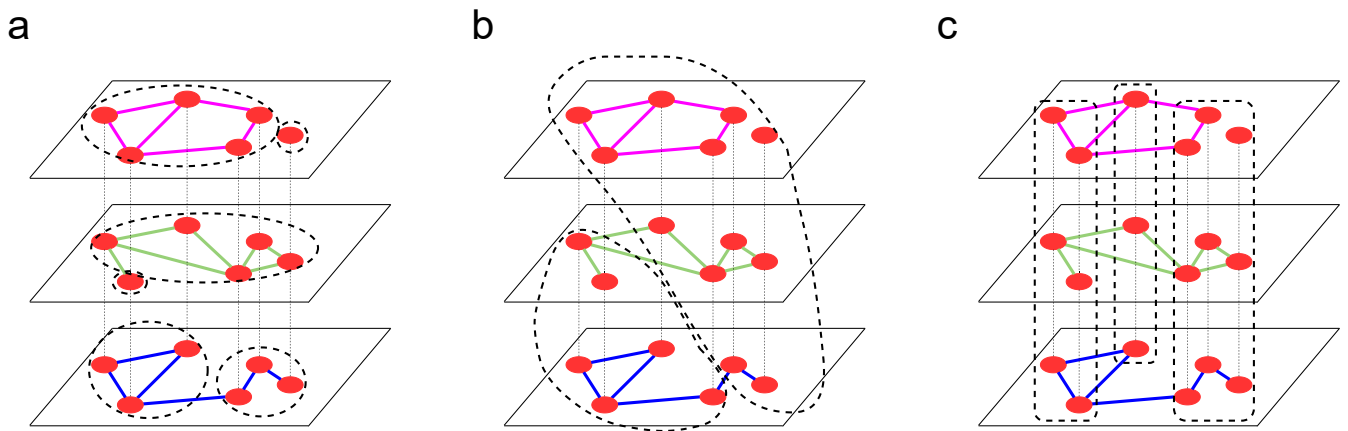


FIG. 3. Multilayer communities. Communities are indicated by the dashed contours. (a) Intralayer communities group state nodes on the same layer. (b) Members of cross-layer communities can be on both the same and on different layers. (c) Pillar communities group all the counterparts of the nodes in other layers in the same community.

algorithms that can handle more general multilayer networks (often called heterogeneous networks in computer science) with different node sets and relationships in each layer, a promising direction for future research [82].

2. Dynamics and Processes

The multiplex network framework allows for a wide variety of dynamical behaviours that go beyond simple extensions of single-layer dynamics. Unlike isolated networks, where each node interacts through a single set of connections, multiplex networks allow each node to participate in multiple interaction layers, each possibly governed by different dynamics, rules, or time scales. This structure enables novel emergent behaviours that are fundamentally rooted in the interplay between dynamics on and across layers.

In what follows, we review several representative classes of dynamical processes that have been studied in the context of multiplex networks, emphasizing those in which the multilayer structure is essential to the observed phenomena. The discipline-specific applications of these processes will be presented later in Section III.

A paradigmatic case in which multiplexity alters the behaviour of a well-understood process is that of reaction-diffusion systems. In multiplex networks, reaction and diffusion terms can be assigned to different layers or coupled across them. For instance, in [83], activator and inhibitor species are placed on separate layers, where each species diffuses only within its own layer but reacts across layers. Remarkably, the presence of interlayer coupling allows for Turing-like pattern formation even when both species have identical mobility rates—something impossible in single-layer networks. This form of topology-driven instability, further explored in [84], highlights how multiplexity can give rise to het-

erogeneous and robust spatial patterns under conditions where the dynamics of isolated layers remain homogeneous.

In multiplex systems, one well-studied example of interacting dynamics is the coupling between epidemic spreading and awareness diffusion [85]. In this model, the disease propagates through physical contact on one layer, while information about the disease (awareness) spreads via virtual communication on a separate layer. The two processes mutually inhibit each other, giving rise to a point at which the presence of awareness fundamentally alters both the epidemic threshold and the eventual prevalence.

Multiplex networks also provide a natural setting for studying feedback between processes on different layers. In [86], a model is introduced in which neural synchronization on one layer modulates resource allocation on another, and vice versa. This mutual feedback leads to the spontaneous emergence of explosive synchronization and highly heterogeneous resource distributions.

Multiplex networks often feature layers with different topologies or dynamics, leading to hybrid systems. In [87], a modular neural network is modelled with electrical synapses within communities and chemical synapses across them, each type represented as a different layer. The interplay between these types of couplings gives rise to chimera-like states, where coherent and incoherent activity coexist across modules. Such hybrid multiplex models are relevant to understanding how local synchrony coexists with global disorder in brain dynamics.

A similar approach is taken in [88], where a two-layer Kuramoto model is derived from physiologically motivated equations for cortical dynamics. The model captures transitions between resting and background brain activity, successfully reproducing empirical features that were inaccessible to simpler models. Again, multiplexity

allows for distinct coupling schemes across layers (e.g., electrical vs chemical, or fast vs slow processes) that shape the global phase diagram.

Another work examined how two layers not directly connected can synchronize through the mediation of a central relay layer [89]. Results showed that synchronization thresholds are reduced in the multiplex setting and that low-degree nodes play a crucial role, while hubs can be “demultiplexed” without disrupting global coherence. More recently, a three-layer multiplex of non-linear oscillators, in which a central drive layer unidirectionally couples to two response layers, has been investigated [90]. Such directional coupling induces synchronized oscillations in the response layers, even with amplification relative to the drive, and varying interlayer strength or introducing time-scale mismatches enables control over synchronization patterns, amplitudes, and dynamical regimes such as quasi-periodicity and generalized synchronization.

These examples collectively illustrate that multiplex networks enable a new class of dynamical processes: systems where different types of dynamics not only coexist but interact, often through cross-layer mechanisms. This interplay can give rise to topology-induced instabilities, extended metastable states, abrupt phase transitions, novel critical points, and even the coexistence of order and disorder.

Such behaviours are not mere quantitative variations of single-layer dynamics but emerge qualitatively due to the multiplex architecture. Importantly, these phenomena are often robust to parameter variations and are observed across different domains, from neuroscience and epidemiology to social systems. In Section III, we will revisit some of these dynamical mechanisms in the context of concrete applications, where domain-specific constraints and empirical data can further shape the interaction between structure and dynamics.

C. Advanced Frameworks

1. Temporal Networks

Complex systems, from social groups to interacting neurons, are fundamentally dynamic. While classic network science often represents these systems with static graphs, this is an aggregation that loses all temporal information, such as the sequence, duration, or concurrency of interactions. The recent availability of time-resolved data and computational power has propelled the study of temporal networks, revealing phenomena invisible in a static view [91, 92]. A temporal network can be represented as a sequence of static snapshots, which naturally fits the multilayer network framework where each layer is a snapshot in time. Besides, it is also possible to have networks that are temporal and multilayer at the same time, in which case the temporal correlations between layers can significantly affect the dynamics of processes

unfolding on multilayer networks [93].

While early theoretical models added temporality by dynamically changing links, particularly in an adaptive fashion [94], the strong expansion of the field has been mostly data-driven [91, 92]. The availability of high-resolution temporal data, such as the face-to-face contact network in a museum exhibition depicted in Figure 4 and collected by the SocioPatterns collaboration using wearable sensors [95], provided a strong empirical foundation for the field. This data made it clear that static representations not only hide temporal details but can be misleading, as the properties of a networked system can vary dramatically from one moment to the next [96, 97].

This data-centric view is what led researchers to analyse temporal networks as a series of snapshots. This approach revealed that while aggregated properties might converge to the static ones [100], local measures like a node’s centrality could fluctuate significantly, with nodes shifting from central to peripheral roles over time [101, 102]. However, a true paradigm shift occurred when the focus moved from fluctuating static properties to inherently temporal concepts. Researchers recognized that information flows along temporal paths, which are a set of time-respecting sequences of interactions [103, 104]. A path that exists in an aggregated static network may be impossible in a temporal one if the interactions do not occur in the correct chronological order [105]. This insight spurred the redefinition of classical centrality measures for the temporal domain [106] and led to the discovery of new phenomena, such as the burstiness of human interactions, where events are clustered in time rather than occurring randomly [107, 108].

But not all temporal interactions are equally informative. Patterns may appear briefly, recur, or vanish entirely. Motifs that are evident in aggregated static views of the network may never exist in real time due to improper chronological alignment [109]. To deal with this complexity, researchers have developed various techniques for filtering and pattern detection. At the local scale, temporal backbones highlight node pairs whose interaction frequencies significantly exceed what would be expected under a temporal null model [110]. Temporal motifs identify frequently recurring, time-ordered subgraphs [111], while temporal cores generalize the static core decomposition to uncover dense substructures active over defined time windows [112]. Similarly, the temporal rich-club coefficient measures whether highly connected nodes in the aggregate network tend to form simultaneous, persistent connections [113].

In parallel, significant effort has gone to identifying the relevant timescales that govern the evolution of temporal networks. Early techniques relied on comparing successive time windows [114], but this overlooked long-range correlations. More sophisticated methods compute pairwise distances or similarities between network snapshots [115], enabling the clustering of recurring states and the identification of their transitions. Other approaches apply auto-correlation metrics, or Fourier transforms to

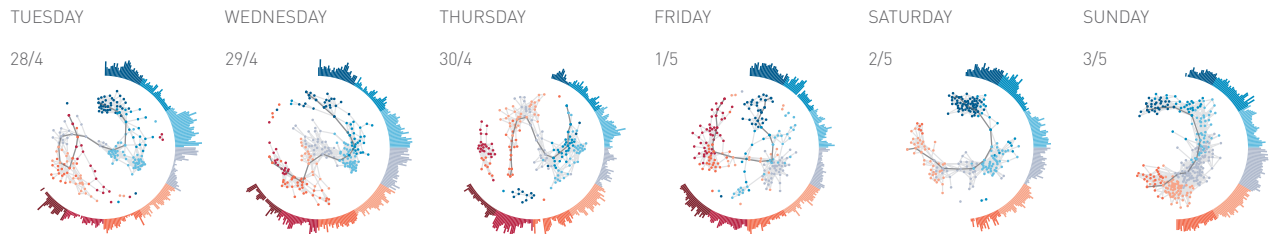


FIG. 4. Temporal networks of face-to-face interactions of people on different days of museum visits. In each day, time evolution is represented as a color code. The data has been recorded by detecting physical proximity using wearable sensors developed by the SocioPatterns collaboration [98, 99].

extract temporal correlations and recurrent interaction patterns at different time scales [116, 117].

Representing temporal networks in a simple form for analysis has also been a priority. Two lossless, static-like representations have emerged as especially useful. The supra-adjacency representation encodes node-time pairs as nodes in a multilayer structure, linking them according to the observed interactions [118, 119]. The event graph, in contrast, treats interactions themselves as nodes, linking temporally adjacent events involving shared participants [120]. This latter framework is especially well-suited to model processes constrained by timing, such as epidemic spreading or transit dynamics [121]. Another line of work uses graph embedding techniques to map high-dimensional temporal networks into low-dimensional vector spaces [122, 123]. These embeddings preserve structural or temporal similarities and support tasks such as link prediction or influence sets [124–126]. Embeddings also facilitate data compression and learning-based applications, as discussed further in Section II C 3.

Models of temporal networks have been developed to generate realistic synthetic networks or for establishing null benchmarks. Mechanistic models aim to reproduce observed features or test hypotheses about dynamics [127], while randomized models offer a controlled way to destroy correlations and assess their significance [128]. These models range from memoryless activity-driven frameworks [129, 130] to non-Markovian extensions capturing burstiness and memory effects [131]. Additional approaches include stochastic block models, priority queue models, models based on Hawkes or other dynamical processes, and memory network models.

The temporal networks framework also adds another layer of complexity to dynamical processes unfolding on them, since one needs to take into account the coupling between the characteristic timescale of the dynamic process and the temporal network’s one. In epidemiology, the coupling between interactions and disease progression profoundly affects spreading outcomes with important consequences for designing effective public health interventions [118, 132–135]. In social systems, temporal networks are used to model the spread of information,

behaviours, and innovations, often through threshold mechanisms distinct from disease transmission [136, 137]. Temporal opinion dynamics have been explored to understand consensus and polarization [138, 139], while synchronization phenomena in biology and engineering are modelled as coupled oscillators interacting over time-varying links [140]. Applications in transportation include traffic optimization and infrastructure design [141].

Looking forward, a central challenge is identifying the minimal yet sufficient temporal structures necessary for specific applications. For example, while the temporal paths in a physical proximity network may code the ways an epidemic would spread between the people, several interactions may not fall on these paths and thus appear completely irrelevant from the aspect of a spreading process. Thus, since many interactions may not influence a process, reducing networks to effective backbones could lead to smaller and faster computations, as well as improving data sharing in a privacy-preserving way.

2. Higher-order interactions

Group interactions are widespread in real-world systems, ranging from social dynamics [142–148], such as group chats, to chemical reactions involving multiple reactants [144, 149, 150]. In these contexts, the traditional network science framework, which considers only pairwise interactions, is often insufficient to capture the complex dependencies between multiple interacting entities. Higher-order models provide a richer framework for accurately representing these systems and avoiding misleading predictions [144, 147, 151, 152]. For example, contagion processes that model the population as a graph will present a second-order phase transition [153, 154]. However, contagion models in higher-order networks often exhibit discontinuous transitions [142, 143, 145–147, 152]. Similarly, in pairwise contagion models, one expects a single stable solution, while multistability is possible in contagion models in higher-order networks [147, 148, 152]. Interestingly, these new phenomena are not restricted to contagion processes; they have also been observed in synchronization processes [155].

These examples demonstrate how neglecting the higher-order nature of a process can alter the outcome of a model, potentially leading to incorrect predictions.

Mathematically, higher-order interactions are usually modelled using hypergraphs or simplicial complexes [151, 156, 157]. Hypergraphs allow edges (hyperedges) to connect any number of nodes, whereas simplicial complexes require that all subsets of a hyperedge be present. The best choice of representation often depends on the dynamics being studied. A discussion about this topic can be found in [157].

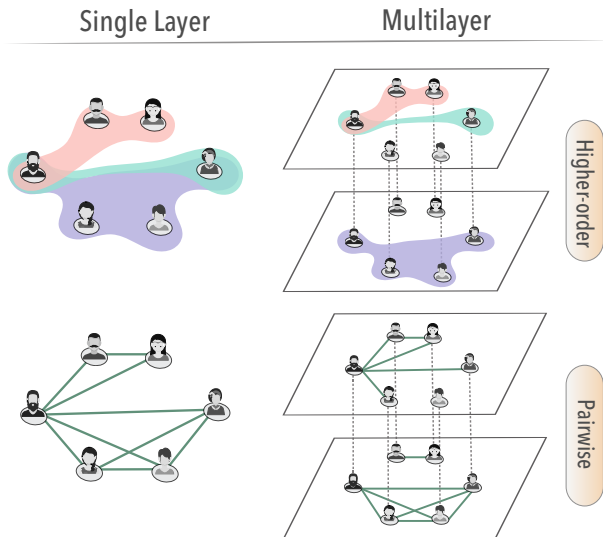


FIG. 5. Schematic representation of different networked systems. The bottom row depicts systems with pairwise interactions, while the top row contains group interactions including more than two nodes. As with classical pairwise models, it is possible to associate a type to each interaction, extending the framework of multilayer networks to multilayer hypergraphs. Image adapted from [152].

Compared to pairwise networks, the structural and spectral analysis of higher-order systems is still in development. While concepts such as adjacency and Laplacians are well-defined in networks, their hypergraph counterparts are more complex and often combine structural and dynamical parameters [158–160]. This complicates the analytical study of processes such as diffusion and synchronization, and different definitions may yield different outcomes depending on the context. Similarly, most inference methods in the literature deal with inferring pairwise relationships. Detecting higher-order structures requires new methods [161, 162].

Recent work has begun to explore multilayer extensions of higher-order systems (Fig. 5), such as triadic percolation processes and interdependent dynamics across layers [163, 164]. In the context of spreading processes, a two-layer approach considering the concurrent spread of information and disease was studied in [165, 166]. Furthermore, the diffusion of resources coupled with epidemic spreading was examined in [167]. These stud-

ies demonstrate how combining multilayer and higher-order structures can lead to novel, emergent behaviours, such as oscillatory or chaotic dynamics. Another promising research direction is studying temporal hypergraphs, which extend these representations to time-varying settings. This framework captures interactions involving groups of nodes that occur over finite durations. Examples include simultaneous face-to-face contacts [168] and group-level dynamics in social settings [169]. Temporal hypergraphs provide a natural language to describe and model these evolving group structures, opening new avenues for analysing their evolution and how they influence dynamical processes.

3. Machine learning

Graph representation learning, or graph embedding, aims to map nodes into a geometric space such that structural properties are preserved [122, 123]. This task is essential for applying machine learning techniques to relational data and has been widely used for link prediction, node classification, routing, and visualization. In the past few years, traditional embedding methods have been extended to deal with heterogeneous graphs and knowledge graphs, where nodes or edges carry additional categorical, numerical or textual information. Multiplex networks can be seen as a specific type of heterogeneous graph and have prompted the development of dedicated embedding techniques.

A good multiplex embedding method should effectively capture both intralayer and interlayer structures. Multiplex network embeddings can be divided into two major classes: *joint embeddings*, which project all replicas of a node across layers to a single point in a low-dimensional Euclidean space, and *individual embeddings*, where each layer has its own representation of the node. Joint embeddings can be obtained by merging individual embeddings. The general approach followed by most multiplex embedding techniques consists of three phases: sampling, training, and optimization.

Sampling. While embedding, we want pairs of nodes that are close to each other in the network to also have similar embeddings. These are called “positive node pairs” and can be found using several strategies. Techniques such as DeepWalk [170] and node2vec [171] simulate random walks to define contexts, akin to word embeddings in natural language processing [172]. These approaches have been extended to multiplex networks by allowing walks to transition between layers with some probability [173]. Other methods define proximity using K-nearest neighbors or neighborhood-based criteria, as in GraphSAGE [174]. To reduce computational cost, negative sampling is used to approximate objective functions, drawing random “negative pairs” assumed to be dissimilar [123].

Training. In this phase, multiplex embedding methods learn representations using shallow neural networks,

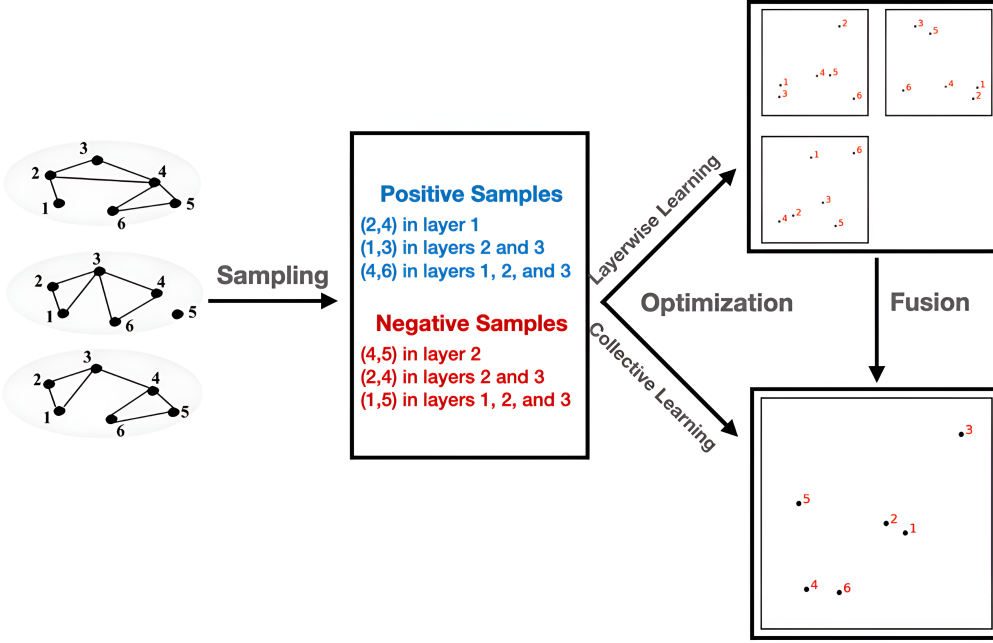


FIG. 6. General approach to multiplex embedding. Given a multiplex network, the first step involves identifying node pairs that are supposed to have similar (positive samples) and dissimilar (negative samples) representations. Next, the learning framework is used to train the node representations based on the sampled data. The node representations can be learnt for the entire multiplex (bottom right) or for individual layers (top right). Individual embeddings may be fused together to obtain joint embeddings. Courtesy of Siddharth Patwardhan.

although more advanced architectures have been proposed. In shallow neural networks, the training process is specified by the structural organization of the learning algorithm, which can be layerwise or collective learning (Fig. 6, top and bottom rows respectively). Layerwise learning separately trains node embeddings for each layer and combines them using weights, often learned via attention mechanisms [175, 176]. Collective learning directly learns unified representations by leveraging multiplex sampling and skipgram-style optimizations [173, 177]. While shallow networks are common, they face important limitations, such as the inability to generalize to unseen nodes or share parameters between nodes (since the encoder optimizes a unique embedding vector for each node). To alleviate these limitations, more sophisticated learning architectures, like graph neural networks, have been proposed.

Optimization. Embeddings are adjusted to minimize loss functions that reward proximity between positive pairs and penalize proximity between negative ones. Some methods also include node attributes to improve representation quality [178, 179]. These optimized embeddings can then be used in downstream tasks such as:

- Link prediction: predicting missing or future links within a layer (layer-wise), across layers (interlayer) or in an aggregated view of the multilayer [173, 176–178, 180].
 - Node classification: predicting labels for unlabelled nodes based on known node attributes or partial label data [177].
 - Community detection: discovering modular structures across layers by learning weights that reflect each layer’s contribution [181, 182].
- In addition to Euclidean embeddings, hyperbolic embeddings provide a geometry better suited to hierarchical and navigable networks [183]. These approaches can potentially improve performance in tasks like greedy routing, where shortest paths are found using only local information. Recent work using layerwise hyperbolic embeddings suggests that interlayer geometric correlations improve routing performance [184]. Future work could explore hyperbolic multiplex embeddings more systematically.
- Lastly, synthetic multiplex models [185] can be used to systematically vary layer-specific properties and inter-layer correlations, providing testbeds for evaluating embedding performance under controlled conditions. These models support the study of how properties like modularity and community alignment across layers affect embedding quality and task performance.

III. APPLICATIONS

Network science has long served as a unifying language across disciplines, offering a flexible framework for modelling complex systems. With the rise of multilayer network theory, this versatility has only expanded. Multilayer networks allow researchers to capture the rich, interconnected structure of systems where multiple types of interactions, temporal dynamics, or functional interdependencies coexist. As a result, their applications span a diverse array of domains—from infrastructure and biology to economics and the social sciences—demonstrating both the theoretical depth and real-world impact of the multilayer perspective.

A. Interdependent systems

The importance of multilayer interdependent networks was first recognized by engineers and later formalized through the interdependent percolation model introduced in [24]. In addition to standard intralayer links, these systems feature dependency links that connect nodes across layers, such that the functionality of a node in one network depends on the functionality of a node in another. This structure can lead to cascading failures as a breakdown in one layer propagates to others, potentially causing large-scale system collapse. Unlike standard percolation, where failure progresses gradually, interdependent networks can experience abrupt, catastrophic transitions. Notably, networks with heterogeneous degree distributions, typically robust against random failures, become vulnerable in the presence of dependency links, highlighting important design and resilience considerations.

Insights into these phenomena have been obtained through both analytical and numerical studies [44, 186, 187]. In interdependent random networks, the percolation transition is of a hybrid nature: it is discontinuous but also exhibits critical phenomena, such as the presence of critical exponents [188]. In plain percolation, there are two equivalent theoretical descriptions, one based on cluster statistics and the other on the order parameter [189]. Yet, these approaches split in the interdependent case, leading to two sets of critical exponents related by scaling relations [190, 191]. In a recent paper, an interesting relationship between the hybrid transition in cascading processes and the spinodal one was shown, leading to the identification of universality classes [192].

One of the most exciting recent developments is the experimental realization of interdependent percolation in coupled superconducting multilayer systems [193]. In this setup, two layers of disordered superconductors are separated by an insulating layer but become effectively coupled through Joule heat. This way, when one superconducting grain transitions to a normal state, it generates heat that causes other grains in the adjacent layer to transition as well. The resulting feedback loop drives

a non-local dependency coupling and confirms the theoretical prediction of an abrupt transition. These experimental observations not only validate the theory but also open the door to innovative technological applications based on interdependent dynamics.

B. Spreading processes

In the context of diffusion and spreading dynamics, multilayer networks offer a powerful framework to study how coupled processes may interact, leading to the uncovering of hidden dependencies, feedback loops, and emergent phenomena [194]. This approach is particularly valuable when different types of interactions or dynamical processes influence each other in ways that are not evident in single-layer representations.

The range of systems that benefit from this approach is broad. For example, the mutual influence between public opinion and disease spread can be modelled by layering the dynamics of information diffusion with those of epidemic propagation. Such an approach reveals insights into behavioural responses and feedback mechanisms that would otherwise be obscured [85, 195–197]. Multilayer networks also naturally represent systems involving multiple domains with interdependent effects, such as the bidirectional impact between pandemics and economic activity (Fig. 7) [198]. Or systems with a single process but with different spreading properties depending on the type of interaction [199].

Another compelling example involves the interplay between diseases with distinct transmission mechanisms. Tuberculosis (TB), transmitted via airborne particles, and HIV, spread through sexual contact, represent independent but coexisting threats within a population. Using a multilayer framework, one can explore how interventions or behavioural changes in one disease layer affect the dynamics of the other [200–203]. This holistic modelling approach aids in designing integrated public health strategies.

In essence, multilayer networks provide a powerful framework to address the intricate interdependencies between different spreading processes, opening new avenues for understanding, forecasting, and controlling these complex phenomena.

C. Computational social science

Social systems are inherently characterized by multiple types of relationships that coexist and interact across diverse contexts, timescales, and communication channels. In computational social science, multilayer networks have become a key framework for analysing how behaviours, attitudes, and information propagate through these interconnected pathways. This approach enables the study of complex dynamics such as the interplay between online and offline ties [204], cross-platform relationship evo-

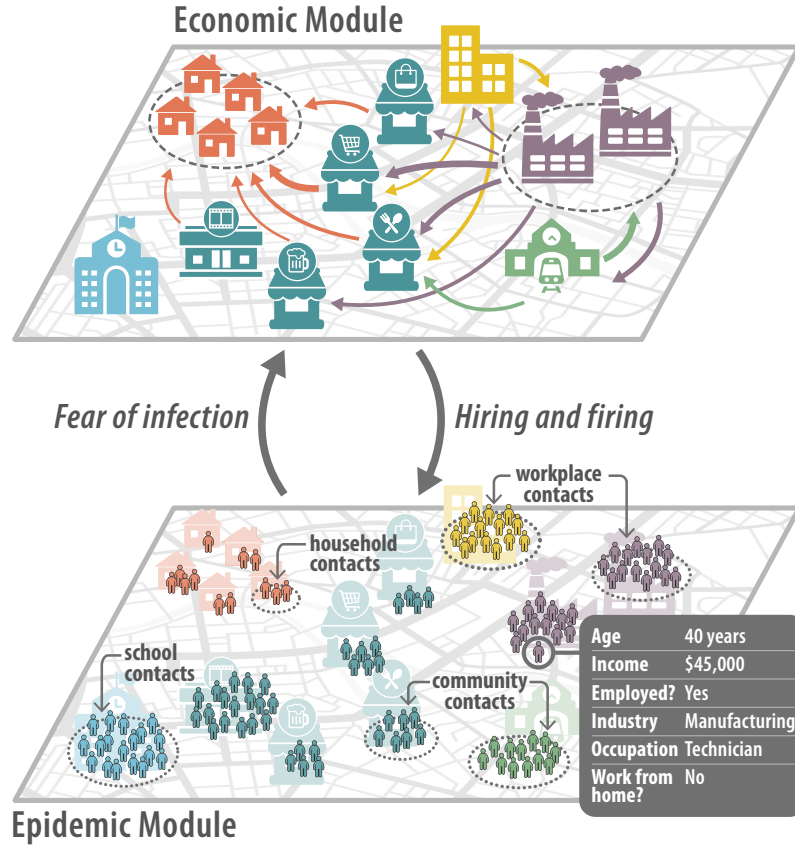


FIG. 7. Schematic representation of an epidemic-economic model. The figure illustrates the interplay between two very different dynamics. An economic component, which represents the flow of goods and services among industries and to final consumers through an input-output network, and an epidemic component, tracking pathogen exposure in various settings such as workplaces, community/consumption venues, schools, and households via a multilayer contact network. Agents within the system exhibit diverse socio-economic characteristics (see the accompanying box). The tight integration of the economic and epidemic modules is evident: the epidemic module influences economic outcomes by reducing consumption due to infection concerns, while the economic module affects epidemic transmission by modifying workplace and community interactions through industry-specific employment fluctuations [198]

lution [205], and behaviours emerging from interacting relationship types [206].

In political communication, distinct interaction types (support, comments, likes) form separate layers of a multiplex network, each reflecting unique dimensions of polarization and temporal evolution [206]. For example, in parliamentary Twitter (now X) networks, echo chambers differ across layers: following networks are highly polarized, while mention networks allow more cross-ideological communication [207]. Cross-platform studies find consistent drivers of polarization, such as homophily and selective exposure, even when patterns vary between platforms [208]. In a study of French Twitter users, the multidimensional character of polarization was revealed by unfolding the interaction between the layer of professional politicians and that of ordinary users [209].

Temporal multilayer networks reveal that social multiplexity itself is dynamic. Relationship types activate in different contexts, and temporal correlations

between layers modify how influence and information spread [205]. Human activity's bursty nature can create both real and spurious correlations [210]. In signed networks, research has explored how structural balance and polarization evolve, including dynamical equilibrium where macro-level patterns persist despite micro-level changes [211, 212].

In the semantic domain, multilayer networks help uncover how communities structure discourse around complex issues. Modelling words, themes, and temporal evolution as distinct layers reveals patterns of resilience and vulnerability in discussions, such as those following disasters [213]. Temporal text networks [214] and multimodal network models [215] further support analysis of communication across media and platforms.

Multilayer approaches have also enriched opinion dynamics, where single-layer models often oversimplify how ideas form and spread. This approach provides a powerful framework for exploring how phenomena in one do-

main can influence behaviour in another. For example, a model using a communication layer for sharing opinions and an influence layer for observing actions, revealed a range of complex real-world outcomes [216]. These included rapid, widespread paradigm shifts, the establishment of unpopular norms where innovation adoption fails despite positive sentiment, and persistent community resistance to change.

As discussed in the previous section, the interaction between different processes is a key area of study for multilayer network research. A recent work [217] investigated a two-layered network, where agents held opinions on different issues in each layer. While each layer individually tended toward consensus, the interactions between layers could stabilize a mixed state where both opinions coexisted for a long period. This was most pronounced in sparse, positively correlated networks, which facilitated the formation of cross-layer opinion groups.

The adaptive voter model [218] has been extended to multilayer networks to study how evolving connections affect collective opinion. While multiplexity (the fraction of common nodes across layers) can prevent complete fragmentation, it can also give rise to a new “shattered” fragmentation phase [219]. This phase is characterized by large consensus groups of opposite opinions coexisting with isolated nodes. A similar shattered fragmentation transition in the multiplex adaptive voter model with a notion of triadic closure has been used to describe the empirical distribution of cluster sizes in an online game [220].

Furthermore, a central question in this modelling paradigm is the extent to which such complex multilayer systems can be simplified, especially whether the dynamics on a multilayer network could be reduced to an equivalent single-layer representation. It turns out that conventional aggregation procedures fail to capture key non-linear effects, such as the prolonged lifetime of multiplex states at low interlayer connectivity [219]. This work suggests that there are fundamental, non-reducible differences between multilayer dynamics and their single-layer approximations, highlighting the necessity of explicitly modelling these intricate, interconnected structures to fully understand complex social phenomena.

Altogether, the integration of multilayer networks into computational social science enables more realistic, nuanced models of human behaviour. As interactions increasingly span digital and physical spaces, these tools are essential for understanding polarization, social cohesion, and collective action in a complex, connected world.

D. Economic and financial systems

Economics and finance are inherently based on networked systems. They describe interactions among diverse actors, including individuals, firms, governments, and institutions, that trade, collaborate, invest in, or oversee one another. Markets can be seen as platforms

that promote the constant evolution and reshaping of existing networks among different actors. For instance, financial markets facilitate the creation and deletion of links between investors and firms, while the labour market connects workers with employers. New technological platforms can also rapidly reshape existing networks, as in the case of Uber transforming urban transportation labour markets. In all these cases, economic and financial systems heavily rely on information flowing between entities belonging to different networks, such as price signals, market trends, political news, and policy decisions.

Based on this premise, it is not surprising that multiplex and multilayer networks may occupy a central position in the analysis and understanding of economic and financial systems. While challenges such as data access and system complexity have limited the full adoption of these approaches, notable studies already highlight their potential. One example is the use of a multiplex global financial network, in which nodes represent countries, edges encode cross-country financial assets of various types, and layers represent asset types. The number of systemically important countries almost doubles when the heterogeneity of financial exposures is considered (i.e., when using a multiplex network), compared to results from an associated aggregate global financial network (i.e., a single-layer network), long regarded as the standard model for such investigations [221].

Another study constructed a multiplex network of financial institutions, with layers corresponding to different classes of derivative contracts (e.g., interest rate, credit, foreign exchange), revealing how liquidity shocks propagate across markets [222]. A linked multiplex network incorporating ownership, shared board members, R&D partnerships, and stock correlations among companies in the UK and Germany uncovered a higher level of corporate interconnectedness than previously reported [223].

Additional insights have come from analysing the multilayer structure of international trade, where nodes represent countries, layers correspond to industries, and links connect buyers and sellers. A multilayer nestedness metric captured structural organization more effectively than traditional bipartite models [224]. Similarly, the integration of ownership, innovation collaborations, and board interlocks has shed light on the formation of innovation clusters and their influence on market concentration [225].

Systemic risk, a core concern in financial stability, is deeply rooted in network interdependencies. Multilayer models have advanced our understanding of how interconnections amplify or mitigate risk [226, 227]. Studies of global supply chains have also benefited from multilayer perspectives, identifying fragile sectors such as pharmaceuticals, food, and services as critical nodes in system-wide vulnerability [228]. Lastly, the cryptocurrency ecosystem—comprising thousands of token layers linked by users, exchanges, and dark markets—presents a complex but largely unexplored multilayered network.

Altogether, these examples underscore the promise of multilayer network analysis in uncovering hidden interdependencies, enhancing systemic risk models, and informing economic policy in an increasingly interconnected world.

E. Infrastructure networks

Infrastructure systems, such as power grids, transportation networks, and communication systems, are important examples where multilayer networks provide insights into interdependencies and weaknesses. Among these, power grids received significant attention in the early days of the field, particularly after it was shown that interdependencies can make networks more fragile [24] (see also Section III A.) This work was motivated by the 2003 blackout in Italy, where failures in power stations led to disruptions in communication networks, which in turn caused further failures in the power grid itself. Subsequent studies confirmed these findings and investigated how various types of interconnections influence robustness [229].

This research line has since diversified, exploring network fragility from various angles [230, 231]. For example, some studies have examined cascading failures using load-sharing dynamics [232, 233], while others have focused on designing inherently more robust networks [234, 235]. There has also been growing interest in identifying early warning signs of collapse, a challenge relevant not only to infrastructure, but also to biology, economics, and ecology [230].

More recently, researchers have noted that traditional interdependent network models often assume “hard failures,” where the collapse of a node in one layer immediately causes failure in a dependent node. Yet, such failures are rare in practice. Instead, attention has shifted toward modelling interdependencies during recovery processes, where one network relies on resources from another to regain functionality [236].

Transportation systems, much like power grids, have been extensively studied through the lens of multilayer networks [237]. Early work modelled the European air transportation network to assess the impact of flight cancellations on network performance [238]. Urban mobility networks further highlight the complexity of multilayer infrastructure in metropolitan areas. Cities rely on multi-modal transportation—streets, subways, buses—that together form the backbone of mobility (Fig. 8) [239, 240]. Studies have shown that poor synchronization between modes can lead to significant inefficiencies, including delays and reduced accessibility [241, 242]. Moreover, navigating these systems can challenge human cognitive limits, making trip planning difficult in highly interconnected urban environments [243].

From a dynamical standpoint, several researchers have explored congestion in multilayer transportation systems [244, 245]. Notably, increasing speed in

one layer—such as subways—can sometimes produce counter-intuitive effects, like congestion at terminal stations due to imbalanced flow dynamics [246]. Expanding the scope beyond transportation modes, urban mobility was analysed by categorizing daily activities (e.g., visiting tourist attractions or sports venues) into distinct layers, offering a multidimensional representation of urban systems [247].

In summary, multilayer network analysis has deepened our understanding of infrastructure systems, from cascading failures in power grids to mobility challenges in urban transport. These insights help identify vulnerabilities, design more resilient systems, and optimize performance, ultimately enhancing the functionality and robustness of essential infrastructure in modern society.

F. Ecological networks

Traditionally, ecological networks have been represented as single-layer networks, focusing on single types of interactions, such as predator-prey or plant-pollinator interactions [248]. Similarly, although biological communities are intrinsically dynamic, with species and interactions changing over time, temporal dynamics have often been analysed using independent snapshot networks. Thus, ecological systems provide a perfect example of where multilayer networks can play a crucial role by allowing us to simultaneously capture different types of pairwise interactions [249] or temporal and spatial dimensions, providing a more complete view of ecosystem functioning [250, 251].

One study used a five-year dataset on bird-seed dispersal interactions to analyse species turnover and persistence, identifying a stable core of species that consistently supported network structure over time [252]. Similar insights have emerged from studies of plant-pollinator networks that tracked the spatial and temporal persistence of species and interactions [253], and from work emphasizing the advantages of multilayer approaches over traditional habitat discretization methods [254].

The common binary classification of species as mutualists or antagonists has also been challenged using multilayer frameworks. In one example, seed viability from faecal samples of wild-trapped mammals showed that some species acted as both antagonists and mutualists for the same plant species, depending on context—revealing a much richer set of interactions than standard models capture [255]. Multilayer analysis of frugivory and nectarivory interactions has further revealed non-obvious rules of community assembly [256], while quantifying link strength in networks of pollinators and seed dispersers uncovered that only a subset of individuals truly connects both ecological functions [257].

Animal social networks also benefit from multilayer analysis, as interactions often span multiple social contexts. A study of baboons with layers representing grooming and association interactions demonstrated that

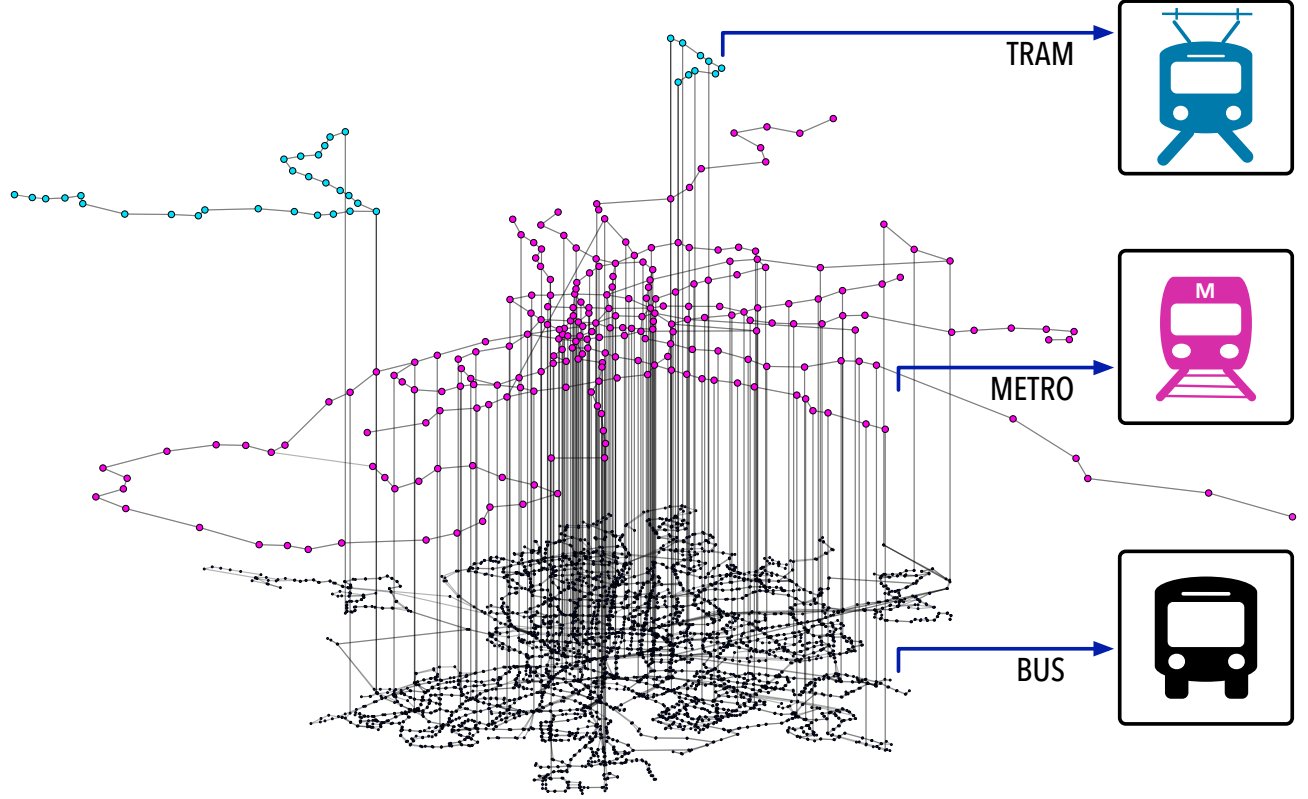


FIG. 8. Multilayer representation of Madrid’s public transportation system in 2016. The network is organized into three layers, each representing a different mode of transportation: the top layer (blue nodes) corresponds to the tram system, the middle layer (pink nodes) to the metro system, and the bottom layer (black nodes) to the bus system. Vertical links connect stops of different modes located within a 150-meter radius, illustrating intermodal connections. Reprinted figure with permission from [19].

an individual’s centrality ranking can vary dramatically depending on which layer or aggregation is considered [251]. This underlines the importance of selecting relevant interactions when drawing ecological or behavioural inferences.

Recently, a global multilayer modelling framework spanning six ecological functions—pollination, herbivory, seed dispersal, decomposition, nutrient uptake, and fungal pathogenicity—enabled the identification of keystone species, defined by their critical role in maintaining ecosystem function regardless of abundance [258].

Beyond species interactions, multilayer networks have been applied to physical ecological systems. For instance, river deltas have been modelled as multilayer transport networks [259], and ecosystem restoration has been studied by tracking structural and functional changes in multilayer networks over time [260]. Comparing evolving network states to reference conditions helps assess recovery

trajectories.

Despite the promise of multilayer networks in ecology, challenges remain. These include the difficulty of collecting fine-grained interaction data [261], the complexity of comparing fundamentally different interaction types [258], and the ongoing need to develop multilayer metrics tailored for ecological applications [262]. Addressing these limitations will be key to further advancing ecological insights through multilayer network approaches.

G. Science of science

The science of science is the study of the structure and evolution of science via the analysis of data on scientists and their interactions [263, 264]. Although the field dates back several decades [265], it has grown rapidly in

recent years due to the increasing availability of data on scientific productivity, collaboration, citation, mobility, funding, etc., and to advances in analytical tools, especially in machine learning. Network science has heavily contributed to the development of the field, due to the many networks that can be built from the data.

Multilayer networks have brought added value to this domain by capturing different dimensions of scientific interactions. Early studies showed that combining collaboration networks across journals or merging collaboration and citation networks into a single layer can obscure meaningful correlations [266]. A strong correlation between community structures was observed across layers of a multiplex collaboration network of physicists, where each layer represents a different subfield [267].

The multilayer framework has also revealed intricate dependencies between collaboration and citation behaviours. For example, papers authored by scientists with a large number of previous collaborators tend to gain citations more quickly, but also fade faster in attention [268]. Such dependencies can be exploited to develop more accurate generative models of citation networks [269]. Moreover, multilayer networks are better than single-layer ones when it comes to predicting future links, specifically future collaborations between scientists. For this task, besides the collaboration network itself, useful layers may consist of citations between scientists and semantic closeness of the keywords of their papers [270]. Other relevant network types include co-citation and co-venue networks, where two scientists are connected if they cite the same papers or publish in the same journals [271].

Ranking scientists by impact is another area enriched by multilayer methods. Traditional indicators such as raw citation counts or the h-index [272] may overlook important structural information. Multilayer networks make it possible to compute composite impact scores that account for multiple dimensions, such as citations and collaborations, either by aggregating layer-specific rankings [273] or through diffusion-based algorithms like multilayer PageRank [274]. The framework also extends to innovation studies, particularly in analysing patent citation networks. For example, a multiplex network in which layers correspond to different patent-granting offices has been shown to better capture the technological classification of patents than aggregated representations [275].

Overall, multilayer networks provide a richer, more nuanced view of scientific ecosystems, enhancing our ability to model, predict, and evaluate scientific activity across various dimensions.

H. Climate science

Network analysis has become a valuable complement to numerical modelling in climate science [276]. In climate networks, nodes typically represent geographic locations,

and links indicate similarities between these locations based on relevant physical quantities such as temperature, precipitation, atmospheric pressure, or CO₂ concentration. These similarities are quantified using various linear and non-linear measures computed on time series, including Pearson correlation, mutual information, event synchronization, transfer entropy, partial correlation, or Granger causality.

Most early studies focused on single-variable networks, but recent work has begun to leverage multilayer networks to capture interdependencies among different climate variables or the same variable under different conditions. For instance, two-layer networks constructed from atmospheric pressure fields at different altitudes have revealed significant insights into the general circulation and stratification of the atmosphere [277].

Multilayer networks also offer powerful tools for assessing climate vulnerability. By integrating climatic and non-climatic factors across multiple layers, researchers can analyse how exposure, sensitivity, and adaptive capacity interact to shape a community's vulnerability to climate change [278]. Similarly, multilayer behavioural networks that integrate supply-side production and demand-side consumption decisions have been used to explore how climate shocks propagate through social and economic systems [279].

Air pollution is another area where multilayer networks have yielded novel insights. A multilayer network study linking the 500-hPa pressure height (geo-potential height) with surface-level air pollution in China and the United States demonstrated how Rossby waves (large-scale atmospheric waves induced by Earth's rotation) influence pollution through their effects on cyclone and anticyclone systems [280].

The study of CO₂ dynamics, a major driver of global warming, has also benefited from multilayer approaches. One interlayer climate network used atmospheric mid-tropospheric CO₂ records and ground-level surface air temperature (SAT) data to investigate interactions between CO₂ and SAT [281]. This analysis revealed strong interlayer connections, with the most significant links often spanning more than 7,000 km, a distance consistent with the wavelength of atmospheric Rossby waves. A follow-up study removed the influence of Rossby waves to isolate regions where CO₂ concentrations are most directly related to SAT variations [282].

Thus, multilayer network analysis enables a more holistic understanding of the Earth's climate system by revealing complex interdependencies among climatic variables and between environmental and societal factors. These insights can inform more effective strategies for climate adaptation, risk assessment, and policy development.

I. Network medicine

Network medicine applies network science to biological and medical data to better understand, prevent, and treat diseases [283]. Biological systems encompass a wide variety of networks, including protein–protein interactions (PPIs), metabolic networks, gene regulatory networks, or cell–cell communication networks. Traditionally analysed in isolation, recent years have seen a shift toward integrating diverse omics data (genomics, proteomics, metabolomics, metagenomics, phenomics, and transcriptomics), leveraging multilayer networks to provide a more holistic view of complex biological processes.

Multi-omics integration, especially when coupled with longitudinal data, enables researchers to observe dynamic interactions between biological layers, identify key components of system development, and better understand complex phenotypes. Among biological networks, PPIs are some of the most extensively studied. In multiplex PPI networks, layers may represent interactions in different types of cells (e.g., normal vs. cancerous), different interaction types (e.g., genetic vs. physical), or different data sources (e.g., co-expression, co-annotation) [284–286]. Such representations have been used to detect biologically enriched modules [287] and to improve the prediction of protein functions.

More frequently, scholars build multilayer networks by combining different omics, as illustrated in Fig. 9. In one of the first works, layers consisted of transcription factor co-targeting, microRNA co-targeting, protein–protein interaction, and gene co-expression networks. Communities of genes were extracted by combining partitions found in the individual layers via consensus clustering [289]. Enrichment analysis on the genes belonging to the same community revealed a set of candidate cancer drivers [290].

Robustness is a prominent feature of most biological systems. By studying the spreading of perturbations in a multilayer network composed of a gene regulatory layer, a protein–protein interaction layer, and a metabolic layer, one can characterize the contribution of each gene to the overall system’s robustness: the most influential genes are enriched in essential and cancer genes [291]. An analysis of the spreading of perturbations through the three layers of a graph representation of the integrative system of *E. coli*’s gene regulation and metabolism shows that small perturbations, originating in the gene regulatory domain, typically trigger far-reaching system-wide cascades, while small perturbations in the metabolic domain tend to remain more local and trigger much smaller cascades [292].

Random walk dynamics offer a powerful framework for analysing multilayer biological systems. For example, random walks across networks of disease-perturbed proteins, drug targets, and biological functions help trace how drug effects propagate [293]. Other studies use random walks on multi-omics networks (combining layers from mRNA expression, PPIs, KEGG pathways, and

Gene Ontology terms) to map omics molecules to biological functions [294]. This methodology has also been applied to COVID-19 datasets, enabling insight into disease severity and therapeutic targets [295]. Single-cell multi-omics multilayer networks have further improved predictions of transcription factor binding sites, regulatory regions, and gene communities [296].

Another area of interest involves disease–disease networks, where nodes are diseases and edges represent functional, semantic, or co-morbidity associations. For instance, two-layer networks combining gene-based and ontology-based similarities have been used to identify diseases with potential shared drug treatments [297]. Multiplex networks with phenotypic, genetic, pathway-based, and toxicogenomic co-morbidities have revealed the dominant causative mechanisms for hundreds of diseases [298]. In another study, a bilayer network of 779 diseases—connected via shared genes and symptoms—enabled the detection of disease communities using multiplex Infomap [299, 300]. Similarly, during the COVID-19 pandemic, multilayer approaches were instrumental in understanding the disease. The CovMulNet19 network integrated SARS-CoV-2 proteins, host proteins, related diseases, symptoms, and drug targets, and its analysis revealed high similarity between COVID-19 and diseases that are also known patient risk factors [301].

Finally, the growing field of network embeddings has facilitated the integration of heterogeneous biological datasets. By embedding multilayer biological networks into geometric spaces, researchers have improved tasks like drug–target interaction prediction and biomarker identification [302, 303] (see Section II C 3).

In short, multilayer networks are proving essential for capturing the complexity of biological systems and improving our understanding of disease mechanisms, interactions, and potential treatments.

J. Network neuroscience

Neuroscience is fundamentally centred on the study of the brain as a vast, interconnected system of neurons and brain regions. This field encompasses not only the structural and functional organization of the brain but also the dynamic processes that underpin cognition, behaviour, and neurological health. Networks provide a natural framework for capturing these complexities by representing the brain as a system of nodes and edges. Over the past decade, network neuroscience [304, 305] has emerged as one of the most exciting and influential fields, offering new insights into the brain’s organization and its intricate functions.

Brain networks [306] are mathematically modelled systems where nodes represent either neurons or specific brain regions, while edges capture various forms of connectivity. These connections may represent structural connectivity, which reflects the physical pathways linking brain regions and is often derived from diffusion MRI

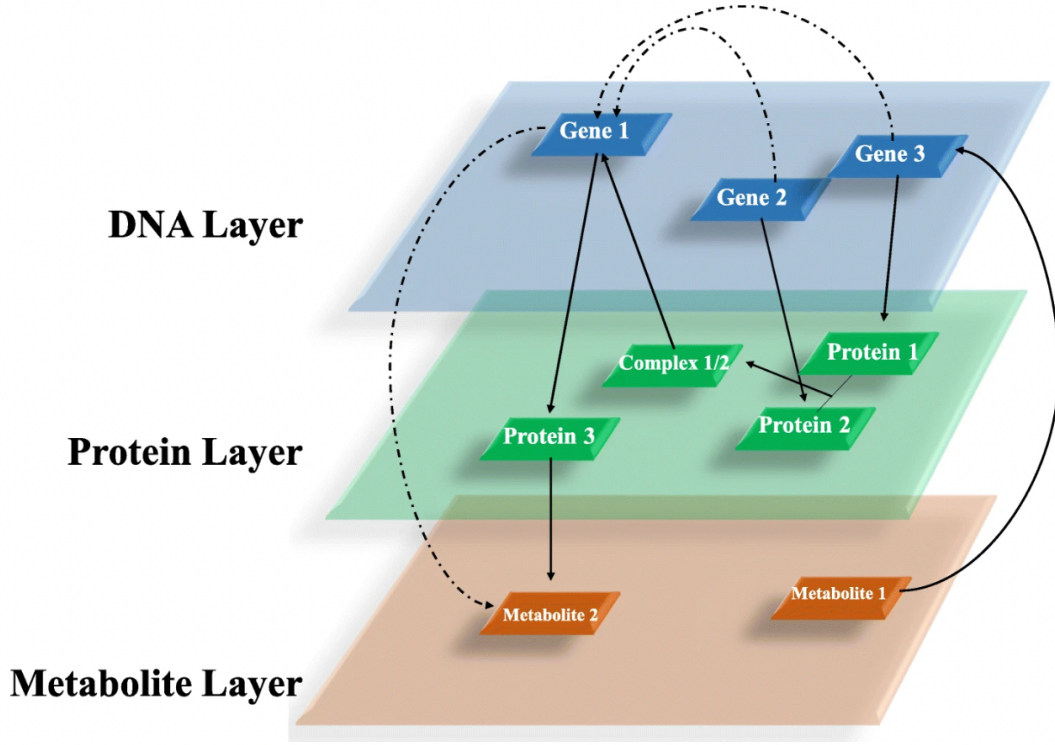


FIG. 9. Multilayer network featuring different omics (genes, proteins, metabolites) and their mutual interactions/associations. Image extracted from [288].

or diffusion tensor imaging. Alternatively, they may capture functional connectivity, which describes statistical relationships in neural activity between regions, as observed through functional MRI, electroencephalography, or magnetoencephalography. A third type, effective connectivity, goes a step further by modelling causal interactions and directional relationships between regions, often using techniques like Granger causality or dynamic causal modelling [307]. Together, these distinct forms of connectivity provide a rich and multifaceted view of the brain's organization and activity.

Building on this foundation, multilayer networks offer a sophisticated extension for exploring brain connectivity and dynamics [308]. These models expand the traditional network framework by incorporating multiple interconnected layers of nodes and edges, each representing a different dynamic or scale of analysis [309]. Within an individual, for example, these layers can correspond to distinct types of connectivity, such as structural and functional networks, with interlayer links capturing relationships between them [310]. Similarly, temporal transitions in dynamic functional connectivity can be represented as changes within and across layers or states [311]. Beyond individuals, multilayer networks also enable the comparison of connectivity patterns across populations by modelling interlayer relationships that represent similarities between individuals or groups [312, 313]. This versatility allows multilayer networks to bridge gaps be-

tween data types and scales, revealing insights that would be inaccessible using single-layer approaches [314].

The ability to integrate and analyse these diverse sources of data has led to important studies in areas such as human learning [315], individual differences [316], the diagnosis and understanding of neurological and mental disorders [317], among others like the relation between social environment and variation in brain network organization [318].

Additionally, even though traditional network models focus mainly on pairwise relationships, higher-order interactions can be pulled into the multilayer network paradigm by considering multiple layers describing different orders of interaction. This approach has contributed to new advances in the understanding of human brain evolution and cognition [319], and the relation between brain activity and behaviour [320].

In summary, the multilayer networks framework represents a frontier in network neuroscience, enabling researchers to integrate diverse data types and explore the brain's multi-dimensional nature. Continued methodological advances will undoubtedly unlock clearer insights into brain function and dysfunction, fostering progress in both neuroscience and clinical applications.

IV. DATA & TOOLS

Given the growing interest in network science, a wide array of resources has become available. Yet, despite substantial progress, challenges remain in terms of data availability, standardization, and tool interoperability. This section highlights the most relevant public data repositories and software libraries that support advanced network analysis and visualization.

A. Data

Network data comes from a wide range of disciplines such as biology, sociology, economics, neuroscience, and more. While numerous repositories exist for general-purpose network datasets, multilayer and temporal network datasets are comparatively less common and often tailored to specific domains. Furthermore, the lack of standardized formats can hinder reproducibility and comparative studies across methods.

Nevertheless, various curated and open-access repositories offer high-quality datasets that have become benchmarks in the field. Table I lists key sources of network datasets across domains. It is worth noting that the table only includes major and widely used repositories. Many individual researchers also make their datasets publicly available on personal or project websites. While this is an invaluable contribution to the community, it also highlights the fragmentation of the field and the lack of consistent standards for sharing and documenting network data, although there is a lot of effort to improve this situation.

Repository	Networks	Reference
Netzschleuder	163735	[321]
Network Repository	5664	[322]
KONECT	1326	[323]
ICON	704	[324]
SNAP	127	[325]
UCI	35	[326]

TABLE I. Examples of publicly available network datasets, sorted by number of networks available as of September 2025. Some repositories include multilayer, temporal, and higher-order networks.

While many general-purpose datasets are readily accessible and well-documented, multilayer and higher-order data remain underrepresented. A key issue is the lack of standardized file formats to represent these complex structures, which can complicate interoperability between tools and comparisons across studies.

B. Software Tools

The development of dedicated software libraries has significantly accelerated the field of network science. A

wide variety of tools exist for analysis, simulation, and visualization of networks. Table IV B summarizes major software libraries, including their main focus and programming language.

However, no single tool dominates the field. Even for general-purpose networks, researchers choose between different libraries based on project requirements. For example, while **networkX** is widely used for its ease of use and versatility, alternatives such as **igraph** or **graph-tool** offer superior performance on large networks due to optimized C/C++ backends. Thus, selecting the appropriate tool often involves trade-offs between ease of use, scalability, feature set, and visualization capabilities.

V. OUTLOOK

The past decade has shown that multilayer networks are not merely a convenient generalization of graph theory but a fundamentally new modelling language. The field has now reached a stage where the central question is no longer how to adapt single-layer tools, but how to identify the truly multilayer mechanisms that cannot be reduced away. Several theoretical directions emerge from this perspective. One concerns the search for minimal descriptions: determining when layers encode irreducible information and when they can be compressed. Another direction concerns the interplay between multilayer topology and cross-layer dynamical coupling, where instabilities, hybrid phase transitions, metastability, or coexistence of dynamical regimes can arise due to the multiplexity nature of the system. Understanding the general principles that govern these phenomena remains a major open challenge. At the same time, the field's inherently multidisciplinary nature complicates the picture: multilayer approaches are used in physics, biology, economics, computer science, and the social sciences, often with different assumptions, terminologies, and modelling priorities. This diversity makes communication across communities difficult, yet it also underscores the value of multilayer networks as a common representational language capable of unifying disparate viewpoints.

At the methodological frontier, several additional opportunities demand attention. The first involves integrating multilayer representations with temporal and higher-order structures. Many real systems combine heterogeneous interaction types with time-varying group interactions, but current modelling frameworks still tend to treat these features separately. Developing unified theoretical tools capable of capturing polyadic interactions, memory effects, and cross-layer dependencies simultaneously is an important next step. A second direction concerns inference, where the rise of generative models, statistical reconstruction techniques, and machine-learning-based embeddings is beginning to provide new ways to infer hidden layers and mesoscale structures. Yet, understanding the limits of inference remains unresolved. A third challenge lies in controllability and optimiza-

Type	Name	Main Focus	Language	Reference
Analysis	DyNetX	Dynamic networks	Python	[327]
	HAT	Higher-order networks	Python, MATLAB	[328]
	graph-tool	General-purpose networks	Python	[329]
	HGX	Higher-order networks	Python	[330]
	HyperNetX	Higher-order networks	Python	[331]
	iGraph	General-purpose networks	Python, R, C	[332]
	MultilayerGraphs.jl	Multilayer networks	Julia	[333]
	multinet	Multilayer networks	R	[334]
	networkX	General-purpose networks	Python	[335]
	NDlib	General-purpose networks	Python	[336]
	pathpy	Higher-order temporal networks	Python	[337]
	pymnet	Multilayer networks	Python	[338]
	pyunicorn	General-purpose networks	Python	[339]
	Reticula	Higher-order temporal networks	Python	[340]
	SimpleHypergraphs.jl	Higher-order networks	Julia	[341]
	straph	Temporal networks	Python	[342]
	tacoma	Temporal networks	Julia	[343]
	TGLib	Temporal networks	Python, C++	[344]
	tnetwork	Temporal networks	Python	[345]
	XGI	Higher-order networks	Python	[346]
Visualization	Cytoscape	General-purpose networks	GUI	[347]
	Gephi	General-purpose networks	GUI	[348]
	ggraph	General-purpose networks	R	[349]
	Graphia	General-purpose networks	GUI	[350]
	MultiNet	Multivariate networks	Web-based	[351]
	multiNetX	Multilayer networks	Python	[352]
	muxViz	Multilayer networks	R, Web-based	[353]
	Netminer	General-purpose networks	GUI	[354]
	Netwulf	General-purpose networks	Python, Web-based	[355]
	NodeXL	General-purpose networks	Excel	[356]
	Pajek	General-purpose networks	GUI	[357]
	py3Plex	Multilayer networks	Python	[358]
	Sigma.js	General-purpose networks	JavaScript	[359]
	Tulip	General-purpose networks	GUI	[360]

TABLE II. Libraries and tools for network science analysis and visualization, with support for multilayer, temporal, and higher-order networks. “Main focus” refers to the area where the software is primarily applied; however, some tools can support multiple network types.

tion: while single-layer structural controllability is now well understood, its multilayer analogue is largely unexplored, especially when layers interact through non-linear or time-dependent couplings. Finally, the rapidly growing integration between network science and artificial intelligence opens a promising but underdeveloped path. Deep learning architectures are themselves multilayered systems whose internal dynamics could benefit from tools developed in multilayer network science, potentially contributing to interpretability and robustness in AI.

Across domains, applications of multilayer network science are entering a phase in which data and theoretical tools are finally becoming aligned. A key opportunity lies in modelling coupled processes in the wild: infrastructure failures intertwined with cyber systems, economic-epidemic feedbacks, multi-omics interactions, or the joint evolution of online and offline social behaviour. These problems require models that simultaneously encode structural heterogeneity, temporal evolution, and cross-layer feedback, which are precisely the strengths of

the multilayer paradigm. A central challenge, however, is that multilayer data and tools originate from many different fields, each with its own conventions, formats, and epistemic goals. This heterogeneity makes it difficult to compare studies or integrate datasets, yet it also reflects the breadth of the systems that multilayer network science can represent. As common standards and interoperable software mature, they provide a platform for genuine cross-disciplinary exchange, helping the field not only accumulate data but also communicate across communities. In scientific domains ranging from ecology to neuroscience, such integrative approaches are beginning to reveal how processes at different scales coordinate, interfere, or reinforce each other.

Looking ahead, progress will depend critically on the availability of high-resolution multilayer data, standardized formats, and interoperable tools, but also on conceptual clarity about what it means for a system to be truly multilayer. If these developments continue in parallel, multilayer network science is poised to move from

descriptive analyses to predictive, actionable models capable of guiding interventions, optimizing coupled infrastructures, and informing policy in domains where interdependence is no longer optional to ignore. As the complexity of modern systems continues to grow, the multi-layer perspective will remain essential for understanding the intertwined processes that characterize the natural and engineered world.

ACKNOWLEDGMENTS

All authors acknowledge the support of the AccelNet-MultiNet program, a project of the National Sci-

ence Foundation (Award #1927425 and #1927418). A.S.T. acknowledges support by FCT – Fundação para a Ciência e Tecnologia – through the LASIGE Research Unit, ref. UID/408/2025. AA acknowledges support from the grant RYC2021-033226-I funded by MCIN/AEI/10.13039/501100011033 and the European Union NextGenerationEU/PRTR. A.A. and Y.M. were partially supported by the Government of Aragon, Spain, and ERDF "A way of making Europe" through grant E36-23R (FENOL), and by Grant No. PID2023-149409NB-I00 from Ministerio de Ciencia, Innovación y Universidades, Agencia Española de Investigación (MICIU/AEI/10.13039/501100011033) and ERDF "A way of making Europe".

-
- [1] Sergei N. Dorogovtsev and José F. F. Mendes. *Evolution of networks: From biological nets to the Internet and WWW*. Oxford University Press, 2013.
 - [2] Alessandro Vespignani and R Pastor-Satorras. *Evolution and Structure of the Internet*. Cambridge university press Cambridge, 2004.
 - [3] Guido Caldarelli. *Scale-free networks*. Oxford University Press, Oxford, UK, 2007.
 - [4] Alain Barrat, Marc Barthélemy, and Alessandro Vespignani. *Dynamical processes on complex networks*. Cambridge University Press, Cambridge, UK, 2008.
 - [5] Reuven Cohen and Shlomo Havlin. *Complex Networks: Structure, Robustness and Function*. Cambridge University Press, Cambridge, UK, 2010.
 - [6] Mark Newman. *Networks: An Introduction*. Oxford University Press, Inc., New York, NY, USA, 2018.
 - [7] Ernesto Estrada. *The structure of complex networks: theory and applications*. Oxford University Press, UK, 2011.
 - [8] Ernesto Estrada and Philip A. Knight. *A First Course in Network Theory*. Oxford University Press, UK, 2015.
 - [9] Albert-László Barabási. *Network science*. Cambridge university press, 2016.
 - [10] Vito Latora, Vincenzo Nicosia, and Giovanni Russo. *Complex networks: principles, methods and applications*. Cambridge University Press, 2017.
 - [11] Filippo Menczer, Santo Fortunato, and Clayton A Davis. *A First Course in Network Science*. Cambridge University Press, Cambridge, UK, 2020.
 - [12] James Bagrow and Yong-Yeol Ahn. *Working with Network Data*. Cambridge University Press, 2024.
 - [13] Duncan J. Watts and Steven H. Strogatz. Collective dynamics of ‘small-world’ networks. *Nature*, 393:440–442, June 1998.
 - [14] Albert-László Barabási and Réka Albert. Emergence of Scaling in Random Networks. *Science*, 286(5439):509–512, October 1999.
 - [15] Mikko Kivelä, Alex Arenas, Marc Barthélemy, James P Gleeson, Yamir Moreno, and Mason A Porter. Multilayer networks. *J. Complex Netw.*, 2(3):203–271, 2014.
 - [16] S. Boccaletti, G. Bianconi, R. Criado, C.I. del Genio, J. Gómez-Gardeñes, M. Romance, I. Sendiña-Nadal, Z. Wang, and M. Zanin. The structure and dynamics of multilayer networks. *Phys. Rep.*, 544(1):1–122, 2014.
 - [17] Federico Battiston, Vincenzo Nicosia, and Vito Latora. Structural measures for multiplex networks. *Physical Review E*, 89(3):032804, 2014.
 - [18] Ginestra Bianconi. *Multilayer networks: structure and function*. Oxford university press, 2018.
 - [19] Alberto Aleta and Yamir Moreno. Multilayer Networks in a Nutshell. *Annu. Rev. Condens. Matter Phys.*, 10:45–62, March 2019.
 - [20] Oriol Artime, Barbara Benigni, Giulia Bertagnolli, Valeria d’Andrea, Riccardo Gallotti, Arsham Ghavasieh, Sebastian Raimondo, and Manlio De Domenico. *Multilayer network science*. Elements in Structure and Dynamics of Complex Networks. Cambridge University Press, Cambridge, England, September 2022.
 - [21] Manlio De Domenico. More is different in real-world multilayer networks. *Nat. Phys.*, 19(9):1247–1262, September 2023.
 - [22] Stanley Wasserman and Katherine Faust. *Social Network Analysis: Methods and Applications*. Cambridge University Press, Cambridge, England, UK, November 1994.
 - [23] Michael Szell, Renaud Lambiotte, and Stefan Thurner. Multirelational organization of large-scale social networks in an online world. *Proc. Natl. Acad. Sci. U.S.A.*, 107(31):13636–13641, August 2010.
 - [24] Sergey V. Buldyrev, Roni Parshani, Gerald Paul, H. Eugene Stanley, and Shlomo Havlin. Catastrophic cascade of failures in interdependent networks. *Nature*, 464(7291):1025–1028, April 2010. Publisher: Nature Publishing Group.
 - [25] Alessandro Vespignani. The fragility of interdependency. *Nature*, 464:984–985, April 2010.
 - [26] Manlio De Domenico. More is different in real-world multilayer networks. *Nature Physics*, 19(9):1247–1262, September 2023.
 - [27] Manlio De Domenico, Albert Solé-Ribalta, Emanuele Cozzo, Mikko Kivelä, Yamir Moreno, Mason A. Porter, Sergio Gómez, and Alex Arenas. Mathematical formulation of multilayer networks. *Physical Review X*, 3:041022, Dec 2013.
 - [28] Sergio Gómez, Albert Díaz-Guilera, Jesús Gómez-Gardeñes, Conrad J. Pérez-Vicente, Yamir Moreno, and Alex Arenas. Diffusion dynamics on multiplex networks. *Phys. Rev. Lett.*, 110:028701, Jan 2013.

- [29] Albert Solé-Ribalta, Manlio De Domenico, Nikos E. Kouvaris, Albert Díaz-Guilera, Sergio Gómez, and Alex Arenas. Spectral properties of the laplacian of multiplex networks. *Phys. Rev. E*, 88:032807, Sep 2013.
- [30] Alberto Aleta, Marta Tuninetti, Daniela Paolotti, Yamir Moreno, and Michele Starnini. Link prediction in multiplex networks via triadic closure. *Phys. Rev. Res.*, 2(4):042029, November 2020.
- [31] Manlio De Domenico, Albert Solé-Ribalta, Elisa Omodei, Sergio Gómez, and Alex Arenas. Ranking in interconnected multilayer networks reveals versatile nodes. *Nature Communications*, 6(1):6868, April 2015.
- [32] Luis Solá, Miguel Romance, Regino Criado, Julio Flores, Alejandro García del Amo, and Stefano Boccaletti. Eigenvector centrality of nodes in multiplex networks. *Chaos*, 23(3):033131, 2013.
- [33] Dane Taylor, Mason A. Porter, and Peter J. Mucha. Tunable eigenvector-based centralities for multiplex and temporal networks. *Multiscale Modeling & Simulation*, 19(1):113–147, 2021.
- [34] Arda Halu, Raúl J. Mondragón, Pietro Panzarasa, and Ginestra Bianconi. Multiplex Pagerank. *PloS one*, 8(10):e78293, 2013.
- [35] Albert Solé-Ribalta, Manlio De Domenico, Sergio Gómez, and Alex Arenas. Random walk centrality in interconnected multilayer networks. *Physica D*, 323:73–79, 2016.
- [36] Alex Arenas, Albert Díaz-Guilera, and Conrad J. Pérez-Vicente. Synchronization reveals topological scales in complex networks. *Physical Review Letters*, 96:114102, 2006.
- [37] Juan A. Almendral and Albert Díaz-Guilera. Dynamical and spectral properties of complex networks. *New Journal of Physics*, 9(6):187, 2007.
- [38] Miroslav Fiedler. Algebraic connectivity of graphs. *Czechoslovak Mathematical Journal*, 23(2):298–305, 1973.
- [39] Sanjeev Chauhan, Michelle Girvan, and Edward Ott. Spectral properties of networks with community structure. *Physical Review E*, 80:056114, 11 2009.
- [40] Filippo Radicchi and Alex Arenas. Abrupt transition in the structural formation of interconnected networks. *Nature Physics*, 9(11):717, 2013.
- [41] Louis M. Pecora and Thomas L. Carroll. Master stability functions for synchronized coupled systems. *Physical Review Letters*, 80:2109–2112, Mar 1998.
- [42] Federico Battiston, Vincenzo Nicosia, and Vito Latora. Structural measures for multiplex networks. *Physical Review E*, 89(3):032804, 2014.
- [43] Oriol Artime, Marco Grassia, Manlio De Domenico, James P Gleeson, Hernán A Makse, Giuseppe Mangioni, Matjaž Perc, and Filippo Radicchi. Robustness and resilience of complex networks. *Nature Reviews Physics*, 6(2):114–131, 2024.
- [44] Jianxi Gao, Sergey V. Buldyrev, H. Eugene Stanley, and Shlomo Havlin. Networks formed from interdependent networks. *Nature Physics*, 8(1):40, 2012.
- [45] Tiago A. Schieber, Laura Carpi, Albert Díaz-Guilera, Panos M. Pardalos, Cristina Masoller, and Martín G. Ravetti. Quantification of network structural dissimilarities. *Nature Communications*, 8(1):13928, 2017.
- [46] Arsham Ghavasieh and Manlio De Domenico. Enhancing transport properties in interconnected systems without altering their structure. *Physical Review Research*, 2:013155, 2020.
- [47] Romualdo Pastor-Satorras, Alexei Vázquez, and Alessandro Vespignani. Dynamical and correlation properties of the internet. *Physical Review Letters*, 87(25):258701, 2001.
- [48] Mark E. J. Newman. Assortative mixing in networks. *Physical Review Letters*, 89(20):208701, 2002.
- [49] A. Roxana Pamfil, Sam D. Howison, Renaud Lambiotte, and Mason A. Porter. Relating modularity maximization and stochastic block models in multilayer networks. *SIAM Journal on Mathematics of Data Science*, 1(4):667–698, 2019.
- [50] Vincenzo Nicosia and Vito Latora. Measuring and modeling correlations in multiplex networks. *Physical Review E*, 92(3):032805, 2015.
- [51] Haochen Wu, Ryan G. James, and Raissa M. D’Souza. Correlated structural evolution within multiplex networks. *Journal of Complex Networks*, 8(2):cnaa014, 2020.
- [52] Vincenzo Nicosia, Ginestra Bianconi, Vito Latora, and Marc Barthélemy. Growing multiplex networks. *Physical Review Letters*, 111:058701, 2013.
- [53] Ginestra Bianconi. Statistical mechanics of multiplex networks: entropy and overlap. *Physical Review E*, 87:062806, 2013.
- [54] Giulia Menichetti, Daniel Remondini, Pietro Panzarasa, Raúl J. Mondragón, and Ginestra Bianconi. Weighted multiplex networks. *PloS one*, 9(6):e97857, 2014.
- [55] Kyu-Min Lee, Jung Yeol Kim, Won-kuk Cho, Kwang-Il Goh, and I. M. Kim. Correlated multiplexity and connectivity of multiplex random networks. *New Journal of Physics*, 14(3):033027, 2012.
- [56] Jungeun Kim and Jae-Gil Lee. Community detection in multi-layer graphs: A survey. *ACM SIGMOD Record*, 44(3):37–48, 2015.
- [57] Matteo Magnani, Obaida Hanteer, Roberto Interdonato, Luca Rossi, and Andrea Tagarelli. Community detection in multiplex networks. *ACM Computing Surveys (CSUR)*, 54(3):1–35, 2021.
- [58] Xinyu Huang, Dongming Chen, Tao Ren, and Dongqi Wang. A survey of community detection methods in multilayer networks. *Data Mining and Knowledge Discovery*, 35:1–45, 2021.
- [59] Michele Berlingerio, Michele Coscia, and Fosca Gianotti. Finding and characterizing communities in multidimensional networks. In *2011 international conference on advances in social networks analysis and mining*, pages 490–494. IEEE, 2011.
- [60] Jungeun Kim, Jae-Gil Lee, and Sungsu Lim. Differential flattening: A novel framework for community detection in multi-layer graphs. *ACM Transactions on Intelligent Systems and Technology (TIST)*, 8(2):1–23, 2016.
- [61] Zhiping Zeng, Jianyong Wang, Lizhu Zhou, and George Karypis. Coherent closed quasi-clique discovery from large dense graph databases. In *Proceedings of the 12th ACM SIGKDD international conference on Knowledge discovery and data mining*, pages 797–802, 2006.
- [62] Michele Berlingerio, Fabio Pinelli, and Francesco Calabrese. Abacus: frequent pattern mining-based community discovery in multidimensional networks. *Data Mining and Knowledge Discovery*, 27:294–320, 2013.
- [63] Xiaowen Dong, Pascal Frossard, Pierre Vandergheynst, and Nikolai Nefedov. Clustering on multi-layer graphs via subspace analysis on grassmann manifolds. *IEEE*

- Transactions on signal processing*, 62(4):905–918, 2013.
- [64] Feiping Nie, Lai Tian, and Xuelong Li. Multiview clustering via adaptively weighted procrustes. In *Proceedings of the 24th ACM SIGKDD international conference on knowledge discovery & data mining*, pages 2022–2030, 2018.
 - [65] Laura Cantini, Enzo Medico, Santo Fortunato, and Michele Caselle. Detection of gene communities in multi-networks reveals cancer drivers. *Scientific reports*, 5(1):17386, 2015.
 - [66] Andrea Tagarelli, Alessia Amelio, and Francesco Gullo. Ensemble-based community detection in multilayer networks. *Data Mining and Knowledge Discovery*, 31:1506–1543, 2017.
 - [67] Edward W Forgy. Cluster analysis of multivariate data: efficiency versus interpretability of classifications. *Biometrics*, 21:768–769, 1965.
 - [68] J. B. MacQueen. Some methods for classification and analysis of multivariate observations. In L. M. Le Cam and J. Neyman, editors, *Proc. of the fifth Berkeley Symposium on Mathematical Statistics and Probability*, volume 1, pages 281–297, Berkeley, USA, 1967. University of California Press.
 - [69] Alexander Strehl and Joydeep Ghosh. Cluster ensembles — a knowledge reuse framework for combining multiple partitions. *J. Mach. Learn. Res.*, 3:583–617, March 2002.
 - [70] Peter J Mucha, Thomas Richardson, Kevin Macon, Mason A Porter, and Jukka-Pekka Onnela. Community structure in time-dependent, multiscale, and multiplex networks. *science*, 328(5980):876–878, 2010.
 - [71] Roberto Interdonato, Andrea Tagarelli, Dino Ienco, Arnaud Sallaberry, and Pascal Poncelet. Local community detection in multilayer networks. *Data Mining and Knowledge Discovery*, 31:1444–1479, 2017.
 - [72] Oualid Boutemine and Mohamed Bouguessa. Mining community structures in multidimensional networks. *ACM Transactions on Knowledge Discovery from Data (TKDD)*, 11(4):1–36, 2017.
 - [73] Nazanin Afsarmanesh Tehrani and Matteo Magnani. Partial and overlapping community detection in multiplex social networks. In *International conference on social informatics*, pages 15–28. Springer, 2018.
 - [74] Manlio De Domenico, Andrea Lancichinetti, Alex Arenas, and Martin Rosvall. Identifying modular flows on multilayer networks reveals highly overlapping organization in interconnected systems. *Physical Review X*, 5(1):011027, 2015.
 - [75] Zhana Kuncheva and Giovanni Montana. Community detection in multiplex networks using locally adaptive random walks. In *Proceedings of the 2015 IEEE/ACM International Conference on Advances in Social Networks Analysis and Mining 2015*, pages 1308–1315, 2015.
 - [76] Tiago P Peixoto. Inferring the mesoscale structure of layered, edge-valued, and time-varying networks. *Physical Review E*, 92(4):042807, 2015.
 - [77] Caterina De Bacco, Eleanor A Power, Daniel B Larremore, and Cristopher Moore. Community detection, link prediction, and layer interdependence in multilayer networks. *Physical Review E*, 95(4):042317, 2017.
 - [78] Darko Hric, Richard K Darst, and Santo Fortunato. Community detection in networks: Structural communities versus ground truth. *Physical Review E*, 90(6):062805, 2014.
 - [79] Leto Peel, Daniel B Larremore, and Aaron Clauset. The ground truth about metadata and community detection in networks. *Science advances*, 3(5):e1602548, 2017.
 - [80] Darko Hric, Tiago P Peixoto, and Santo Fortunato. Network structure, metadata, and the prediction of missing nodes and annotations. *Physical Review X*, 6(3):031038, 2016.
 - [81] MEJ Newman and Aaron Clauset. Structure and inference in annotated networks. *Nat. Commun.*, 7:11863, 2016.
 - [82] Yizhou Sun and Jiawei Han. Mining heterogeneous information networks: a structural analysis approach. *ACM SIGKDD explorations newsletter*, 14(2):20–28, 2013.
 - [83] Nikos E. Kouvaris, Shigefumi Hata, and Albert Díaz-Guilera. Pattern formation in multiplex networks. *Scientific Reports*, 5(1), 2015.
 - [84] Malbor Asllani, Daniel M. Busiello, Timoteo Carletti, Duccio Fanelli, and Gwendoline Planchon. Turing patterns in multiplex networks. *Physical Review E*, 90:042814, 2014.
 - [85] Clara Granell, Sergio Gómez, and Alex Arenas. Dynamical Interplay between Awareness and Epidemic Spreading in Multiplex Networks. *Phys. Rev. Lett.*, 111(12):128701, September 2013.
 - [86] Vincenzo Nicosia, Per Sebastian Skardal, Alex Arenas, and Vito Latora. Collective phenomena emerging from the interactions between dynamical processes in multiplex networks. *Physical Review Letters*, 118:138302, 2017.
 - [87] Johanne Hizanidis, Nikos E. Kouvaris, Gorka Zamora-López, Albert Díaz-Guilera, and Chris G. Antonopoulos. Chimera-like states in modular neural networks. *Scientific Reports*, 6(1), 2016.
 - [88] Maximilian Sadilek and Stefan Thurner. Physiologically motivated multiplex kuramoto model describes phase diagram of cortical activity. *Scientific Reports*, 5(1), 2015.
 - [89] I. Leyva, I. Sendiña-Nadal, R. Sevilla-Escoboza, V. P. Vera-Avila, P. Chholak, and S. Boccaletti. Relay synchronization in multiplex networks. *Scientific Reports*, 8(1), 2018.
 - [90] Aiwin T. Vadakkan and G. Ambika. Relay synchronization and control of dynamics in multiplex networks with unidirectional interlayer coupling. *Physica D: Nonlinear Phenomena*, 478:134715, 2025.
 - [91] Petter Holme and Jari Saramäki. Temporal networks. *Physics reports*, 519(3):97–125, 2012.
 - [92] Petter Holme. Modern temporal network theory: a colloquium. *The European Physical Journal B*, 88:1–30, 2015.
 - [93] Michele Starnini, Andrea Baronchelli, and Romualdo Pastor-Satorras. Effects of temporal correlations in social multiplex networks. *Scientific Reports*, 7(1):8597, August 2017. Publisher: Nature Publishing Group.
 - [94] Thilo Gross and Bernd Blasius. Adaptive coevolutionary networks: a review. *Journal of the Royal Society Interface*, 5(20):259–271, 2008.
 - [95] Ciro Cattuto, Wouter Van den Broeck, Alain Barrat, Vittoria Colizza, Jean-François Pinton, and Alessandro Vespignani. Dynamics of person-to-person interactions from distributed rfid sensor networks. *PloS one*, 5(7):e11596, 2010.

- [96] Naoki Masuda and Renaud Lambiotte. *A guide to temporal networks*. World Scientific, 2016.
- [97] Jari Saramäki and Esteban Moro. From seconds to months: an overview of multi-scale dynamics of mobile telephone calls. *The European Physical Journal B*, 88:1–10, 2015.
- [98] Lorenzo Isella, Juliette Stehlé, Alain Barrat, Ciro Cattuto, Jean-François Pinton, and Wouter Van den Broeck. What’s in a crowd? analysis of face-to-face behavioral networks. *Journal of theoretical biology*, 271(1):166–180, 2011.
- [99] Wouter Van den Broeck, Marco Quaggiotto, Lorenzo Isella, Alain Barrat, and Ciro Cattuto. The making of sixty-nine days of close encounters at the science gallery. *Leonardo*, 45(3):285–285, May 2012.
- [100] Gautier Krings, Márton Karsai, Sebastian Bernhardtsson, Vincent D Blondel, and Jari Saramäki. Effects of time window size and placement on the structure of an aggregated communication network. *EPJ Data Science*, 1:1–16, 2012.
- [101] Dan Braha and Yaneer Bar-Yam. From centrality to temporary fame: Dynamic centrality in complex networks. *Complexity*, 12(2):59–63, 2006.
- [102] Dan Braha and Yaneer Bar-Yam. Time-dependent complex networks: Dynamic centrality, dynamic motifs, and cycles of social interactions. In *Adaptive networks: Theory, models and applications*, pages 39–50. Springer, 2009.
- [103] David Kempe, Jon Kleinberg, and Amit Kumar. Connectivity and inference problems for temporal networks. In *Proceedings of the thirty-second annual ACM symposium on Theory of computing*, pages 504–513, 2000.
- [104] Petter Holme. Network reachability of real-world contact sequences. *Physical Review E—Statistical, Nonlinear, and Soft Matter Physics*, 71(4):046119, 2005.
- [105] Raj Kumar Pan and Jari Saramäki. Path lengths, correlations, and centrality in temporal networks. *Physical Review E*, 84(1):016105, 2011.
- [106] Juliette Stehlé, Alain Barrat, and Ginestra Bianconi. Dynamical and bursty interactions in social networks. *Physical Review E—Statistical, Nonlinear, and Soft Matter Physics*, 81(3):035101, 2010.
- [107] Albert-Laszlo Barabasi. The origin of bursts and heavy tails in human dynamics. *Nature*, 435(7039):207–211, 2005.
- [108] Márton Karsai, Hang-Hyun Jo, Kimmo Kaski, et al. *Bursty human dynamics*. Springer, 2018.
- [109] Petter Holme. Network reachability of real-world contact sequences. *Physical Review E*, 71(4):046119, April 2005. Publisher: American Physical Society.
- [110] Teruyoshi Kobayashi, Taro Takaguchi, and Alain Barrat. The structured backbone of temporal social ties. *Nature communications*, 10(1):220, 2019.
- [111] Lauri Kovanen, Kimmo Kaski, János Kertész, and Jari Saramäki. Temporal motifs reveal homophily, gender-specific patterns, and group talk in call sequences. *Proceedings of the National Academy of Sciences*, 110(45):18070–18075, 2013.
- [112] Edoardo Galimberti, Alain Barrat, Francesco Bonchi, Ciro Cattuto, and Francesco Gullo. Mining (maximal) span-cores from temporal networks. In *Proceedings of the 27th ACM international Conference on Information and Knowledge Management*, pages 107–116, 2018.
- [113] Nicola Pedreschi, Demian Battaglia, and Alain Barrat. The temporal rich club phenomenon. *Nature Physics*, 18(8):931–938, 2022.
- [114] Richard K Darst, Clara Granell, Alex Arenas, Sergio Gómez, Jari Saramäki, and Santo Fortunato. Detection of timescales in evolving complex systems. *Scientific reports*, 6(1):39713, 2016.
- [115] Naoki Masuda and Petter Holme. Detecting sequences of system states in temporal networks. *Scientific reports*, 9(1):1–11, 2019.
- [116] Lucas Lacasa, Jorge P Rodriguez, and Victor M Eguiluz. Correlations of network trajectories. *Physical Review Research*, 4(4):L042008, 2022.
- [117] Elsa Andres, Alain Barrat, and Márton Karsai. Detecting periodic time scales of changes in temporal networks. *Journal of Complex Networks*, 12(2):cnae004, 02 2024.
- [118] E. Valdano, L. Ferreri, C. Poletto, and V. Colizza. Analytical computation of the epidemic threshold on temporal networks. *Phys. Rev. X*, 5:021005, 2015.
- [119] Koya Sato, Mizuki Oka, Alain Barrat, and Ciro Cattuto. Predicting partially observed processes on temporal networks by dynamics-aware node embeddings (dyane). *EPJ Data Science*, 10(1):22, 2021.
- [120] Mikko Kivelä, Jordan Cambe, Jari Saramäki, and Márton Karsai. Mapping temporal-network percolation to weighted, static event graphs. *Scientific reports*, 8(1):1–9, 2018.
- [121] Arash Badie-Modiri, Abbas K Rizi, Márton Karsai, and Mikko Kivelä. Directed percolation in temporal networks. *Physical Review Research*, 4(2):L022047, 2022.
- [122] Palash Goyal and Emilio Ferrara. Graph embedding techniques, applications, and performance: A survey. *Knowledge-Based Systems*, 151:78–94, 2018.
- [123] Hongyun Cai, Vincent W Zheng, and Kevin Chen-Chuan Chang. A comprehensive survey of graph embedding: Problems, techniques, and applications. *IEEE transactions on knowledge and data engineering*, 30(9):1616–1637, 2018.
- [124] Chanon Thongprayoon, Lorenzo Livi, and Naoki Masuda. Embedding and trajectories of temporal networks. *IEEE Access*, 11:41426–41443, 2023.
- [125] Maddalena Torricelli, Márton Karsai, and Laetitia Gauvin. weg2vec: Event embedding for temporal networks. *Scientific reports*, 10(1):7164, 2020.
- [126] Lorenzo Dall’Amico, Alain Barrat, and Ciro Cattuto. An embedding-based distance for temporal graphs. *Nature Communications*, 15(1):9954, 2024.
- [127] Petter Holme and Fredrik Liljeros. Mechanistic models in computational social science. *Frontiers in Physics*, 3:78, 2015.
- [128] Laetitia Gauvin, Mathieu Génois, Márton Karsai, Mikko Kivelä, Taro Takaguchi, Eugenio Valdano, and Christian L Vestergaard. Randomized reference models for temporal networks. *SIAM Review*, 64(4):763–830, 2022.
- [129] N. Perra, B. Gonçalves, R. Pastor-Satorras, and A. Vespignani. Activity driven modeling of time varying networks. *Scientific Reports*, 2(1):469, June 2012. Publisher: Nature Publishing Group.
- [130] Michele Starnini and Romualdo Pastor-Satorras. Topological properties of a time-integrated activity-driven network. *Physical Review E*, 87(6):062807, June 2013. Publisher: American Physical Society.
- [131] Antoine Moinet, Michele Starnini, and Romualdo Pastor-Satorras. Burstiness and Aging in Social Tempo-

- ral Networks. *Physical Review Letters*, 114(10):108701, March 2015. Publisher: American Physical Society.
- [132] Naoki Masuda and Petter Holme. *Introduction to temporal network epidemiology*. Springer, 2017.
 - [133] Anna Machens, Francesco Gesualdo, Caterina Rizzo, Alberto E. Tozzi, Alain Barrat, and Ciro Cattuto. An infectious disease model on empirical networks of human contact: bridging the gap between dynamic network data and contact matrices. *BMC Infectious Diseases*, 13(1):1–18, 2013.
 - [134] Andreas Koher, Hartmut HK Lentz, James P Gleeson, and Philipp Hövel. Contact-based model for epidemic spreading on temporal networks. *Physical Review X*, 9(3):031017, 2019.
 - [135] Zoltán Toroczkai and Hasan Guclu. Proximity networks and epidemics. *Physica A: Statistical Mechanics and its Applications*, 378(1):68–75, 2007.
 - [136] Samuel Unicom, Gerardo Iñiguez, James P Gleeson, and Márton Karsai. Dynamics of cascades on burstiness-controlled temporal networks. *Nature communications*, 12(1):133, 2021.
 - [137] Elsa Andres, Romualdo Pastor-Satorras, Michele Starnini, and Márton Karsai. Competition between simple and complex contagion on temporal networks. *arXiv preprint arXiv:2410.22115*, 2024.
 - [138] Mingwu Li and Harry Dankowicz. Impact of temporal network structures on the speed of consensus formation in opinion dynamics. *Physica A: Statistical Mechanics and its Applications*, 523:1355–1370, 2019.
 - [139] Weiqi Chu and Mason A Porter. Non-markovian models of opinion dynamics on temporal networks. *SIAM Journal on Applied Dynamical Systems*, 22(3):2624–2647, 2023.
 - [140] Dibakar Ghosh, Mattia Frasca, Alessandro Rizzo, Soumen Majhi, Sarbendu Rakshit, Karin Alfaro-Bittner, and Stefano Boccaletti. The synchronized dynamics of time-varying networks. *Physics Reports*, 949:1–63, 2022.
 - [141] Mohamed Salama, Mohamed Ezzeldin, Wael El-Dakhakhni, and Michael Tait. Temporal networks: A review and opportunities for infrastructure simulation. *Sustainable and resilient infrastructure*, 7(1):40–55, 2022.
 - [142] Iacopo Iacopini, Giovanni Petri, Alain Barrat, and Vito Latora. Simplicial models of social contagion. *Nature Communications*, 10(1):2485, Jun 2019.
 - [143] de Arruda, Guilherme Ferraz, Giovanni Petri, and Yamir Moreno. Social contagion models on hypergraphs. *Phys. Rev. Research*, 2:023032, Apr 2020.
 - [144] Federico Battiston, Enrico Amico, Alain Barrat, Ginestra Bianconi, Guilherme Ferraz de Arruda, Benedetta Franceschiello, Iacopo Iacopini, Sonia Kéfi, Vito Latora, Yamir Moreno, Micah M. Murray, Tiago P. Peixoto, Francesco Vaccarino, and Giovanni Petri. The physics of higher-order interactions in complex systems. *Nature Physics*, 17(10):1093–1098, Oct 2021.
 - [145] Nicholas W Landry and Juan G Restrepo. The effect of heterogeneity on hypergraph contagion models. *Chaos*, 30(10):103117, 2020.
 - [146] Guillaume St-Onge, Iacopo Iacopini, Vito Latora, Alain Barrat, Giovanni Petri, Antoine Allard, and Laurent Hébert-Dufresne. Influential groups for seeding and sustaining nonlinear contagion in heterogeneous hypergraphs. *Communications Physics*, 5(1):25, January 2022.
 - [147] Guilherme Ferraz de Arruda, Giovanni Petri, Pablo Martin Rodriguez, and Yamir Moreno. Multistability, intermittency, and hybrid transitions in social contagion models on hypergraphs. *Nature Communications*, 14(1):1375, Mar 2023.
 - [148] István Z Kiss, Iacopo Iacopini, Péter L Simon, and Nicos Georgiou. Insights from exact social contagion dynamics on networks with higher-order structures. *Journal of Complex Networks*, 11(6):cnad044, 11 2023.
 - [149] Jürgen Jost and Raffaella Mulas. Hypergraph laplace operators for chemical reaction networks. *Advances in Mathematics*, 351:870–896, 2019.
 - [150] Pietro Traversa, Guilherme Ferraz de Arruda, Alexei Vazquez, and Yamir Moreno. Robustness and complexity of directed and weighted metabolic hypergraphs. *Entropy*, 25(11), 2023.
 - [151] Federico Battiston, Giulia Cencetti, Iacopo Iacopini, Vito Latora, Maxime Lucas, Alice Patania, Jean-Gabriel Young, and Giovanni Petri. Networks beyond pairwise interactions: Structure and dynamics. *Physics Reports*, 874:1–92, 2020.
 - [152] Guilherme Ferraz de Arruda, Alberto Aleta, and Yamir Moreno. Contagion dynamics on higher-order networks. *Nat. Rev. Phys.*, 6:468–482, August 2024.
 - [153] Romualdo Pastor-Satorras, Claudio Castellano, Piet Van Mieghem, and Alessandro Vespignani. Epidemic processes in complex networks. *Rev. Mod. Phys.*, 87:925–979, Aug 2015.
 - [154] Guilherme Ferraz de Arruda, Francisco A. Rodrigues, and Yamir Moreno. Fundamentals of spreading processes in single and multilayer complex networks. *Physics Reports*, 756:1–59, 2018. Fundamentals of spreading processes in single and multilayer complex networks.
 - [155] Per Sebastian Skardal, Sabina Adhikari, and Juan G. Restrepo. Multistability in coupled oscillator systems with higher-order interactions and community structure. *Chaos: An Interdisciplinary Journal of Nonlinear Science*, 33(2), 02 2023. 023140.
 - [156] S. Boccaletti, P. De Lellis, C.I. del Genio, K. Alfaro-Bittner, R. Criado, S. Jalan, and M. Romance. The structure and dynamics of networks with higher order interactions. *Physics Reports*, 1018:1–64, 2023.
 - [157] Leo Torres, Ann S. Blevins, Danielle Bassett, and Tina Eliassi-Rad. The why, how, and when of representations for complex systems. *SIAM Review*, 63(3):435–485, 2021.
 - [158] Michael T. Schaub, Austin R. Benson, Paul Horn, Gabor Lippner, and Ali Jadbabaie. Random walks on simplicial complexes and the normalized hodge 1-laplacian. *SIAM Review*, 62(2):353–391, 2020.
 - [159] Raffaella Mulas, Christian Kuehn, and Jürgen Jost. Coupled dynamics on hypergraphs: Master stability of steady states and synchronization. *Phys. Rev. E*, 101:062313, Jun 2020.
 - [160] Guilherme Ferraz de Arruda, Michele Tizzani, and Yamir Moreno. Phase transitions and stability of dynamical processes on hypergraphs. *Communications Physics*, 4(1):24, Feb 2021.
 - [161] Jean-Gabriel Young, Giovanni Petri, and Tiago P. Peixoto. Hypergraph reconstruction from network data. *Communications Physics*, 4(1):135, Jun 2021.
 - [162] Martina Contisciani, Federico Battiston, and Caterina

- De Bacco. Inference of hyperedges and overlapping communities in hypergraphs. *Nature Communications*, 13(1):7229, 11 2022.
- [163] Hanlin Sun, Filippo Radicchi, Jürgen Kurths, and Ginestra Bianconi. The dynamic nature of percolation on networks with triadic interactions. *Nature Communications*, 14(1):1308, Mar 2023.
- [164] Xin Chang, Chao-Ran Cai, Chong-Yang Wang, Xu-Sheng Liu, Ji-Qiang Zhang, Kang Jin, and Wen-Li Yang. Combined effect of simplicial complexes and interlayer interaction: An example of information-epidemic dynamics on multiplex networks. *Phys. Rev. Res.*, 5:013196, Mar 2023.
- [165] Junfeng Fan, Qian Yin, Chengyi Xia, and Matjaž Perc. Epidemics on multilayer simplicial complexes. *Proceedings of the Royal Society A: Mathematical, Physical and Engineering Sciences*, 478(2261):20220059, May 2022.
- [166] Zhiyong Hong, Huiyu Zhou, Zhishuang Wang, Qian Yin, and Jingang Liu. Coupled Propagation Dynamics of Information and Infectious Disease on Two-Layer Complex Networks with Simplices. *Mathematics*, 11(24):4904, January 2023.
- [167] Qingyi Sun, Zhishuang Wang, Dawei Zhao, Chengyi Xia, and Matjaž Perc. Diffusion of resources and their impact on epidemic spreading in multilayer networks with simplicial complexes. *Chaos, Solitons & Fractals*, 164:112734, November 2022.
- [168] Leonardo Di Gaetano, Federico Battiston, and Michele Starnini. Percolation and Topological Properties of Temporal Higher-Order Networks. *Physical Review Letters*, 132(3):037401, January 2024. Publisher: American Physical Society.
- [169] Iacopo Iacopini, Márton Karsai, and Alain Barrat. The temporal dynamics of group interactions in higher-order social networks. *Nat. Commun.*, 15(7391):1–11, August 2024.
- [170] Bryan Perozzi, Rami Al-Rfou, and Steven Skiena. Deepwalk: Online learning of social representations. In *Proceedings of the 20th ACM SIGKDD international conference on Knowledge discovery and data mining*, pages 701–710, 2014.
- [171] Aditya Grover and Jure Leskovec. node2vec: Scalable feature learning for networks. In *Proceedings of the 22nd ACM SIGKDD international conference on Knowledge discovery and data mining*, pages 855–864, 2016.
- [172] Tomas Mikolov. Efficient estimation of word representations in vector space. *arXiv preprint arXiv:1301.3781*, 3781, 2013.
- [173] Weiyi Liu, Pin-Yu Chen, Sailung Yeung, Toyotaro Suzumura, and Lingli Chen. Principled multilayer network embedding. In *2017 IEEE International Conference on Data Mining Workshops (ICDMW)*, pages 134–141. IEEE, 2017.
- [174] Will Hamilton, Zhitao Ying, and Jure Leskovec. Inductive representation learning on large graphs. *Advances in neural information processing systems*, 30, 2017.
- [175] Meng Qu, Jian Tang, Jingbo Shang, Xiang Ren, Ming Zhang, and Jiawei Han. An attention-based collaboration framework for multi-view network representation learning. In *Proceedings of the 2017 ACM on Conference on Information and Knowledge Management*, pages 1767–1776, 2017.
- [176] Yu Xie, Yuanqiao Zhang, Maoguo Gong, Zedong Tang, and Chao Han. Mgat: Multi-view graph attention networks. *Neural Networks*, 132:180–189, 2020.
- [177] Hongming Zhang, Liwei Qiu, Lingling Yi, and Yangqiu Song. Scalable multiplex network embedding. In *IJCAI*, volume 18, pages 3082–3088, 2018.
- [178] Ming-Han Feng, Chin-Chi Hsu, Cheng-Te Li, Mi-Yen Yeh, and Shou-De Lin. Marine: Multi-relational network embeddings with relational proximity and node attributes. In *The World Wide Web Conference*, pages 470–479, 2019.
- [179] Yukuo Cen, Xu Zou, Jianwei Zhang, Hongxia Yang, Jingren Zhou, and Jie Tang. Representation learning for attributed multiplex heterogeneous network. In *Proceedings of the 25th ACM SIGKDD international conference on knowledge discovery & data mining*, pages 1358–1368, 2019.
- [180] Luca Gallo, Vito Latora, and Alfredo Pulvirenti. Multiplexsage: A multiplex embedding algorithm for inter-layer link prediction. *IEEE Transactions on Neural Networks and Learning Systems*, 35(10):14075–14084, 2024.
- [181] Baoyu Jing, Chanyoung Park, and Hanghang Tong. Hdmi: High-order deep multiplex infomax. In *Proceedings of the web conference 2021*, pages 2414–2424, 2021.
- [182] Ercong Cai, Jin Huang, Bosong Huang, Shi Xu, and Jia Zhu. Grae: Graph recurrent autoencoder for multi-view graph clustering. In *Proceedings of the 2021 4th International Conference on Algorithms, Computing and Artificial Intelligence*, pages 1–9, 2021.
- [183] Guillermo García-Pérez, Antoine Allard, M Ángeles Serrano, and Marián Boguñá. Mercator: uncovering faithful hyperbolic embeddings of complex networks. *New Journal of Physics*, 21(12):123033, dec 2019.
- [184] Kaj-Kolja Kleineberg, Marián Boguñá, M. Ángeles Serrano, and Fragkiskos Papadopoulos. Hidden geometric correlations in real multiplex networks. *Nature Physics*, 12:1076–1081, 2016.
- [185] Marya Bazzi, Lucas G. S. Jeub, Alex Arenas, Sam D. Howison, and Mason A. Porter. A framework for the construction of generative models for mesoscale structure in multilayer networks. *Phys. Rev. Res.*, 2:023100, Apr 2020.
- [186] Shlomo Havlin, H. Eugene Stanley, Amir Bashan, Jianxi Gao, and Dror Y. Kenett. Percolation of interdependent network of networks. *Chaos, Solitons Fractals*, 72:4–19, March 2015.
- [187] Filippo Radicchi. Percolation in real interdependent networks. *Nat. Phys.*, 11:597–602, July 2015.
- [188] G. J. Baxter, S. N. Dorogovtsev, A. V. Goltsev, and J. F. F. Mendes. Avalanche Collapse of Interdependent Networks. *Phys. Rev. Lett.*, 109(24):248701, December 2012.
- [189] Dietrich Stauffer and Amnon Aharony. *Introduction to percolation theory*. Taylor & Francis, 2018.
- [190] Deokjae Lee, S Choi, M Stippinger, J Kertész, and B Kahng. Hybrid phase transition into an absorbing state: Percolation and avalanches. *Physical Review E*, 93(4):042109, 2016.
- [191] Hoyun Choi, YS Cho, Raissa D’Souza, János Kertész, and B Kahng. Unified framework for hybrid percolation transitions based on microscopic dynamics. *Chaos, Solitons & Fractals*, 184:114981, 2024.
- [192] I. Bonamassa, B. Gross, J. Kertész, and S. Havlin. Hybrid universality classes of systemic cascades. *Nat. Commun.*, 16(1415):1–10, February 2025.

- [193] I. Bonamassa, B. Gross, M. Laav, I. Volotsenko, A. Frydman, and S. Havlin. Interdependent superconducting networks. *Nat. Phys.*, 19:1163–1170, August 2023.
- [194] Guilherme Ferraz de Arruda, Francisco A. Rodrigues, and Yamir Moreno. Fundamentals of spreading processes in single and multilayer complex networks. *Phys. Rep.*, 756:1–59, October 2018.
- [195] Zhen Wang, Michael A. Andrews, Zhi-Xi Wu, Lin Wang, and Chris T. Bauch. Coupled disease–behavior dynamics on complex networks: A review. *Phys. Life Rev.*, 15:1–29, December 2015.
- [196] Ariadna Fosch, Alberto Aleta, and Yamir Moreno. Characterizing the role of human behavior in the effectiveness of contact-tracing applications. *Front. Public Health*, 11:1266989, November 2023.
- [197] Kaiyan Peng, Zheng Lu, Vanessa Lin, Michael R. Lindstrom, Christian Parkinson, Chuntian Wang, Andrea L. Bertozzi, and Mason A. Porter. A multilayer network model of the coevolution of the spread of a disease and competing opinions. *Mathematical Models and Methods in Applied Sciences*, 31(12):2455–2494, November 2021.
- [198] Marco Pangallo, Alberto Aleta, R. Maria del Rio-Chanona, Anton Pichler, David Martín-Corral, Matteo Chinazzi, François Lafond, Marco Ajelli, Esteban Moro, Yamir Moreno, Alessandro Vespignani, and J. Doyné Farmer. The unequal effects of the health–economy trade-off during the COVID-19 pandemic. *Nat. Hum. Behav.*, 8:264–275, February 2024.
- [199] Alberto Aleta, Guilherme Ferraz de Arruda, and Yamir Moreno. Data-driven contact structures: From homogeneous mixing to multilayer networks. *PLoS Comput. Biol.*, 16(7):e1008035, July 2020.
- [200] Joaquín Sanz, Cheng-Yi Xia, Sandro Meloni, and Yamir Moreno. Dynamics of Interacting Diseases. *Phys. Rev. X*, 4(4):041005, October 2014.
- [201] Paolo Bosetti, Piero Poletti, Massimo Stella, Bruno Lepri, Stefano Merler, and Manlio De Domenico. Heterogeneity in social and epidemiological factors determines the risk of measles outbreaks. *Proc. Natl. Acad. Sci. U.S.A.*, 117(48):30118–30125, December 2020.
- [202] Amy C. Kinsley, Gianluigi Rossi, Matthew J. Silk, and Kimberly VanderWaal. Multilayer and Multiplex Networks: An Introduction to Their Use in Veterinary Epidemiology. *Front. Vet. Sci.*, 7:517044, September 2020.
- [203] Xiangrong Wang, Alberto Aleta, Dan Lu, and Yamir Moreno. Directionality reduces the impact of epidemics in multilayer networks. *New J. Phys.*, 21(9):093026, September 2019.
- [204] Desislava Hristova, Mirco Musolesi, and Cecilia Mascolo. Keep your friends close and your facebook friends closer: A multiplex network approach to the analysis of offline and online social ties. In *Proceedings of the International AAAI Conference on Web and Social Media*, volume 8, pages 206–215, 2014.
- [205] Javier Ureña-Carrión, Sara Heydari, Talayeh Ale-davood, Jari Saramäki, and Mikko Kivelä. Multiplexity is temporal: effects of social times on network structure. *arXiv preprint arXiv:2407.05929*, 2024.
- [206] David Garcia, Adiya Abisheva, Simon Schweighofer, Uwe Serdült, and Frank Schweitzer. Ideological and temporal components of network polarization in online political participatory media. *Policy & Internet*, 7(1):46–79, 2015.
- [207] Mariluz Congosto Del Valle and Rubén Basagoiti Bravo. Echo chambers in parliamentary twitter networks: The catalan case. *International Journal of Communication*, 12:1715–1735, 2018.
- [208] Matteo Cinelli, Gianmarco De Francisci Morales, Alessandro Galeazzi, Walter Quattrociocchi, and Michele Starnini. The echo chamber effect on social media. *Proceedings of the National Academy of Sciences*, 118(9):e2023301118, 2021.
- [209] Antonio F Peralta, Pedro Ramaciotti, János Kertész, and Gerardo Iñiguez. Multidimensional political polarization in online social networks. *Physical Review Research*, 6(1):013170, 2024.
- [210] Michele Starnini, Andrea Baronchelli, and Romualdo Pastor-Satorras. Effects of temporal correlations in social multiplex networks. *Scientific reports*, 7(1):8597, 2017.
- [211] Szymon Talaga, Massimo Stella, Trevor James Swanson, and Andreia Sofia Teixeira. Polarization and multiscale structural balance in signed networks. *Communications Physics*, 6(1):349, 2023.
- [212] Miguel A González-Casado, Andreia Sofia Teixeira, and Angel Sánchez. Evidence of equilibrium dynamics in human social networks evolving in time. *Communications Physics*, 8(1):227, 2025.
- [213] Casey Randazzo, Sarah Shugars, Rachel M Acosta, and Marya Doerfel. The multilayer semantic network structure of community tensions. *Frontiers in Research Metrics and Analytics*, 9:1417990, 2024.
- [214] Davide Vega and Matteo Magnani. Foundations of temporal text networks. *Applied network science*, 3(1):25, 2018.
- [215] Gianluca Bonifazi, Francesco Cauteruccio, Enrico Corradini, Edoardo Giannelli, Michele Marchetti, Domenico Ursino, and Luca Virgili. A multilayer network-based framework for investigating the evolution and resilience of multimodal social networks. *Social Network Analysis and Mining*, 14(1):5, 2023.
- [216] Lorenzo Zino, Mengbin Ye, and Ming Cao. A two-layer model for coevolving opinion dynamics and collective decision-making in complex social systems. *Chaos: An Interdisciplinary Journal of Nonlinear Science*, 30(8):083107, August 2020.
- [217] R Amato, N E Kouvaris, M San Miguel, and A Díaz-Guilera. Opinion competition dynamics on multiplex networks. *New Journal of Physics*, 19(12):123019, December 2017.
- [218] Petter Holme and M. E. J. Newman. Nonequilibrium phase transition in the coevolution of networks and opinions. *Phys. Rev. E*, 74:056108, Nov 2006.
- [219] Marina Diakonova, Vincenzo Nicosia, Vito Latora, and Maxi San Miguel. Irreducibility of multilayer network dynamics: the case of the voter model. *New Journal of Physics*, 18(2):023010, January 2016. Publisher: IOP Publishing.
- [220] Peter Klimek, Marina Diakonova, Víctor M Eguíluz, Maxi San Miguel, and Stefan Thurner. Dynamical origins of the community structure of an online multi-layer society. *New journal of Physics*, 18(8):083045, 2016.
- [221] R. M. del Rio-Chanona, Y. Korniyenko, M. Patnam, and M. A. Porter. The multiplex nature of global financial contagions. *Applied Network Science*, 5:1–23, 2020.
- [222] M. Bardoscia, G. Bianconi, and G. Ferrara. Multiplex network analysis of the uk over-the-counter derivatives

- market. *International Journal of Finance & Economics*, 24(4):1520–1544, 2019.
- [223] J. V. L. D. Jeude, T. Aste, and G. Caldarelli. The multilayer structure of corporate networks. *New Journal of Physics*, 21(2):025002, 2019.
- [224] L. G. Alves, G. Mangioni, I. Cingolani, F. A. Rodrigues, P. Panzarasa, and Y. Moreno. The nested structural organization of the worldwide trade multi-layer network. *Scientific Reports*, 9(1):2866, 2019.
- [225] J. B. Glattfelder. *Decoding complexity: uncovering patterns in economic networks*. Springer, Heidelberg, 2013.
- [226] S. Battiston, M. Puliga, R. Kaushik, P. Tasca, and G. Caldarelli. Debtrank: Too central to fail? financial networks, the fed and systemic risk. *Scientific Reports*, 2(1):1–6, 2012.
- [227] F. Caccioli, M. Shrestha, C. Moore, and J. D. Farmer. Stability analysis of financial contagion due to overlapping portfolios. *Journal of Banking & Finance*, 46:233–245, 2014.
- [228] M. Gomez, S. Garcia, S. Rajtmajer, C. Grady, and A. Mejia. Fragility of a multilayer network of intranational supply chains. *Applied Network Science*, 5:1–21, 2020.
- [229] Jianxi Gao, Sergey V. Buldyrev, H. Eugene Stanley, and Shlomo Havlin. Networks formed from interdependent networks. *Nat. Phys.*, 8:40–48, January 2012.
- [230] Dongli Duan, Changchun Lv, Shubin Si, Zhen Wang, Daqing Li, Jianxi Gao, Shlomo Havlin, H. Eugene Stanley, and Stefano Boccaletti. Universal behavior of cascading failures in interdependent networks. *Proc. Natl. Acad. Sci. U.S.A.*, 116(45):22452–22457, November 2019.
- [231] Oriol Artime, Marco Grassia, Manlio De Domenico, James P. Gleeson, Hernán A. Makse, Giuseppe Mangioni, Matjaž Perc, and Filippo Radicchi. Robustness and resilience of complex networks. *Nat. Rev. Phys.*, 6:114–131, February 2024.
- [232] Charles D. Brummitt, Raissa M. D’Souza, and E. A. Leicht. Suppressing cascades of load in interdependent networks. *Proc. Natl. Acad. Sci. U.S.A.*, 109(12):E680–E689, March 2012.
- [233] Oriol Artime and Manlio De Domenico. Abrupt transition due to non-local cascade propagation in multiplex systems. *New J. Phys.*, 22(9):093035, September 2020.
- [234] Saulo D. S. Reis, Yanqing Hu, Andrés Babino, S. Andrade José, Jr., Santiago Canals, Mariano Sigman, and Hernán A. Makse. Avoiding catastrophic failure in correlated networks of networks. *Nat. Phys.*, 10:762–767, October 2014.
- [235] Vito Latora and Massimo Marchiori. Vulnerability and protection of infrastructure networks. *Phys. Rev. E*, 71(1):015103, January 2005.
- [236] Michael M. Danziger and Albert-László Barabási. Recovery coupling in multilayer networks. *Nat. Commun.*, 13(955):1–8, February 2022.
- [237] Laura Alessandretti, Luis Guillermo Natera Orozco, Meead Saberi, Michael Szell, and Federico Battiston. Multimodal urban mobility and multilayer transport networks. *Environment and Planning B: Urban Analytics and City Science*, 50(8):2038–2070, July 2022.
- [238] Alessio Cardillo, Massimiliano Zanin, Jesús Gómez-Gardeñes, Miguel Romance, Alejandro J. García del Amo, and Stefano Boccaletti. Modeling the multi-layer nature of the European Air Transport Network: Resilience and passengers re-scheduling under random failures. *Eur. Phys. J. Spec. Top.*, 215(1):23–33, January 2013.
- [239] Alberto Aleta, Sandro Meloni, and Yamir Moreno. A Multilayer perspective for the analysis of urban transportation systems. *Sci. Rep.*, 7(44359):1–9, March 2017.
- [240] Luis Guillermo Natera Orozco, Federico Battiston, Gerardo Iñiguez, and Michael Szell. Extracting the Multimodal Fingerprint of Urban Transportation Networks. *Findings*, jun 9 2020.
- [241] Riccardo Gallotti and Marc Barthelemy. Anatomy and efficiency of urban multimodal mobility. *Sci. Rep.*, 4(6911):1–9, November 2014.
- [242] Riccardo Gallotti and Marc Barthelemy. The multilayer temporal network of public transport in Great Britain. *Sci. Data*, 2(140056):1–8, January 2015.
- [243] Riccardo Gallotti, Mason A. Porter, and Marc Barthelemy. Lost in transportation: Information measures and cognitive limits in multilayer navigation. *Sci. Adv.*, 2(2), February 2016.
- [244] Wen-Bo Du, Xing-Lian Zhou, Marko Jusup, and Zhen Wang. Physics of transportation: Towards optimal capacity using the multilayer network framework. *Sci. Rep.*, 6(19059):1–8, January 2016.
- [245] Aniello Lampo, Javier Borge-Holthoefer, Sergio Gómez, and Albert Solé-Ribalta. Multiple abrupt phase transitions in urban transport congestion. *Phys. Rev. Res.*, 3(1):013267, March 2021.
- [246] Emanuele Strano, Saray Shai, Simon Dobson, and Marc Barthelemy. Multiplex networks in metropolitan areas: generic features and local effects. *J. R. Soc. Interface*, 12(111), October 2015.
- [247] Riccardo Gallotti, Giulia Bertagnolli, and Manlio De Domenico. Unraveling the hidden organisation of urban systems and their mobility flows. *EPJ Data Sci.*, 10(1):1–17, December 2021.
- [248] Jason M. Tylianakis and Rebecca J. Morris. Ecological Networks Across Environmental Gradients. *Annu. Rev. Ecol. Evol. Syst.*, 48:25–48, November 2017.
- [249] David García-Callejas, Roberto Molowny-Horas, and Miguel B. Araújo. Multiple interactions networks: towards more realistic descriptions of the web of life. *Oikos*, 127(1):5–22, January 2018.
- [250] Matthew C. Hutchinson, Bernat Bramon Mora, Shai Pilosof, Allison K. Barner, Sonia Kéfi, Elisa Thébault, Pedro Jordano, and Daniel B. Stouffer. Seeing the forest for the trees: Putting multilayer networks to work for community ecology. *Funct. Ecol.*, 33(2):206–217, February 2019.
- [251] Kelly R. Finn, Matthew J. Silk, Mason A. Porter, and Noa Pinter-Wollman. The use of multilayer network analysis in animal behaviour. *Anim. Behav.*, 149:7–22, March 2019.
- [252] José M. Costa, Jaime A. Ramos, Sérgio Timóteo, Luís P. da Silva, Ricardo S. Ceia, and Ruben H. Heleno. Species temporal persistence promotes the stability of fruit–frugivore interactions across a 5-year multilayer network. *J. Ecol.*, 108(5):1888–1898, September 2020.
- [253] Sandra Hervías-Parejo, Pau Colom, Rafel Beltran Mas, Pau E. Serra, Sam Pons, Vanessa Mesquida, and Anna Traveset. Spatio-temporal variation in plant–pollinator interactions: a multilayer network approach. *Oikos*, 2023(8):e09818, August 2023.
- [254] Sérgio Timóteo, Marta Correia, Susana Rodríguez-

- Echeverría, Helena Freitas, and Ruben Heleno. Multilayer networks reveal the spatial structure of seed-dispersal interactions across the Great Rift landscapes. *Nat. Commun.*, 9(140):1–11, January 2018.
- [255] Christiane M. Genrich, Marco A. R. Mello, Fernando A. O. Silveira, Judith L. Bronstein, and Adriano P. Paglia. Duality of interaction outcomes in a plant–frugivore multilayer network. *Oikos*, 126(3):361–368, March 2017.
- [256] Marco A. R. Mello, Gabriel M. Felix, Rafael B. P. Pinheiro, Renata L. Muylaert, Cullen Geiselman, Sharlene E. Santana, Marco Tschapka, Nastaran Lotfi, Francisco A. Rodrigues, and Richard D. Stevens. Insights into the assembly rules of a continent-wide multilayer network. *Nat. Ecol. Evol.*, 3:1525–1532, November 2019.
- [257] S. Hervías-Parejo, C. Tur, R. Heleno, M. Nogales, S. Timóteo, and A. Traveset. Species functional traits and abundance as drivers of multiplex ecological networks: first empirical quantification of inter-layer edge weights. *Proc. R. Soc. B.*, 287(1939), November 2020.
- [258] Sandra Hervías-Parejo, Mar Cuevas-Blanco, Lucas Lacasa, Anna Traveset, Isabel Donoso, Ruben Heleno, Manuel Nogales, Susana Rodríguez-Echeverría, Carlos J. Melián, and Victor M. Eguíluz. On the structure of species-function participation in multilayer ecological networks. *Nat. Commun.*, 15(8910):1–16, October 2024.
- [259] Alejandro Tejedor, Anthony Longjas, Paola Passalacqua, Yamir Moreno, and Efi Foufoula-Georgiou. Multiplex Networks: A Framework for Studying Multiprocess Multiscale Connectivity Via Coupled-Network Theory With an Application to River Deltas. *Geophys. Res. Lett.*, 45(18):9681–9689, September 2018.
- [260] David Moreno-Mateos, Antton Alberdi, Elly Morriën, Wim H. van der Putten, Asun Rodríguez-Uña, and Daniel Montoya. The long-term restoration of ecosystem complexity. *Nat. Ecol. Evol.*, 4:676–685, May 2020.
- [261] Sebastian Seibold, Marc W. Cadotte, J. Scott MacIvor, Simon Thorn, and Jörg Müller. The Necessity of Multitrophic Approaches in Community Ecology. *Trends Ecol. Evol.*, 33(10):754–764, October 2018.
- [262] José L. Garrido, Julio M. Alcántara, Álvaro López-García, Carmen V. Ozuna, Antonio J. Perea, Jorge Prieto, Ana Rincón, and Concepción Azcón-Aguilar. The structure and ecological function of the interactions between plants and arbuscular mycorrhizal fungi through multilayer networks. *Funct. Ecol.*, 37(8):2217–2230, August 2023.
- [263] Santo Fortunato, Carl T Bergstrom, Katy Börner, James A Evans, Dirk Helbing, Staša Milojević, Alexander M Petersen, Filippo Radicchi, Roberta Sinatra, Brian Uzzi, et al. Science of science. *Science*, 359(6379):eaao0185, 2018.
- [264] Dashun Wang and Albert-László Barabási. *The science of science*. Cambridge University Press, 2021.
- [265] Derek J De Solla Price. *Little science, big science*. Columbia university press, 1963.
- [266] Giulia Menichetti, Daniel Remondini, Pietro Panzarasa, Raúl J Mondragón, and Ginestra Bianconi. Weighted multiplex networks. *PloS one*, 9(6):e97857, 2014.
- [267] Federico Battiston, Jacopo Iacovacci, Vincenzo Nicosia, Ginestra Bianconi, and Vito Latora. Emergence of multiplex communities in collaboration networks. *PloS one*, 11(1):e0147451, 2016.
- [268] Christian Zingg, Vahan Nanumyan, and Frank Schweitzer. Citations driven by social connections? a multi-layer representation of coauthorship networks. *Quantitative Science Studies*, 1(4):1493–1509, 2020.
- [269] Vahan Nanumyan, Christoph Gote, and Frank Schweitzer. Multilayer network approach to modeling authorship influence on citation dynamics in physics journals. *Physical Review E*, 102(3):032303, 2020.
- [270] Marta Tuninetti, Alberto Aleta, Daniela Paolotti, Yamir Moreno, and Michele Starnini. Prediction of new scientific collaborations through multiplex networks. *EPJ data science*, 10(1):25, 2021.
- [271] Manisha Pujari and Rushed Kanawati. Link prediction in multiplex networks. *Networks and Heterogeneous Media*, 10(1):17–35, 2015.
- [272] Jorge E Hirsch. An index to quantify an individual’s scientific research output. *Proceedings of the National academy of Sciences*, 102(46):16569–16572, 2005.
- [273] Dinesh Pradhan, Partha Sarathi Paul, Umesh Maheswari, Subrata Nandi, and Tanmoy Chakraborty. C 3-index: a pagerank based multi-faceted metric for authors’ performance measurement. *Scientometrics*, 110(1):253–273, 2017.
- [274] Elisa Omodei, Manlio De Domenico, and Alex Arenas. Evaluating the impact of interdisciplinary research: A multilayer network approach. *Network Science*, 5(2):235–246, 2017.
- [275] Kyle Higham, Martina Contisciani, and Caterina De Bacco. Multilayer patent citation networks: A comprehensive analytical framework for studying explicit technological relationships. *Technological forecasting and social change*, 179:121628, 2022.
- [276] Josef Ludescher, Maria Martin, Niklas Boers, Armin Bunde, Catrin Ciemer, Jingfang Fan, Shlomo Havlin, Marlene Kretschmer, Jürgen Kurths, Jakob Runge, et al. Network-based forecasting of climate phenomena. *Proceedings of the National Academy of Sciences*, 118(47):e1922872118, 2021.
- [277] Jonathan F Donges, Hanna CH Schultz, Norbert Marwan, Yong Zou, and Jürgen Kurths. Investigating the topology of interacting networks: Theory and application to coupled climate subnetworks. *The European Physical Journal B*, 84:635–651, 2011.
- [278] Nathan S Debortoli, Jesse S Sayles, Dylan G Clark, and James D Ford. A systems network approach for climate change vulnerability assessment. *Environmental Research Letters*, 13(10):104019, 2018.
- [279] Asjad Naqvi and Irene Monasterolo. Assessing the cascading impacts of natural disasters in a multilayer behavioral network framework. *Scientific reports*, 11(1):20146, 2021.
- [280] Yongwen Zhang, Jingfang Fan, Xiaosong Chen, Yosef Ashkenazy, and Shlomo Havlin. Significant impact of rossby waves on air pollution detected by network analysis. *Geophysical Research Letters*, 46(21):12476–12485, 2019.
- [281] N Ying, D Zhou, ZG Han, QH Chen, Q Ye, and ZG Xue. Rossby waves detection in the co2 and temperature multilayer climate network. *Geophysical Research Letters*, 47(2):e2019GL086507, 2020.
- [282] Na Ying, Weiping Wang, Jingfang Fan, Dong Zhou, Zhangang Han, Qinghua Chen, Qian Ye, and Zhigang Xue. Climate network approach reveals the modes of co2 concentration to surface air temperature. *Chaos: An*

- Interdisciplinary Journal of Nonlinear Science*, 31(3), 2021.
- [283] Albert-László Barabási, Natali Gulbahce, and Joseph Loscalzo. Network medicine: a network-based approach to human disease. *Nature reviews genetics*, 12(1):56–68, 2011.
 - [284] Aparna Rai, Priodyuti Pradhan, Jyothi Nagraj, K Lohitesh, Rajdeep Chowdhury, and Sarika Jalan. Understanding cancer complexome using networks, spectral graph theory and multilayer framework. *Scientific reports*, 7(1):41676, 2017.
 - [285] Liang Yu, Yayong Shi, Quan Zou, Shuhang Wang, Liping Zheng, and Lin Gao. Exploring drug treatment patterns based on the action of drug and multilayer network model. *International Journal of Molecular Sciences*, 21(14):5014, 2020.
 - [286] Bihai Zhao, Sai Hu, Xueyong Li, Fan Zhang, Qinglong Tian, and Wenyin Ni. An efficient method for protein function annotation based on multilayer protein networks. *Human genomics*, 10:1–15, 2016.
 - [287] Giuseppe Mangioni, Giuseppe Jurman, and Manlio De Domenico. Multilayer flows in molecular networks identify biological modules in the human proteome. *IEEE Transactions on Network Science and Engineering*, 7(1):411–420, 2018.
 - [288] Zaynab Hammoud and Frank Kramer. Multilayer networks: aspects, implementations, and application in biomedicine. *Big Data Analytics*, 5(1):2, 2020.
 - [289] Andrea Lancichinetti and Santo Fortunato. Consensus clustering in complex networks. *Sci. Rep.*, 2:336, 2012.
 - [290] Laura Cantini, Enzo Medico, Santo Fortunato, and Michele Caselle. Detection of gene communities in multi-networks reveals cancer drivers. *Scientific reports*, 5(1):17386, 2015.
 - [291] Xueming Liu, Enrico Maiorino, Arda Halu, Kimberly Glass, Rashmi B Prasad, Joseph Loscalzo, Jianxi Gao, and Amitabh Sharma. Robustness and lethality in multilayer biological molecular networks. *Nature communications*, 11(1):6043, 2020.
 - [292] David F Klosik, Anne Grimbs, Stefan Bornholdt, and Marc-Thorsten Hütt. The interdependent network of gene regulation and metabolism is robust where it needs to be. *Nature communications*, 8(1):534, 2017.
 - [293] Camilo Ruiz, Marinka Zitnik, and Jure Leskovec. Identification of disease treatment mechanisms through the multiscale interactome. *Nature communications*, 12(1):1796, 2021.
 - [294] Antoine Bodein, Marie-Pier Scott-Boyer, Olivier Perin, Kim-Anh Lê Cao, and Arnaud Droit. Interpretation of network-based integration from multi-omics longitudinal data. *Nucleic acids research*, 50(5):e27–e27, 2022.
 - [295] Francis E Agamah, Thomas HA Ederveen, Michelle Skelton, Darren P Martin, Emile R Chimusa, and Peter AC 't Hoen. Network-based integrative multi-omics approach reveals biosignatures specific to covid-19 disease phases. *Frontiers in Molecular Biosciences*, 11:1393240, 2024.
 - [296] Remi Trimbou, Ina Maria Deutschmann, and Laura Cantini. Molecular mechanisms reconstruction from single-cell multi-omics data with hummus. *Bioinformatics*, 40(5):btac143, 2024.
 - [297] Liang Cheng, Jie Li, Peng Ju, Jiajie Peng, and Yadong Wang. Semfunsim: a new method for measuring disease similarity by integrating semantic and gene functional association. *PloS one*, 9(6):e99415, 2014.
 - [298] Peter Klimek, Silke Aichberger, and Stefan Thurner. Disentangling genetic and environmental risk factors for individual diseases from multiplex comorbidity networks. *Scientific reports*, 6(1):39658, 2016.
 - [299] Arda Halu, Manlio De Domenico, Alex Arenas, and Amitabh Sharma. The multiplex network of human diseases. *NPJ systems biology and applications*, 5(1):15, 2019.
 - [300] Manlio De Domenico, Andrea Lancichinetti, Alex Arenas, and Martin Rosvall. Identifying modular flows on multilayer networks reveals highly overlapping organization in interconnected systems. *Physical Review X*, 5(1):011027, 2015.
 - [301] Nina Verstraete, Giuseppe Jurman, Giulia Bertagnolli, Arsham Ghavasieh, Vera Pancaldi, and Manlio De Domenico. Covmulnet19, integrating proteins, diseases, drugs, and symptoms: a network medicine approach to covid-19. *Network and systems medicine*, 3(1):130–141, 2020.
 - [302] Marinka Zitnik and Jure Leskovec. Predicting multicellular function through multi-layer tissue networks. *Bioinformatics*, 33(14):i190–i198, 2017.
 - [303] Surabhi Jagtap, Aurélie Pirayre, Frédérique Bidard, Laurent Duval, and Fragkiskos D. Malliaros. Brannenet: embedding multilayer networks for omics data integration. *BMC Bioinformatics*, 23(1):429, 2022.
 - [304] Danielle S Bassett and Olaf Sporns. Network neuroscience. *Nature Neuroscience*, 20(3):353–364, 2017.
 - [305] Dániel L Barabási, Ginestra Bianconi, Ed Bullmore, Mark Burgess, SueYeon Chung, Tina Eliassi-Rad, Dileep George, István A Kovács, Hernán Makse, Thomas E Nichols, et al. Neuroscience needs network science. *Journal of Neuroscience*, 43(34):5989–5995, 2023.
 - [306] Ed Bullmore and Olaf Sporns. Complex brain networks: graph theoretical analysis of structural and functional systems. *Nature Reviews Neuroscience*, 10(3):186–198, 2009.
 - [307] Vincenzo Nicosia, Miguel Valencia, Mario Chavez, Albert Diaz-Guilera, and Vito Latora. Remote synchronization reveals network symmetries and functional modules. *Phys. Rev. Lett.*, 110:174102, Apr 2013.
 - [308] Manlio De Domenico. Multilayer modeling and analysis of human brain networks. *GigaScience*, 6(5), 2017.
 - [309] Richard F Betzel and Danielle S Bassett. Multi-scale brain networks. *NeuroImage*, 160:73–83, 2017.
 - [310] Michele Vaiana and Sarah F Muldoon. Multilayer brain networks. *Journal of Nonlinear Science*, 30(5):2147–2169, 2020.
 - [311] Olaf Sporns, Joshua Faskowitz, Andreia Sofia Teixeira, Sarah A Cutts, and Richard F Betzel. Dynamic expression of brain functional systems disclosed by fine-scale analysis of edge time series. *Network Neuroscience*, 5(2):405–433, 2021.
 - [312] James D Wilson, Veera Baladandayuthapani, Yuxiao Gao, R Cameron Craddock, John Palowitch, Shankar Bhamidi, Barbara Franke, Daniel Geisler, Joshua M Carlson, Moritz Schimelpfening, et al. Analysis of population functional connectivity data via multilayer network embeddings. *Network Science*, 8(3):435–458, 2020.
 - [313] Tiago Simas, Mario Chavez, Pablo R. Rodriguez, and Albert Diaz-Guilera. An algebraic topological method for multimodal brain networks comparisons. *Frontiers*

- in *Psychology*, 6, July 2015.
- [314] Kanad Mandke, Jil Meier, Matthew J Brookes, Reuben D O’Dea, Piet Van Mieghem, Cornelis J Stam, Arjan Hillebrand, and Prejaas Tewarie. Comparing multilayer brain networks between groups: Introducing graph metrics and recommendations. *NeuroImage*, 166:371–384, 2018.
 - [315] Danielle S Bassett and Marcelo G Mattar. A network neuroscience of human learning: potential to inform quantitative theories of brain and behavior. *Trends in Cognitive Sciences*, 21(4):250–264, 2017.
 - [316] Richard F Betzel, Maya A Bertolero, Evan M Gordon, Caterina Gratton, Nico UF Dosenbach, and Danielle S Bassett. The community structure of functional brain networks exhibits scale-specific patterns of inter-and intra-subject variability. *NeuroImage*, 202:115990, 2019.
 - [317] Cornelis J Stam. Modern network science of neurological disorders. *Nature Reviews Neuroscience*, 15(10):683–695, 2014.
 - [318] Haily Merritt, Joshua Faskowitz, Marlen Z Gonzalez, and Richard F Betzel. Stability and variation of brain-behavior correlation patterns across measures of social support. *Imaging Neuroscience*, 2:1–18, 2024.
 - [319] Andrea I Luppi, Pedro AM Mediano, Fernando E Rosas, Negin Holland, Tim D Fryer, John T O’Brien, James B Rowe, David K Menon, Daniel Bor, and Emmanuel A Stamatakis. A synergistic core for human brain evolution and cognition. *Nature neuroscience*, 25(6):771–782, 2022.
 - [320] Andrea Santoro, Federico Battiston, Max Lucas, Giovanni Petri, and Enrico Amico. Higher-order connectomics of human brain function reveals local topological signatures of task decoding, individual identification, and behavior. *Nature Communications*, 15(1):10244, 2024.
 - [321] Tiago P. Peixoto. The Netzschleuder network catalogue and repository, 2020.
 - [322] Ryan A. Rossi and Nesreen K. Ahmed. The network data repository with interactive graph analytics and visualization. In *AAAI*, 2015.
 - [323] Jérôme Kunegis. KONECT – The Koblenz Network Collection. In *Proc. Int. Conf. on World Wide Web Companion*, pages 1343–1350, 2013.
 - [324] ICON. [Online; accessed 5. Aug. 2025].
 - [325] Jure Leskovec and Andrej Krevl. SNAP Datasets: Stanford large network dataset collection. <http://snap.stanford.edu/data>, June 2014.
 - [326] Christopher L. DuBois. UCI network data repository, 2008.
 - [327] Giulio Rossetti. DyNetx: dynamic network analysis library, 2020.
 - [328] Joshua Pickard, Can Chen, Rahmy Salman, Cooper Stansbury, Sion Kim, Amit Surana, Anthony Bloch, and Indika Rajapakse. HAT: Hypergraph analysis toolbox. *PLoS Comput. Biol.*, 19(6):e1011190, June 2023.
 - [329] Tiago P. Peixoto. The graph-tool python library. *figshare*, 2014.
 - [330] Quintino Francesco Lotito, Martina Contisciani, Caterina De Bacco, Leonardo Di Gaetano, Luca Gallo, Alberto Montresor, Federico Musciotto, Nicolò Ruggeri, and Federico Battiston. Hypergraphx: a library for higher-order network analysis. *Journal of Complex Networks*, 11(3), 05 2023. cnad019.
 - [331] Brenda Praggastis, Sinan Aksoy, Dustin Arendt, Mark Bonicillo, Cliff Joslyn, Emilie Purvine, Madelyn Shapiro, and Ji Young Yun. HyperNetX: A Python package for modeling complex network data as hypergraphs. *Journal of Open Source Software*, 9(95):6016, March 2024.
 - [332] Gábor Csárdi and Tamás Nepusz. The igraph software package for complex network research. *InterJournal, Complex Systems*:1695, 2006.
 - [333] Claudio Moroni and Pietro Monticone. Multilayer-graphs.jl, 2022.
 - [334] Matteo Magnani, Luca Rossi, and Davide Vega. Analysis of multiplex social networks with r. *Journal of Statistical Software*, 98(8):1–30, 2021.
 - [335] Aric A. Hagberg, Daniel A. Schult, and Pieter J. Swart. Exploring network structure, dynamics, and function using networkx. In Gaël Varoquaux, Travis Vaught, and Jarrod Millman, editors, *Proceedings of the 7th Python in Science Conference*, pages 11 – 15, Pasadena, CA USA, 2008.
 - [336] Giulio Rossetti, Letizia Milli, Salvatore Rinzivillo, Alina Sirbu, Dino Pedreschi, and Fosca Giannotti. NDlib: a python library to model and analyze diffusion processes over complex networks. *Int. J. Data Sci. Anal.*, 5(1):61–79, February 2018.
 - [337] Jürgen Hackl, Ingo Scholtes, Luka V. Petrović, Vincenzo Perri, Luca Verginer, and Christoph Gote. Analysis and Visualisation of Time Series Data on Networks with Pathpy. In *ACM Conferences*, pages 530–532. Association for Computing Machinery, New York, NY, USA, April 2021.
 - [338] Tarmo Nurmi, Arash Badie-Modiri, Corinna Coupette, and Mikko Kivelä. pymnet: A Python Library for Multilayer Networks. *Journal of Open Source Software*, 9(99):6930, July 2024.
 - [339] Jonathan F. Donges, Jobst Heitzig, Boyan Beronov, Marc Wiedermann, Jakob Runge, Qing Yi Feng, Liubov Tupikina, Veronika Stolbova, Reik V. Donner, Norbert Marwan, Henk A. Dijkstra, and Jürgen Kurths. Unified functional network and nonlinear time series analysis for complex systems science: The pyunicorn package. *Chaos*, 25(11):113101, November 2015.
 - [340] Arash Badie-Modiri and Mikko Kivelä. Reticula: A temporal network and hypergraph analysis software package. *SoftwareX*, 21:101301, 2023.
 - [341] Carmine Spagnuolo, Gennaro Cordasco, Przemysław Szufel, Paweł Prałat, Vittorio Scarano, Bogumił Kamiński, and Alessia Antelmi. Analyzing, Exploring, and Visualizing Complex Networks via Hypergraphs using SimpleHypergraphs.jl. *Internet Mathematics*, 1(1), March 2020.
 - [342] Matthieu Latapy, Tiphaine Viard, and Clémence Magnien. Stream graphs and link streams for the modeling of interactions over time. *Soc. Netw. Anal. Min.*, 8(1):1–29, December 2018.
 - [343] Benjamin Maier and Frank Schlosser. TACOMA. [Online; accessed 5. Aug. 2025].
 - [344] Lutz Oettershagen and Petra Mutzel. TGLib: An Open-Source Library for Temporal Graph Analysis. In *2022 IEEE International Conference on Data Mining Workshops (ICDMW)*. IEEE, 2022.
 - [345] Cazabet Remy and Tom Jorquera. tnetwork - temporal networks library.
 - [346] Nicholas W. Landry, Maxime Lucas, Iacopo Iacopini, Giovanni Petri, Alice Schwarze, Alice Patania, and Leo

- Torres. XGI: A Python package for higher-order interaction networks. *Journal of Open Source Software*, 8(85):5162, May 2023.
- [347] Paul Shannon, Andrew Markiel, Owen Ozier, Nitin S Baliga, Jonathan T Wang, Daniel Ramage, Nada Amin, Benno Schwikowski, and Trey Ideker. Cytoscape: a software environment for integrated models of biomolecular interaction networks. *Genome research*, 13(11):2498–2504, 2003.
- [348] Mathieu Bastian, Sebastien Heymann, and Mathieu Jacomy. Gephi: an open source software for exploring and manipulating networks. In *Third international AAAI conference on weblogs and social media*, 2009.
- [349] Thomas Lin Pedersen. *ggraph: An Implementation of Grammar of Graphics for Graphs and Networks*, 2024. R package version 2.2.1.9000, <https://github.com/thomasp85/ggraph>.
- [350] Tom C. Freeman, Sebastian Horsewell, Anirudh Patir, Josh Harling-Lee, Tim Regan, Barbara B. Shih, James Prendergast, David A. Hume, and Tim Angus. Graphia: A platform for the graph-based visualisation and analysis of high dimensional data. *PLoS Comput. Biol.*, 18(7):e1010310, July 2022.
- [351] Jack Wilburn and Alexander Lex. Multinet: Multivariate network visualization. *NSF CSSI PI Meeting*, 2023.
- [352] Nikos Kouvaris. multiNetX.
- [353] Manlio De Domenico. *Multilayer Networks: Analysis and Visualization*. Springer International Publishing, Cham, Switzerland, 2022.
- [354] Ghi-Hoon Ghim, Namun Cho, and Jeongsu Seo. Net-Miner. In *Encyclopedia of Social Network Analysis and Mining*, pages 1025–1037. Springer, New York, NY, USA, 2014.
- [355] Ulf Aslak and Benjamin F. Maier. Netwulf: Interactive visualization of networks in Python. *Journal of Open Source Software*, 4(42):1425, October 2019.
- [356] NodeXL – Your Go-to Network Analysis and Visualization Tool, July 2025. [Online; accessed 1 Aug. 2025].
- [357] Vladimir Batagelj and Andrej Mrvar. Pajek — Analysis and Visualization of Large Networks. In *Graph Drawing Software*, pages 77–103. Springer, Berlin, Germany, 2004.
- [358] Blaz Skrlj, Jan Kralj, and Nada Lavrac. Py3plex toolkit for visualization and analysis of multilayer networks. *Applied Network Science*, 4(1):94, 2019.
- [359] Sigma.js, May 2025. [Online; accessed 1 Aug. 2025].
- [360] David Auber, Daniel Archambault, Romain Bourqui, Antoine Lambert, Morgan Mathiaut, Patrick Mary, Maylis Delest, Jonathan Dubois, and Guy Melançon. The Tulip 3 Framework: A Scalable Software Library for Information Visualization Applications Based on Relational Data. *INRIA*, page 31, January 2012.