

# Algebraic power scaling in a slowly-quenched bosonic quantum battery

Donny Dwiputra<sup>1,2,\*</sup> Ahmad R. T. Nugraha<sup>2,3,†</sup> Sasfan A. Wella<sup>2,‡</sup> and Freddy P. Zen<sup>4,5,§</sup>

<sup>1</sup>Asia Pacific Center for Theoretical Physics, Pohang 37673, South Korea

<sup>2</sup>Research Center for Quantum Physics, National Research and Innovation Agency (BRIN), South Tangerang 15314, Indonesia

<sup>3</sup>Engineering Physics Study Program, School of Electrical Engineering, Telkom University, Bandung 40257, Indonesia

<sup>4</sup>Theoretical Physics Laboratory, Faculty of Mathematics and Natural Sciences,  
Institut Teknologi Bandung, Bandung 40132, Indonesia

<sup>5</sup>Indonesian Center for Theoretical and Mathematical Physics (ICTMP), Bandung 40132, Indonesia  
(Dated: December 1, 2025)

Bosonic modes provide a promising platform for quantum batteries as a result of their unbounded energy spectrum. However, the energy that can be stored during a coherent charging process is limited due to coherent oscillations between the charger and battery. In this Letter, we show that by introducing a slow quench in the interaction between a coherently driven quadratic oscillator battery and a charger system, the maximum battery power ( $P_{B,m}$ ) scales algebraically with the quench duration ( $\tau_Q$ ), i.e.,  $P_{B,m} \propto \tau_Q^\alpha$ , where  $0 < \alpha \leq 2$  is a function of the quench ramp exponent. This finding implies that, counterintuitively, slower quenches lead to faster charging. Such a quench suppresses coherent energy oscillations between the battery and the charger, allowing an unbounded increase in power. Furthermore, we discuss the effect of charger dissipation, which imposes a finite limit on the maximum power. We also show that the temporal extensive scaling occurs in a broader context by mapping the system to a coherently driven Tavis-Cummings battery.

**Introduction.**—Quantum thermodynamics is a rapidly expanding field that seeks to understand the role of coherence and entanglement in developing thermodynamic protocols to outperform their classical counterparts [1–8]. To avoid speed bottlenecks in a quantum engine, it is crucial to identify efficient methods for energy storage and utilization. This quest naturally motivates the concept of a quantum battery [9–24], which is an interacting quantum system (comprising a charger and a battery) utilizing coherence or entanglement to provide significant advantages over its classical counterpart, particularly in terms of charging power. In such a system, the charger acts as a transducer that converts an energy source, e.g., an excited state or coherent driving, to a battery excitation in the charging process. How the battery maintains the stored energy after charging or the discharging process [25–29] will, however, not be the subject of this present work.

A wide variety of quantum battery models have been introduced in the literature, for instance in Refs. [14, 30–38]. These models typically consider interacting systems where either the charger or the battery is composed of spins or bosonic oscillators. In spin-based batteries, interactions between battery units can lead to superextensive scaling of power ( $N^{\alpha>1}$ ) in the number of battery units  $N$ , as demonstrated in Sachdev-Ye-Kitaev [39–43] and finite Dicke [14, 24, 44–46] quantum batteries. This so-called quantum power advantage represents a speed-up in optimal charging time compared to parallel charging, where  $\alpha = 1$ . However, spin batteries can only store a limited amount of energy since they have bounded energy levels, whereas oscillator energies are unbounded from above.

Despite their apparent advantage, the existing oscillator quantum battery models are suboptimal in terms of stored energy when coherent driving is applied over a given charging duration. In the typical oscillator battery models [30, 31], only a few lowest excited battery states can be occupied at maximum, irrespective of the charging duration. This limitation

ignores the advantage of the extensive capacity of oscillator batteries. Some studies use time-dependent control to optimize the driving source, but this approach results in a rather complicated time dependence [47, 48]. Other time-dependent protocols, such as using linear feedback control in an open quantum battery [49], exhibit a relatively modest improvement in the maximum stored energy.

In this Letter, we demonstrate that applying a continuous-time quench to the charger battery interaction in an oscillator quantum battery enables an arbitrarily small coherent drive to be amplified by several orders of magnitude. For a sufficiently slow quench characterized by an exponent  $r$ , the maximum charging power exhibits an algebraic dependence on the quench duration  $\tau_Q$ , scaling as  $P_{B,m} \propto \tau_Q^\alpha$  with  $\alpha = r/(r+1)$ . In a closed system, this scaling implies that arbitrarily high excited battery states become accessible in the limit of infinite  $\tau_Q$ . We refer to this phenomenon as temporal extensivity, since it complements the more familiar spatial extensivity with respect to the number of battery units  $N$  [14]. Furthermore, we analyze the influence of charger dissipation and establish a connection to a driven Tavis-Cummings model.

**Model.**—We model the charging process between the resonant charger A and the battery B as a nonequilibrium interaction within a quench duration  $\tau_Q$ , as in Fig. 1 for  $r = 1$ . We consider the interaction picture Hamiltonian  $H(t)$  (with a natural unit  $\hbar = 1$ ) as follows,

$$H(t) = g(t) (ab^\dagger + a^\dagger b) + F(a + a^\dagger) \quad (1)$$

where  $a, b$  ( $a^\dagger, b^\dagger$ ) are the bosonic annihilation (creation) operators of the A and B subsystems, respectively. Here,  $F$  is the external driving amplitude applied to the charger only, whereas the quenched coupling interaction  $g(t)$  with maximum strength

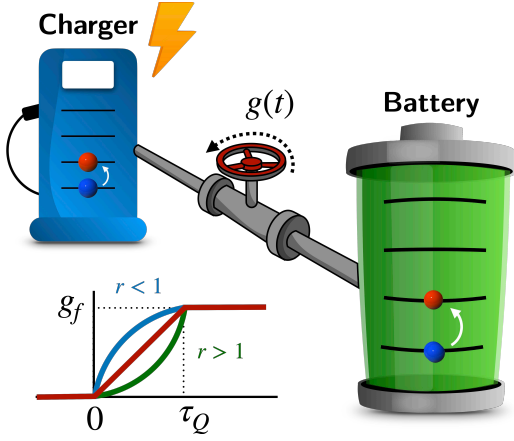


FIG. 1. Illustration of the oscillator quantum battery with a continuously quenched coupling  $g(t)$ . The charger is powered with a coherent external drive. Both the battery and charger are initially at the ground state.

$g_f$  and exponent  $r \in \mathbb{R}^+$  is defined as

$$g(t) = \begin{cases} g_f(t/\tau_Q)^r, & 0 \leq t \leq \tau_Q, \\ g_f, & t > \tau_Q. \end{cases} \quad (2)$$

To compare with the case where the coupling is turned “on/off” immediately, we can keep the coupling in its maximum value after  $\tau_Q$ . At time  $t = 0$ , both charger and battery are in the ground state  $|\psi(0)\rangle_{AB} = |0\rangle_A|0\rangle_B$ , where  $|0\rangle_{A,B}$  is the respective ground state of  $H_{A,B}$  with  $H_A = \omega_0 a^\dagger a$  and  $H_B = \omega_0 b^\dagger b$ . Note that since  $[ab^\dagger + a^\dagger b, H_A + H_B] = 0$ , the only source of energy injected into the charger is external driving.

We also incorporate the environmental effect where the charger is subject to dissipation, e.g., a leaky cavity. The effective dynamics is described by the following Gorini-Kossakowski-Sudarshan-Lindblad (GKSL) master equation [50, 51],

$$\dot{\rho}_{AB} = \mathcal{L}\rho_{AB} = -i[H(t), \rho_{AB}] + \gamma \mathcal{D}[a]\rho_{AB}, \quad (3)$$

where  $\mathcal{D}[A]\rho = A\rho A^\dagger - \frac{1}{2}\{A^\dagger A, \rho\}$  is the GKSL dissipator. To calculate the Heisenberg equation of motion of an operator  $A(t)$ , one considers the adjoint equation  $\dot{A} = \mathcal{L}^\dagger A$ , by the cyclicity of trace in  $\langle A(t) \rangle = \text{tr}[A(0)e^{\mathcal{L}t}\rho(0)] = \text{tr}[e^{\mathcal{L}^\dagger t}A(0)\rho(0)]$ . Note that the quantum jump term in Eq. (3) is irrelevant for our quadratic problem. Evidently, the model can be described by a non-Hermitian Hamiltonian [52],

$$H_{NH}(t) = H(t) - i\frac{\gamma}{2}a^\dagger a. \quad (4)$$

Compared to using the full Liouvillian in Eq. (3), the computational time will be reduced quadratically. Both formalisms result in the same equations of motion, Eq. (6).

**Charging dynamics and temporal extensivity**—We start with the constant coupling case,  $r = 0$ , and a dissipationless charger,  $\gamma = 0$ . The energy stored in the battery is  $E_B(t) = \text{tr}[H_B\rho(t)]$

and the average power is  $P_B(t) = E_B(t)/t$ . The energy stored over time  $t$  reads [31]

$$E_B^{(r=0)}(t) = 4\frac{\omega_0 F^2}{g_f^2} \sin^4\left(\frac{g_f t}{2}\right) \quad (5)$$

and thus the maximum energy is  $E_{B,m}^{(r=0)} = 4\omega_0 F^2/g_f^2$ . We define  $t_m$  as the shortest time to reach the first maximum of  $E_B$ , which in this case is  $t_m^{(r=0)} = \pi/g_f$ . This leads to the maximum power of  $P_{B,m}^{(r=0)} = 4\omega_0 F^2/(g_f \pi)$ , that is, independent of  $\tau_Q$ . The constant coupling model  $r = 0$  therefore does not show any advantage over a longer quench duration  $\tau_Q$ .

Now, we focus on the continuous quench with  $r > 0$ . For a fast quench,  $\tau_Q \lesssim \pi g_f^{-1}$ , the quench is too fast so that the first maximum of Eq. (8) is not yet reached. In this case  $E_{B,m}$  has the same value as in Eq. (5). Meanwhile, for a slow enough quench,  $\tau_Q \gg g_f^{-1}$ , the equations of motion for the first momenta are

$$\langle \dot{a} \rangle = -i(g(t)\langle b \rangle + F) - \frac{\gamma}{2}\langle a \rangle, \quad \langle \dot{b} \rangle = -ig(t)\langle a \rangle, \quad (6)$$

which can be decoupled for the battery part, for  $t \leq \tau_Q$ ,

$$t\langle \ddot{b} \rangle + \left(\frac{\gamma t}{2} - r\right)\langle \dot{b} \rangle + k^2 t^{2r+1}\langle b \rangle = -kt^{r+1}F, \quad (7)$$

where  $k = g_f/\tau_Q^r$ . For a closed system,  $\gamma = 0$ , this is a linear nonhomogeneous Emden-Fowler equation [53]. The homogeneous solution is proportional to  $\exp\left(\pm i\frac{\theta(t)}{1+r}\right)$  where  $\theta(t) = kt^{1+r}$ . By implying the initial condition  $|\psi(0)\rangle_{AB}$ , and using the fact that the ground state expectation value of (normal-ordered) higher moments of the Hamiltonian in Eq. (4) can be described semiclassically, i.e.  $\langle b^\dagger b \rangle_0 = \langle b^\dagger \rangle_0 \langle b \rangle_0$  [31], we can obtain  $E_B$  via the standard Green’s function method to solve Eq. (7). The stored energy is thus as follows,

$$E_B(t) = \omega_0 \left(\frac{Ft}{1+r}\right)^2 \text{Re} \left[ e^{i\frac{\theta(t)}{1+r}} E_\alpha \left( i\frac{\theta(t)}{1+r} \right) \right]^2, \quad (8)$$

where  $E_\alpha(z) = \int_1^\infty u^{-\alpha} e^{zu} du$  denotes the generalized exponential integral  $\alpha = r/(r+1)$  appearing in the analysis of Emden-Fowler equations [53]. The maximum stored energy is achieved at a specific value of  $\theta(t_m) \equiv \theta_m$ . Therefore, since  $t_m = (\theta_m/k)^{1/(1+r)}$ , we can write  $E_{B,m} \propto (\theta_m k)^{2/(1+r)}$ . This reveals the algebraic temporal extensivity of the stored energy and power,

$$E_{B,m} \propto \tau_Q^{2\alpha}, \quad P_{B,m} = \frac{E_{B,m}}{t_m} \propto \tau_Q^\alpha, \quad (9)$$

which is the main result of this Letter. For  $r \in [0, \infty)$ , the scaling exponent is bounded by  $\alpha \in [0, 1]$ .

The maximum value of the stored energy can be determined by calculating the time  $t_m$  to reach it. As an example, in a linear quench ( $r = 1, \alpha = 1/2$ ), we can find the specific  $\theta_m = kt_m^{1+r}$  by numerically solving  $dE_B/dt = 0$ . That is, by solving

$$\frac{C(\sqrt{\theta_m/\pi})^2 - S(\sqrt{\theta_m/\pi})^2}{2C(\sqrt{\theta_m/\pi})S(\sqrt{\theta_m/\pi})} = \cot\left(\frac{\theta_m^2}{2}\right), \quad (10)$$

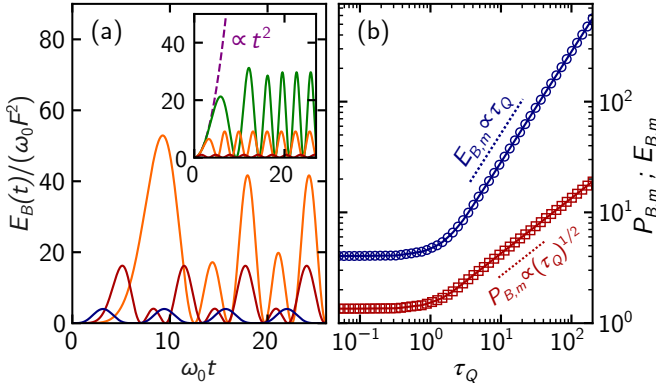


FIG. 2. Temporal extensivity of the charging process in a lossless system ( $\gamma = 0$ ) with a linear quench profile ( $r = 1$ ). (a) Dynamics of the stored energy  $E_B(t)$  (in units of  $\omega_0 F^2$ ) for various quench durations  $\tau_Q$ . The envelope of the oscillations grows with  $\tau_Q$ , contrasting with the bounded behavior of the instantaneous quench ( $r = 0$ ) shown in the inset. The dashed line in the inset corresponds to the  $t^2$  scaling. (b) Log-log plot of the maximum stored energy  $E_{B,m}$  (blue circles) and maximum power  $P_{B,m}$  (red squares) as functions of the quench duration  $\tau_Q$  (in units of  $1/\omega_0$ ). The dotted lines represent the analytical scaling laws predicted by Eq. (9),  $E_{B,m} \propto \tau_Q^{2\alpha}$  and  $P_{B,m} \propto \tau_Q^\alpha$  with  $\alpha = 0.5$ , showing excellent agreement with numerical simulations.

where  $C(z) = \int_0^z \cos(\pi u^2/2) du$  and  $S(z) = \int_0^z \sin(\pi u^2/2) du$  are the Fresnel integrals. In this case, we get  $\theta_m \approx 2.14$ ,  $E_{B,m}^{(r=1)} \approx \frac{0.9\pi\omega_0 F^2}{g_f} \tau_Q$ , and  $P_{B,m}^{(r=1)} \propto \tau_Q^{1/2}$ . Figure 2 depicts the dynamics of the stored energy  $E_B(t)$  [Fig. 2(a)] and the scaling of the maximum power  $P_{B,m}$  [Fig. 2(b)]. In Fig. 2(a), we observe that while a fast quench (small  $\tau_Q$ ) results in coherent oscillations bounded by the maximum value in Eq. (5), a slow quench allows the energy to grow monotonically beyond the limits of the constant-coupling case. Figure 2(b) confirms the algebraic scaling law  $P_{B,m} \propto \tau_Q^\alpha$ , evidenced by the linear slope in the log-log plot, where the exponent  $\alpha$  approaches unity for large quench exponents  $r$ .

The reason of why slow interaction quench leads to algebraic energy scaling in a closed system can be understood from Eq. (6). In the decoupled case, where  $g(t) = 0$ , the energy of the charger  $E_A$  grows as  $\sim F^2 t^2$ . If the charger is immediately connected to the battery with constant coupling,  $E_B$  loses its quadratic growth due to coherent energy oscillations between the charger and the battery. However, under a slowly quenched coupling, the battery retains quadratic growth as in Eq. (8) up to a certain time;  $E_A$  also grows similarly. In this case, once the coherent oscillation starts to dominate the dynamics, i.e. the exponential integral dominates, and  $E_B$  reaches its maximum value at  $t_m \sim \tau_Q^\alpha$ . This results in a monotonic increase of  $P_{B,m}$  with exponent  $\alpha$ . The fact that the energy of the decoupled charger grows quadratically, resulting in linear power growth, is exactly why  $\alpha$  has an upper bound of 1. Hence, we conclude that continuous quench may suppress coherent energy oscillations so that coherent driving pumps the charger and the battery more effectively.

*Effect of charger dissipation.*—In the presence of dissipation  $\gamma \neq 0$ , the exact solution of Eq. (7) is unknown. However, analytical solution is available for  $r \rightarrow \infty$  ( $\alpha = 1$ ). In this case, the coupling can be replaced by a step function  $g(t) = g_f \theta(t - \tau_Q)$ . Thus, for  $t \in [0, \tau_Q)$  the charger is effectively decoupled from the battery and its stored energy reads

$$E_A^{(r \rightarrow \infty)}(t) = \omega_0 \frac{4F^2}{\gamma^2} \left( e^{-\gamma t/2} - 1 \right)^2 = \omega_0 F^2 t^2 + O(t^3), \quad (11)$$

which also grows quadratically at initial times, as in the dissipationless case. The battery reaches its maximum at  $t_m = \tau_Q$ . Consequently, the maximum average power of the battery have the following scaling behavior,

$$P_{B,m}^{(r \rightarrow \infty)} \sim \frac{1}{\tau_Q \gamma^2} \left( e^{-\gamma \tau_Q/2} - 1 \right)^2, \quad (12)$$

while the maximum energy scales similarly with Eq. (11).

It is apparent that dissipation breaks the monotonicity of  $P_{B,m}$ . Equation (12) indicates that the power reaches the peak at

$$\tau_Q^{\max} = \frac{1}{\gamma} \left| W_{-1} \left( -\frac{1}{2\sqrt{e}} \right) + 1 \right| \approx 2.513 \gamma^{-1}, \quad (13)$$

where  $W_j$  is the  $j$ -th branch of the Lambert  $W$ -function with the particular branch  $j = -1$  selected as it yields the relevant real solution corresponding to the global maximum of the power function for  $\tau_Q > 0$ . Thus, the peak reduces and shifts toward smaller  $\tau_Q$  for stronger dissipation. For an intermediate quench duration, the linear scaling is still observed in  $\pi/g_f \lesssim \tau_Q \lesssim \tau_Q^{\max}$ , while for a slower quench,  $\tau_Q \gtrsim \tau_Q^{\max}$ , the scaling breaks down to  $P_{B,m} \propto \tau_Q^{-1}$ . This is due to the fact that the charger energy  $E_A(t)$  in Eq. (11) is bounded by a constant,  $4\omega_0 F^2/\gamma^2$ , for long quenches. Moreover, for quenches with a finite  $r$ , extensive numerical results indicate that a similar nonmonotonic scaling behavior of  $P_{B,m}$  applies.

In Fig. 3, we show the impact of charger dissipation  $\gamma$  on the charging performance. Figure 3(a) displays the charger energy  $E_A(t)$ , which saturates at long times due to the competition between the coherent drive and dissipation. Consequently, as shown in the right panel, the maximum battery power  $P_{B,m}$  exhibits non-monotonic behavior with respect to  $\tau_Q$ . There exists an optimal quench duration  $\tau_Q^{\max}$  that maximizes power; beyond this point, the power decays as  $\tau_Q^{-1}$  as the dissipation dominates the dynamics.

*Mapping to a driven Tavis-Cummings battery.*—Here we show that the model can be mapped into the finite Tavis-Cummings model with a coherent drive. This is achieved by applying the Holstein-Primakoff transformation exclusively to the battery operators,  $S^+ = b^\dagger \sqrt{2s - b^\dagger b}$  and  $S^- = \sqrt{2s - b^\dagger b} b$ , which can be approximated as  $S^\mp \approx \sqrt{2s} b^{(\dagger)}$  in the large spin  $s$  limit. Here,  $s$  is the collective spin quantum number, such that the Hilbert space dimension is  $2s + 1$ .

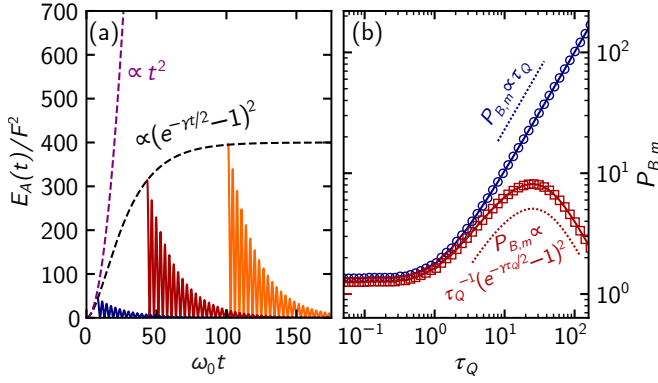


FIG. 3. Effect of charger dissipation  $\gamma$  on the battery performance. (a) Time evolution of the charger energy  $E_A(t)$  (normalized by  $F^2$ ) for some representative quench durations. In the presence of dissipation (three solid curves), the energy saturates at long times (black dashed line), deviating from the quadratic growth observed in the lossless limit (violet dashed line). (b) Maximum battery power  $P_{B,m}$  versus quench duration  $\tau_Q$  (in units of  $1/\omega_0$ ) for the lossless case (blue circles) with  $\gamma = 0$  and the dissipative case (red squares) with  $\gamma = 0.1$ . The blue and red dotted lines are guides for the eye to emphasize the analytical scaling laws. Note that while the algebraic scaling holds for short quenches ( $\tau_Q < \tau_Q^{\max}$ ), dissipation imposes a peak power at  $\tau_Q^{\max} \approx 2.513\gamma^{-1}$ , beyond which the power decays as  $\tau_Q^{-1}$ .

Hence, the Hamiltonian in Eq. (1) becomes

$$H(t) = \frac{g(t)}{\sqrt{2}s} (S^+ a + S^- a) + F(a + a^\dagger), \quad (14)$$

which is the coherently driven Tavis-Cummings quantum battery [54–58], or the Dicke model [59] with rotating-wave approximation and a coherent driving. The transformation shows that the temporal power law scaling due to slow quenching may also occur in a quantum battery model with super-extensive power scaling (over the number of battery degree of freedom  $S$ ). Interestingly, as a result of this mapping, the quenched coupling  $g(t)$  is related to the nonequilibrium superradiance phase transition [60, 61]; crossing such quantum criticality in finite speed implies the excitation of topological defects according to the Kibble-Zurek mechanism [62–67]. Here, the formation of defects is intrinsically linked to the non-adiabatic crossing of a quantum critical point, a feature which does not exist in the bosonic battery-charger model. However, our results show no sensitivity over a specific critical values of the quenched coupling  $g_f$ . The physical meaning of the equivalence between both models needs further scrutiny, in the sense of superradiance phase transition.

**Possible experimental realizations.**—Experimental implementations of our bosonic charger-battery model should appear naturally in cavity and circuit QED architectures, where linearly coupled harmonic modes and Tavis-Cummings interactions are routinely realized [21, 56]. In particular, superconducting circuits offer an ideal platform, where fast tunable couplers [68, 69] enable the precise engineering of the continuous time-dependent interaction profile  $g(t)$  required to observe

algebraic scaling. Moreover, recent experiments with organic microcavities have already demonstrated collective charging and superextensive power output [55, 58], suggesting that the necessary control over light-matter coupling is within reach. By extending these slow-quench protocols to superconducting or cold-atom systems [21, 56], one could directly test our predictions for temporal extensivity and experimentally verify the dissipation-limited optimal quench time.

**Conclusions.**—We have demonstrated that a slow-quench charging protocol in a coherently driven oscillator battery leads to an algebraic scaling of the charging power with the quench duration,  $P_{B,m} \propto \tau_Q^\alpha$ . This temporal extensivity allows the battery to overcome the energy limitations imposed by coherent Rabi oscillations in standard constant-coupling schemes. Our results suggest an optimal driving protocol where the interaction is turned off at  $t_m$  to store the maximum energy. Although higher quench exponents  $r$  yield better scaling and higher power, they induce larger energy fluctuations and require precise timing near  $\tau_Q$  due to the sharp peak. Furthermore, the inclusion of dissipation reveals a finite optimal quench duration, providing a practical bound for experimental implementations. Finally, the mapping to the Tavis-Cummings model suggests that this algebraic scaling is a universal feature shared with critical many-body systems dynamics and super-radiant systems.

D.D. is supported by the APCTP Young Scientist Training (YST) program through the Science and Technology Promotion Fund and the Lottery Fund of the Korean Government and the Korean Local governments (Gyeongsangbuk-do Province and Pohang city). He also acknowledges the BRIN Postdoctoral Program in 2023, during which the ideas for this work emerged. All authors acknowledge QuasiLab and Mahameru BRIN for their mini-cluster and HPC facilities.

\* Corresponding author: donny.dwiputra@gmail.com

† ahmad.ridwan.tresna.nugraha@brin.go.id

‡ sasfan.arman.wella@brin.go.id

§ fpzen@fi.itb.ac.id

- [1] J. Gemmer, M. Michel, and G. Mahler, *Quantum thermodynamics: Emergence of thermodynamic behavior within composite quantum systems*, Vol. 784 (Springer Science & Business Media, 2009).
- [2] R. Kosloff, Quantum thermodynamics: A dynamical viewpoint, *Entropy* **15**, 2100 (2013).
- [3] J. Millen and A. Xuereb, Perspective on quantum thermodynamics, *New J. Phys.* **18**, 011002 (2016).
- [4] S. Vinjanampathy and J. Anders, Quantum thermodynamics, *Contemp. Phys.* **57**, 545 (2016).
- [5] J. Goold, M. Huber, A. Riera, L. Del Rio, and P. Skrzypczyk, The role of quantum information in thermodynamics—A topical review, *J. Phys. A Math. Theor.* **49**, 143001 (2016).
- [6] F. C. Binder, L. A. Correa, C. Gogolin, J. Anders, and G. Adesso, eds., *Thermodynamics in the Quantum Regime: Fundamental Aspects and New Directions*, Fundamental Theories of Physics, Vol. 195 (Springer, 2018).
- [7] R. Alicki and R. Kosloff, Introduction to quantum thermody-



- namics: History and prospects, in *Thermodynamics in the Quantum Regime: Fundamental Aspects and New Directions*, Fundamental Theories of Physics, Vol. 195, edited by F. C. Binder, L. A. Correa, C. Gogolin, J. Anders, and G. Adesso (Springer, 2018) pp. 1–33.
- [8] S. Campbell, I. d’Amico, M. A. Ciampini, J. Anders, N. Ares, S. Artini, A. Auffèves, L. B. Otfelie, L. Bettman, M. V. Bonança, *et al.*, Roadmap on quantum thermodynamics, *Quantum Sci. Technol.* **10.1088/2058-9565/ae1e27** (2025).
  - [9] R. Alicki and M. Fannes, Entanglement boost for extractable work from ensembles of quantum batteries, *Phys. Rev. E* **87**, 042123 (2013).
  - [10] K. V. Hovhannisyanyan, M. Perarnau-Llobet, M. Huber, and A. Acín, Entanglement generation is not necessary for optimal work extraction, *Phys. Rev. Lett.* **111**, 240401 (2013).
  - [11] F. C. Binder, S. Vinjanampathy, K. Modi, and J. Goold, Quantum thermodynamics of general quantum processes, *Phys. Rev. E* **91**, 032119 (2015).
  - [12] F. C. Binder, S. Vinjanampathy, K. Modi, and J. Goold, Quanta-cell: Powerful charging of quantum batteries, *New J. Phys.* **17**, 075015 (2015).
  - [13] F. Campaioli, F. A. Pollock, F. C. Binder, L. Céleri, J. Goold, S. Vinjanampathy, and K. Modi, Enhancing the charging power of quantum batteries, *Phys. Rev. Lett.* **118**, 150601 (2017).
  - [14] D. Ferraro, M. Campisi, G. M. Andolina, V. Pellegrini, and M. Polini, High-power collective charging of a solid-state quantum battery, *Phys. Rev. Lett.* **120**, 117702 (2018).
  - [15] T. P. Le, J. Levinsen, K. Modi, M. M. Parish, and F. A. Pollock, Spin-chain model of a many-body quantum battery, *Phys. Rev. A* **97**, 022106 (2018).
  - [16] I. Henao and R. M. Serra, Role of quantum coherence in the thermodynamics of energy transfer, *Phys. Rev. E* **97**, 062105 (2018).
  - [17] G. M. Andolina, M. Keck, A. Mari, M. Campisi, V. Giovannetti, and M. Polini, Extractable work, the role of correlations, and asymptotic freedom in quantum batteries, *Phys. Rev. Lett.* **122**, 047702 (2019).
  - [18] F. Barra, Dissipative charging of a quantum battery, *Phys. Rev. Lett.* **122**, 210601 (2019).
  - [19] S. Julià-Farré, T. Salamon, A. Riera, M. N. Bera, and M. Lewenstein, Bounds on the capacity and power of quantum batteries, *Phys. Rev. Res.* **2**, 023113 (2020).
  - [20] J.-Y. Gyhm, D. Šafránek, and D. Rosa, Quantum charging advantage cannot be extensive without global operations, *Phys. Rev. Lett.* **128**, 140501 (2022).
  - [21] J. Q. Quach, G. Cerullo, and T. Virgili, Quantum batteries: The future of energy storage?, *Joule* **7**, 2195 (2023).
  - [22] B. Ahmadi, P. Mazurek, P. Horodecki, and S. Barzanjeh, Nonreciprocal quantum batteries, *Phys. Rev. Lett.* **132**, 210402 (2024).
  - [23] Z.-G. Lu, G. Tian, X.-Y. Lü, and C. Shang, Topological quantum batteries, *Phys. Rev. Lett.* **134**, 180401 (2025).
  - [24] F. Campaioli, S. Gherardini, J. Q. Quach, M. Polini, and G. M. Andolina, Colloquium: Quantum batteries, *Rev. Mod. Phys.* **96**, 031001 (2024).
  - [25] A. C. Santos, Quantum advantage of two-level batteries in the self-discharging process, *Phys. Rev. E* **103**, 042118 (2021).
  - [26] B. Mohan and A. K. Pati, Reverse quantum speed limit: How slowly a quantum battery can discharge, *Phys. Rev. A* **104**, 042209 (2021).
  - [27] M. B. Arjmandi, H. Mohammadi, and A. C. Santos, Enhancing self-discharging process with disordered quantum batteries, *Phys. Rev. E* **105**, 054115 (2022).
  - [28] K. Xu, H.-J. Zhu, H. Zhu, G.-F. Zhang, and W.-M. Liu, Charging and self-discharging process of a quantum battery in composite environments, *Front. Phys.* **18**, 31301 (2023).
  - [29] W.-L. Song, J.-L. Wang, B. Zhou, W.-L. Yang, and J.-H. An, Self-discharging mitigated quantum battery, *Phys. Rev. Lett.* **135**, 020405 (2025).
  - [30] G. M. Andolina, D. Farina, A. Mari, V. Pellegrini, V. Giovannetti, and M. Polini, Charger-mediated energy transfer in exactly solvable models for quantum batteries, *Phys. Rev. B* **98**, 205423 (2018).
  - [31] D. Farina, G. M. Andolina, A. Mari, M. Polini, and V. Giovannetti, Charger-mediated energy transfer for quantum batteries: An open-system approach, *Phys. Rev. B* **99**, 035421 (2019).
  - [32] M. S. Ukhary, A. R. Nugraha, A. B. Cahaya, A. Rusydi, and M. A. Majidi, High-performance Kerr quantum battery, *Appl. Phys. Lett.* **123**, 10.1063/5.0156618 (2023).
  - [33] C. A. Downing and M. S. Ukhary, A quantum battery with quadratic driving, *Comm. Phys.* **6**, 322 (2023).
  - [34] C. A. Downing and M. S. Ukhary, Hyperbolic enhancement of a quantum battery, *Phys. Rev. A* **109**, 052206 (2024).
  - [35] C. A. Downing and M. S. Ukhary, Energetics of a pulsed quantum battery, *Europhys. Lett.* **146**, 10001 (2024).
  - [36] C. A. Downing and V. A. Saroka, Exceptional points in oligomer chains, *Commun. Phys.* **4**, 254 (2021).
  - [37] C. A. Downing and M. S. Ukhary, Two-photon charging of a quantum battery with a Gaussian pulse envelope, *Phys. Lett. A* **518**, 129693 (2024).
  - [38] C. A. Downing and M. S. Ukhary, Energy storage in a continuous-variable quantum battery with nonlinear coupling, *Phys. Rev. E* **112**, 044143 (2025).
  - [39] D. Rossini, G. M. Andolina, D. Rosa, M. Carrega, and M. Polini, Quantum advantage in the charging process of Sachdev-Ye-Kitaev batteries, *Phys. Rev. Lett.* **125**, 236402 (2020).
  - [40] D. Rosa, D. Rossini, G. M. Andolina, M. Polini, and M. Carrega, Ultra-stable charging of fast-scrambling SYK quantum batteries, *J. High Energy Phys.* **2020**, 1 (2020).
  - [41] G. Francica, Quantum advantage in batteries for Sachdev-Ye-Kitaev interactions, *Phys. Rev. A* **110**, 062209 (2024).
  - [42] S. V. Romero, Y. Ding, X. Chen, and Y. Ban, Scrambling in the charging of quantum batteries, *J. High Energy Phys.* **2025**, 1 (2025).
  - [43] F. Divi, J. Murugan, and D. Rosa, Sachdev-Ye-Kitaev charging advantage as a random walk on graphs, *Phys. Rev. B* **111**, 075138 (2025).
  - [44] A. Crescente, M. Carrega, M. Sassetti, and D. Ferraro, Charging and energy fluctuations of a driven quantum battery, *New J. Phys.* **22**, 063057 (2020).
  - [45] A. Crescente, M. Carrega, M. Sassetti, and D. Ferraro, Ultrafast charging in a two-photon Dicke quantum battery, *Phys. Rev. B* **102**, 245407 (2020).
  - [46] F.-Q. Dou, Y.-Q. Lu, Y.-J. Wang, and J.-A. Sun, Extended Dicke quantum battery with interatomic interactions and driving field, *Phys. Rev. B* **105**, 115405 (2022).
  - [47] F. Mazzoncini, V. Cavina, G. M. Andolina, P. A. Erdman, and V. Giovannetti, Optimal control methods for quantum batteries, *Phys. Rev. A* **107**, 032218 (2023).
  - [48] R. R. Rodriguez, B. Ahmadi, G. Suárez, P. Mazurek, S. Barzanjeh, and P. Horodecki, Optimal quantum control of charging quantum batteries, *New J. Phys.* **26**, 043004 (2024).
  - [49] M. T. Mitchison, J. Goold, and J. Prior, Charging a quantum battery with linear feedback control, *Quantum* **5**, 500 (2021).
  - [50] V. Gorini, A. Kossakowski, and E. C. G. Sudarshan, Completely positive dynamical semigroups of  $n$ -level systems, *J. Math. Phys.* **17**, 821 (1976).

- [51] G. Lindblad, On the generators of quantum dynamical semi-groups, *Commun. Math. Phys.* **48**, 119 (1976).
- [52] Y. Ashida, Z. Gong, and M. Ueda, Non-Hermitian physics, *Adv. Phys.* **69**, 249 (2020).
- [53] J. S. W. Wong, On the generalized Emden–Fowler equation, *SIAM Rev.* **17**, 339 (1975).
- [54] W. Lu, J. Chen, L.-M. Kuang, and X. Wang, Optimal state for a Tavis-Cummings quantum battery via the Bethe ansatz method, *Phys. Rev. A* **104**, 043706 (2021).
- [55] J. Q. Quach, K. E. McGhee, L. Ganzer, D. M. Rouse, B. W. Lovett, E. M. Gauger, J. Keeling, G. Cerullo, D. G. Lidzey, and T. Virgili, Superabsorption in an organic microcavity: Toward a quantum battery, *Sci. Adv.* **8**, eabk3160 (2022).
- [56] H.-Y. Yang, H.-L. Shi, Q.-K. Wan, K. Zhang, X.-H. Wang, and W.-L. Yang, Optimal energy storage in the Tavis-Cummings quantum battery, *Phys. Rev. A* **109**, 012204 (2024).
- [57] A. Canzio, V. Cavina, M. Polini, and V. Giovannetti, Single-atom dissipation and dephasing in Dicke and Tavis-Cummings quantum batteries, *Phys. Rev. A* **111**, 022222 (2025).
- [58] K. Hymas, J. B. Muir, D. Tibben, J. van Embden, T. Hirai, C. J. Dunn, D. E. Gómez, J. A. Hutchison, T. A. Smith, and J. Q. Quach, Experimental demonstration of a scalable room-temperature quantum battery (2025), [arXiv:2501.16541](https://arxiv.org/abs/2501.16541).
- [59] R. H. Dicke, Coherence in spontaneous radiation processes, *Phys. Rev.* **93**, 99 (1954).
- [60] V. M. Bastidas, C. Emary, B. Regler, and T. Brandes, Nonequilibrium quantum phase transitions in the Dicke model, *Phys. Rev. Lett.* **108**, 043003 (2012).
- [61] R. D. Jara Jr and J. G. Cosme, Apparent delay of the Kibble-Zurek mechanism in quenched open systems, *Phys. Rev. B* **110**, 064317 (2024).
- [62] T. W. B. Kibble, Topology of cosmic domains and strings, *J. Phys. A Math. Gen.* **9**, 1387 (1976).
- [63] T. W. Kibble, Some implications of a cosmological phase transition, *Phys. Rep.* **67**, 183 (1980).
- [64] W. H. Zurek, Cosmological experiments in superfluid helium?, *Nature* **317**, 505 (1985).
- [65] W. H. Zurek, Cosmological experiments in condensed matter systems, *Phys. Rep.* **276**, 177 (1996).
- [66] A. del Campo and W. H. Zurek, Universality of phase transition dynamics: From Zurek-Kibble to quantum Kibble-Zurek mechanism, *Int. J. Mod. Phys. A* **29**, 1430018 (2014).
- [67] J. Dziarmaga, Dynamics of a quantum phase transition and relaxation to a steady state, *Adv. Phys.* **59**, 1063 (2010).
- [68] R. C. Bialczak, M. Ansmann, M. Hofheinz, M. Lenander, E. Lucero, M. Neeley, A. D. O’Connell, D. Sank, H. Wang, M. Weides, J. Wenner, T. Yamamoto, A. N. Cleland, and J. M. Martinis, Fast tunable coupler for superconducting qubits, *Phys. Rev. Lett.* **106**, 060501 (2011).
- [69] S. Elghaayda, A. Ali, S. Al-Kuwari, A. Czerwinski, M. Mansour, and S. Haddadi, Performance of a superconducting quantum battery, *Adv. Quantum Technol.* **7**, 2400651 (2024).