

Pistachio: Towards Synthetic, Balanced, and Long-Form Video Anomaly Benchmarks

Jie Li^{1*}, Hongyi Cai^{2*}, Mingkan Dong², Muxin Pu³, Shan You⁴, Fei Wang⁴, Tao Huang^{5†}

¹University of Science & Technology Beijing ²Universiti Malaya ³University

⁴SenseTime Research ⁵Shanghai Jiaotong University

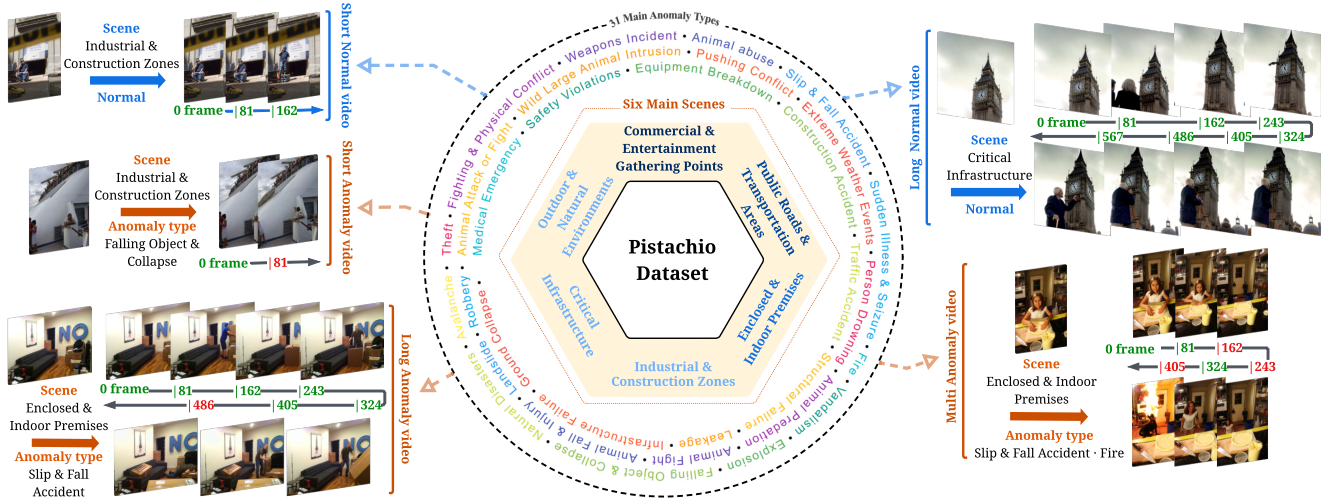


Figure 1. **We introduce Pistachio** - a benchmark for video anomaly analysis, which aims at **two fundamental tasks**: Video Anomaly Detection (VAD) and Video Anomaly Understanding (VAU). The VAD dataset totals 1.6 million frames and extends existing datasets by expanding the number of scenes from hundreds to thousands, covering 31 distinct anomaly types, over half of which are unique to this benchmark. Pistachio offers multi-granularity annotations at both the event and video levels. The entire benchmark was produced via a highly automated pipeline.

Abstract

Automatically detecting abnormal events in videos is crucial for modern autonomous systems, yet existing Video Anomaly Detection (VAD) benchmarks lack the scene diversity, balanced anomaly coverage, and temporal complexity needed to reliably assess real-world performance. Meanwhile, the community is increasingly moving toward Video Anomaly Understanding (VAU), which requires deeper semantic and causal reasoning but remains difficult to benchmark due to the heavy manual annotation effort it demands. In this paper, we introduce Pistachio, a new VAD/VAU benchmark constructed entirely through a controlled, generation-based pipeline. By leveraging recent advances in video generation models, Pistachio provides precise control over scenes, anomaly types, and temporal nar-

atives, effectively eliminating the biases and limitations of Internet-collected datasets. Our pipeline integrates scene-conditioned anomaly assignment, multi-step storyline generation, and a temporally consistent long-form synthesis strategy that produces coherent 41-second videos with minimal human intervention. Extensive experiments demonstrate the scale, diversity, and complexity of Pistachio, revealing new challenges for existing methods and motivating future research on dynamic and multi-event anomaly understanding. Our dataset and code is available at: <https://pistachio-video.github.io>.

1. Introduction

With the increasing deployment of autonomous driving, drone inspection, and large-scale surveillance systems, the ability to automatically detect abnormal events in videos has

*Equal contribution. †Corresponding author.

become indispensable. Video Anomaly Detection (VAD) [6, 19, 31, 46] aims to identify behaviors that deviate from expected patterns, ranging from fires and traffic collisions to hazardous human activities. However, despite the steady growth of publicly available VAD datasets, existing benchmarks [1, 24, 34, 44] still fail to effectively and comprehensively evaluate modern VAD systems. Their limited diversity, biased anomaly distribution, and insufficient temporal complexity restrict both the reliability of evaluation and the generalization ability of trained models.

A closer examination reveals that these issues largely stem from how current datasets are sourced and curated. (i) Most videos are collected from the Internet, resulting in a heavy bias toward urban roadways and public streets. (ii) Anomaly types reflect events that most easily gain online visibility, producing severe long-tail distributions—frequent violent incidents but scarce environmental hazards, infrastructure failures, or rare accidents. (iii) The “normal” portions of the datasets are overly simplistic, typically featuring walking or light movement, which fails to capture the diversity of ordinary human or environmental activities. These weaknesses collectively cause VAD models to overfit to dataset-specific patterns, confuse complex-but-normal behaviors with anomalies, and fail to recognize rare or subtle events.

Beyond detection, the community has recently shifted toward Video Anomaly Understanding (VAU) [10, 28, 42], which emphasizes deeper semantic and causal reasoning of identifying what occurred, why it occurred, and how the event unfolds over time. Yet current VAD benchmarks are intrinsically unable to evaluate these capabilities, because they lack structured temporal narratives, multi-step event progressions, and causal dependencies. Moreover, constructing a VAU benchmark is prohibitively expensive: it requires dense event-level annotations, temporal segmentation, and detailed semantic descriptions, especially when multiple anomalies co-occur within a single video. As a result, no existing benchmark provides a practical or scalable evaluation of VAU.

In this paper, we propose *Pistachio*, a new VAD/VAU benchmark constructed entirely through a controlled, generation-based pipeline. Motivated by the remarkable progress of modern video generation models such as Sora [16], Veo 3 [35], and Wan [33], we argue that synthetic generation offers a more deterministic and scalable solution than filtering long-tailed Internet videos and performing labor-intensive manual annotation. Generation-based construction allows precise control over scenes, anomaly types, temporal progression, and visual diversity, providing balanced anomaly coverage and eliminating dataset biases that plague existing VAD resources.

Specifically, we propose several crucial designs to address the challenges in building a reliable, long-

form anomaly benchmark. First, we develop a scene-conditioned anomaly assignment strategy that leverages Vision-Language Models (VLMs) to categorize source images into six major scene types and allocate contextually appropriate anomaly types, ensuring realistic and logically consistent pairings. Second, we design a multi-step storyline generation framework that decomposes each video into 7-8 descriptive segments for long videos, enabling coherent narrative progression from normal activities to anomalous events. Third, we introduce a temporally consistent long-form video synthesis mechanism that chains short video clips using the last frame of each segment as the starting frame for the next, maintaining visual continuity across 41-second videos. Finally, we implement a hybrid human-AI filtering approach that combines automated quality assessment with expert verification to ensure generated videos are free from artifacts and conform to real-world logic.

The resulting Pistachio-VAD benchmark is, to our knowledge, the most category-rich anomaly dataset to date, containing 4,962 long-form videos spanning 1.68M frames, across 6 major scene categories and 31 diverse anomaly types, many of which do not appear in any prior work (e.g., landslides, animal predation, chemical leaks). The dataset includes both static and moving cameras and features complex normal behaviors absent in existing benchmarks. In parallel, Pistachio-VAU contains 1,385 videos with event-level and video-level descriptions, including 35 videos with multiple co-occurring anomalies, which provides the first large-scale, fully annotated VAU benchmark constructed with zero manual annotation.

Our contributions can be summarized in three folds:

- We introduce Pistachio-VAD, a scalable, generation-based VAD benchmark that breaks scene and anomaly biases. It provides diverse scenes, balanced anomaly categories, and complex normal behaviors in large-scale, long-form videos.
- We design a fully automated pipeline for creating high-quality long-form anomaly videos. The controlled generation framework produces coherent 41-second videos through Scene-Aware Classification, Anomaly Type Specification, Multi-step storyline generation, and Temporally consistent long-form video synthesis, requiring minimal human intervention.
- We construct Pistachio-VAU, the first large-scale VAU benchmark without manual annotation. We use generation storylines as structured semantic annotations, enabling comprehensive anomaly understanding including multi-event reasoning, without any manual labeling effort.

Table 1. Overview of existing VAD datasets.

Dataset	Year	Video	Frames	Scenes	Annotation	Detailed Anomaly types	Scalability	Shot
Subway Exit [3]	2008	1	38 940	1	Frame	3	×	Fixed
Subway Entrance [3]	2008	1	86 535	1	Frame	5	×	Fixed
UCSD Ped1 [13]	2010	70	14 000	1	Frame	5	×	Fixed
UCSD Ped2 [13]	2010	28	4560	1	Frame	5	×	Fixed
CUHK Avenue [17]	2013	35	30 652	1	Frame	5	×	Fixed
ShanghaiTech [18]	2017	437	317 398	11	Frame	11	×	Fixed
UCF-Crimes [27]	2018	1900	13 741 393	N/A	Frame	12	×	Fixed
XD-Violence [36]	2020	4754	114 096	N/A	Frame	5	×	Fixed
Street Scene [24]	2020	81	203 257	17	Frame	5	×	Fixed
UBnormal [2]	2022	543	236 902	22	Pixel+Frame	22	×	Fixed
NWPU Campus [5]	2023	547	1 466 073	43	Frame	28	×	Fixed
MSAD [48]	2024	720	447 236	14	Frame	35	×	Static+edited
Pistachio (Ours)	2025	4962	1 676 822	3896	Frame+text	31	✓	Fixed+Moving

2. Related work

2.1. Video Anomaly Detection

VAD methods. Video Anomaly Detection methods [7, 9, 15, 22, 25, 26, 32, 38–40, 43, 47] can be categorized into semi-supervised [25, 43], weakly-supervised [7, 22, 26, 32, 47], and fully supervised [9, 15] methods. Recently, VLM- and LLM-based VAD has gained momentum. OVVD [38] synthesizes pseudo-unseen anomaly samples using a Novel Anomaly Synthesis module built on large generative vision models. Rule-based reasoning [39] converts normal frames into textual descriptions and uses LLMs to derive rules for identifying anomalies. Training-free pipelines [40] combine VLMs and LLMs for inference without model training. As VAD evolves toward richer contextual and causal reasoning, these text-driven approaches highlight the importance of semantic annotations: an aspect our benchmark directly supports.

VAD datasets. We report several statistics about the most utilized datasets in Table 1. As these statistics reveal, despite extensive research, existing datasets remain insufficient for evaluating real-world anomaly detection. Early benchmarks such as CUHK Avenue [17], UCSD Ped2 [13], and Street Scene [24] focus on single-scene environments and simple human activities, limiting generalization. Even with more classes, Street Scene [24] suffers from severe long-tail imbalance (e.g., 61 jaywalking vs. 1 motorcycle-on-sidewalk). ShanghaiTech [18] expands the scene types but still includes only 158 anomaly instances across 11 categories. Larger datasets like UCF-Crime [27] and MASD [48] incorporate more realistic anomalies, yet their Internet- and surveillance-sourced videos inevitably reflect scene bias and overrepresented event types, failing to capture subtle or rare anomalies. NWPU [5] Campus attempts to alleviate these issues through staged events performed by volunteers, but this approach is labor-intensive and still cannot cover the full diversity of abnormal behav-

iors. Overall, the scarcity and long-tail nature of real abnormal events make dataset construction inherently challenging. Our generation-based approach provides a scalable and controllable alternative, enabling balanced anomaly coverage, diverse scenes, and complex normal behaviors that are difficult to obtain from Internet-collected data.

2.2. Video Generation Models

Recent advances in text-to-video generation [12, 16, 33, 35] have dramatically improved the realism, controllability, and temporal coherence of synthetic videos. Diffusion- [20] and diffusion-transformer-based [21] models now support high-resolution, instruction-following video generation from text or images, often with strong physical plausibility. For example, OpenAI’s Sora [16] can generate minute-scale, photorealistic videos directly from prompts and input images, maintaining complex camera motion and scene dynamics. Google’s Veo series [35] similarly produces high-quality clips with improved modeling of real-world physics and human motion, targeting cinematic applications. In parallel, open and industrial models such as Wan [33] adopt diffusion transformer architectures and large-scale pre-training to deliver efficient 720p, 24fps video generation for both text-to-video and image-to-video settings. These systems demonstrate strong visual fidelity over short durations (typically 5–10 seconds), but naively extending them to long videos often leads to temporal drift, artifacts, or prompt forgetting. Our work builds on this line of research by introducing a long-form generation mechanism that composes multiple short clips into coherent 41-second narratives.

3. Pistachio Benchmark

3.1. Dataset Statistics

3.1.1. Pistachio for Video Anomaly Detection

We introduce our new dataset for VAD, a comprehensive collection comprising 4,962 videos, which total 29.11 hours

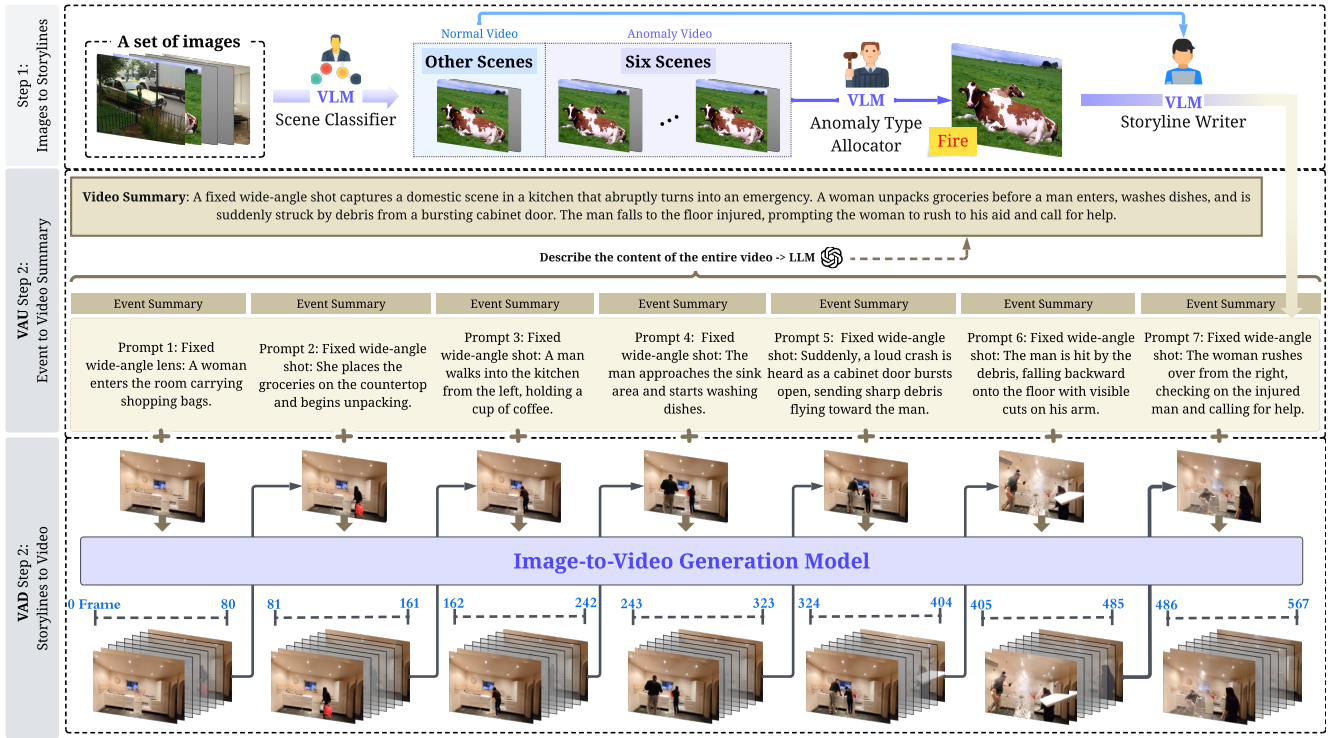


Figure 2. Overview of our video anomaly dataset generation pipeline. **Step 1 (Storyline Generation):** A VLM-based scene classifier processes input images to identify scenes. The Anomaly Type Allocator then assigns appropriate anomaly types (e.g., Fire) to generate coherent storylines across six scenes by LLMs. **Step 2 (Event-to-Video Summary):** The storyline is decomposed into event summaries, with each event described by detailed prompts specifying camera angles, actions, and temporal progression (Prompts 1-7). **Step 3 (Storyline-to-Video):** An image-to-video generation model synthesizes coherent video sequences from the event summaries, producing temporally consistent frames (frames 1-567) that maintain narrative continuity across the entire storyline.

of footage captured at 16 FPS. It is the largest known semi-supervised VAD dataset. The dataset is structured across 6 major scenes and encompasses 31 distinct anomaly categories. In addition to frame-level labels, it provides rich textual annotations. The detailed composition of our training and testing sets is provided in Tab. 3

To highlight the contributions of our dataset, we comprehensively compare it to existing benchmarks. Our dataset is distinguished by several outstanding traits. First, as illustrated in 3, it introduces a wealth of scene-specific anomalies, like Avalanche, Landslide, and Animal Predation. And our dataset integrates novel categories—nearly half of which are absent in other datasets—to emphasize critical social and ecological safety issues. We have maintained a balanced categorical distribution, directly addressing the persistent long-tail problem. Second, the dataset’s unprecedented scale in scene diversity comprehensively mitigates the long-standing issue of model scene-dependency. Third, as shown in the examples in Fig 1 our normal samples extend beyond trivial actions; thanks to a meticulous storyline design, we incorporate a rich array of complex daily activi-

ties, like handshaking and vehicle boarding. Fourth, Finally, the inclusion of both conventional static shots to mimic surveillance perspectives and dynamic mobile camera shots makes our dataset uniquely suited for emerging applications in fields such as drone monitoring and autonomous driving.

3.1.2. Pistachio for Video Anomaly Understanding

For the task of Video Anomaly Understanding, we have curated a specialized dataset comprising 1,385 videos, which total 517,514 frames. A key innovation of this dataset is its introduction of multiple, distinct anomaly types within a single video—a first for VAU benchmarks. Furthermore, each video is supported by comprehensive event-level and video-level annotations. Echoing the strengths of its VAD counterpart, our VAU dataset also stands as the most extensive benchmark to date in terms of scene richness, anomaly diversity, and balanced categorical distribution.

3.2. Multi-Stage Data Generation Pipeline

Our multi-stage data generation pipeline is meticulously designed to create a large-scale, high-quality, and richly anno-

tated dataset. The entire process is divided into three key stages.

First, Video Data Generation Sec 3.2.1 details the core synthesis pipeline. As shown in Fig. 2, this process involves three key steps: Step 1 uses a VLM to generate scene-conditioned anomaly storylines from static images, Step 2 decomposes these storylines into detailed event-level prompts, and Step 3 employs a video generation model to synthesize these into the final video clips. This is followed by Video Data Filtering Sec 3.2.2, a crucial quality control step that employs a hybrid human-AI screening approach to ensure the realism and logical consistency of all generated videos. Finally, and specifically to support the VAU task, the Annotation Generation stage Sec 3.2.3 leverages an LLM to automatically process the storylines, generating the rich, multi-granularity (event-level and video-level) annotations.

3.2.1. Video Data Generation

Scene-Aware Classification. We utilize images $\mathcal{I} = \{I_1, \dots, I_N\}$ sourced from the COCO 2017 dataset. A Vision-Language Model $\mathcal{M}(\cdot)$ (VLM) categorizes each image I_i into one of $K = 6$ predefined scene categories extracted from scene configuration \mathcal{C}_{scene} , plus an additional “Other” category, yielding $C = \{c_1, \dots, c_K\} \cup \{\text{“Other”}\}$. The categorization prompt is provided in the supplementary materials.

This stage assigns each image to a scene group:

$$I_i \rightarrow \mathcal{G}_{\hat{c}_i}, \text{ where } \hat{c}_i = \mathcal{M}(I_i, \text{prompt}_{scene}) \quad (1)$$

where \mathcal{G}_{c_j} denotes the set of images assigned to scene category c_j .

Anomaly Type Specification. For each scene category $c_j \in C$, we manually define a tailored set of plausible anomaly types $A_j = \{a_{j,1}, \dots, a_{j,M_j}\}$ in $\mathcal{C}_{scene}[c_j]$ (detailed in supplementary materials). The VLM assigns specific anomaly types to each image within the scene group through an anomaly mapping $\mathcal{A} : I_i \mapsto a_i$:

$$\hat{a}_i = \mathcal{M}(I_i, \phi_j), \text{ where } \phi_j = \text{BuildPrompt}(c_j, A_j) \quad (2)$$

The assignment prompt templates are provided in the supplementary materials.

Multi-step storyline generation. For each image I_i with assigned scene c_i and anomaly type a_i , we retrieve the corresponding prompt template $p_i = \mathcal{C}_{scene}[c_i][a_i]$ and format it to generate a coherent video storyline:

$$S_i = \mathcal{M}(I_i, \psi_i), \text{ where } \psi_i = \text{FormatPrompt}(p_i, I_i) \quad (3)$$

Each storyline $S_i = \{s_1, \dots, s_L\}$ comprises L descriptive segments, where $L \in [7, 8]$ for long videos and $L \in [2, 3]$ for short videos. Detailed prompt templates are in the supplementary materials.

Temporally consistent long-form video synthesis. The final stage synthesizes video clips from the generated storylines. For each storyline S_i , its segments $\{s_1, s_2, \dots, s_L\}$ are sequentially fed into the Wan video generation model. For each segment s_l , a video clip $V_l = \text{Wan}(I_{l-1}, s_l)$ is generated, where I_{l-1} is the starting frame. The initial frame I_0 is the original image I_i from \mathcal{I} , and for subsequent segments ($l > 1$), the last frame of V_{l-1} serves as I_{l-1} to ensure temporal continuity. All clips $\{V_1, V_2, \dots, V_L\}$ are concatenated to form the final video V_{final}^i .

3.2.2. Video Data Filtering

Balanced and highly realistic AI-generated data is essential for video anomaly detection. Our video filtering is primarily based on the following criteria:

1. The anomaly events in the videos are reasonably designed and conform to real-life logic.
2. No obvious signs of AI generation, such as object inconsistencies or sudden visual distortions.
3. The camera angles, viewpoints, and lighting conditions are realistic and emulate those of genuine videos.

To ensure data quality, we employ manual filtering to remove low-quality videos, particularly long videos containing anomaly events. The primary issues identified and filtered out include: (1) temporal inconsistencies in the appearance of people or objects across frames; (2) abrupt and unnatural changes in video playback speed; (3) inconsistent motion directions of moving objects; and (4) scene transitions or visual discontinuities caused by insufficient keyframe information during generation.

3.2.3. Event-level to Video-level Annotation Generation

Our annotation pipeline originates from the video storylines, which inherently provide precisely localized event-level annotations. We treat the text as the input storyline for both video data generation, and the ground truth annotation for video anomaly understanding. To bridge the gap between these fine-grained descriptions and a holistic, video-wide comprehension, we then employ LLMs to summarize each event in the videos to form eventual video-level comprehension outputs, as illustrated in Fig. 2, Step 2, which videos are generated in partition, as well as the variances of storyline in the context. This model is tasked with programmatically synthesizing the detailed event-level annotations into a single, coherent video-level summary. This entire workflow is designed to be highly automated, enabling the generation of rich, multi-granularity labels without manual summarization efforts, thereby ensuring consistency and scalability across the dataset.

Table 2. Performance comparison on the Pistachio dataset for VAD. All methods are trained on the Pistachio training set. The first five categories (Public Safety to Animal Incidents) represent the **anomaly videos** from the test set, while "Overall" covers the **complete Pistachio test set**. All metrics are reported in percentage (%).

Method	Year	Backbone	Public Safety		Accidents Infrastructure		Natural hazards		Health Medical		Animal Incidents		Overall	
			AUC	AP	AUC	AP	AUC	AP	AUC	AP	AUC	AP	AUC	AP
RTFM[30]	2021	I3D	69.0	62.3	76.3	84.3	78.2	83.1	68.9	69.1	76.6	75.9	82.9	69.3
DR-DMU[46]	2023	I3D	66.5	63.4	79.8	88.4	75.1	83.1	76.0	78.8	69.8	64.0	81.5	71.5
MGFN[6]	2023	I3D	63.1	57.2	69.9	74.6	74.5	82.4	66.6	65.4	54.1	52.2	74.9	50.2
CLIP-TSA	2023	I3D	66.91	58.49	78.67	83.29	76.37	82.85	69.89	62.12	64.53	56.54	76.86	55.15
CLIP-TSA	2023	ViT	60.83	56.04	57.7	65.24	47.61	55.44	54.1	48.55	69.24	59.74	80.91	57.3
MULDE[19]	2024	I3D	50.1	40.1	62.0	58.4	52.0	49.2	57.5	37.8	55.1	43.9	63.4	34.9
VadCLIP	2024	ViT	63.04	56.71	70.98	80.87	56.48	66.50	67.33	66.21	66.35	62.27	78.06	64.13
PEL4VAD	2024	ViT	71.19	65.27	72.07	81.64	59.37	65.14	66.51	65.18	70.88	71.48	83.7	70.96

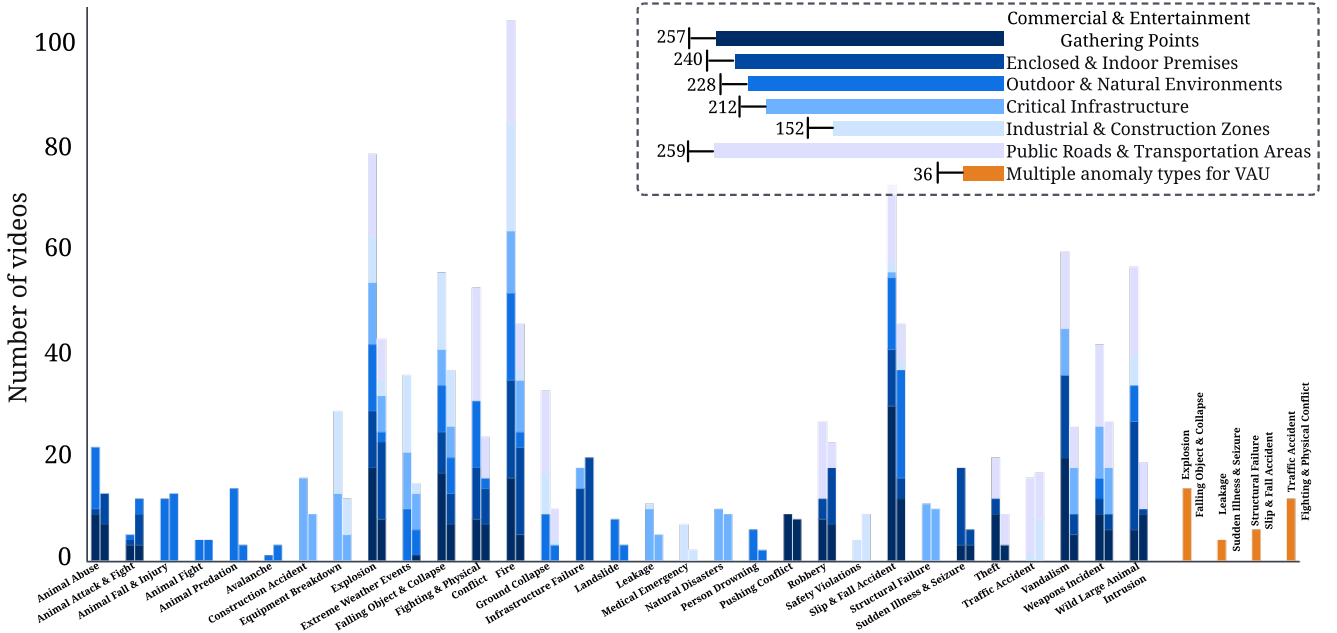


Figure 3. Distribution of anomaly videos across different anomaly types. For each type, the left bar represents short videos and the right bar represents long videos. The rightmost single bars indicate multi-anomaly videos, which are exclusively long-form.

4. Experiments

4.1. Dataset Construction

To facilitate a comprehensive evaluation of long-form video generation, we constructed a new, diverse, multi-source dataset. The foundational imagery is derived from the **COCO** dataset [14], which provides a rich repository of common objects and everyday scenes.

However, we identified significant gaps in COCO’s scene coverage. To remedy this, we augmented the dataset with two supplementary sources: (1) **MIT Indoor Scenes** [23], to enrich the diversity of indoor environments; and (2) **Web-sourced Images**, a curated collection of high-resolution images depicting large-scale infrastructures, such as **bridges** and **tunnels**, which are notably scarce in existing

benchmarks.

The complete dataset generation process (including pipeline-based video synthesis, described below) was computationally intensive, requiring approximately **20 days** of processing time on a cluster of **32 NVIDIA A100 (80GB) GPUs**. This composite benchmark enables a more challenging and thorough assessment of a model’s generalization capabilities and scene understanding.

4.2. Implementation Details

Our proposed hierarchical generation pipeline (detailed in Section 3.2) employs several foundation models as its backbone:

- **Video Generation Model:** For the core synthesis task, we employ the **Wan** [33] video diffusion model as our

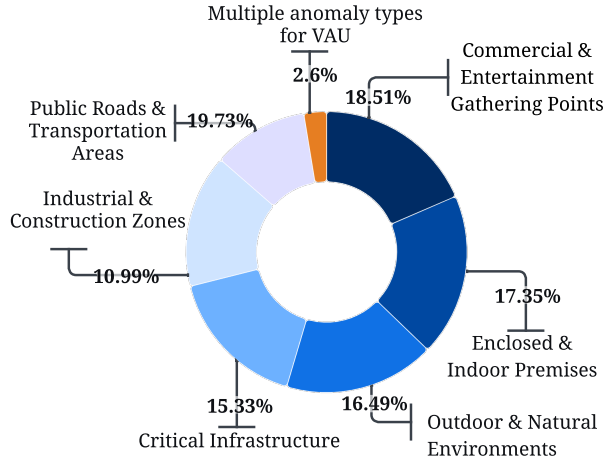


Figure 4. Distribution of anomaly video ratios in each scenario

T2V generator, valued for its high-fidelity output and temporal coherence.

- **Image-to-Storyline VLM:** We utilize **Qwen2.5-VL-32B-Instruct** [4] as our primary Vision-Language Model (VLM). It is responsible for parsing the initial frame and generating a structured, high-level "storyline" or sequence of events.
- **Event-to-Video-Level Model:** To bridge the semantic gap between high-level event descriptions and the low-level inputs required by the video model, we fine-tune **Qwen-3** [29] (or a specialized variant thereof) as a translator. This model expands concise event-level directives into dense, descriptive prompts or intermediate representations for the video generator.

4.3. Analysis of Alternative Pipelines

To motivate our design, we first investigated several intuitive baseline pipelines for long-form video generation and identified their critical failure modes.

1. **Direct Long-Form Generation:** This one-shot approach tasks the model with generating the entire video from a single prompt. This method consistently suffers from two issues: (a) **Ghosting and Artifacts:** The model fails to maintain object identity and scene consistency over long durations. (b) **Prompt Forgetting:** The generated content progressively diverges from the initial prompt, indicating a severe semantic drift.
2. **Fixed First-Last Frame (Looping):** This pipeline uses a first-last-frame-to-video model, setting the initial and final frames to be identical for seamless looping. This constraint, however, induces pathological motion artifacts. The model appears to **"rush" to satisfy the end-frame constraint**, resulting in unnatural accelerations, **"stuttering" movements**, and physically implausible object trajectories as it attempts to force the scene back to its origin.

3. **Naive Storyline Chaining:** This method generates video in short segments. For each new segment, the prompt is slightly modified based on the content of the previous segment's first frame. We found this approach lacks precise control. The model interprets the modified prompt as a simple **"continuation"** of the prior scene's state, rather than as an instruction to execute a new, distinct **"event" (event)** as intended.

4.4. Video Anomaly Detection

To evaluate the challenge our newly proposed Pistachio dataset poses to existing VAD methods, we selected several mainstream baseline methods for assessment.

Implementation Details. We selected eight widely used VAD methods as baselines: RTFM[30], DR-DMU[46], MGFN[6], CLIP-TSA, MULDE[19], VadCLIP, and PEL4VAD. These methods span different years (2021-2024) and employ various backbone architectures, including I3D and ViT. Notably, CLIP-TSA was evaluated with both I3D and ViT backbones to assess the impact of feature extractors. Following standard evaluation protocols, all methods were trained on the Pistachio training set and evaluated on our test set. Performance is measured by frame-level AUC and AP.

Performance Comparison. As shown in Table 2, we report the performance of baseline methods on the Pistachio test set. In the overall evaluation, PEL4VAD achieved the highest performance with 83.7% AUC and 70.96% AP, demonstrating the effectiveness of vision-language models for anomaly detection. RTFM obtained 82.9% AUC (second-best), while DR-DMU achieved 81.5% AUC and 71.5% AP. MGFN showed comparatively weaker performance (74.9% AUC, 50.2% AP), while MULDE exhibited the lowest results (63.4% AUC, 34.9% AP), struggling to generalize to the diverse scenarios in Pistachio.

The comparison between CLIP-TSA with different backbones reveals interesting insights: the I3D-based version (76.86% AUC, 55.15% AP) significantly outperforms the ViT-based version (80.91% AUC, 57.3% AP) in terms of AUC, suggesting that the choice of feature extractor plays a crucial role in performance.

Per-category analysis reveals significant performance variations among methods:

- **PEL4VAD** demonstrated the most balanced performance, achieving best results in Public Safety (71.19% AUC, 65.27% AP), Animal Incidents (70.88% AUC, 71.48% AP), and Overall metrics (83.7% AUC, 70.96% AP).
- **DR-DMU** excelled in Accidents Infrastructure (79.8% AUC, 88.4% AP) and Health Medical (76.0% AUC, 78.8% AP), showing particular strength in infrastructure-related and medical anomalies.

- **RTFM** led in Natural hazards (78.2% AUC, 83.1% AP), demonstrating effectiveness in detecting environmental anomalies with severe property damage.
- **VadCLIP** showed competitive performance with 78.06% AUC and 64.13% AP overall, highlighting the potential of CLIP-based approaches.
- **CLIP-TSA (I3D)** achieved moderate performance (76.86% AUC, 55.15% AP), while the ViT version showed improved AUC (80.91%) but lower AP (57.3%).
- **MGFN** lagged behind in multiple categories, particularly in Animal Incidents where its AUC dropped to only 54.1%.
- **MULDE** consistently underperformed across all categories, with particularly poor results in Public Safety (50.1% AUC) and Natural hazards (52.0% AUC).

This category-specific performance disparity demonstrates that each method has its own strengths and weaknesses when handling different types of anomalies. Methods leveraging vision-language pre-training (PEL4VAD, VadCLIP, CLIP-TSA) generally show more robust performance across diverse anomaly types compared to traditional feature-based approaches.

Analysis Summary. The experimental results reveal important insights about the Pistachio dataset. We observe distinct performance patterns across anomaly categories: the “Natural hazards” category yields consistently higher performance due to severe property damage and large visual changes that make anomalies more salient. In contrast, the “Health Medical” category proves more challenging, as these human-centric anomalies require capturing subtle behavioral patterns rather than dramatic scene changes.

The superior performance of PEL4VAD and other vision-language models (VadCLIP) suggests that incorporating semantic understanding through large-scale pre-training is beneficial for handling diverse anomaly types. The backbone comparison (CLIP-TSA with I3D vs. ViT) indicates that while ViT features may provide better overall discrimination (higher AUC), I3D features might be more suitable for certain specific anomaly categories.

The poor performance of MULDE (63.4% AUC, 34.9% AP) stems from its likelihood-based design, which identifies anomalies as low-probability segments under a learned “normal” distribution. Our dataset deliberately enriches normal video diversity to prevent models from relying solely on large visual variations as anomaly indicators—exposing the limitations of such approaches when normal data exhibits high variability.

Overall, even the best methods remain far from saturation (max 83.7% AUC, 70.96% AP), confirming that Pistachio introduces significant challenges requiring models to handle diverse scenes, balanced categories, and subtle human-centric anomalies beyond simple motion-based de-

tection. The inclusion of recent vision-language models demonstrates the dataset’s ability to evaluate state-of-the-art approaches while providing room for future improvements.

4.5. Video Anomaly Understanding

To evaluate the benchmarks of video anomaly understanding, we adopt F1-Score as the main metric to measure the model’s capability in comprehending anomalies across different temporal granularities. The F1-Score is calculated as the harmonic mean of precision and recall, providing a balanced assessment of the model’s performance.

Evaluation Protocol. Following the hierarchical structure of our HIVAU-70k[41] dataset, we evaluate the model’s understanding ability at two distinct levels: 1) **Event-level**, where the model analyzes anomaly events spanning multiple clips, requiring intermediate-term reasoning capabilities, and 2) **Video-level**, where the model comprehends the entire video narrative, demanding long-term contextual understanding. For each level, we measure the F1-Score by comparing the model’s generated anomaly descriptions with ground truth annotations, considering a prediction as correct when the semantic similarity exceeds a predefined threshold.

Comparison with State-of-the-Art Models. As shown in Tab. 4, we compare our method against several state-of-the-art Multimodal Large Language Models (MLLMs), including InternVL3-1B[8], LLaVA-Next-Video-7B[45], Qwen2.5-VL-7B [4], and Qwen3-VL-8B[29]. The results demonstrate significant variations in performance across different model sizes and architectures. Specifically, Qwen2.5-VL-7B achieves the highest event-level F1-Score of **30.57**, indicating superior capability in understanding intermediate-term anomaly events. For video-level understanding, Qwen3-VL-8B attains the best performance with an F1-Score of **26.65**, showcasing its strength in long-term video comprehension. On average, Qwen3-VL-8B achieves the highest overall score of **27.40**, demonstrating the most balanced performance across both temporal granularities.

Analysis. The performance gap between event-level and video-level understanding reveals that models exhibit stronger capabilities in analyzing shorter temporal segments than comprehending extended video narratives. This observation supports our motivation for developing hierarchical instruction data, highlighting the challenge of maintaining contextual coherence over longer sequences. Furthermore, larger model parameters do not always guarantee better performance. For instance, the 8B parameter Qwen3-VL achieves competitive results comparable to 7B models, suggesting that model architecture and training data quality play crucial roles beyond raw parameter count.

Table 3. Detailed statistics for the Pistachio dataset, which comprises videos generated at 16 FPS.

Pistachio (16FPS)	VAD			VAU
	Train	Test	Total	
# Anomaly Frames	420,705	72,546	493,251	–
# Normal Frames	1,123,841	59,730	1,183,571	
# Total Frames	1,544,546	132,276	1,676,822	517,514
# Scenes	3,750	402	3,896	1,277
# Main Anomaly Types	31	30	31	31
# Long Videos	1,158	106	1,264	523
(# Single-Anomaly)	–	–	–	487
(# Multi-Anomaly)	–	–	–	35
# Short Videos	3,402	296	3,698	862

Table 4. Experiments of Pistachio datasets on Visual Anomaly Understanding. We have differentiated understanding with scales of event-level video outputs and video-level outputs.

Model	Params	Event-level ↑	Video-level ↑	Avg. ↑
InternVL3-1B	1B	28.25	23.04	25.65
LLaVA-Next-Video-7B	7B	29.61	23.16	26.39
Qwen2.5-VL-7B	7B	30.57	25.58	28.08
Qwen3-VL-8B	8B	28.14	26.65	27.40

5. Conclusion

In this paper, we introduce Pistachio, a new large-scale, Synthetic, Balanced, and Long-Form benchmark for VAD and VAU. A key contribution is our highly automated generation pipeline, which not only built Pistachio but is also released as a tool for researchers to easily customize and generate new data. Our comprehensive evaluation demonstrates that Pistachio’s unique characteristics (long-form videos, class balance) pose significant challenges to existing models, exposing their limitations. Furthermore, our synthetic approach provides precise ground truth for VAU, mitigating the heavy reliance on laborious manual annotation common in VAU research. While acknowledging the inherent “domain gap” as a limitation, we plan to enhance Pistachio with enhanced realism and multi-modal features. We believe Pistachio and its accompanying pipeline will serve as a valuable resource to drive future research in both VAD and VAU.

References

- [1] Andra Acsintoae, Andrei Florescu, Mariana-Iuliana Georgescu, Tudor Mare, Paul Sumedrea, Radu Tudor Ionescu, Fahad Shahbaz Khan, and Mubarak Shah. Ubnorm: New benchmark for supervised open-set video anomaly detection. In *Proceedings of the IEEE/CVF Conference on Computer Vision and Pattern Recognition (CVPR)*, 2022. 2
- [2] Andra Acsintoae, Andrei Florescu, Mariana-Iuliana Georgescu, Tudor Mare, Paul Sumedrea, Radu Tudor Ionescu, Fahad Shahbaz Khan, and Mubarak Shah. Ubnorm: New benchmark for supervised open-set video anomaly detection. In *Proceedings of the IEEE/CVF conference on computer vision and pattern recognition*, pages 20143–20153, 2022. 3
- [3] Amit Adam, Ehud Rivlin, Ilan Shimshoni, and Daviv Reinitz. Robust real-time unusual event detection using multiple fixed-location monitors. *IEEE transactions on pattern analysis and machine intelligence*, 30(3):555–560, 2008. 3
- [4] Shuai Bai, Keqin Chen, Xuejing Liu, Jialin Wang, Wenbin Ge, Sibao Song, Kai Dang, Peng Wang, Shijie Wang, Jun Tang, Humen Zhong, Yuanzhi Zhu, Mingkun Yang, Zhao-hai Li, Jianqiang Wan, Pengfei Wang, Wei Ding, Zheren Fu, Yiheng Xu, Jiabo Ye, Xi Zhang, Tianbao Xie, Zesen Cheng, Hang Zhang, Zhibo Yang, Haiyang Xu, and Junyang Lin. Qwen2.5-vl technical report. *arXiv preprint arXiv:2502.13923*, 2025. 7, 8
- [5] Congqi Cao, Yue Lu, Peng Wang, and Yanning Zhang. A new comprehensive benchmark for semi-supervised video anomaly detection and anticipation. In *Proceedings of the IEEE/CVF conference on computer vision and pattern recognition*, pages 20392–20401, 2023. 3
- [6] Yingxian Chen, Zhengzhe Liu, Baoheng Zhang, Wilton Fok, Xiaojuan Qi, and Yik-Chung Wu. Mgfn: Magnitude-contrastive glance-and-focus network for weakly-supervised video anomaly detection, 2022. 2, 6, 7
- [7] Yingxian Chen, Zhengzhe Liu, Baoheng Zhang, Wilton Fok, Xiaojuan Qi, and Yik-Chung Wu. Mgfn: Magnitude-contrastive glance-and-focus network for weakly-supervised video anomaly detection. In *Proceedings of the AAAI conference on artificial intelligence*, pages 387–395, 2023. 3
- [8] Zhe Chen, Jiannan Wu, Wenhai Wang, Weijie Su, Guo Chen, Sen Xing, Muyan Zhong, Qinglong Zhang, Xizhou Zhu, Lewei Lu, et al. Internvl: Scaling up vision foundation models and aligning for generic visual-linguistic tasks. In *Proceedings of the IEEE/CVF Conference on Computer Vision and Pattern Recognition*, pages 24185–24198, 2024. 8
- [9] Allison Del Giorno, J Andrew Bagnell, and Martial Hebert. A discriminative framework for anomaly detection in large videos. In *European conference on computer vision*, pages 334–349. Springer, 2016. 3
- [10] Hang Du, Sicheng Zhang, Binzhu Xie, Guoshun Nan, Jiayang Zhang, Junrui Xu, Hangyu Liu, Sicong Leng, Jiangming Liu, Hehe Fan, Dajiu Huang, Jing Feng, Linli Chen, Can Zhang, Xuhuan Li, Hao Zhang, Jianhang Chen, Qimei Cui, and Xiaofeng Tao. Uncovering what, why and how: A comprehensive benchmark for causation understanding of video anomaly, 2024. 2
- [11] Hyekang Kevin Joo, Khoa Vo, Kashu Yamazaki, and Ngan Le. Clip-tsa: Clip-assisted temporal self-attention for weakly-supervised video anomaly detection, 2023. 2
- [12] Weijie Kong, Qi Tian, Zijian Zhang, Rox Min, Zuozhuo Dai, Jin Zhou, Jiangfeng Xiong, Xin Li, Bo Wu, Jianwei Zhang, Kathrina Wu, Qin Lin, Junkun Yuan, Yanxin Long, Aladdin Wang, Andong Wang, Changlin Li, Duojuan Huang, Fang Yang, Hao Tan, Hongmei Wang, Jacob Song, Jiawang Bai, Jianbing Wu, Jinbao Xue, Joey Wang, Kai Wang, Mengyang Liu, Pengyu Li, Shuai Li, Weiyan Wang, Wenqing Yu, Xincheng Deng, Yang Li, Yi Chen, Yutao Cui, Yuanbo Peng,

- Zhentao Yu, Zhiyu He, Zhiyong Xu, Zixiang Zhou, Zunnan Xu, Yangyu Tao, Qinglin Lu, Songtao Liu, Dax Zhou, Hongfa Wang, Yong Yang, Di Wang, Yuhong Liu, Jie Jiang, and Caesar Zhong. Hunyuanvideo: A systematic framework for large video generative models, 2025. 3
- [13] Weixin Li, Vijay Mahadevan, and Nuno Vasconcelos. Anomaly detection and localization in crowded scenes. *IEEE transactions on pattern analysis and machine intelligence*, 36(1):18–32, 2013. 3
- [14] Tsung-Yi Lin, Michael Maire, Serge Belongie, James Hays, Pietro Perona, Deva Ramanan, Piotr Dollár, and C Lawrence Zitnick. Microsoft coco: Common objects in context. In *European conference on computer vision*, pages 740–755. Springer, 2014. 6
- [15] Kun Liu and Huadong Ma. Exploring background-bias for anomaly detection in surveillance videos. In *Proceedings of the 27th ACM International Conference on Multimedia*, pages 1490–1499, 2019. 3
- [16] Yixin Liu, Kai Zhang, Yuan Li, Zhiling Yan, Chujie Gao, Ruoxi Chen, Zhengqing Yuan, Yue Huang, Hanchi Sun, Jianfeng Gao, et al. Sora: A review on background, technology, limitations, and opportunities of large vision models. *arXiv preprint arXiv:2402.17177*, 2024. 2, 3
- [17] Cewu Lu, Jianping Shi, and Jiaya Jia. Abnormal event detection at 150 fps in matlab. 2013. 3
- [18] Weixin Luo, Wen Liu, and Shenghua Gao. A revisit of sparse coding based anomaly detection in stacked rnn framework. In *Proceedings of the IEEE international conference on computer vision*, pages 341–349, 2017. 3
- [19] Jakub Micorek, Horst Possegger, Dominik Narnhofer, Horst Bischof, and Mateusz Kozinski. Mulde: Multiscale log-density estimation via denoising score matching for video anomaly detection. In *Proceedings of the IEEE/CVF Conference on Computer Vision and Pattern Recognition (CVPR)*, pages 18868–18877, 2024. 2, 6, 7
- [20] William Peebles and Saining Xie. Scalable diffusion models with transformers. In *Proceedings of the IEEE/CVF international conference on computer vision*, pages 4195–4205, 2023. 3
- [21] William Peebles and Saining Xie. Scalable diffusion models with transformers, 2023. 3
- [22] Yujia Pu, Xiaoyu Wu, Lulu Yang, and Shengjin Wang. Learning prompt-enhanced context features for weakly-supervised video anomaly detection. *IEEE Transactions on Image Processing*, 2024. 3, 2, 5
- [23] Ariadna Quattoni and Antonio Torralba. Recognizing indoor scenes. In *2009 IEEE conference on computer vision and pattern recognition*, pages 413–420. IEEE, 2009. 6
- [24] Bharathkumar Ramachandra and Michael Jones. Street scene: A new dataset and evaluation protocol for video anomaly detection. In *Proceedings of the IEEE/CVF winter conference on applications of computer vision*, pages 2569–2578, 2020. 2, 3
- [25] Nicolae-C Ristea, Florinel-Alin Croitoru, Radu Tudor Ionescu, Marius Popescu, Fahad Shahbaz Khan, Mubarak Shah, et al. Self-distilled masked auto-encoders are efficient video anomaly detectors. In *Proceedings of the IEEE/CVF conference on computer vision and pattern recognition*, pages 15984–15995, 2024. 3
- [26] Waqas Sultani, Chen Chen, and Mubarak Shah. Real-world anomaly detection in surveillance videos. In *Proceedings of the IEEE conference on computer vision and pattern recognition*, pages 6479–6488, 2018. 3
- [27] Waqas Sultani, Chen Chen, and Mubarak Shah. Real-world anomaly detection in surveillance videos, 2019. 3
- [28] Jiaqi Tang, Hao Lu, Ruizheng Wu, Xiaogang Xu, Ke Ma, Cheng Fang, Bin Guo, Jiangbo Lu, Qifeng Chen, and Ying-Cong Chen. Hawk: Learning to understand open-world video anomalies, 2024. 2
- [29] Qwen Team. Qwen3 technical report, 2025. 7, 8
- [30] Yu Tian, Guansong Pang, Yuanhong Chen, Rajvinder Singh, Johan W Verjans, and Gustavo Carneiro. Weakly-supervised video anomaly detection with robust temporal feature magnitude learning. *arXiv preprint arXiv:2101.10030*, 2021. 6, 7
- [31] Yu Tian, Guansong Pang, Yuanhong Chen, Rajvinder Singh, Johan W Verjans, and Gustavo Carneiro. Weakly-supervised video anomaly detection with robust temporal feature magnitude learning. *arXiv preprint arXiv:2101.10030*, 2021. 2
- [32] Yu Tian, Guansong Pang, Yuanhong Chen, Rajvinder Singh, Johan W Verjans, and Gustavo Carneiro. Weakly-supervised video anomaly detection with robust temporal feature magnitude learning. In *Proceedings of the IEEE/CVF international conference on computer vision*, pages 4975–4986, 2021. 3
- [33] Team Wan, Ang Wang, Baole Ai, Bin Wen, Chaojie Mao, Chen-Wei Xie, Di Chen, Feiwei Yu, Haiming Zhao, Jianxiao Yang, Jianyuan Zeng, Jiayu Wang, Jingfeng Zhang, Jingen Zhou, Jinkai Wang, Jixuan Chen, Kai Zhu, Kang Zhao, Keyu Yan, Lianghua Huang, Mengyang Feng, Ningyi Zhang, Pandeng Li, Pingyu Wu, Ruihang Chu, Ruili Feng, Shiwei Zhang, Siyang Sun, Tao Fang, Tianxing Wang, Tianyi Gui, Tingyu Weng, Tong Shen, Wei Lin, Wei Wang, Wei Wang, Wenmeng Zhou, Wenten Wang, Wenting Shen, Wenyuan Yu, Xianzhong Shi, Xiaoming Huang, Xin Xu, Yan Kou, Yangyu Lv, Yifei Li, Yijing Liu, Yiming Wang, Yingya Zhang, Yitong Huang, Yong Li, You Wu, Yu Liu, Yulin Pan, Yun Zheng, Yuntao Hong, Yupeng Shi, Yutong Feng, Zeyinzi Jiang, Zhen Han, Zhi-Fan Wu, and Ziyu Liu. Wan: Open and advanced large-scale video generative models, 2025. 2, 3, 6
- [34] Xuanzhao Wang, Zhengping Che, Bo Jiang, Ning Xiao, Ke Yang, Jian Tang, Jieping Ye, Jingyu Wang, and Qi Qi. Robust unsupervised video anomaly detection by multipath frame prediction. *IEEE transactions on neural networks and learning systems*, 33(6):2301–2312, 2021. 2
- [35] Thaddäus Wiedemer, Yuxuan Li, Paul Vicol, Shixiang Shane Gu, Nick Matarese, Kevin Swersky, Been Kim, Priyank Jaini, and Robert Geirhos. Video models are zero-shot learners and reasoners, 2025. 2, 3
- [36] Peng Wu, Jing Liu, Yujia Shi, Yujia Sun, Fangtao Shao, Zhaoyang Wu, and Zhiwei Yang. Not only look, but also listen: Learning multimodal violence detection under weak supervision. In *European conference on computer vision*, pages 322–339. Springer, 2020. 3

- [37] Peng Wu, Xuerong Zhou, Guansong Pang, Lingru Zhou, Qingsen Yan, Peng Wang, and Yanning Zhang. Vadclip: Adapting vision-language models for weakly supervised video anomaly detection, 2023. [2](#)
- [38] Peng Wu, Xuerong Zhou, Guansong Pang, Yujia Sun, Jing Liu, Peng Wang, and Yanning Zhang. Open-vocabulary video anomaly detection, 2024. [3](#)
- [39] Yuchen Yang, Kwonjoon Lee, Behzad Dariush, Yinzhi Cao, and Shao-Yuan Lo. Follow the rules: Reasoning for video anomaly detection with large language models, 2024. [3](#)
- [40] Luca Zanella, Willi Menapace, Massimiliano Mancini, Yiming Wang, and Elisa Ricci. Harnessing large language models for training-free video anomaly detection, 2024. [3](#)
- [41] Huaxin Zhang, Xiaohao Xu, Xiang Wang, Jialong Zuo, Xiaonan Huang, Changxin Gao, Shanjun Zhang, Li Yu, and Nong Sang. Holmes-vau: Towards long-term video anomaly understanding at any granularity. In *Proceedings of the Computer Vision and Pattern Recognition Conference*, pages 13843–13853, 2025. [8](#)
- [42] Huaxin Zhang, Xiaohao Xu, Xiang Wang, Jialong Zuo, Xiaonan Huang, Changxin Gao, Shanjun Zhang, Li Yu, and Nong Sang. Holmes-vau: Towards long-term video anomaly understanding at any granularity, 2025. [2](#)
- [43] Menghao Zhang, Jingyu Wang, Qi Qi, Haifeng Sun, Zirui Zhuang, Pengfei Ren, Ruilong Ma, and Jianxin Liao. Multi-scale video anomaly detection by multi-grained spatio-temporal representation learning. In *Proceedings of the IEEE/CVF Conference on Computer Vision and Pattern Recognition*, pages 17385–17394, 2024. [3](#)
- [44] Yingying Zhang, Desen Zhou, Siqin Chen, Shenghua Gao, and Yi Ma. Single-image crowd counting via multi-column convolutional neural network. In *Proceedings of the IEEE conference on computer vision and pattern recognition*, pages 589–597, 2016. [2](#)
- [45] Yuanhan Zhang, Bo Li, haotian Liu, Yong jae Lee, Liangke Gui, Di Fu, Jiashi Feng, Ziwei Liu, and Chunyuan Li. Llava-next: A strong zero-shot video understanding model, 2024. [8](#)
- [46] Hang Zhou, Junqing Yu, and Wei Yang. Dual memory units with uncertainty regulation for weakly supervised video anomaly detection. In *Proceedings of the AAAI Conference on Artificial Intelligence*, pages 3769–3777, 2023. [2](#), [6](#), [7](#)
- [47] Hang Zhou, Junqing Yu, and Wei Yang. Dual memory units with uncertainty regulation for weakly supervised video anomaly detection. In *Proceedings of the AAAI Conference on Artificial Intelligence*, pages 3769–3777, 2023. [3](#)
- [48] Liyun Zhu, Lei Wang, Arjun Raj, Tom Gedeon, and Chen Chen. Advancing video anomaly detection: A concise review and a new dataset. *Advances in Neural Information Processing Systems*, 37:89943–89977, 2024. [3](#)

Pistachio:

Towards Synthetic, Balanced, and Long-Form Video Anomaly Benchmarks

Supplementary Material

6. Details of the System Prompts.

The comprehensive system prompts (Tab 5) are pivotal for precisely guiding the Large Language Model (LLM) through the multi-stage annotation workflow of the Pistachio dataset. These stage-specific prompts are designed to ensure structured and consistent output generation across four critical phases, aligning with the methodology described in the main paper:

1. **Scene-aware Classification** (Sec 3.2.1): A single, unified prompt template is used to categorize video content based on scene characteristics, which informs subsequent anomaly definition.
2. **Anomaly Type Determination** (Sec 3.2.1): This stage employs six distinct system prompts, one dedicated to each of the six main scene categories. This granularity is essential for tailoring the anomaly definition process to the specific environmental and behavioral norms of each scene.
3. **Multi-step Storyline Construction** (Sec 3.2.1): This phase utilizes a total of 68 prompt templates to cover the diverse scenarios in the dataset:
 - Long-Form Anomaly Videos (31 templates): One template for each of the 31 fine-grained anomaly types to construct long-duration anomaly events.
 - Short-Form Anomaly Videos (31 templates): One template for each of the 31 fine-grained anomaly types to construct short-duration anomaly events.
 - Normal Videos (2 templates): Dedicated templates for generating storylines for both long-form and short-form normal (non-anomaly) videos.
 - Multi-Anomaly Videos (4 templates): Templates for generating storylines containing multiple anomalies within a single video, covering the four specified complex anomaly categories.

We provide one representative template for each general type of scenario (e.g., one template for long-form anomaly videos, one for short-form normal videos) in Tab 6.

4. **Event-level to Video-level Annotation Generation** (Sec 3.2.3): A dedicated prompt template is employed to consolidate the event-level details generated in the preceding steps (Storyline Construction) into the final structured, video-level annotations. This crucial prompt strictly guides the LLM to output the required labeling format.

The full, verbatim text of all primary system prompt tem-

plates, including template structure and input variables, is comprehensively documented in Tab 5 and Tab 6.

7. Dataset Characterization and Curation Details.

To further substantiate the quality, diversity, and robust generation methodology of the Pistachio dataset, we provide additional visualizations and analysis related to our curation process. Our complete generation pipeline, formalized in Algorithm 1, demonstrates a systematic three-stage approach: Scene-Aware Classification, Anomaly Type Specification, and Multi-step Storyline Generation. This algorithmic framework ensures consistent and controllable video synthesis across all dataset samples. Figure 5 illustrates a detailed comparison of our proposed video generation scheme against alternative methods, specifically highlighting our effectiveness in handling and filtering non-compliant video outputs. The algorithm’s scene-conditioned design (Lines 1-7) and hierarchical anomaly assignment strategy (Lines 8-18) enable precise control over the anomaly-scene pairing process, which is critical for generating realistic and contextually appropriate anomalies. Furthermore, Figure 6 provides a comprehensive, fine-grained view of the dataset’s composition by mapping the distribution of all exception categories across the six primary scene scenarios, demonstrating the dataset’s balanced and multi-faceted nature achieved through our structured pipeline.

7.1. Pistachio’s Role in Generalization Evaluation

As shown in Tab 7, the primary advantage of the Pistachio dataset is its effectiveness in **exposing the generalization gap** of existing Video Anomaly Detection (VAD) models when faced with new and diverse anomalies, which is crucial for assessing real-world applicability. The reasons for this are threefold. First, our Pistachio dataset comprises 31 distinct anomaly types, over half of which are unique and not present in existing benchmarks like UCF-Crime. This diversity makes it an excellent testbed for evaluating out-of-distribution generalization capabilities. In contrast, UCF-Crime is primarily focused on crime-related activities, which limits its generalizability to datasets like ShanghaiTech (ShT). Second, while UCF-Crime consists mostly of scenes with sparse crowds, our dataset encompasses a balanced variety of environments with both low and high pedestrian density. This composition enhances its generalization power towards crowded street scenarios,

Table 5. System prompts for Scene-aware Classification, Anomaly Type Determination, and Event-to-Video-level Annotation Generation phases of the Pistachio dataset generation pipeline.

Prompt Type	Prompt Content
Scene-aware Classification	<p>You are a professional image scene analysis expert. Your sole task is to accurately classify the images provided by users into the following six fixed scene categories. You must strictly adhere to the rules:</p> <p>No creating new categories: You may only choose one of the following six options and must not invent new category names.</p> <p>No explanations: Your response must not include any analysis process, reasoning, possibilities, or confidence levels.</p> <p>No multi-labeling: Each image has one and only one most matching scene.</p> <p>Response format: You must and can only return a pure, unmodified category name.</p> <p>The six scene categories:</p> <ol style="list-style-type: none"> 1. Public Roads & Transportation Areas 2. Enclosed & Indoor Premises 3. Commercial & Entertainment Gathering Points 4. Industrial & Construction Zones 5. Outdoor & Natural Environments 6. Critical Infrastructure
Anomaly Type Determination (6 prompts, one per scene)	<p>Example for Commercial & Entertainment Gathering Points:</p> <p>You are an expert in multi-image analysis and event inference for "Commercial & Entertainment Gathering Points." You will receive a set of image files. Your task is to assign the most likely and specific anomalous events that will happen in the future for each image according to the following priorities: first, identify the most probable anomalous events. Second, ensure that the types of events are relatively evenly distributed across the entire image set.</p> <p>Abnormal Event Categories (15 specific events): Theft, Fighting & Physical Conflict, Weapons Incident, Robbery, Animal abuse, Slip & Fall Accident, Pushing Conflict, Sudden Illness & Seizure, Fire, Vandalism, Explosion, Falling Object & Collapse, Animal Attack or Fight, Wild Large Animal Intrusion, Other.</p> <p>Output Requirements: Output must be a strict numbered list. The [event_name] must be a single, lowercase string with spaces replaced by underscores.</p> <p><i>Note: Similar prompts exist for the other 5 scene categories with category-specific anomaly types.</i></p>
Event-level to Video-level Annotation	<p>Summarize the following series of events into a single, concise video-level prompt. The summary should combine the main actions, characters, and settings into a continuous narrative. Please output only the summary content without any prefix or explanation.</p> <p>Input: Event sequence from Multi-step Storyline Construction</p> <p>Output: Consolidated video-level description</p>

such as those found in ShT. For instance, the AUC of CLIP-TSA[11] plummets from 82.56% (on UCF) to 61.06% (on Pistachio). This marked performance drop clearly indicates the model’s failure to effectively recognize the semantic and visual characteristics of the novel, unseen anomalies unique to Pistachio.

The notable performance variations across the three methods on OOD test sets can be primarily attributed to their core design philosophy, particularly their utilization of Vision-Language Pre-training (VLP) knowledge. VadCLIP [37] leverages a dual-branch structure that makes full use of the frozen CLIP model’s fine-grained vision-language alignment. The visual features are enhanced by alignment with rich semantic language representations. This cross-modal knowledge acts as a strong semantic prior, providing a generalized understanding of "anomaly" that transcends

dataset-specific visual features. Consequently, it achieves the best generalization performance to Pistachio’s novel anomalies. CLIP-TSA [11] also utilizes the ViT-encoded visual features from CLIP, but it focuses on modeling temporal dependencies via a Temporal Self-Attention (TSA) module. Crucially, it primarily relies on visual features and discards the rich semantic alignment information available through the language branch of CLIP. This visual-centric approach, while efficient, struggles to capture the novel semantic concepts in OOD anomalies, leading to a significant drop in its overall ranking ability (AUC) on datasets like Pistachio and ShanghaiTech. PEL4VAD [22] seeks to improve semantic discriminability through a Prompt-Enhanced Learning (PEL) module, which integrates semantic priors using knowledge-based prompts extracted from an external knowledge base (ConceptNet). While this is a

Table 6. Representative system prompt templates for the **Multi-step Storyline Construction** phase of the Pistachio dataset generation pipeline. These templates guide the LLM to construct coherent narratives for different video types.

Prompt Type	Prompt Content
Normal Storyline (Short-Form)	I2V_A14B_LJ_EMPTY_EN_SYS_LESS_NORMAL_PROMPT You are an expert in crafting video description prompts. Your task is to transform the image content provided by the user into multiple coherent dynamic segments... Specific requirements are as follows: <i>[Key requirements: 3-6 second segments; 2-3 paragraphs; "Fixed wide shot"; continuous, normal dynamic scenes; total output ≤ 100 words.]</i> Example 1: 1. Fixed wide shot. A young woman carrying a stack of books walks out from a library entrance...
Normal Storyline (Long-Form)	I2V_A14B_LJ_EMPTY_EN_SYS.NORMAL_PROMPT You are an expert in creating prompts for segmented video stories. Your task is to construct a coherent long narrative comprising 7-8 independent video segments based on the image content... Specific requirements are as follows: <i>[Key requirements: 4-6 second segments; 7-8 paragraphs; "Fixed wide-angle shot"; focus on ordinary daily scenes; specify gender/description for all persons; total output ≤ 150 words.]</i> Example 1: 1. Fixed wide-angle shot: Elderly man reads newspaper on park bench, young mother pushes stroller entering from right...
Anomaly Storyline (Short-Form)	I2V_A14B_LJ_EMPTY_EN_SYS.LESS-Traffic-Accident_PROMPT You are an expert in crafting video description prompts. Your task is to take an image input by the user and use reasonable imagination to bring the image to life, emphasizing potential dynamic anomalies... Specific requirements are as follows: <i>[Key requirements: 5 second segments; 2-3 segments; "panoramic fixed shot"; results must revolve around specific anomalies like "collision", avoiding vague words; total output ≤ 100 words.]</i> Example 1: 1. Panoramic fixed shot: A blue sedan drives through an intersection when suddenly a red truck runs the stoplight, colliding with the sedan's passenger side...
Anomaly Storyline (Long-Form)	Step_3_EN_SYS_N_Infrastructure-Failure_One_PROMPT You are an expert in creating prompts for segmented video stories. You will receive a specific abnormal event type requirement from the user: "Infrastructure Failure"... Based on this, you need to construct a storyline distributed across 7-8 independent video segments... <i>[Key requirements: 7-8 segments; "Fixed wide-angle shot"; failure must be clearly visible and show public impact; first segment must establish normal operation; avoid words like "almost".]</i> Example 1: 1. Fixed wide-angle shot: A busy intersection with traffic lights functioning and vehicles (mixed types) flowing normally...
Multi-Anomaly Storyline	Step_3_EN_SYS_N_Explosion_Falling_Object_Collapse_One_PROMPT You are an expert in creating prompts for segmented video stories. You will receive a specific requirement: a storyline containing TWO sequential abnormal events - "Explosion" followed by "Falling Object & Collapse"... Based on this, you need to construct a storyline distributed across 6-8 independent video segments... <i>[Key requirements: 6-8 segments; "Fixed wide-angle shot"; must depict TWO sequential abnormal events; first segment must be normal; must show clear blast effects and subsequent collapse/falling objects.]</i> Example 1: 1. Fixed wide-angle shot: A factory building with workers (three males) operating machinery near storage racks...

step beyond purely visual methods, its semantic priors are derived from a different source than CLIP’s massive pre-training. Its generalization performance is expected to be an intermediate ground: better than purely visual models due to semantic enhancement, but potentially less robust than VadCLIP due to the difference in scale and breadth of the VLP knowledge utilized.

The results show that effective generalization to unseen anomalies in real-world scenarios (as simulated by the Pistachio dataset) requires leveraging generalized, semantically-rich cross-modal knowledge, rather than relying solely on visual features or simpler temporal modeling.

7.2. Discussion and Future Directions

The comparative analysis across both in-distribution Tab 2 and cross-dataset generalization Tab 7 experiments reveals several critical directions for advancing Video Anomaly Detection systems. First, the substantial performance gap between training and testing on Pistachio versus traditional datasets like UCF-Crime underscores the urgent need for models that can handle diverse, balanced anomaly distributions beyond crime-centric scenarios. The success of VadCLIP in cross-dataset generalization, attributed to its exploitation of frozen CLIP’s vision-language alignment, suggests that future research should prioritize the integration of large-scale vision-language pre-training knowledge to capture generalizable semantic concepts of "anomaly" rather than dataset-specific visual patterns. Meanwhile, the

Table 7. Cross-dataset generalization performance. Models trained on source dataset and tested on target datasets. AUC/AP in %. Best results in **bold**, second-best underlined. Values in parentheses show relative improvement compared to UCF-based training.

UCF-Crime as Training Dataset								
Method	UCF		UCF→XD		UCF→ShT		UCF→Pist.	
	AUC	AP	AUC	AP	AUC	AP	AUC	AP
VadCLIP	85.69	26.50	86.00	66.66	4.26	2.94	86.36	27.15
CLIP-TSA	<u>82.56</u>	<u>21.62</u>	<u>81.93</u>	<u>51.75</u>	<u>19.57</u>	<u>3.27</u>	61.06	<u>39.80</u>
PEL4VAD	86.58	31.05	80.13	51.38	39.36	4.26	69.90	51.17

Pistachio as Training Dataset								
Method	Pistachio		Pist.→XD		Pist.→ShT		Pist.→UCF	
	AUC	AP	AUC	AP	AUC	AP	AUC	AP
VadCLIP	78.06	64.13	87.52	64.05 (↓3.9%)	52.18	52.18 (↑1675.2%)	58.80	58.80
CLIP-TSA	<u>80.91</u>	<u>57.30</u>	<u>86.21</u>	<u>62.48</u> (↑20.7%)	<u>69.15</u>	<u>9.18</u> (↑180.7%)	<u>61.58</u>	<u>10.48</u>
PEL4VAD	83.70	70.96	85.94	63.42 (↑23.4%)	78.43	23.04 (↑440.8%)	66.66	19.02

changes. Looking forward, the dramatic improvements in cross-dataset performance when training on Pistachio (e.g., PEL4VAD[22] achieving 440.8% AP improvement on ShanghaiTech compared to UCF-Crime training) demonstrate that synthetic, balanced datasets can serve as effective pre-training resources for real-world deployment. Future VAD architectures should embrace multi-modal learning paradigms that combine rich textual semantic priors with temporal visual modeling, while also incorporating mechanisms for handling long-form videos with complex, multi-event narratives. The Pistachio benchmark’s introduction of novel anomaly categories like landslides, animal predation, and infrastructure failures—absent from existing datasets—highlights the need for open-vocabulary detection capabilities that can recognize previously unseen anomaly types through semantic reasoning rather than purely visual matching. To successfully transition models from synthetic data to real-world applications, future research should combine the advantages of generation-based datasets (scalability, balance, and controllability) with domain adaptation strategies that can bridge the visual and contextual differences between synthetic and authentic surveillance footage. Moreover, we plan to extend our generation pipeline to enable precise frame-level control over anomaly onset and termination timestamps, addressing the fundamental limitations of manual annotation where human labelers often disagree on the exact boundaries of anomalous events. This capability will provide objectively defined, pixel-accurate temporal ground truth that eliminates annotator subjectivity and enables more reliable evaluation of frame-level detection algorithms.

Algorithm 1 Scene-Conditioned Anomaly Storyline Generation

Input: Image set $\mathcal{I} = \{I_1, \dots, I_N\}$, Vision-Language Model $\mathcal{M}(\cdot)$, Scene configuration \mathcal{C}_{scene}

Output: Image-storyline pairs $\{(I_i, \mathcal{S}_i)\}_{i=1}^N$

```

1: Stage 1: Scene Classification
2: for  $i = 1$  to  $N$  do
3:   Extract scene categories  $C = \{c_1, \dots, c_K\} \cup \{\text{"Other"}\}$  from  $\mathcal{C}_{scene}$ 
4:    $\hat{c}_i \leftarrow \mathcal{M}(I_i, \text{prompt}_{scene})$  using Eq. 1
5:   Assign  $I_i \rightarrow \mathcal{G}_{\hat{c}_i}$ 
6: end for
7: Stage 2: Anomaly Type Assignment
8: Initialize anomaly mapping  $\mathcal{A} : I_i \mapsto a_i$ 
9: for each scene category  $c_j \in C$  do
10:  if  $|\mathcal{G}_{c_j}| > 0$  then
11:     $A_j \leftarrow \{a_{j,1}, \dots, a_{j,M_j}\}$  from  $\mathcal{C}_{scene}[c_j]$ 
12:     $\phi_j \leftarrow \text{BuildPrompt}(c_j, A_j)$  using Eq. 2
13:    for each  $I_i \in \mathcal{G}_{c_j}$  do
14:       $\hat{a}_i \leftarrow \mathcal{M}(I_i, \phi_j)$ 
15:       $\mathcal{A}[I_i] \leftarrow \hat{a}_i$ 
16:    end for
17:  end if
18: end for
19: Stage 3: Storyline Generation
20: for  $i = 1$  to  $N$  do
21:  Retrieve  $c_i \leftarrow \text{GetScene}(I_i, \mathcal{G})$  and  $a_i \leftarrow \mathcal{A}[I_i]$ 
22:   $p_i \leftarrow \mathcal{C}_{scene}[c_i][a_i]$ 
23:   $\psi_i \leftarrow \text{FormatPrompt}(p_i, I_i)$  using Eq. 3
24:   $\mathcal{S}_i \leftarrow \mathcal{M}(I_i, \psi_i)$  using Eq. 4
25: end for
26: return  $\{(I_i, \mathcal{S}_i)\}_{i=1}^N$ 

```