

# A Benchmark for Zero-Shot Belief Inference in Large Language Models

Joseph Malone<sup>1,\*</sup>, Rachith Aiyappa<sup>1</sup>, Byunghwee Lee<sup>2</sup>,  
Haewoon Kwak<sup>1</sup>, Jisun An<sup>1</sup>, and Yong-Yeol Ahn<sup>2</sup>

<sup>1</sup>Center for Complex Networks and Systems Research, Indiana University, Bloomington, IN, USA

<sup>2</sup>School of Data Science, University of Virginia, Charlottesville, VA 22903, USA

\*jpmalone@iu.edu

## Abstract

Beliefs are central to how humans reason, communicate, and form social connections, yet most computational approaches to studying them remain confined to narrow sociopolitical contexts and rely on fine-tuning for optimal performance. Despite the growing use of large language models (LLMs) across disciplines, how well these systems generalize across diverse belief domains remains unclear.

We introduce a systematic, reproducible benchmark that evaluates the ability of LLMs to predict individuals' stances on a wide range of topics in a zero-shot setting using data from an online debate platform. The benchmark includes multiple informational conditions that isolate the contribution of demographic context and known prior beliefs to predictive success. Across several small- to medium-sized models, we find that providing more background information about an individual improves predictive accuracy, but performance varies substantially across belief domains. These findings reveal both the capacity and limitations of current LLMs to emulate human reasoning, advancing the study of machine behavior and offering a scalable framework for modeling belief systems beyond the sociopolitical sphere.

**Keywords:** large language models; belief prediction; computational social science; machine behavior; zero-shot learning

# 1 Introduction

Beliefs structure the reasoning processes through which humans interpret and navigate the world. Because reasoning is shaped through communication and shared experience, individual beliefs continually influence one another, forming complex networks that shape how people make sense of reality [1]. Within these networks, shifts in one area of reasoning often correspond with changes in others, reflecting the structured nature of human thought.

Social scientists have observed that beliefs cluster across seemingly unrelated domains, linking political ideology with lifestyle preferences and cultural taste, such as the tendency for liberals to drink lattes [2]. While traditionally explained through social contagion, where beliefs spread through imitation and reinforcement along network ties [3, 4], recent research proposes the associative diffusion model. This model posits that people adopt beliefs not merely through social contagion, but through perceived compatibility among ideas [5]. Once such associations emerge, they can intensify through social reinforcement, as small initial alignments introduced by early movers cascade into large-scale partisan divisions [6]. These findings highlight the structured and dynamic nature of human belief systems. Understanding how such systems form and evolve is therefore essential for explaining patterns of reasoning and the social outcomes they produce.

Yet, despite decades of sociological research on the formation and spread of beliefs, our understanding of belief systems at scale remains limited. Recent advances in artificial intelligence and, in particular, large language models (LLMs) offer a new avenue to study beliefs computationally, enabling large-scale analyses of how reasoning and social behavior emerge from patterns of belief [7]. Other studies have used LLMs for related social inference tasks, such as simulating human behavior [8, 9, 10, 11] and predicting public opinion [12, 13, 14, 15]. However, these efforts largely center on specific sociopolitical domains. Existing benchmarks have focused on stance detection or public-opinion prediction [16, 12, 13, 15], and thus do not systematically evaluate how well LLMs infer beliefs across varied contexts and domains. Addressing this limitation is critical, as LLMs are prone to hallucinations [17, 18] or biases [19, 20], which could amplify errors or reinforce stereotypes if the models are applied to broader belief domains.

In this work, we evaluate how LLMs predict individuals’ beliefs across a wide range of topics under varying informational settings, contributing to machine behavior research [21]. Concurrently, we provide a reproducible benchmark to systematically evaluate how LLMs emulate human belief reasoning across domains, enabling broader computational study of belief systems.

Using several contemporary small- to medium-sized LLMs, we evaluate belief prediction under varying informational conditions, from blind inference to context with demographic information and known beliefs of an individual. We find that providing more contextual information consistently improves predictive accuracy, but performance varies considerably across belief categories. These patterns reveal both the capacity and limitations of current LLMs to mirror human belief reasoning, advancing understanding of how models reason about human beliefs and offering insight into the social biases and reasoning patterns embedded within them.

## 2 Related Work

A growing body of work uses LLMs as tools for social measurement, with applications ranging from simulating human behavior [8, 9, 10, 11] and predicting public opinion [12, 13, 14, 15] to combating misinformation [22] and improving online personalized recommendations [23]. By contrast, we evaluate LLMs as social reasoners—measuring how well their predictions align with the belief associations observed in humans. Most such studies draw on established survey datasets, such as the General Social Survey<sup>1</sup> or American National Election Studies<sup>2</sup>, which gather only political and sociological beliefs. We leverage the Debate.org [24] (DDO) dataset, which spans diverse categories including religion, science, sports, entertainment, and more, allowing us to study belief systems in a more holistic sense.

In addition to these dataset constraints, many of these studies rely on fine-tuning to perform their tasks, a process often required to mitigate political and representation biases in LLM training-data [19, 20, 25]. For example, Kim and Lee [13] fine-tune Alpaca-7b with nationally

---

<sup>1</sup><https://gss.norc.org/>

<sup>2</sup><https://electionstudies.org/>

representative sociological survey data, and Argyle et al. [8] fine-tune GPT-3 using a variety of human subgroup backstories to simulate diverse respondents. Other approaches include the use of embeddings derived from fine-tuned models such as Sentence-BERT [26] to model belief interrelations and perform belief prediction [27].

Because fine-tuning requires task-specific data and limits generalization, a separate line of work has examined zero-shot LLM performance on social reasoning and stance detection tasks [28, 29, 16], as well. We extend this direction by benchmarking belief prediction in a zero-shot setting, testing how base models infer beliefs across diverse domains. To best benchmark base LLMs’ intrinsic capacity for belief inference, we evaluate their performance without additional fine-tuning or domain-specific data, isolating how well they capture the structure of human belief systems.

## 3 Methodology

### 3.1 Dataset

We utilized the DDO dataset [24] to extract *belief statements* from users to evaluate the prediction capabilities of various LLMs. The DDO dataset contains data spanning from October 15th, 2007, to September 19th, 2018 and provides three key types of information: demographic attributes of users (e.g. age, gender, ethnicity, religious ideology, etc.), various debate topics with arguments from two opposing sides, and stance votes (either “agree” or “disagree”) from observers who vote for the sides of the debates they agree with. This information provides the foundation for constructing the belief statements we use in our experiments.

### 3.2 Extracting Belief Statements from Debates

DDO provides us with a multitude of debate topics and votes from users on their stances toward the respective debate topics. The combination of a user’s stance (“agree” or “disagree”) with the debate topic yields the two components necessary to form a belief: an *attitude* (or stance) and a *proposition* [30]. We use the information on DDO to generate structured

---

### Example Belief Statements

---

I agree with the following: Euthanasia should be legal.

I disagree with the following: Climate change is a hoax.

I agree with the following: Bishops are more valuable than knights in chess.

I disagree with the following: There is a god.

---

**Table 1** Examples of structured belief statements generated from Debate.org stance—topic pairs.

belief statements of the form “I agree/disagree with the following: [Debate Title].” A few example belief statements can be found in Table 1. We utilize the same methodology to produce the processed DDO dataset as Lee et al. [27] in our utilization of belief statements.<sup>3</sup>

Not all debate titles in the DDO dataset were suitable to be turned into coherent belief statements. For example, many titles were incomplete, used comparative phrasing (e.g., “Batman or Superman”), or were otherwise difficult to interpret as a clear belief. Following Lee et al. [27], GPT-4 was employed to filter out any titles that could not be reasonably interpreted as a human belief. After these steps and additional pre-processing discussed in § 3.3, we are left with 119,119 unique belief statements among 5,712 unique users.

### 3.3 Data Pre-Processing and Chronological Splitting

We chronologically ordered the beliefs of each user from the processed DDO dataset to reflect more realistic prediction scenarios—using past beliefs to predict new beliefs. The data was split into train and test subsets where every user appears in each set:

- **Training Set:** Also referred to as “context beliefs”, these are the oldest 80% of each user’s generated belief statements. This set was used to provide context beliefs to the LLM at the time of prediction in the relevant experiment settings.
- **Test Set:** Also referred to as “test beliefs”, these are the remaining 20% of belief statements. This set is used only for evaluation. For each test belief, the model predicts

---

<sup>3</sup><https://github.com/ByunghweeLee-IU/Belief-Embedding>

the user’s stance based on varying input information dependent on the experiment setting (blind, demographics, context beliefs, context beliefs and demographics).

It is also important to mention that users who did not have enough total beliefs for the split ratio—users with less than five total belief statements—were omitted.

Table 2 contains the number of beliefs contained in each subset, as well as the average number of belief statements per user after all pre-processing. Note that every subset contains every user that has at least five total belief statements, and the ratio of training beliefs to test beliefs is approximately 4-to-1. Figure 1 contains the cumulative distributions of beliefs per user in the processed DDO dataset. Both plots exhibit power-law type behavior, meaning a relatively small number of users contributed a disproportionate share of belief statements.

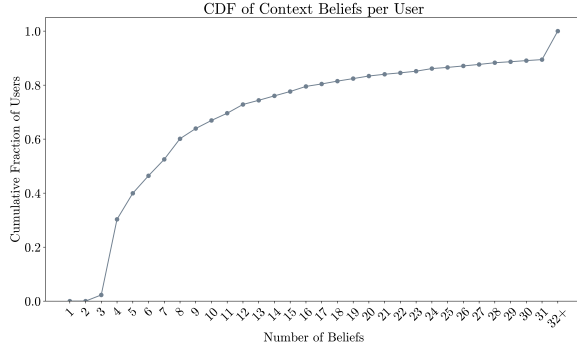
To prevent data leakage between the context and test sets, we also aim to eliminate any context beliefs whose semantic similarity is too similar to a test belief. We do this by removing any any context belief whose cosine similarity with a belief in the user’s test set exceeded 0.8, computed using Sentence-BERT embeddings.

Subset	# Users	# Beliefs	Avg. Beliefs/User	Std.
All Beliefs	5712	119119	20.85	49.19
Training	5712	92267	16.15	38.42
Test	5712	26852	4.70	10.81

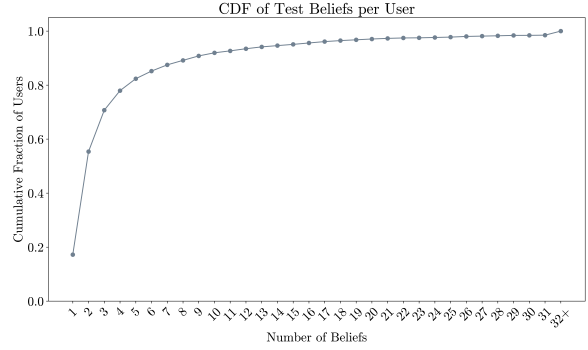
**Table 2** The number of users and belief statements contained in each subset, as well as the average number of beliefs per user and standard deviation

### 3.4 Task Definition

We evaluate how well LLMs make predictions about human belief systems in a binary classification setting. To determine the level of context required for accurate prediction, we employ an informational ablation framework, systematically varying the background information provided to the LLM. Specifically, for each user with a sufficient number of belief statements, we provide the model with incremental levels of background context—blind,



(a) Context (Training) beliefs



(b) Test beliefs

**Fig. 1** Cumulative distributions of beliefs per user in the processed DDO dataset: (a) context (training) beliefs and (b) test beliefs. Users with fewer than five total belief statements were excluded

demographics, context beliefs, and both (context beliefs + demographics)—and instruct it to predict the stance toward a held-out belief statement. We record the results under each experiment setting for each tested LLM and compare performance across both models and belief categories.

### 3.5 Model Selection

Table 3 shows the nine LLMs used in this study. These include various modern open-source models such as DeepSeek R1 Distill Llama 8B [31], DeepSeek R1 Distill Qwen 7B [31], Gemma 3 4B [32], Gemma 3 12B [32], Llama 3.1 8B [33], Llama 3.2 3B [33], Mistral 7B [34], Phi 4 14B [35], and Qwen 3 8B [36] each loaded and used on an Nvidia A100 80GB GPU via vLLM. We aim to include a diverse, practically relevant set of popular open-source LLMs to reflect current trends in the field.

### 3.6 Prompt Setup

It has been shown that encouraging LLMs to generate a series of intermediate reasoning steps—or a “chain-of-thought”—improves performance in complex reasoning tasks [37]. LLMs are also highly sensitive to the wording of their instructions [38]. To address both

<b>Model</b>	<b>Hugging Face Model ID</b>	<b>Inference Engine</b>
DeepSeek R1 Distill Llama:8b [31]	deepseek-ai/DeepSeek-R1-Distill-Llama-8B	vLLM <sup>a</sup>
DeepSeek R1 Distill Qwen:7b [31]	deepseek-ai/DeepSeek-R1-Distill-Qwen-7B	vLLM <sup>a</sup>
Gemma 3:4b [32]	google/gemma-3-4b-it	vLLM <sup>a</sup>
Gemma 3:12b [32]	google/gemma-3-12b-it	vLLM <sup>a</sup>
Llama 3.1:8b [33]	meta-llama/Llama-3.1-8B-Instruct	vLLM <sup>a</sup>
Llama 3.2:3b [33]	meta-llama/Llama-3.2-3B-Instruct	vLLM <sup>a</sup>
Mistral:7b [34]	mistralai/Mistral-7B-Instruct-v0.3	vLLM <sup>a</sup>
Phi 4 [35]	microsoft/phi-4	vLLM <sup>a</sup>
Qwen3:8b [36]	Qwen/Qwen3-8B	vLLM <sup>a</sup>

<sup>a</sup> <https://docs.vllm.ai/en/latest/>

**Table 3** Selected Models and Sources

these issues, we use DSPy [39] for its structured input and output design and chain-of-thought module. DSPy works by introducing *signatures*, which clearly structure the inputs and outputs of LLM interactions to better separate what the LLM should do and how it should be prompted to do it. This way, we are better able to organize the varying amounts of background information of a user and extract the binary prediction outputs from LLMs (e.g. “agree” or “disagree”) while also benefiting from the superior reasoning ability of chain-of-thought answers.

We define our model inputs and expected outputs using DSPy’s signature interface, and use DSPy to internally generate the corresponding system message and user messages for each LLM call. This is done to ensure consistent prompt formatting across models while abstracting the prompt engineering process. Our system message can be found in § 7.2, and an example user message and LLM response is provided below.

### 3.6.1 Example User Message

The following is an example of a user message for the beliefs-demographics experiment setting with the inclusion of some arbitrary values. The user message layout will remain the same for other experiment settings except for the exclusion of the relevant input fields.

```
[[ ## background ## ]]
description: 23-year old male
education: Some College
ethnicity: Not Saying
income: Less than $25,000
political_ideology: Libertarian
relationship: Married
religious_ideology: Agnostic

[[ ## known_beliefs ## ]]
[1] «I disagree with the following: Some cryptids are real»
[2] «I agree with the following: x-men movie version would win in a
```

```

battle against avengers movie version»
[3] «I disagree with the following: We are the main focus of God»
[4] «I agree with the following: Humans should be more logic than
faith orientated »
[[ ## proposition ## ]]
You need a God in order to explain the creation of the universe.

```

Respond with the corresponding output fields, starting with the field  
‘[[ ## reasoning ## ]]', then ‘[[ ## prediction ## ]]' (must be  
formatted as a valid Python bool),  
and then ending with the marker for ‘[[ ## completed ## ]]'

### 3.6.2 Example Output Message

The following contains the layout of the previous example user message. This response format remains the same across all experiment settings.

```

[[ ## reasoning ## ]]
The user expresses atheistic views, disagreeing with
propositions related to God's existence. They also show a preference
for logical reasoning over faith-based arguments (agreeing with "humans
should be more logic than faith orientated"). Given the user's established
atheism and logic-based
reasoning, they are unlikely to accept this proposition.
[[ ## prediction ## ]]
False
[[ ## completed ## ]]

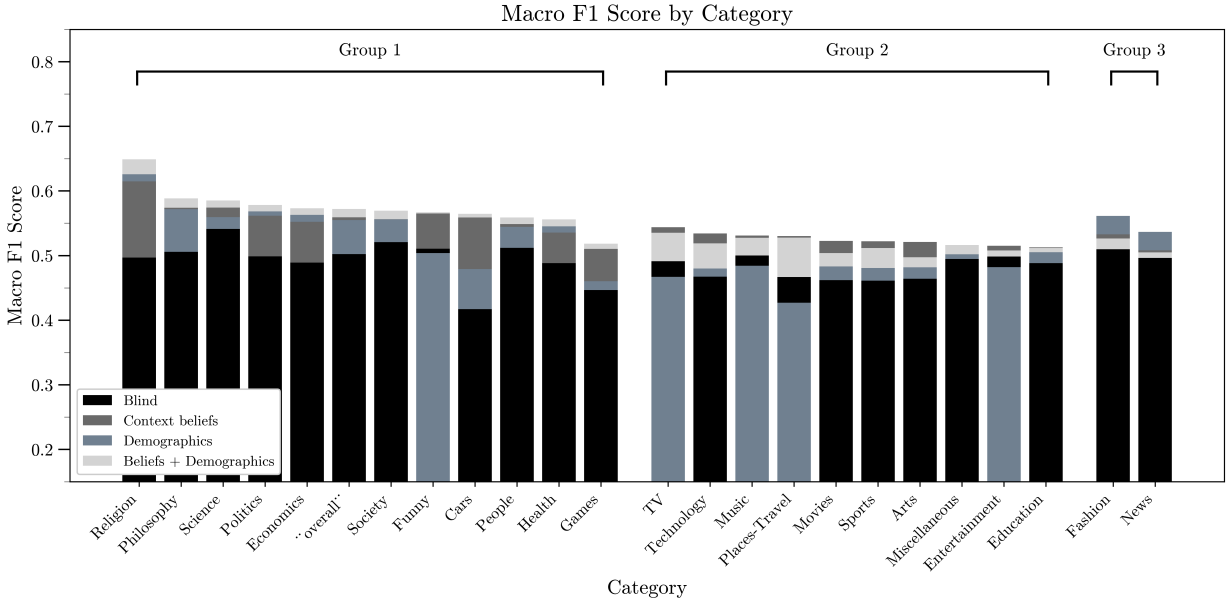
```

This prompting strategy allows us to effectively evaluate how well each LLM predicts beliefs based on known information about a user and minimizes prompt-formatting differences across models.

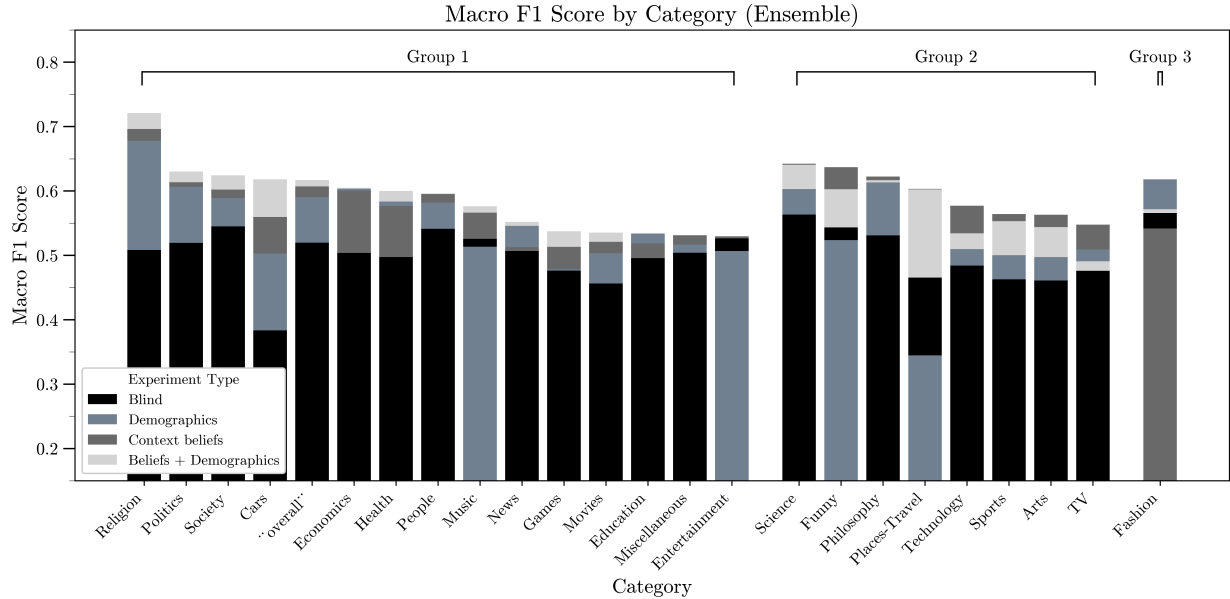
## 4 Results

We aggregate LLM performance across models using two methods: the mean of individual model results, which captures typical model behavior, and a majority vote from all LLMs on each prediction for a consensus-based approach. We evaluate four input settings that vary the background information provided to the model: (1) *blind*—no background information; (2) *demographics*—only demographic attributes; (3) *context beliefs*—only context belief statements; and (4) *beliefs + demographics*—both demographics and context beliefs. Figure 2 shows the mean performance of the nine LLMs used for this study with all belief categories and varying amounts of background information. Precise measurements can be found in Table 5 available in § 7.1. Figure 3 shows the performance when using a majority vote across LLMs to determine predictions instead, with the corresponding table (Table 6) also available in § 7.1.

We identify distinct groups of categories that are grouped by which experiment setting for that category had the highest macro F1 score. This layout displays which inputs are most useful for prediction and shows where additional information adds little or negative value.



**Fig. 2** The mean macro F1 scores across models for each prompt setting and belief category separated into 3 distinct groups based on each category’s top-performing experiment setting



**Fig. 3** The macro F1 scores when models participate in a majority vote for each prompt setting and belief category separated into three distinct groups based on each category’s top-performing experiment setting

As we can see from Figures 2 and 3, we have three main groups which share top-performing experiment conditions:

- **Group 1:** Categories in this group perform best when provided both demographic attributes and context beliefs. Most frequently, the experimental results improve in the order blind  $\rightarrow$  demographics  $\rightarrow$  context beliefs  $\rightarrow$  beliefs + demographics, but there are exceptions where demographics are shown to be more either more valuable than context beliefs or less valuable than providing no information at all (the blind setting).
- **Group 2:** These categories perform best when provided only context beliefs. Though, for all of these categories, providing both demographic information and context beliefs is more valuable than providing only demographic information or no information. This implies that the inclusion of demographic information in addition to context beliefs can worsen performance in certain categories.

- **Group 3:** These categories perform best when provided *only* demographic information. Ordering within this group is inconsistent across categories.

Across categories, the majority-vote aggregation yields higher macro-F1 scores than the aggregation of scores via mean. The ordering of input conditions by performance is also broadly consistent across approaches: providing both demographics and context beliefs generally achieves the highest scores, context beliefs are generally more valuable for prediction than demographics, and the blind condition results in accuracy similar to producing a label by chance. In several categories, however, models perform best when given only one information type and adding the other signal reduces accuracy. We even see that the inclusion of demographic information can sometimes result in worse performance than providing no background information at all. At the category level, we see that religious beliefs are the most accurately predicted across both approaches.

While our primary focus is on patterns across models, we also include Table 4 for completeness to show the performance of each individual LLM under each prompt setting. Averaged across both categories and models, demographics improve macro-F1 relative to the blind baseline by 6 percentage points, context beliefs by 6.5 points, and the combined beliefs + demographics condition by 7.8 points.

	Blind	Dem.	Con. Beliefs	Dem. + Beliefs
DeepSeek R1 Distill Llama:8b	47.3	54.5	54.8	<b>56.3</b>
DeepSeek R1 Distill Qwen:7b	50.9	<b>53.4</b>	52.2	53.1
Gemma 3:4b	51.1	55.9	55.2	<b>56.6</b>
Gemma 3:12b	51.7	58.9	60.7	<b>61.5</b>
Llama 3.1:8b	47.2	53.5	51.9	<b>53.6</b>
Llama 3.2:3b	50.9	52.5	53.8	<b>55.0</b>
Mistral:7b	50.1	55.4	56.8	<b>58.3</b>
Phi 4:14B	52.5	60.0	62.0	<b>63.5<sup>†</sup></b>
Qwen3:8b	52.6	59.9	61.2	<b>62.4</b>
<b>Combined</b>	50.5	56.0	56.5	<b>57.8</b>

**Table 4** The macro F1 Score (%) of different LLMs under varying input conditions for the belief prediction task. “Combined” indicates the mean of all other models. Bold text indicates the best performer out of each LLM’s respective prompt settings. <sup>†</sup> indicates the best-performing model

Table 4 shows that the beliefs + demographics condition yields the highest macro-F1 scores for 8 of 9 LLMs, with the exception being DeepSeek R1 Distill Qwen-7B, which peaks under the demographics condition. Relative to each model’s blind baseline, improvements to the model’s best condition range from +2.5 to +11.0 percentage points, with a median of +8.2. Comparing single-signal conditions, context beliefs outperform demographics in 6 of 9 models. Phi-4 performs best out of all models, achieving a score of 63.5 in the beliefs + demographics condition.

Overall, these results highlight that while LLMs can leverage both demographics and context beliefs to better predict the beliefs of individuals, performance varies considerably across categories and experiment settings.

## 5 Discussion

Across twenty-three belief categories and four information conditions, our results show a consistent pattern: predictive accuracy increases as models receive richer background information about the target individual. Performance rises from the blind condition—where predictions reflect broad population priors—through the demographics-only and known beliefs-only (context) conditions, and peaks when both information types are combined. This gradient indicates that base LLMs can use added cues to personalize their inferences beyond population averages. Yet even in the most informative setting, the absolute accuracy remains moderate. From a machine behavior perspective, this pattern suggests that LLMs exhibit structured but bounded forms of social reasoning—responding to contextual cues in ways that resemble human inference, yet rooted in surface-level correlations rather than deeper conceptual understanding.

The improvement from blind to information-rich settings reflects the different kinds of signals each source provides. Demographic attributes supply high-level social priors—statistical cues about how people with similar backgrounds tend to respond to different issues—while prior belief statements offer direct, task-specific evidence of a user’s expressed opinions and worldview. Prior beliefs therefore anchor predictions in a user’s expressed attitudes rather than demographic averages, whereas demographics alone capture only broad group tendencies. When both information sources are available, demographics set a population-level baseline that context beliefs refine, yielding a modest gain that varies in size across belief categories. A complementary pattern also emerges when we compare aggregation methods.

Aggregating model predictions via majority vote improves accuracy relative to averaging scores across models. The gains are modest but consistent, suggesting that different models make partially complementary errors and encode demographic and contextual cues with varying emphases. These variations plausibly arise from variation in model architecture, training corpora, and alignment procedures, leading each model to emphasize distinct patterns in prompt material. This indicates that ensembles improve performance by exploiting model diversity, rather than by distilling some deeper, emergent understanding.

Despite these aggregate trends, performance varies markedly across belief domains. Categories like religion, science, and politics achieve the highest accuracy—likely because they combine standardized, widely discussed language with strong links between belief and social identity. This aligns with sociological accounts of belief clustering and associative diffusion [2, 5], as certain domains hold tighter networks of mutually reinforcing ideas while others remain more loosely organized. Such variation suggests that LLMs are sensitive to the associative structure of belief systems: they perform best where social meaning is more internally coherent and consistent, and struggle where it is diffuse or weakly coupled. Some performance variation may also reflect training data composition, as text in highly polarized domains tends to produce clearer linguistic distinctions between positions. Still, even in the best-performing domains, overall accuracy remains moderate across models.

The modest overall accuracy across models highlights both the difficulty of belief prediction and the limits of zero-shot inference. Some of this ceiling likely reflects noise in the task itself—users’ recorded stances do not always represent their true beliefs, nor are all prior statements guaranteed to be related or even consistent with the test proposition. LLMs thus operate under both information sparsity and human inconsistency that no prompt context can completely resolve. Beyond this data limitation, model biases also constrain performance: pretrained models absorb the demographic and ideological skews of the corpora they are trained on, which can privilege majority viewpoints or overfit to familiar demographic patterns.

These findings raise broader ethical and practical considerations. The ability to infer individual attitudes from limited cues highlights both the potential and risk of belief modeling. While such inference can be valuable for understanding model behavior or aspects of human belief systems themselves, it also exposes privacy and consent concerns and, given the moderate, variable accuracy of models, risks around fairness and misrepresentation. Responsible use of belief-prediction frameworks requires transparency about uncertainty and inherent model limitations, clear constraints on applications, and careful evaluation about how demographic or contextual information is used. Together, these findings position belief prediction as both a diagnostic tool to study LLM behavior and a testbed for understanding

how models internalize social reasoning under minimal supervision.

## 6 Conclusion

We have introduced a systematic, reproducible benchmark for evaluating how large language models infer human beliefs in a zero-shot setting. Using data from *Debate.org*, we tested multiple open-source models across four information conditions—from blind predictions to prompts including both demographic information and prior beliefs.

Providing richer background information consistently improved predictive accuracy, and ensemble aggregation enhanced stability by leveraging complementary model strengths. Accuracy was highest in belief domains with well-defined opposing viewpoints and high public salience, reflecting the models’ sensitivity to structured and widely articulated patterns of reasoning.

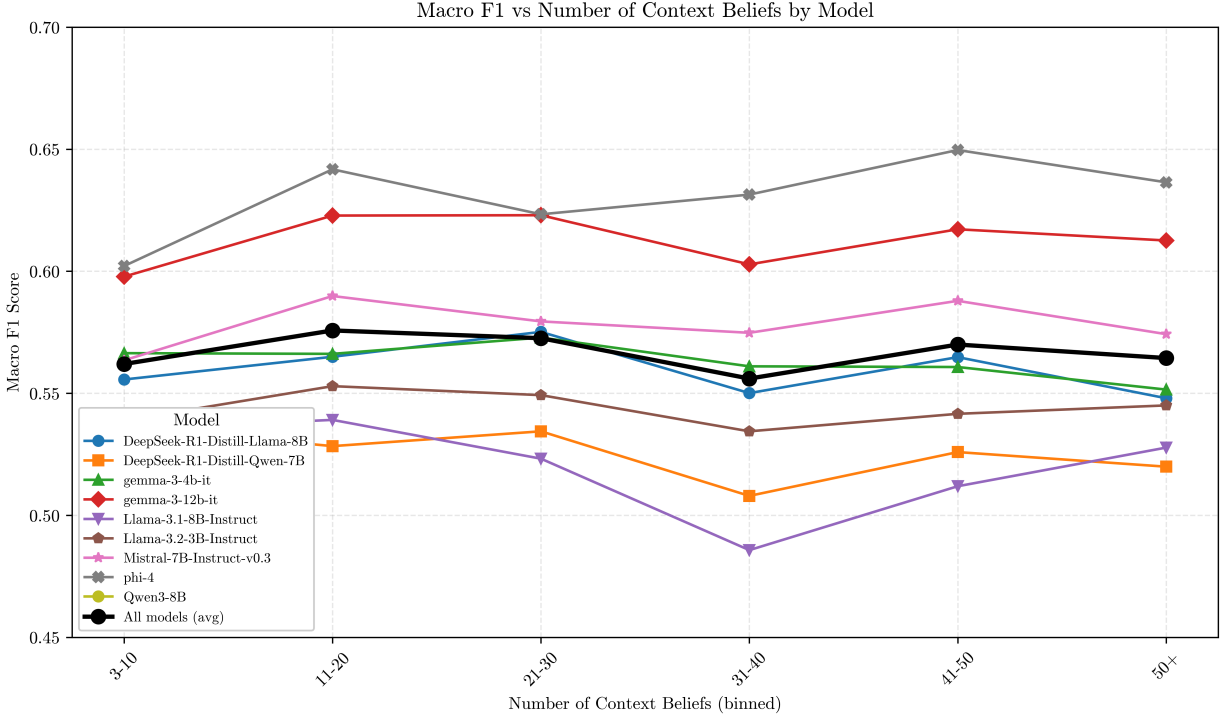
Overall, our results suggest that LLMs can approximate individual belief patterns using minimal context but still fall short of capturing the full complexity and inconsistency of human reasoning. The belief prediction task thus serves not only as a benchmark for model generalization but also as a testbed for studying how LLMs internalize and reproduce social reasoning.

Future work should extend this framework to larger and more diverse models, exploring how prompting strategies and training-data composition shape belief inference. Examining cross-domain reasoning—how models use beliefs in one area to predict attitudes in another—could clarify whether such patterns reflect genuine social reasoning or surface correlations. These directions are crucial for defining both the capabilities and the limits of LLMs as tools for computational social science.

## 7 Supplementary

### 7.1 Additional Results

Figure 4 shows the performance of different models as a function of the number of context beliefs they are provided. Overall, we see no consistent trend in performance across bins except when models are provided more than 50 context beliefs, at which point performance mostly declines across models. This decline may reflect limitations in LLMs’ ability to integrate and reason over large amounts of information, consistent with other findings that show gaps in LLM capabilities when it comes to understanding longer sequences [40].



**Fig. 4** The macro F1 scores for each model when provided amounts of context beliefs under the beliefs and demographics experiment setting

Tables 5 and 6 report model performance across all belief categories under each experimental condition. Overall, we see that richer context improves performance but we also see significant variability at the category level.

		Blind	Dem.	Con. Beliefs	Dem. + Beliefs	Num. Beliefs
Category	Politics	50.1	57.5	56.8	<b>58.5</b>	5815
	Religion	50.0	63.1	62.3	<b>65.7</b>	4540
	Society	52.4	56.0	56.3	<b>57.5</b>	2771
	Miscellaneous	49.6	50.5	51.8	<b>51.8</b>	2346
	Philosophy	50.7	57.7	57.9	<b>59.4</b>	2047
	Science	54.5	56.6	58.4	<b>59.4</b>	1771
	Education	49.1	50.9	<b>51.7</b>	51.6	1396
	Entertainment	50.2	48.8	<b>51.8</b>	51.1	1172
	Health	49.0	54.9	54.2	<b>55.9</b>	940
	People	51.7	54.8	55.2	<b>56.2</b>	706
	Sports	46.4	48.4	<b>52.3</b>	51.8	654
	Economics	49.0	57.0	55.8	<b>58.2</b>	646
	Games	45.7	46.2	51.5	<b>52.4</b>	375
	Technology	47.1	48.4	<b>53.8</b>	52.3	357
	Funny	51.4	50.7	56.6	<b>57.0</b>	319
	Arts	46.6	48.5	49.5	<b>50.2</b>	242
	News	49.8	<b>53.9</b>	51.3	50.9	221
	Music	50.4	48.7	53.3	<b>53.3</b>	144
	Movies	46.8	49.2	<b>52.6</b>	51.1	127
	TV	48.9	47.4	<b>55.2</b>	53.5	104
	Places/Travel	46.5	41.9	<b>54.6</b>	53.4	58
	Cars	41.9	47.5	56.3	<b>56.4</b>	51
	Fashion	51.7	<b>56.2</b>	52.5	53.1	50
	<b>Combined</b>	50.5	56.0	56.5	<b>57.8</b>	26852

**Table 5** The mean macro F1 Score of various LLMs on different categories of the belief prediction task. Column names correspond to the experiment settings used (blind, demographics, context beliefs, and demographics plus beliefs) and the number of beliefs in each category. Bold text indicates the best performer out of each category’s respective prompt settings

		Blind	Dem.	Con. Beliefs	Dem. + Beliefs	Num. Beliefs
Category	Politics	51.9	60.7	61.4	<b>63.0</b>	5815
	Religion	50.8	67.8	69.6	<b>72.1</b>	4540
	Society	54.5	58.9	60.2	<b>62.4</b>	2771
	Miscellaneous	50.4	51.7	53.1	<b>53.1</b>	2346
	Philosophy	53.1	61.3	<b>62.2</b>	61.7	2047
	Science	56.3	60.3	<b>64.3</b>	64.1	1771
	Education	49.6	53.4	51.9	<b>53.5</b>	1396
	Entertainment	52.7	50.7	53.0	<b>53.0</b>	1172
	Health	49.7	58.5	57.7	<b>60.0</b>	940
	People	54.1	58.2	59.5	<b>59.6</b>	706
	Sports	46.3	50.0	<b>56.4</b>	55.3	654
	Economics	50.4	60.0	60.1	<b>60.5</b>	646
	Games	47.6	47.9	51.3	<b>53.7</b>	375
	Technology	48.4	51.0	<b>57.7</b>	53.4	357
	Funny	54.4	52.4	<b>63.7</b>	60.3	319
	Arts	46.1	49.7	<b>56.3</b>	54.4	242
	News	50.7	54.6	51.3	<b>55.2</b>	221
	Music	52.6	51.4	56.6	<b>57.6</b>	144
	Movies	45.6	50.3	52.1	<b>53.5</b>	127
	TV	47.6	50.9	<b>54.5</b>	49.1	104
	Places/Travel	46.5	34.5	<b>60.3</b>	60.2	58
	Cars	38.4	50.3	56.0	<b>61.8</b>	51
	Fashion	56.6	61.8	54.2	<b>57.2</b>	50
	<b>Combined</b>	52.0	59.0	60.7	<b>61.7</b>	26852

**Table 6** The macro F1 Score of various LLMs using a majority vote on different categories of the belief prediction task. Column names correspond to the experiment settings used (blind, demographics, context beliefs, and demographics plus beliefs) and the number of beliefs in each category. Bold text indicates the best performer out of each category’s respective prompt settings

## 7.2 System Message

This system message is used in the beliefs-demographics experiment setting. Other experiment settings remain unchanged from this setup apart from the exclusion of the specified input fields.

Your input fields are:

1. 'background' (str): Demographic information about the user
2. 'known\_beliefs' (str): Known beliefs of the user
3. 'proposition' (str): A proposition we don't know a user's attitude toward

Your output fields are:

1. 'reasoning' (str)
2. 'prediction' (bool): True if a user is likely to agree with the proposition

All interactions will be structured in the following way, with the appropriate values filled in.

```
[[ ## background ## ]]  
{background}  
[[ ## known_beliefs ## ]]  
{known_beliefs}  
[[ ## proposition ## ]]  
{proposition}  
[[ ## reasoning ## ]]  
{reasoning}  
[[ ## prediction ## ]]  
{prediction}    # note: the value you produce must be True or False  
[[ ## completed ## ]]
```

In adhering to this structure, your objective is:

Predict the user’s attitude toward the proposition

## 8 Declarations

### 8.1 Author Contributions

**Joseph Malone:** Data curation; Formal analysis; Investigation; Methodology; Software; Visualization; Writing – original draft; Writing – review & editing

**Rachith Aiyappa:** Data curation; Methodology, Writing - original draft; Writing – review & editing

**Byunghwee Lee:** Data curation; Methodology Writing – review & editing

**Haewoon Kwak:** Methodology, Writing – review & editing

**Jisun An:** Methodology, Writing – review & editing

**Yong-Yeol Ahn:** Conceptualization; Supervision; Methodology; Writing – review & editing

### 8.2 Funding

Byunghwee Lee and Yong-Yeol Ahn are supported in part by the Air Force Office of Scientific Research under award no. FA9550-19-1-0391. Yong-Yeol Ahn was supported in part by DARPA under contract HR001121C0168. Byunghwee Lee, Rachith Aiyappa, Jisun An, Haewoon Kwak, and Yong-Yeol Ahn are in part supported by the Air Force Office of Scientific Research under award no. FA9550-25-1-0087. Haewoon Kwak is supported by the Luddy Faculty Fellow Research Grant Program of the Luddy School of Informatics, Computing and Engineering at Indiana University Bloomington.

### 8.3 Competing Interests

The authors have no competing interests to declare that are relevant to the content of this article.

## 8.4 Data Availability

The original DDO dataset is publicly available at:

<https://esdurmus.github.io/ddo.html>.

The processed DDO dataset created by Lee et al.[27] is publicly available at:

<https://github.com/ByunghweeLee-IU/Belief-Embedding>

The dataset used in this study that contains additional processing steps, as well as the full replication code, is publicly available at:

<https://github.com/yy/llm-belief-prediction>.

## References

- [1] J. L. Usó-Doménech and J. Nescolarde-Selva. “What are Belief Systems?” In: *Foundations of Science* 21.1 (2016), pp. 147–152. ISSN: 1572-8471. DOI: 10.1007/s10699-015-9409-z. URL: <https://doi.org/10.1007/s10699-015-9409-z>.
- [2] Daniel DellaPosta, Yongren Shi, and Michael Macy. “Why do liberals drink lattes?” In: *American Journal of Sociology* 120 (2015), pp. 1473–1511. DOI: 10.1086/681254.
- [3] Nicholas A. Christakis and James H. Fowler. “The Spread of Obesity in a Large Social Network over 32 Years”. In: *New England Journal of Medicine* 357.4 (July 2007), pp. 370–379. ISSN: 1533-4406. DOI: 10.1056/nejmsa066082. URL: <http://dx.doi.org/10.1056/nejmsa066082>.
- [4] Andrew V. Papachristos. “Murder by Structure: Dominance Relations and the Social Structure of Gang Homicide”. In: *American Journal of Sociology* 115.1 (2009), pp. 74–128. ISSN: 00029602, 15375390. URL: <http://www.jstor.org/stable/10.1086/597791> (visited on 11/05/2025).
- [5] Amir Goldberg and Sarah K. Stein. “Beyond Social Contagion: Associative Diffusion and the Emergence of Cultural Variation”. In: *American Sociological Review* 83.5 (2018), pp. 897–932. DOI: 10.1177/0003122418797576. eprint: <https://doi.org/10.1177/0003122418797576>. URL: <https://doi.org/10.1177/0003122418797576>.

- [6] Michael Macy et al. “Opinion cascades and the unpredictability of partisan polarization”. In: *Science Advances* 5.8 (Aug. 2019), eaax0754. DOI: 10.1126/sciadv.aax0754. URL: <https://advances.sciencemag.org/content/5/8/eaax0754>.
- [7] Christopher A. Bail. “Can Generative AI improve social science?” In: *Proceedings of the National Academy of Sciences* 121.21 (2024), e2314021121. DOI: 10.1073/pnas.2314021121. eprint: <https://www.pnas.org/doi/pdf/10.1073/pnas.2314021121>. URL: <https://www.pnas.org/doi/abs/10.1073/pnas.2314021121>.
- [8] Lisa P. Argyle et al. “Out of One, Many: Using Language Models to Simulate Human Samples”. In: *Political Analysis* 31.3 (Feb. 2023), pp. 337–351. ISSN: 1476-4989. DOI: 10.1017/pan.2023.2. URL: <http://dx.doi.org/10.1017/pan.2023.2>.
- [9] Danica Dillion et al. “Can AI Language Models Replace Human Participants?” In: *Trends in Cognitive Sciences* (2023). DOI: 10.1016/j.tics.2023.04.008.
- [10] Gati Aher, Rosa I. Arriaga, and Adam Tauman Kalai. “Using large language models to simulate multiple humans and replicate human subject studies”. In: *Proceedings of the 40th International Conference on Machine Learning*. ICML’23. Honolulu, Hawaii, USA: JMLR.org, 2023.
- [11] Apostolos Filippas, John J. Horton, and Benjamin S. Manning. “Large Language Models as Simulated Economic Agents: What Can We Learn from Homo Silicus?” In: *Proceedings of the 25th ACM Conference on Economics and Computation*. EC ’24. New Haven, CT, USA: Association for Computing Machinery, 2024, pp. 614–615. ISBN: 9798400707049. DOI: 10.1145/3670865.3673513. URL: <https://doi.org/10.1145/3670865.3673513>.
- [12] Eric Chu et al. *Language Models Trained on Media Diets Can Predict Public Opinion*. 2023. arXiv: 2303.16779 [cs.CL]. URL: <https://arxiv.org/abs/2303.16779>.
- [13] Junsol Kim and Byungkyu Lee. “AI-Augmented Surveys: Leveraging Large Language Models for Opinion Prediction in Nationally Representative Surveys”. In: *ArXiv abs/2305.09620* (2023). URL: <https://api.semanticscholar.org/CorpusID:258715208>.
- [14] Perttu Hämäläinen, Mikke Tavast, and Anton Kunnari. “Evaluating Large Language Models in Generating Synthetic HCI Research Data: a Case Study”. In: *Proceedings of the 2023 CHI Conference on Human Factors in Computing Systems*. CHI ’23. Ham-

- burg, Germany: Association for Computing Machinery, 2023. ISBN: 9781450394215. DOI: 10.1145/3544548.3580688. URL: <https://doi.org/10.1145/3544548.3580688>.
- [15] Hang Jiang et al. “CommunityLM: Probing Partisan Worldviews from Language Models”. In: *Proceedings of the 29th International Conference on Computational Linguistics*. Ed. by Nicoletta Calzolari et al. Gyeongju, Republic of Korea: International Committee on Computational Linguistics, Oct. 2022, pp. 6818–6826. URL: <https://aclanthology.org/2022.coling-1.593/>.
  - [16] Rachith Aiyappa et al. *Benchmarking zero-shot stance detection with FlanT5-XXL: Insights from training data, prompting, and decoding strategies into its near-SoTA performance*. 2024. arXiv: 2403.00236 [cs.CL]. URL: <https://arxiv.org/abs/2403.00236>.
  - [17] Lei Huang et al. “A Survey on Hallucination in Large Language Models: Principles, Taxonomy, Challenges, and Open Questions”. In: *ACM Transactions on Information Systems* (Nov. 2024). ISSN: 1558-2868. DOI: 10.1145/3703155. URL: <http://dx.doi.org/10.1145/3703155>.
  - [18] Yejin Bang et al. “A Multitask, Multilingual, Multimodal Evaluation of ChatGPT on Reasoning, Hallucination, and Interactivity”. In: *Proceedings of the 13th International Joint Conference on Natural Language Processing and the 3rd Conference of the Asia-Pacific Chapter of the Association for Computational Linguistics (Volume 1: Long Papers)*. Ed. by Jong C. Park et al. Nusa Dua, Bali: Association for Computational Linguistics, Nov. 2023, pp. 675–718. DOI: 10.18653/v1/2023.ijcnlp-main.45. URL: <https://aclanthology.org/2023.ijcnlp-main.45/>.
  - [19] Jochen Hartmann, Jasper Schwenzow, and Maximilian Witte. “The political ideology of conversational AI: Converging evidence on ChatGPT’s pro-environmental, left-libertarian orientation”. In: *ArXiv abs/2301.01768* (2023). URL: <https://api.semanticscholar.org/CorpusID:255440573>.
  - [20] Weihong Qi, Hanjia Lyu, and Jiebo Luo. “Representation Bias in Political Sample Simulations with Large Language Models”. In: *Companion Proceedings of the ACM on Web Conference 2025*. WWW ’25. Sydney NSW, Australia: Association for Computing Ma-

- chinery, 2025, pp. 1264–1267. ISBN: 9798400713316. DOI: 10.1145/3701716.3715591. URL: <https://doi.org/10.1145/3701716.3715591>.
- [21] Iyad Rahwan et al. “Machine behaviour”. In: *Nature* 568.7753 (Apr. 2019), pp. 477–486. DOI: 10.1038/s41586-019-1138-y.
- [22] Canyu Chen and Kai Shu. “Combating misinformation in the age of LLMs: Opportunities and challenges”. In: *AI Magazine* 45.3 (2024), pp. 354–368. DOI: <https://doi.org/10.1002/aaai.12188>. eprint: <https://onlinelibrary.wiley.com/doi/pdf/10.1002/aaai.12188>. URL: <https://onlinelibrary.wiley.com/doi/abs/10.1002/aaai.12188>.
- [23] Hanjia Lyu et al. “LLM-Rec: Personalized Recommendation via Prompting Large Language Models”. In: *Findings of the Association for Computational Linguistics: NAACL 2024*. Ed. by Kevin Duh, Helena Gomez, and Steven Bethard. Mexico City, Mexico: Association for Computational Linguistics, June 2024, pp. 583–612. DOI: 10.18653/v1/2024.findings-naacl.39. URL: <https://aclanthology.org/2024.findings-naacl.39/>.
- [24] Esin Durmus and Claire Cardie. “A Corpus for Modeling User and Language Effects in Argumentation on Online Debating”. In: *Proceedings of the 57th Annual Meeting of the Association for Computational Linguistics*. Association for Computational Linguistics, 2019, pp. 602–607. DOI: 10.18653/v1/p19-1057. URL: <http://dx.doi.org/10.18653/v1/P19-1057>.
- [25] Shibani Santurkar et al. “Whose opinions do language models reflect?” In: *Proceedings of the 40th International Conference on Machine Learning*. ICML’23. Honolulu, Hawaii, USA: JMLR.org, 2023.
- [26] Nils Reimers and Iryna Gurevych. “Sentence-BERT: Sentence Embeddings using Siamese BERT-Networks”. In: *ArXiv* abs/1908.10084 (2019). URL: <https://api.semanticscholar.org/CorpusID:201646309>.
- [27] Byunghwee Lee et al. “A semantic embedding space based on large language models for modelling human beliefs”. In: *Nature Human Behaviour* (June 2025). ISSN: 2397-3374. DOI: 10.1038/s41562-025-02228-z. URL: <http://dx.doi.org/10.1038/s41562-025-02228-z>.

- [28] Caleb Ziems et al. “Can Large Language Models Transform Computational Social Science?” In: *Computational Linguistics* 50.1 (Mar. 2024), pp. 237–291. DOI: 10.1162/coli\_a\_00502. URL: <https://aclanthology.org/2024.cl-1.8/>.
- [29] Yida Mu et al. “Navigating Prompt Complexity for Zero-Shot Classification: A Study of Large Language Models in Computational Social Science”. In: *Proceedings of the 2024 Joint International Conference on Computational Linguistics, Language Resources and Evaluation (LREC-COLING 2024)*. Ed. by Nicoletta Calzolari et al. Torino, Italia: ELRA and ICCL, May 2024, pp. 12074–12086. URL: <https://aclanthology.org/2024.lrec-main.1055/>.
- [30] Eric Schwitzgebel. “Belief”. In: *The Stanford Encyclopedia of Philosophy*. Ed. by Edward N. Zalta. Accessed: 2024-10-25. Stanford University, 2010.
- [31] DeepSeek-AI et al. *DeepSeek-R1: Incentivizing Reasoning Capability in LLMs via Reinforcement Learning*. 2025. arXiv: 2501.12948 [cs.CL]. URL: <https://arxiv.org/abs/2501.12948>.
- [32] Gemma Team et al. *Gemma 3 Technical Report*. 2025. arXiv: 2503.19786 [cs.CL]. URL: <https://arxiv.org/abs/2503.19786>.
- [33] Abhimanyu Dubey et al. *The Llama 3 Herd of Models*. 2024. arXiv: 2407.21783 [cs.AI]. URL: <https://arxiv.org/abs/2407.21783>.
- [34] Albert Q. Jiang et al. *Mistral 7B*. 2023. arXiv: 2310.06825 [cs.CL]. URL: <https://arxiv.org/abs/2310.06825>.
- [35] Marah Abdin et al. *Phi-4 Technical Report*. 2024. arXiv: 2412.08905 [cs.CL]. URL: <https://arxiv.org/abs/2412.08905>.
- [36] An Yang et al. *Qwen3 Technical Report*. 2025. arXiv: 2505.09388 [cs.CL]. URL: <https://arxiv.org/abs/2505.09388>.
- [37] Jason Wei et al. *Chain-of-Thought Prompting Elicits Reasoning in Large Language Models*. 2023. arXiv: 2201.11903 [cs.CL]. URL: <https://arxiv.org/abs/2201.11903>.
- [38] Jingming Zhuo et al. “ProSA: Assessing and Understanding the Prompt Sensitivity of LLMs”. In: *Findings of the Association for Computational Linguistics: EMNLP 2024*. Ed. by Yaser Al-Onaizan, Mohit Bansal, and Yun-Nung Chen. Miami, Florida, USA:

- Association for Computational Linguistics, Nov. 2024, pp. 1950–1976. DOI: 10.18653/v1/2024.findings-emnlp.108. URL: <https://aclanthology.org/2024.findings-emnlp.108/>.
- [39] Arnav Singhvi et al. *DSPy Assertions: Computational Constraints for Self-Refining Language Model Pipelines*. 2024. arXiv: 2312.13382 [cs.CL]. URL: <https://arxiv.org/abs/2312.13382>.
- [40] Kelly Hong, Anton Troynikov, and Jeff Huber. *Context Rot: How Increasing Input Tokens Impacts LLM Performance*. Tech. rep. Chroma, July 2025. URL: <https://research.trychroma.com/context-rot>.