

KGpipe : Generation and Evaluation of Pipelines for Data Integration into Knowledge Graphs

Marvin Hofer

ScaDS.AI Dresden/Leipzig

Leipzig, Germany

hofer@informatik.uni-leipzig.de

Erhard Rahm

ScaDS.AI Dresden/Leipzig

Leipzig, Germany

rahm@uni-leipzig.de

ABSTRACT

Building high-quality knowledge graphs (KGs) from diverse sources requires combining methods for information extraction, data transformation, ontology mapping, entity matching, and data fusion. Numerous methods and tools exist for each of these tasks, but support for combining them into reproducible and effective end-to-end pipelines is still lacking. We present a new framework, KGpipe for defining and executing integration pipelines that can combine existing tools or LLM (Large Language Model) functionality. To evaluate different pipelines and the resulting KGs, we propose a benchmark to integrate heterogeneous data of different formats (RDF, JSON, text) into a seed KG. We demonstrate the flexibility of KGpipe by running and comparatively evaluating several pipelines integrating sources of the same or different formats using selected performance and quality metrics.

Artifact Availability:

All code and datasets are available at:

Repository: <https://github.com/ScaDS/KGpipe>

Dataset: <https://doi.org/10.5281/zenodo.17246357>

1 INTRODUCTION

Knowledge graphs (KGs) have become essential for integrating and representing heterogeneous data in a unified and semantically rich form. Constructing KGs, however, remains complex, as it requires combining multiple specialized techniques, such as information extraction, ontology alignment, and entity matching. A huge amount of research and development in these areas has led to many powerful tools; some tasks are also well addressed by Large Language Models (LLMs) [8, 20]. However, these approaches are often developed independently, making it difficult to assemble them into reliable and reusable pipelines [11].

In practice, KG pipelines are typically handcrafted for specific domains or tasks. This results in a proliferation of ad hoc scripts and configurations that are difficult to generalize or reproduce. Furthermore, the diversity of input data formats, ranging from RDF to JSON and unstructured text, adds to the integration challenge. There are a few tools to develop pipelines for constructing and updating KGs but these are mostly not openly available or restricted to a single application and unable to reuse existing solutions for certain integration tasks [11]. A further open challenge lies in evaluating KG pipelines because measuring and comparing the quality of an entire integration pipeline and the generated KGs is challenging and largely unsolved.

To address these issues, we developed a framework KGpipe for building, executing, and evaluating comprehensive pipelines to integrate data sources of different formats (e.g., RDF, JSON, text) into a given KG. KGpipe is open-source and allows the automated composition of different task implementations within pipelines. The integration tasks have specified input and output formats to ensure that the output of one task can be consumed by the succeeding task. Integration tasks can be executed as Python code, Docker containers, or remote HTTP services, hence supporting broad reusability and flexible integration across platforms.

We also propose and apply a new benchmark to comparatively evaluate different integration pipelines. The benchmark uses a reference KG and can evaluate the integration of overlapping sources of different formats into a seed KG using a set of metrics. We explore both the incremental integration of sources of the same format (single-source type integration, SSP) as well as of different formats (multiple-source type integration, MSP). This allows us to study the incremental evolution of the resulting KG for different pipelines and data formats, and specific aspects such as the impact of tasks like entity resolution or of the integration order of sources.

This paper contributes:

- (1) A new open-source framework KGpipe to define and execute KG integration pipelines for different source formats by reusing and combining existing tools or LLM functionality.
- (2) A new benchmark to evaluate KG integration pipelines providing datasets (seed KG, sources of different formats and a reference KG for comparison), a set of SSP and MSP integration pipelines for RDF, JSON, and text sources, and specifying a set of metrics to evaluate performance and quality of the pipelines.
- (3) We provide an initial evaluation demonstrating the applicability of KGpipe and providing insights into the effectiveness and efficiency of different pipelines and their task implementations.

In future work, we envision utilizing KGpipe to evaluate many pipelines for different settings to obtain training data for a largely automatic generation and configuration of pipelines.

After a discussion of related work we introduce the KGpipe framework and its implementation in Sections 3 and 4. Section 5 describes the KGpipe benchmark which is applied in the evaluation in Section 6 before we conclude and provide an outlook to future work.

2 RELATED WORK

Research on data integration for KGs spans from specialized tasks to models and end-to-end systems for entire KG integration pipelines.

Individual integration tasks are well studied and have resulted in numerous specialized toolsets and benchmark approaches. This holds particularly for information and relation extraction [17], schema/ontology matching [2, 8], entity resolution (ER) [4] and KG error detection and knowledge completion [25]. These tasks often involve already pipelines or workflows of several substeps, e.g. blocking, matching and clustering for entity resolution. Tools such as Magellan [7] and JedAI [23] support full ER workflows, while Valentine [16] provides an extensible execution and benchmarking system for schema matching.

Evaluations of task-specific solutions and tools are typically conducted on static datasets, without considering incremental updates or interactions across integration steps. A recurring challenge across these task-specific solutions is pipeline configuration, i.e., selecting algorithms and tuning their parameters. AutoER [21] formulates ER pipeline configuration as a search problem, using hyperparameter optimization or cross-dataset transfer learning. Hofer et al. [10] demonstrate that large language models can generate RML [6] mappings directly from semi-structured data, reducing manual mapping effort. While these works automate previously labor-intensive steps, they focus on single tasks, rather than the composition and coordination of multiple stages in an end-to-end integration pipeline. Similarly, KG completion benchmarks (e.g., Open Graph Benchmark¹) rank models for link prediction or triple classification but do not capture upstream extraction quality or downstream fusion effects.

There is a growing number of surveys on approaches for **KG construction**, mostly describing the involved tasks as well as selected end-to-end solutions [12, 29]. Tamašauskaite and Groth [28] review KG development processes and identify recurring lifecycle stages such as ontology design, extraction, processing, construction, and maintenance. In our recent survey [11] we qualitatively evaluate available end-to-end systems such as NELL [3], SAGA [13], XI [5], Plumber [14] and Gawriljuk et al. [9], against a set of requirements and note a lack of powerful open and modular tools to determine and execute KG construction pipelines that can reuse existing task-specific solutions. Furthermore, many previous systems evaluate only one handcrafted pipeline per domain, leaving open how alternative pipelines perform under controlled conditions and what influences the quality of the resulting KGs the most. This underlines the need of a benchmark to evaluate entire KP construction pipelines.

Approaches for **quality validation** and monitoring complement these approaches by assessing generated KGs. Zaveri et al. [30] provide a classification of KG quality dimensions (e.g., accuracy, completeness, consistency, timeliness, accessibility, provenance) and associated metrics. Sieve [19] introduces recency- and reputation-based scores to assess the quality of linked data sources and uses these scores for resolving conflicts in data fusion. SHACL² and RDFUnit [15] support constraint checking, while PG-Schema [1] provides schema guidance for property graphs. KGEval [22] estimates KG correctness efficiently via constraint-based inference, and KGHeartBeat [26] offers a community-shared platform for longitudinal KG quality monitoring. These frameworks evaluate or enforce

KG quality after construction, but do not benchmark how different integration pipelines lead to different quality outcomes.

Our work addresses the identified gaps and we (i) provide an open framework for composing multi-step integration pipelines from task-specific components, and (ii) release a benchmark for systematic comparative evaluation of entire KG integration pipelines. Rather than defining another single pipeline, KGpipe enables exploring the space of alternative pipelines and evaluating how their design choices influence KG quality across heterogeneous inputs.

3 KNOWLEDGE GRAPH INTEGRATION

A knowledge graph (KG) is a structured representation of information where entities (such as people, places, or products) are connected through relationships. An ontology is a formal specification of concepts and the relationships between them within a domain, providing the shared vocabulary and logical rules that underpin knowledge graphs and other semantic systems.

In this work, we assume that KGs are represented in RDF. To limit the problem scope, we study data integration under a fixed KG ontology, leaving dynamic ontology changes for future work. We refer to individual nodes in the knowledge graph as entities, and their assigned entity types correspond to ontology classes. Following common RDF terminology, entities have a unique human-readable name or *label*, e.g., “Titanic (the movie)”. We use the term *property* for any RDF predicate. Properties that link one entity to another are called relations, while properties that link an entity to a literal value are called attributes. Unless the distinction matters, we use *property* to refer to both relations and attributes.

3.1 Problem Definition

The integration of heterogeneous sources into a knowledge graph (KG) can be realized through multiple alternative pipelines, each differing in task sequence, tool choice, and handling of specific source formats. Given a seed knowledge graph KG_0 defined under a target ontology KGO , and a sequence of input sources S_1, S_2, \dots, S_n in various formats (e.g., RDF, JSON, text), the task is to construct a sequence of intermediate graphs

$$KG_1, KG_2, \dots, KG_n,$$

where each KG_i results from integrating S_i into KG_{i-1} . A pipeline p is formalized as a sequence of tasks:

$$p = (T_1, T_2, \dots, T_k),$$

where each task T_i is defined by a function $F(I) = O$ with well-specified input formats I and output formats O . A pipeline is valid if each task’s input is satisfied by either the initial input or the outputs of previous tasks, thus forming a correct chain of transformations that integrates one source into the KG.

Knowledge graph (KG) integration typically involves the following tasks:

- *Information/Knowledge Extraction (KE)*: transform raw input into a structured intermediate representation.
- *Data Mapping (DM)*: project extracted data onto the target ontology or schema.
- *Schema Alignment/Ontology Mapping (SA/OM)*: reconcile classes, relations, and attributes across datasets.

¹https://ogb.stanford.edu/docs/leader_linkprop/

²<https://www.w3.org/TR/shacl/>

- *Entity Resolution (ER)*: identify correspondences between new data and existing KG entities.
- *Entity Fusion (EF)*: merge aligned entities and attributes, resolving conflicts and redundancy.
- *Data Cleaning (DC)*: detect and correct errors or inconsistencies in source data or the KG.
- *Knowledge Completion (KC)*: enrich the KG by inferring and adding missing entity types, attributes, and relations.

These tasks define the core integration workflow but can be specialized or extended depending on the input type and format.

In addition to individual pipelines, we investigate the application of several pipelines to incrementally integrate multiple sources of either the same format or different formats (single- vs. multi-source type pipelines, SSPs/MSPs). Integrating several sources is often needed in practice and brings additional challenges, such as possible accumulation of errors, increased likelihood of inconsistencies added to the KG, and dependencies on the order of integration.

The central problem is that while many pipelines can be constructed, they are not equally effective. Different pipelines may yield widely varying results in terms of runtime, semantic correctness, coverage, and quality of the resulting KG. Thus, the task is not only to construct valid pipelines but to systematically evaluate, compare, and ultimately identify the best-performing pipelines for a given integration setting.

3.2 Source-type-Aware Knowledge Graph Integration

The tasks needed in a KG integration pipeline depend on the input format (structured, semi-structured, unstructured). While the overarching task inventory is stable, not all tasks are necessary for every source, and format-specific structure (or lack thereof) strongly impacts the pipeline design. Pipelines are also not isolated: sources can be progressively transformed into more structured intermediate formats (e.g., Text \rightarrow JSON \rightarrow RDF), which allows use of a JSON (RDF) pipeline for text (JSON) input.

3.2.1 Structured Sources (RDF / Relational). Here a typical pipeline is: (i) *Data Mapping (to RDF for relational input)* \rightarrow (ii) *Schema Alignment* \rightarrow (iii) *Entity Resolution* \rightarrow (iv) *Entity Fusion (with provenance)* \rightarrow (v) *Cleaning* \rightarrow (vi) *Completion (optional)*.

Although structured sources provide explicit schemas, integration is often complicated by divergent terminologies, overlapping entities, and conflicting attribute values. The main tasks in this pipeline are entity resolution, tightly coupled with ontology or schema matching. Reconciling identifiers, aligning vocabularies, and merging duplicates with provenance-aware fusion are also important.

3.2.2 Semi-Structured Sources (JSON / XML / CSV). Typical Pipeline: (i) *Information Extraction (parse/normalize)* \rightarrow (ii) *Data Mapping (to RDF)* \rightarrow (iii) *Type Inference / Schema Alignment (as needed)* \rightarrow (iv) *Entity Resolution* \rightarrow (v) *Fusion* \rightarrow (vi) *Cleaning*.

Semi-structured data introduces complexity through implicit or evolving schema, nested records, and heterogeneous field names. The central challenge here is schema interpretation and mapping. Converting JSON, XML, or CSV into graph-compatible form requires careful parsing and normalization, often combined with type

inference to recover implicit semantics. Once this transformation is complete, subsequent resolution and fusion can build directly on techniques from the structured case.

3.2.3 Unstructured Sources (Text / Web Pages / PDFs). Typical Pipeline: (i) *Knowledge Extraction (NER, relations, co-references)* \rightarrow (ii) *Entity/Relation Linking* \rightarrow (iii) *Schema Alignment (predicate normalisation)* \rightarrow (iv) *Entity Resolution (duplicates)* \rightarrow (v) *Cleaning* \rightarrow (vi) *Completion*.

Unstructured sources such as text and web pages suffer from ambiguity, noise, and limited inherent structure. The main burden of integration falls on natural language processing, which transforms raw text into structured candidate triples. Named entity recognition, relation extraction, and co-reference resolution form the entry point, followed by linking entities and predicates to the target ontology. Because uncertainty at these tasks propagates downstream, knowledge extraction and linking dominate the pipeline. Frequently, intermediate representations such as JSON are produced, enabling the reuse of semi-structured or structured integration methods.

Overarching challenges and cross-cutting tasks. Regardless of input format, integration is shaped by persistent challenges: the heterogeneity of schemas and vocabularies, the uncertainty inherent in matching or relation extraction, and the cumulative effects of local integration choices on overall KG quality. To counter these, pipelines routinely incorporate cleaning to detect and repair inconsistencies or duplicates, normalization to harmonize datatypes and surface forms, and completion to enrich the graph with missing links or types. These cross-cutting tasks stabilize the integration process across formats, ensuring that local steps contribute to global consistency and coverage.

4 IMPLEMENTATION

KGpipe implements a modular and extensible architecture that enables the specification, validation, and execution of KG integration pipelines. Each pipeline consists of tasks that can be executed in multiple ways, with clear input/output specifications that ensure compatibility across steps. To ensure reproducibility and easy debugging capabilities, our implementation uses file-based I/O between tasks. While this may introduce overhead compared to in-memory execution or direct streaming, it simplifies logging, inspection, and cross-language compatibility. All tasks are executed sequentially within a pipeline. Parallelism and optimization are reserved for future work.

4.1 Execution Modes

To accommodate the diversity of tools and runtimes used in KG integration, our framework abstracts task execution from the underlying implementation. We support three execution backends for tasks:

- **Python:** Tasks are implemented as Python functions using libraries such as `rdflib`, `transformers`, or other domain-specific tools.
- **Docker:** Tasks packaged in containers can be executed in isolated environments, allowing the use of external tools or different language runtimes. This is useful for legacy code or language-specific dependencies.

- **HTTP Services:** Remote tasks can be accessed via RESTful APIs. This allows scaling or externalizing complex tasks (e.g., large-scale entity linking or extraction models).

These three backends are sufficient to cover the full spectrum of integration tasks we encounter: lightweight in-process operations (Python), encapsulated external tools or heterogeneous runtimes (Docker), and scalable remote services (HTTP). Supporting additional execution modes would largely duplicate functionality or add unnecessary complexity, whereas this set strikes a balance between flexibility, interoperability, and maintainability.

Pipelines are executed with a uniform interface, regardless of backend, and temporary files are used for communication between tasks.

4.2 Task Interoperability

A central challenge is ensuring that task outputs are compatible with subsequent task inputs, particularly across heterogeneous execution backends and data formats. For example, some entity matching tools produce CSV outputs while fusion components expect structured JSON; information extraction tools may output raw triples without ontology alignment; and linker components may require specific JSON schemas or XML.

To address this, we introduce intermediate transformation tasks that convert outputs into the formats expected by subsequent components. These exchange tasks act as glue between independently developed modules. Our interoperability strategy is inspired by Plumber [14], but it extends this approach to support other task areas.

Currently, we define two intermediate exchange formats: *JSON_{ER}*, used for entity resolution tasks, representing entity or relation matches as:

```
{ id1: $id # $number | $url
  id2: $id
  type: $str # "entity" | "relation"
  score: $float }
```

JSON_{KE}, used for knowledge extraction tasks, captures text, triples, and links, the latter representing mappings of text forms to URIs in the KG.

```
{ text: $str
  triples: [{head: $str, rel: $str, tail: $str}]
  links: [{form: $str, link: $id, score: $float}] }
```

4.3 Validation and Constraints

Each task specifies its expected input and output types, and during pipeline building, we apply static validation to ensure that consecutive tasks are compatible. This validation considers aspects such as file formats (e.g., TEXT, JSON, RDF), structural requirements like the presence of mandatory JSON keys or relation types, and, when available, schema compatibility between input and output. If a pipeline violates any of these constraints, it is rejected before execution.

To further support interoperability, these checks are aligned with the intermediate exchange formats introduced earlier (*JSON_{ER}* and *JSON_{KE}*). By validating against these well-defined representations, we ensure that independently developed components can be safely

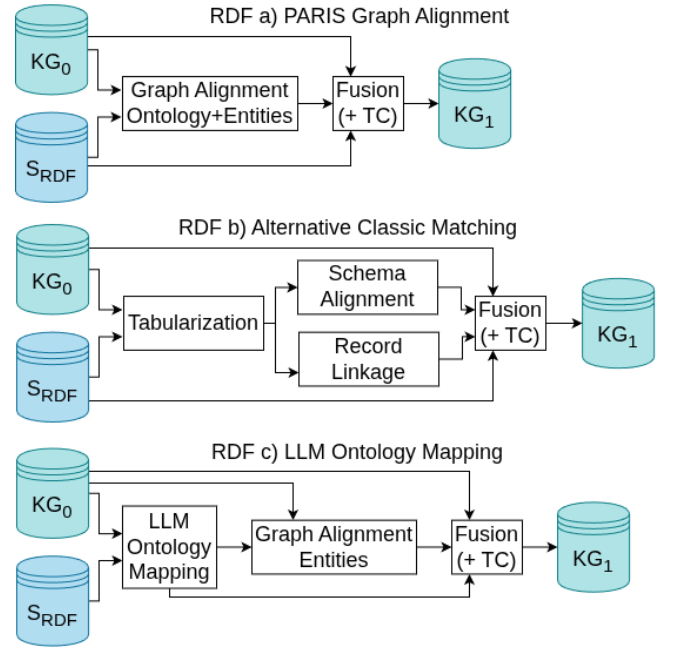


Figure 1: RDF single source pipeline layouts. TC=Type Completion.

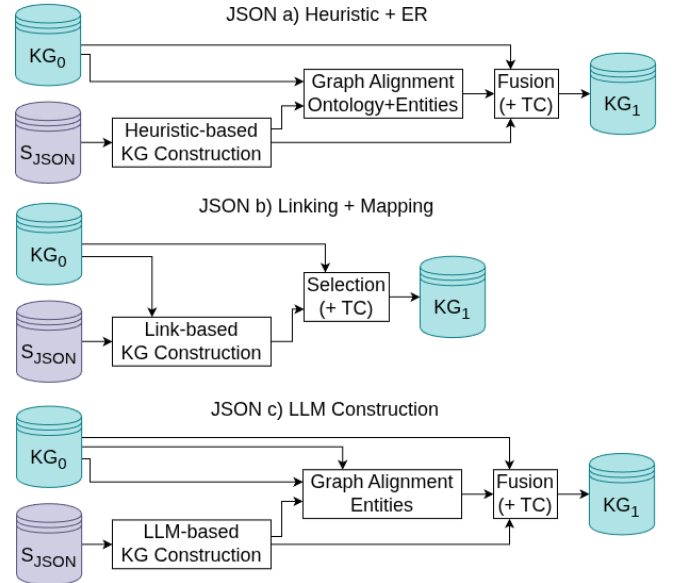


Figure 2: JSON single source pipelines layouts. TC=Type Completion

composed into larger pipelines, even when they rely on different toolkits or programming languages.

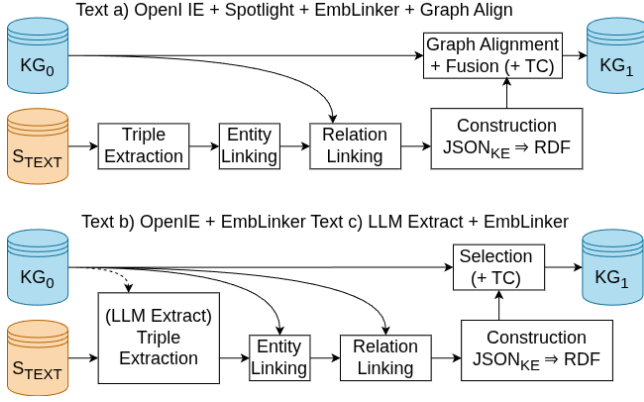


Figure 3: Text single source pipelines layouts. TC=Type Completion

4.4 Single Source Pipelines

KGpipe currently supports three source formats (RDF, JSON, TEXT) and we define three pipeline layouts per format, resulting in a total of nine SSP layouts (Figures 1 to 3). The layouts follow a common pattern:

- an (a) variant, representing a straightforward baseline pipeline,
- a (b) variant, which modifies or extends the baseline with alternative implementations, and
- a (c) variant, which uses a Large Language Model (LLM) to replace one or more tasks in the pipeline [8, 24].

Our goal is not to design the optimal pipeline for each source type, but to establish a set of solid and diverse pipelines that support a meaningful evaluation. We distinguish between a *pipeline layout*, which specifies the sequence of tasks, and a *pipeline configuration*, which fixes the tool or implementation used for each task. Table 1 compactly lists each implemented task used for our pipelines, with their name, task area, API/backend, and I/O contract. Using the two exchange formats to keep tasks chainable: $JSON_{ER}$ for generated matches and $JSON_{KE}$ for the extracted triples and links. We reuse five external tools: PARIS [27] handles ontology/entity alignment over RDF (OM/EM), while JedAI [23] runs a simple record-linkage (EM) with a Valentine [16] implementation performing schema matching (OM) on CSVs. For text tasks, Open Information Extraction (OpenIE) [17] performs text triple extraction, and DBpedia Spotlight [18] recognizes and links entities to DBpedia identifiers. Custom Python tasks include *Tabularize* for RDF graph to CSV conversion, *JSON-to-RDF* lifting JSON to a generic RDF based on a key-value to relation or property heuristic, *JSON-Linking* that uses a similar heuristic but tries to directly map constructed entities to the current KG, *GenerateRDF*, to materialize the $JSON_{KE}$ data to RDF, and finally *Fusion/SelectFirst* tasks which not only merge two RDF graphs (with resolved IDs from matches or by just selecting new entities and values) with a current KG first policy, but also performs *type materialization* (adding the appropriate class type for the source/target entity of each fused triple via the ontology). Three LLM-supported tasks: *LLMExtract* for text triple-pattern

extraction ($TEXT \rightarrow JSON_{KE}$), *LLMMapping* to construct ontology-compliant RDF from JSON given the ontology ($JSON, RDF \rightarrow RDF$), and the RDF sample-based *LLMMatcher* for ontology matching ($RDF \times 2 \rightarrow JSON_{ER}$).

Name	Tasks	API	Input	Output
Paris	EM, OM	D	RDFx2	$JSON_{ER}$
Valentine	OM	D	CSVx2	$JSON_{ER}$
JedAI	EM	D	CSVx2	$JSON_{ER}$
StanfordOpenIE	TE	D	TEXT	$JSON_{KE}$
Spotlight	EL	D/H	TEXT	$JSON_{KE}$
EmbeddingEL	EL	Py	$JSON_{KE}$	$JSON_{KE}$
EmbeddingRL	RL	Py	$JSON_{KE}$	$JSON_{KE}$
Json-Linking	EL, RL	Py	JSON	$JSON_{KE}$
Tabularize	DM	Py	RDF	CSV
Json-to-RDF	DM	Py	JSON	RDF
GenerateRDF _{KE}	DM	Py	$JSON_{KE}$	RDF
FusionFirst	EF, TC	Py	RDFx2, $JSON_{ER}$	RDF
SelectFirst	EF, TC	Py	RDFx2	RDF
LLMExtract	TE	H	TEXT	$JSON_{KE}$
LLMMapping	DM	H	JSON, RDF	RDF
LLMMatcher	OM	H	RDFx2	$JSON_{ER}$

Table 1: Current Integration Tasks of KGpipe : OM=Ontology Matching, EF=Entity Fusion, EM=Entity Matching, OM=Ontology Matching, TE=Text Extraction, EL=Entity Linking, RL=Relation Linking, DM=Data Mapping, TC=Type Completion. APIs: D=Docker, H=Http, Py=Python.

These tasks are the building blocks for the SSP layouts on RDF, JSON, and text source pipelines. In the following, we describe the nine SSP layouts and configurations in more detail (see also Figures 1 to 3).

RDF SSPs. We implement three different RDF pipeline layouts, each with one configuration:

- SSP_{RDFa} applies a graph alignment method (PARIS [27], executed inside Docker) to produce matches between entities in the seed and source RDF graphs. A fusion algorithm with a first-value preference is then applied: entity identifiers are resolved from source to seed, and for fusable relations, the first available value (typically from the source) is selected. Afterwards, type information on entities is inferred based on their current properties corresponding domain/range specs.
- SSP_{RDFb} first transforms both RDF graphs into tabular CSV representations using a custom Python function. It then applies record linkage and schema matching to detect similar entities and relation names, using the clean-clean implementation of JedAi [23] and Valentine [16] for matching. Finally, the fusion algorithm is applied as in SSP_{RDFa} .
- SSP_{RDFc} follows the same structure as SSP_{RDFa} , but replaces the relation alignment to be generated by a Large Language Model (LLM). The LLM is used to match and map relations between the source and seed RDF graphs, based

on sampled triples from each KG. PARIS is then applied for entity matching, followed by the same first-value fusion strategy.

JSON SSPs. For the JSON format, we also have three layouts with a configuration each.

- *SSP_{JSONa}* maps JSON data into a generic RDF graph, each key as a generic predicate URI, and types are constructed from the current path keys. The constructed RDF is then integrated into the seed KG following the same steps as in *SSP_{RDFa}*.
- *SSP_{JSONb}* uses a heuristic for label and property type detection (relation or attribute), it applies text embeddings to directly link JSON objects and keys to existing entities and relations in the given KG. If no label is found, a concatenation of object values is used to generate an entity embedding. Objects (entities) without a sufficiently similar match are assigned new entity identifiers.
- *SSP_{JSONc}* avoids explicit mapping generation and instead prompts an LLM to directly output ontology-compliant RDF triples from the input JSON document. The LLM receives both the JSON data and the KG ontology as input and generates triples aligned with the ontology. Unlike approaches that require generating and selecting among candidate mappings, this strategy applies uniformly across all documents, thereby averaging out quality fluctuations in the LLM outputs over the dataset. This removes the need for manual or heuristic mapping selection, though it still introduces variability at the individual document level.

TEXT SSPs. We use almost similar pipeline layouts for text sources, but with three different configurations:

- *SSP_{TEXTa}* extracts triple patterns (entity surface forms) from the input text using OpenIE. Entities are linked with DBpedia Spotlight³, which maps mentions to the seed KG. Mentions not present in the seed are assigned new identifiers in a separate namespace. Relations are then linked using a custom embedding-based relation linker that maps text spans to ontology relations. The immediately constructed KG is integrated using the alignment and fusion tasks of *SSP_{RDFa}*.
- *SSP_{TEXTb}* Also applies OpenIE, but for linking, it uses a text embedding model for both relation and entity linking (on labels or all values). Extracted entity mentions are compared with existing KG entities using text embeddings. As this approach links mentions directly to KG entities (ids), it bypasses the need for a separate entity matching or graph alignment step. The resulting triples are integrated into the KG, preserving existing values unless none are available.
- *SSP_{TEXTc}* replaces OpenIE with an LLM-based triple extraction component, which generates surface-form triples directly from the input text. Entity linking, relation linking, and fusion are performed as in *SSP_{TEXTb}*.

For all LLM-based tasks, we use OpenAI’s gpt-5-mini model to balance quality, runtime, and cost.

³DBpedia Spotlight is suitable for entity recognition and linking, because DBpedia widely covers the domain of interest.

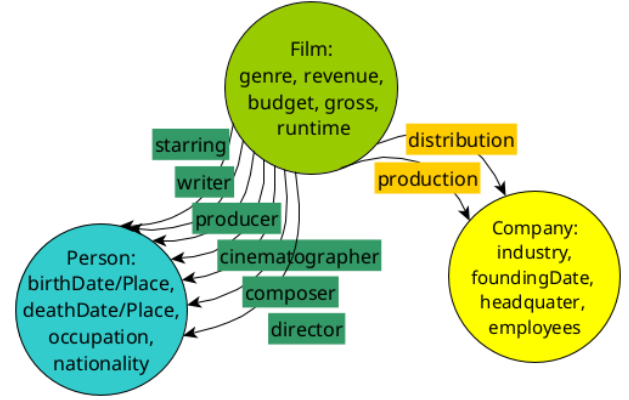


Figure 4: Ontology/Schema graph of classes film, person, company with their properties (relations and attributes).

5 KG PIPELINE BENCHMARK

To evaluate integration pipelines, we propose a benchmark for a well-defined yet non-trivial domain: films and their related persons and companies. The movie domain offers a manageable scope while still presenting realistic integration challenges such as heterogeneous data formats, overlapping but incomplete entity coverage in source data, and schema-level heterogeneity. Extending the benchmark to additional domains is possible but time-consuming and left for future work.

We first describe the domain and KG ontology before providing details about the datasets (reference KG, seed KG, sources with overlapping entities) and evaluation metrics.

5.1 Domain and Ontology

Our benchmark focuses on the **movie domain**, with entities such as films, actors, directors, and production companies. We manually curated a target ontology for this domain, which guides both pipeline integration and evaluation. The ontology comprises:

- Three core classes: Film, Person, and Company, serving as the backbone of the domain model.
- 25 properties (object relations or datatype properties, and counting the RDF *label* and *type* property), defined using OWL, RDF Schema, and SKOS, enabling consistent links across heterogeneous sources.
- Annotations such as `rdfs:label` and `skos:altLabel` (to support lexical variation) and `owl:equivalentClass` or `owl:equivalentProperty` that facilitate schema alignment.
- Integrity axioms, including `owl:disjointWith` (to catch invalid class overlaps, e.g., a Film typed as Person) and `owl:maxCardinality` (to follow rules, e.g., one runtime per film).

A visualization of this graph schema (ontology) is shown in Figure 4.

A well-defined ontology is essential for the integration process because it provides the common target schema against which heterogeneous sources can be aligned. In the linking step, ontology classes and relations guide entity and schema matching, ensuring

that different source fields map to the correct concepts. For cleaning, constraints and disjointness axioms allow the detection of errors such as a film mistakenly typed as a person or multiple runtimes assigned to the same movie. Finally, during completion, the ontology defines where additional values can be added consistently, for example, enriching a person entity with missing birthPlace or linking a film to its director. In short, the ontology acts as the semantic backbone that enables heterogeneous data to be reconciled into a coherent knowledge graph.

Although the ontology provides a clear target schema, integration remains challenging due to ambiguity and inconsistency in the sources. For example, some JSON infoboxes use the field name "date" without specifying whether it denotes a person's birth or death date, which are distinguished in the ontology. Ambiguities also arise among role-related person or company properties for a film, e.g. producer person vs production company. Properties may also use different data types. Runtime may appear in minutes, hours, or as free-text strings ("2h 15m"), and financial attributes such as budget, gross, and revenue are reported with inconsistent currencies and not always distinguished across sources.

Datasets Our benchmark is built from a set of interrelated data artifacts that provide the basis for constructing and evaluating pipelines. Starting from a reference graph, we derive seed and source datasets in multiple formats (RDF, JSON, and text), each designed to expose specific integration challenges. These artifacts vary in coverage, structure, and representation, thereby reflecting the heterogeneity typical of real-world scenarios.

Reference KG. To establish a basis for evaluation, we first derive a reference by recursively collecting data for the film entities from DBpedia, and their related persons and companies, whenever such links are provided by the eight ontology relations.

We restrict our benchmark to 10,000 films rather than the full set of 150,000 available in DBpedia (the final size is a bit lower due to cleaning and generating overlaps). This size already yields a knowledge graph of substantial complexity once related persons and companies are included, while keeping experiments computationally feasible and reproducible. It offers sufficient semantic variety to capture typical integration challenges without introducing unnecessary volume.

From this reference graph, we generate multiple entity splits to emulate realistic multi-source settings. Specifically, we partition the set of 10,000 films into four subsets of approximately 2,500 entities each. To introduce controlled redundancy, every pair of subsets (seed, sources) shares around 5% of their film entities (30% including persons and companies). This controlled overlap reflects the partial coverage commonly observed in real-world sources, where new sources usually cover existing entities in the KG.

Seed/Source type RDF. The seed KG is defined as the first split of the reference graph. To generate the corresponding source RDFs, we create shaded versions of the remaining splits by renaming entity identifier namespaces. This ensures that the same real-world entities are represented with different IRIs across splits, thereby requiring entity resolution during integration.

Source type JSON. For each film entity, we generate nested JSON records derived from one subgraph per film, including referenced person and company information. Each record contains key-value pairs describing the film, such as title, actors, genre, or production

company. JSON is a suitable source format for testing pipelines, since it is widely used on the Web, comes with less structural richness than RDF, and requires additional mapping to be aligned with the ontology.

Source type Text. As a complementary unstructured source, we include DBpedia abstracts for all film entities. These textual descriptions provide narrative information mentioning films, people, and companies without explicit schema structure. Text is an important source type because it reflects the reality that much of the Web's knowledge is available only in natural language and requires information extraction to be transformed into a knowledge graph.

Complementarity of Sources. Together, RDF, JSON, and text capture the three principal degrees of structure encountered in real-world data: highly structured (RDF), semi-structured (JSON), and unstructured (text). This diversity ensures that the benchmark exercises pipelines across the full spectrum of integration challenges, from ontology alignment and schema mapping to entity resolution and information extraction.

Supplementary Data. In addition to the reference, seed, and source datasets, we provide supplementary data that supports evaluation and error analysis. First, we include metadata about the expected matches, i.e., the overlapping entities introduced during the dataset splitting. These records specify the entity type (e.g., Film) together with explicit links of the form $id1 = id2$, which serve as ground truth for entity resolution tasks. Second, we provide curated lists of verified source entities. These lists indicate which entities should appear in the integrated KG, enabling evaluators to check for missing or erroneously introduced entities. Together, these supplementary resources facilitate a more fine-grained assessment of pipeline performance beyond the structural and semantic properties of the resulting graphs.

We provide two smaller versions, with only a total of 100 and 1,000 film entities, for development and less resource-intensive benchmarks.

5.2 Evaluation Metrics

Each pipeline is evaluated independently and compared against others using the following metrics. We group them into three complementary categories, each reflecting a distinct aspect of KG quality: **Statistical metrics** capture structural properties and resource usage, providing a baseline view of scale and coverage. **Semantic metrics** validate adherence to the target ontology, ensuring logical consistency and correctness beyond raw counts. **Reference metrics** measure fidelity against ground truth, either by comparison to a curated KG or by task-specific data. Together, these metrics evaluate structure, correctness, and truthfulness.

5.2.1 Statistical Metrics. We measure the structural characteristics of the generated KG:

- **S_{FC} Fact Count:** Number of distinct triples (facts) in the KG.
- **S_{EC} Entity Count:** Number of distinct entities (nodes).
- **S_{RC} Relation Count:** Number of distinct relation names.
- **S_{TC} Type Count:** Number of distinct entity classes (types).
- **S_{UT} Count of untyped entities** that remain without a class, e.g., because none of their extracted or mapped properties match the ontology. In such cases, type inference may

not be able to assign a class leading to isolated label-only entities.

- **S_D Graph Density:** Ratio of existing relations to the maximum possible number of relations between entities, indicating overall connectivity. Identifying most relations results in a KG with high density while a KG with mostly isolated entities has low density.

5.2.2 Resource Metrics. These metrics capture the computational cost and efficiency of generating the KG (Quality-of-service).

- **Q_D Duration:** Total execution time of the pipeline in seconds.
- **Q_M Max Memory:** Peak memory consumption during runtime.
- **Q_C Additional Costs:** Non-computational overhead such as API usage, cloud hosting, or power consumption.

5.2.3 Semantic Validation. These metrics assess how well the generated KG adheres to the target ontology, ensuring logical consistency and correctness beyond raw counts (w.r.t. Ontology). This is necessary as a corrupted semantic structure will influence the quality of later downstream tasks.

- **O_{DT} Disjoint Types:** Number of entities assigned two or more mutually disjoint classes. *Example: an entity typed as both Person and Company, when these classes are declared disjoint.*
- **O_{D/R} Domain/Range:** Percentage of relations that respect their declared domain and range restrictions (affected by O_{DT}). *Example: a relation starring must link an Person to a Film; a violation occurs if the subject is (an)other type than Film.*
- **O_{RD} Relation Direction:** Percentage of relations whose subject/object order is consistent with ontology definitions. *Example: director should link a Film (subject) to a Person (object); inverse direction counts as an error.*
- **O_{LT/F} Literal Datatype/Format:** Percentage of literal values consistent with their declared datatype and if the value has the correct format. *Example: a property revenue is of type double; values of type integer or string are errors.*

5.2.4 Reference Validation. These metrics evaluate the fidelity of the generated KG against a manually curated reference KG [25] or task-specific verification data (like matches or links) [4].

- **R_{EM} Entity Matching:** Precision and recall of expected vs. actual entity correspondences in entity resolution tasks.
- **R_{OM} Ontology Matching:** Precision and recall of expected vs. actual relation/property correspondences in ontology matching tasks.
- **R_{EL} Entity Linking:** Coverage of links between entities in the KG and external reference identifiers (e.g., ensuring each root entity is linked to at least one external reference).
- **R_{RL} Relation Linking:** Accuracy of links between input features (e.g., JSON keys) and ontology relations, where gold mappings are available.
- **R_{SE} Source Entity Coverage:** Overlap between expected entities with their expected type (from a reference list, e.g., of entities in the source) and integrated entities. \tilde{R}_{SE} : Same

Pipeline	FC	EC	RC	TC	UT	D (s)	M (GB)
Seed 1k	16,417	2,793	25	3	-	-	-
Seed 10k	123,686	19,527	25	3	-	-	-
Ref. 1k*	63,359	8,935	25	3	-	-	-
Ref. 10k	336,002	47,706	25	3	-	-	-
J_A	242,319	46,657	25	3	4,801	77	4.3
J_B	249,547	36,977	25	3	3,359	166	5.6
J_C*	49,787	7,668	25	3	48	7,025	4.8
R_A	256,528	47,258	25	3	3,500	65	6.3
R_B	278,366	52,932	25	3	7,512	6,491	44.5
R_C	327,714	47,013	25	3	273	222	6.1
T_A	133,883	23,946	25	3	72	1,004	19.8
T_B	150,541	22,185	25	3	33	1,030	10.4
T_C*	24,134	3,608	25	3	3	1,963	10.4
JRT	227,846	38,375	25	3	2,960	411	19.8
JTR	231,706	38,541	25	3	2,727	398	19.8
RJT	228,398	37,654	25	3	2,279	429	19.8
RTJ	227,774	37,745	25	3	2,308	408	19.8
TJR	232,989	38,619	25	3	2,655	411	19.8
TRJ	230,945	37,980	25	3	2,327	417	19.8

Table 2: Pipeline result statistics: FC=Fact Count, EC=Entity Count, RC=Relation Count, TC=Type Count, UT=Un-Typed Entities, D=Duration in seconds, M=Memory in gigabyte. The (C)* pipelines are only executed for the 1k version of the benchmark.

as R_{SE} but allowing approximate string matching (e.g., label-based with high similarity).

- **R_{KG} Reference KG Coverage:** Exact triple overlap between the generated KG and a reference KG (subject, predicate, and object URIs match). \tilde{R}_{KG} : overlap coverage is computed using a fuzzy entity alignment, while still requiring exact literal values, using matches on the entity labels. \hat{R}_{KG} : Triple overlap with both fuzzy entity label matching and approximate literal value matching, to reference. Values are compared via semantic similarity (e.g., transformer embeddings).

We restrict the scope of some reference metrics to ensure valid and interpretable results. **Matching metrics** (R_{EM} , R_{OM}) are evaluated only for RDF integration pipelines. In this setting, entity identifiers can still be tracked reliably between the RDF graph and the initial source. For entities integrated from JSON or text, identifiers are often missing or inconsistent, which makes exact matching infeasible. **Entity Linking** (R_{EL}) is evaluated only in terms of precision for Film entities in the seed KG and the current text split. Film entities provide a predictable anchor for evaluation, while links for other entity types are too sparse or unpredictable to measure recall meaningfully.

5.3 Aggregation and Ranking Method

To better compare and rank different pipelines, it is desirable to aggregate the different metrics in a single score per pipeline. This

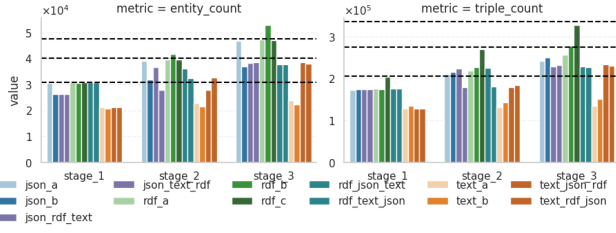


Figure 5: Visualization of statistical metrics (growth) for the 12 pipelines and their three increments/stages $KG_1 - KG_3$. The black dotted lines indicate the expected reference KG sizes. All three SSP (c) pipelines are omitted here.

	O_{DT}	O_D	O_R	O_{RD}	O_{LT}	O_{LF}	O_{Avg}
J_A	0.995	0.996	0.842	1	0.794	1	0.938
J_B	0.941	0.933	0.931	1	1	1	0.968
J_C*	0.987	0.987	0.992	0.992	1	1	0.993
R_A	0.994	0.995	0.988	1	1	1	0.996
R_B	0.992	0.993	0.974	1	1	1	0.993
R_C	0.993	0.996	0.989	1	1	1	0.996
T_A	0.978	0.969	0.974	0.997	1	0.997	0.986
T_B	0.855	0.725	0.881	0.911	1	0.985	0.893
T_C*	0.737	0.551	0.867	0.849	1	0.939	0.824
JRT	0.97	0.961	0.962	0.999	1	1	0.982
JTR	0.97	0.961	0.958	0.999	1	0.999	0.981
RJT	0.966	0.961	0.959	0.999	1	1	0.981
RTJ	0.964	0.957	0.952	0.999	1	0.999	0.979
TJR	0.966	0.958	0.957	0.999	1	0.999	0.980
TRJ	0.964	0.959	0.957	0.999	1	0.999	0.980

Table 3: Semantic Structure Scores.

can be based on a subset of the introduced metrics or perhaps additional ones. For our benchmark, we propose a two-step aggregation of metrics. We first normalize and aggregate selected metrics per group and then determine a weighted average of the group metrics to obtain the overall aggregated score of a pipeline.

Each group metric is the average of the normalized metrics Mn_i of the selected individual metrics M_i per group:

$$GM_i = \frac{Mn_1 + \dots + Mn_k}{k}.$$

We apply normalization to the metrics that are not yet within the range of 0 to 1. For the statistical metrics, we take the ratio of the different counts to the values of the reference graph. For the resource metrics duration and memory consumption, we relate the actual values of a pipeline to the minimal value M_{min} of all pipelines:

$$Mn_i = \frac{M_{min}}{M_i}$$

For our evaluation, we apply four group metrics:

- GM_1 - **Size score**: average of normalized fact count and graph density.

- GM_2 - **Consistency score**: Average of violation scores (disjoint-domain, domain/range, direction, datatype/format).
- GM_3 - **Integration score**: Average of the reference KG coverage f-score, source entity-types integration score, plus the specific sources task ER/OM f-score (based on precision and recall values) or for text sources only film EL recall.
- GM_4 - **Efficiency score**: Normalized runtime duration and peak memory. This is the only score that directly depends on the used hardware environment.

The total aggregated score $M_{total}(p)$ of a pipeline p is the weighted average of the group metrics:

$$M_{total}(p) = \sum_{i=1}^j w_i \cdot GM_i(p), \quad \sum_{i=1}^j w_i = 1,$$

For the introduced four group metrics, we obtain:

$$M_{total} = \alpha \cdot GM_1 + \beta \cdot GM_2 + \gamma \cdot GM_3 + \delta \cdot GM_4$$

where $\alpha, \beta, \gamma, \delta$ are weights that can be adjusted depending on the user’s goals (e.g., quality vs efficiency).

The weighting schemes applied for our evaluation are detailed in Section 6.3.

6 EVALUATION

Our evaluation mainly aims at demonstrating the usability and usefulness of the KGpipe framework and benchmark, but not for an exhaustive evaluation of the huge number of possible pipelines and their configuration. We focus on integrating three sources (data splits) into the seed KG by incrementally executing three pipelines to generate a final KG that can be compared to the reference KG. For the three input data formats, we apply nine single-source type pipelines (SSPs) when all splits have the same format and six multi-source type pipelines when each split is of a different format. For better readability, we adopt a more concise notation for pipeline references: for example, RDFa (or R_A in tables) denotes the defined SSP RDFa, and RJT indicates the MSP of the SSP sequence RDF→JSON→Text.

All pipelines were executed on a machine equipped with an AMD Ryzen 9 9850HX processor (16 cores, 32 threads), 64 GB of main memory, a 1 TB SSD, and an NVIDIA RTX 4070 GPU. The availability of the GPU significantly increased the throughput of embedding-based task implementations. The LLM-based pipelines use OpenAI’s gpt-5-mini with API costs of RDFc=0.1€, JSONc=9.9€, and TEXTc=2.3€. The LLM-based pipelines for JSON and text had to be executed on the smaller 1k version of the benchmark to limit execution time and monetary expenses.

To limit the number of MSP pipelines, we only consider cases where every split is of a different format and we only consider one of the a and b pipelines per step (RDFa, JSONb, TEXTa). We apply fixed thresholds across all pipeline configurations to ensure consistency of evaluation and limit the number of pipeline executions: PARIS matches entities at a similarity threshold of 0.99 and relations at 0.5, JedaI matches at 0.5, Valentine matches at 0.1, LLM OM matches at 1.0, DBpedia Spotlight links at 0.8, and the embedding-based entity and relation linker (EmbEL/EmbRL) both at 0.8.

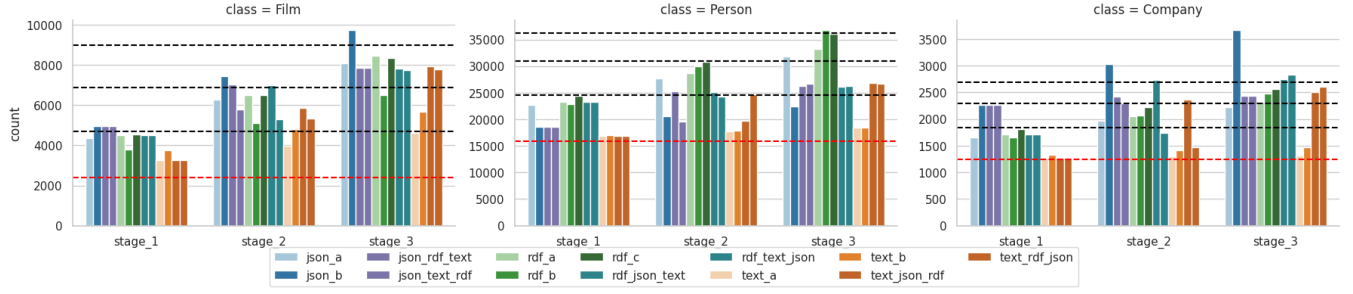


Figure 6: Compliance of integrated entities by type and expected entities at each source increment (stage) for all pipelines. The dotted lines indicate the values of the current reference between the seed (red) and the three source increments (black).

Pipe	I	EM_p	EM_r	OM_p	OM_r
J_A	1	0.99	0.41	0.43	0.38
J_A	2	0.75	0.4	0.43	0.38
J_A	3	0.66	0.4	0.43	0.38
R_A	1	0.98	1	1	0.63
R_A	2	0.98	1	1	0.58
R_A	3	0.98	1	1	0.63
R_B	1	0.83	0.88	0.89	0.73
R_B	2	0.81	0.88	0.89	0.77
R_B	3	0.82	0.88	0.89	0.77
R_C	1	0.98	1	1	0.83
R_C	2	0.98	1	1	0.83
R_C	3	0.98	1	1	0.75
JRT	2	0.97	1	1	0.58
JTR	3	0.97	1	1	0.58
R_	1	0.98	1	1	0.63
TJR	3	0.97	1	1	0.63
TRJ	2	0.98	1	1	0.58

Table 4: Matching scores over all entity types.

Pipeline	inc	EL_R
J_B	1	0.64
J_B	2	0.62
J_B	3	0.62
T_A	1	0.43
T_A	2	0.43
T_A	3	0.45
T_B	1	0.13
T_B	2	0.12
T_B	3	0.12
T_C*	1	0.21
T_C*	2	0.14
T_C*	3	0.16
JTR	2	0.43
JRT	3	0.45
RTJ	2	0.43
RJT	3	0.45
T_	1	0.43

Table 5: Linking scores for film entities over text doc.

Pipe	$R_{SE} @inc$			$R_{KG} @inc$ (no Seed)					
	r@1	r@2	r@3	p@1	r@1	p@2	r@2	p@3	r@3
J_A	0.88	0.88	0.88	0.98	0.58	0.98	0.56	0.98	0.54
J_B	0.55	0.53	0.52	0.98	0.21	0.97	0.21	0.96	0.2
J_C*	0.73	0.74	0.7	0.78	0.57	0.77	0.57	0.75	0.55
R_A	0.91	0.91	0.93	1	0.64	0.99	0.61	0.99	0.61
R_B	0.83	0.83	0.83	0.99	0.56	0.98	0.54	0.98	0.52
R_C	0.98	0.98	0.97	1	0.95	0.99	0.93	0.98	0.92
T_A	0.4	0.39	0.39	0.52	0.01	0.52	0.01	0.53	0.01
T_B	0.38	0.36	0.35	0.62	0.01	0.57	0.01	0.56	0.01
T_C*	0.17	0.17	0.16	0.37	0.02	0.38	0.02	0.37	0.02
JRT	0.55	0.87	0.51	0.98	0.21	0.99	0.43	0.98	0.31
JTR	0.55	0.41	0.88	0.98	0.21	0.95	0.12	0.98	0.32
RJT	0.92	0.61	0.5	1	0.64	0.98	0.43	0.97	0.31
RTJ	0.91	0.51	0.6	1	0.64	0.98	0.35	0.97	0.31
TJR	0.41	0.54	0.89	0.52	0.01	0.95	0.12	0.98	0.33
TRJ	0.41	0.91	0.6	0.52	0.01	0.98	0.37	0.97	0.32

Table 6: Source entity integration recall (left side) and overlap with the reference graph (right side), without checking seed triples, and using relaxed IDs+values, after each increment (new sources 1–3).

We evaluate the integration pipelines using the metrics introduced in the last section. Finally, we present different comparative rankings of the pipelines.

6.1 Size and Resource Statistics

Table 2 shows the statistical and resource metrics for the SSP and MSP pipelines. Figures 5 and 6 illustrate how the KGs grow incrementally across the three integration stages. We discuss SSPs first, then MSPs, and finally relate them to the reference KG growth expectations.

While the relation/type counts are always correctly determined, tackled by the fusion implementation, there are significant differences in the other metrics (Table 2). For the *single-source type pipelines*, RDFb yields the largest KG in terms of entities, with more entities than in the reference graph (52.9k vs 47.7k). This is mainly due to a large number (7.5k) of untyped entities resulting from the CSV-based matching, which leads to many missed matches with properties of the ontology. The isolated entities could also not be

matched and fused with other entities. RDFb also suffers from the highest cost of all a and b SSPs (6,491 s; 44.5 GB), mainly due to the expensive RDF→CSV conversion plus JedAI/Valentine matching. The RDFa and JSONa pipelines achieve a similar number of entities as in the reference graph, but with only 76 / 72% of the triples, indicating that many properties have not been integrated, as can also be seen from a substantial number of untyped entities. By contrast, the LLM-based RDFc matches the size of the reference graph very well, with almost no untyped entities and their corresponding loss of properties. These advantages come at a relatively high runtime, though. Despite very high runtimes, the text pipelines suffer from the biggest information loss, with only about half of the number of entities and less than 45% of the triples of the reference graph. This is due to the inherent difficulty of correctly extracting entities and relations from unstructured text, as well as to possible limitations of the text extraction and linking tools. The LLM-based pipelines JSONc and TEXTc perform poorly and are only executed on the 1k

seed KG. These pipelines were much slower, even on the 1k dataset, than other pipelines on the 10k version, indicating that LLM-based mapping to RDF is very slow.

The six MSP pipelines perform very similarly and reach a medium number of entities that is higher than for the pure text pipelines but lower than for the RDF pipelines. This shows that the order of the source formats, e.g., whether text data is integrated first or last, does not influence the size of the final result KG.

The development of the KG sizes across the three increments is shown in Figure 5. The pure text pipelines can hardly add further entities and triples compared to the seed graph. As expected, for the MSP pipelines, the text step generally adds the fewest entities and triples, while the RDF step adds the most. We find similar trends in the development of the entity counts for the three entity types *Film*, *Person*, and *Company* (fig. 6). Compared to the size of the reference graphs(s), the biggest gaps occur for the largest class *Person* except for the pure RDF pipelines. The JSONb pipeline determines more film and company entities than in the reference graph due to entities assigned to both classes, as a result of the type inference based on the wrongly detected entity and property mappings.

6.2 Semantic and Reference Validation

We first analyze the semantic correctness of the generated KGs according to the validation metrics defined in the last section. Table 3 shows that the RDF-based pipelines achieve almost perfect quality. The JSON pipelines are generally performing well despite some problems, especially for JSONb regarding the relation domain (O_D) and range (O_R). JSONa shows an issue with the literal datatypes (O_{LT}), and JSONc has a few inversely mapped properties (O_{RD}). The TEXT pipelines introduce some relations with inverted direction (e.g., *PERSON* \rightarrow *FILM* for starring). TEXTb, TEXTc, and JSONb have the lowest structural correctness due to a larger number of entities assigned to more than one type (O_{DT}) and erroneous relation domains and ranges. The six MSP pipelines perform rather similarly with an average correctness ratio of about 0.98.

We now turn to the matching and linking quality of the different pipelines at different stages. Table 4 shows the precision and recall results for entity and ontology (relation) matching, while Table 5 provides the linking quality (of film entities) for pipelines applying entity linking. RDFa with the PARIS matcher achieves excellent entity matching quality, while the LLM-based RDFc performs best for ontology matching. RDFb has a reduced precision and recall of 0.81 to 0.89 due to limitations introduced by the conversion to CSV and tabular matcher. Film-level linking is generally of limited quality and especially poor for the text pipelines. TEXTa with DBpedia Spotlight is better here compared to the simpler methods based on keywords and embeddings in TEXTb and TEXTc. The MSP quality results vary greatly between stages, depending on whether matching or linking is performed.

Table 6 summarizes, in terms of recall and precision, how effectively the pipelines integrate new entities from each source (R_{SE}) and how well they can reconstruct the reference KG (R_{KG}) across the three increments. The results align mostly with earlier observations especially regarding strengths of RDF and limitations for text sources. The precision values for source integration are not

shown as they are always perfect since only data from the sources are integrated.

Regarding source entity integration (left part of Table 6), the RDFc pipeline achieves almost perfect recall (0.98), followed by RDFa and JSONa, with values around 0.9. RDFb suffers from the poorer CSV-based matching and many wrongly fused entities. JSONb, which relies on embedding-based linking, misses almost half of the source entities. The text pipelines achieve by far the weakest source entity recall. This is consistent with low entity-linking recall in Table 5, particularly for TEXTb and TEXTc.

For the overlap with the reference graph (right part of Table 6), we focus on its portion without the seed graph - in contrast to the counts in Table 2. Again, the LLM-based RDFc pipeline performs best with very good recall and precision. The pipelines using entity linking (JSONb, TEXT pipelines) achieve a very low recall and therefore fail to correctly integrate most new entities. This is especially dramatic for the TEXT pipelines that can hardly add any new and correct entities to the seed graph. We observed, however, that there is no linear correlation between the quality of ontology matching and the resulting KG quality, e.g., overlap with the reference graph. This is because wrong match decisions for a frequently occurring property, e.g. *birthDate*, have a much stronger impact than that of less frequent properties, e.g. *deathDate*, although both properties have the same influence on the quality of ontology matching.

For the MSP pipelines, the order in which sources are integrated leads to differences in the intermediate steps, with recall advantages for the pipelines starting with RDF (RJT, RTJ). However, after the three increments, all MSP pipelines are close together with a very good precision of 0.97-0.98 but a rather poor recall of only 0.31-0.33, mainly caused by the weak text step.

Overall, the results confirm that strong entity/property matching and semantic consistency are critical for strong reference KG overlap, while weak entity linking, poor directionality, or type errors suppress overlap and harm incremental integration performance. Integrating structured (RDF) data has clear advantages over the integration of text data. The observed limitations show that the used pipelines and their configurations are far from perfect. This was expected, and the benchmark results indicate the biggest problems to tackle with better approaches and configurations (e.g., regarding entity and ontology matching, type inference, and integration of text data).

6.3 Comparative rankings

To compare pipelines holistically, we apply the aggregated pipelines based on the weighted average of the four group metrics (size score, consistency score, integration score, efficiency score).

We compare the following five ranking options (weighting schemes):

- *Equal weighting*: $(\alpha, \beta, \gamma, \delta) = (0.25, 0.25, 0.25, 0.25)$;
- *Quantity-oriented weighting*: $(\alpha, \beta, \gamma, \delta) = (0.50, 0.10, 0.10, 0.30)$
- *Quality-focused weighting*: $(\alpha, \beta, \gamma, \delta) = (0.0, 0.50, 0.50, 0.0)$
- *Reference-focused weighting*: $(\alpha, \beta, \gamma, \delta) = (0.0, 0.20, 0.8, 0.00)$
- *Efficiency-oriented weighting*: $(\alpha, \beta, \gamma, \delta) = (0.20, 0.20, 0.20, 0.40)$

Table 7 shows the calculated aggregated pipeline scores and five rankings, in the order top best to bottom worst. Overall, RDFa and RDFc perform best. RDFa achieves the most balanced performance, combining high structural correctness with good coverage

eq.	rank	quan.	rank	qual.	rank	ref.	rank	eff.	rank
R_A	0.902	R_A	0.866	R_C	0.977	R_C	0.966	R_A	0.922
R_C	0.806	J_A	0.778	R_A	0.924	R_A	0.88	J_A	0.808
J_A	0.801	R_C	0.771	R_B	0.888	R_B	0.825	R_C	0.703
J_B	0.676	J_B	0.687	J_C*	0.832	J_A	0.751	J_B	0.618
R_B	0.642	J_C*	0.591	J_A	0.821	J_C*	0.735	R_B	0.516
J_C*	0.629	R_B	0.572	J_B	0.733	J_B	0.592	J_C*	0.505
RJT	0.58	TJR	0.571	RJT	0.702	RJT	0.534	RTJ	0.495
RTJ	0.58	JTR	0.571	RTJ	0.698	RTJ	0.53	JTR	0.495
TRJ	0.579	TRJ	0.571	TRJ	0.696	TRJ	0.525	TJR	0.494
TJR	0.578	RJT	0.569	JRT	0.694	JRT	0.522	RJT	0.494
JTR	0.578	RTJ	0.569	TJR	0.692	TJR	0.52	TRJ	0.494
JRT	0.576	JRT	0.564	JTR	0.692	JTR	0.518	JRT	0.492
T_A	0.482	T_B	0.476	T_A	0.634	T_A	0.424	T_A	0.398
T_B	0.456	T_A	0.443	T_B	0.528	T_B	0.31	T_B	0.377
T_C*	0.412	T_C*	0.436	T_C*	0.477	T_C*	0.269	T_C*	0.336

Table 7: Pipelines with different rankings, from best at the top to worst at the bottom, for five different weighting scenarios: eqal, quantity, quality, reference, and efficiency.

and comparatively low runtime. The LLM-based RDFc is best regarding semantic quality and coverage of the reference KG, but at a higher computational cost. Among the JSON pipelines, JSONa ranks higher than JSONb due to a more stable structural behavior and improved semantic and reference quality. The text pipelines, especially TEXTb, consistently perform the weakest, largely due to limitations in extraction and linking. All mixed-format pipelines fall into a middle range due to the limitations of the text processing step. The LLM pipelines JSONc and TEXTc are not directly comparable, as they are executed on the smaller dataset only and perform quite poorly.

In summary, the results are quite mixed, indicating a high potential for improvement in most pipelines. It is hoped that the proposed framework and benchmark help to identify such improvements and provide insights for building effective data integration pipelines for KGs.

7 CONCLUSIONS AND OUTLOOK

We introduced KGpipe, a modular and open framework for defining, executing, and evaluating integration pipelines to construct knowledge graphs from heterogeneous sources. KGpipe supports the integration of structured and unstructured data by the combined use of existing tools as well as LLMs for critical tasks such as data transformation, text extraction, entity and relation linking, type completion, ontology, and entity matching and entity fusion. Furthermore, KGpipe supports the first benchmark to evaluate entire KG construction pipelines defined and applied in this paper. The benchmark from the movie domain includes a reference graph and evaluates pipelines to extend a seed KG by integrating several overlapping data sources of the same or different formats. The evaluation covers a wide spectrum of metrics that can be combined into a single score based on a configurable weighting scheme.

To demonstrate the viability and potential of KGpipe we defined pipelines for different source formats (RDF, JSON, Text) and

executed and evaluated them on the KGpipe benchmark. The evaluation allowed the comparative evaluation of the different pipelines and the tools used in them, as well as the identification of limitations to address within improved pipelines. We showed that the integration of RDF sources achieved better integration results compared to JSON and text, and that the text pipelines were especially weak in their current form. The use of LLMs was only successful for RDF sources, but too slow and inefficient for JSON and text data. The overall ranking resulted in the best performance and quality for the RDFa and RDFc pipelines.

This work opens several directions for further development. First, we plan to expand the task library by adding further tasks such as data cleaning, knowledge completion, and ontology evolution. Second, the benchmark could be extended by an additional domain and further metrics. Third, we aim at a data-driven selection and tuning of pipelines. By accumulating pipeline-performance pairs across sources and integration settings, we aim to train models or LLM-based agents that can recommend pipeline designs and parameter configurations conditioned on a target ontology, seed graph, and source descriptors, optimizing multi-objective quality-cost trade-offs (size, consistency, integration performance, and efficiency) under explicit compute or latency budgets.

ACKNOWLEDGMENTS

The authors acknowledge the financial support by the Federal Ministry of Education and Research of Germany and by the Sächsische Staatsministerium für Wissenschaft Kultur und Tourismus in the program Center of Excellence for AI-research "Center for Scalable Data Analytics and Artificial Intelligence Dresden/Leipzig", project identification number: ScaDS.AI.

REFERENCES

- [1] Renzo Angles, Angela Bonifati, Stefania Dumbrava, George Fletcher, Alastair Green, Jan Hidders, Bei Li, Leonid Libkin, Victor Marsault, Wim Martens, Filip Murlak, Stefan Plantikow, Ognjen Savkovic, Michael Schmidt, Juan Sequeda, Slawek Staworko, Dominik Tomaszuk, Hannes Voigt, Domagoj Vrgoc, Mingxi Wu, and Dusan Zivkovic. 2023. PG-Schema: Schemas for Property Graphs. *Proc. ACM Manag. Data* 1, 2 (2023), 198:1–198:25. <https://doi.org/10.1145/3589778>
- [2] Zohra Bellahsene, Angela Bonifati, and Erhard Rahm. 2011. *Schema Matching and Mapping*. Springer.
- [3] Andrew Carlson, Justin Betteridge, Bryan Kisiel, Burr Settles, Estevam R. Hruschka Jr., and Tom M. Mitchell. 2010. Toward an Architecture for Never-Ending Language Learning. In *Proceedings of the Twenty-Fourth AAAI Conference on Artificial Intelligence, AAAI 2010, Atlanta, Georgia, USA, July 11–15, 2010*, Maria Fox and David Poole (Eds.). AAAI Press, 1306–1313. <https://doi.org/10.1609/AAAI.V24I1.7519>
- [4] Vassilis Christophides, Vasilis Efthymiou, Themis Palpanas, George Papadakis, and Kostas Stefanidis. 2021. An Overview of End-to-End Entity Resolution for Big Data. *ACM Comput. Surv.* 53, 6 (2021), 127:1–127:42. <https://doi.org/10.1145/3418896>
- [5] Philippe Cudré-Mauroux. 2020. Leveraging knowledge graphs for big data integration: the XI pipeline. *Semantic Web* 11, 1 (2020), 13–17.
- [6] Anastasia Dimou, Miel Vander Sande, Pieter Colpaert, Ruben Verborgh, Erik Mannens, and Rik Van de Walle. 2014. RML: A Generic Language for Integrated RDF Mappings of Heterogeneous Data. In *Proceedings of the Workshop on Linked Data on the Web co-located with the 23rd International World Wide Web Conference (WWW 2014), Seoul, Korea, April 8, 2014 (CEUR Workshop Proceedings)*, Christian Bizer, Tom Heath, Sören Auer, and Tim Berners-Lee (Eds.), Vol. 1184. CEUR-WS.org. https://ceur-ws.org/Vol-1184/ldov2014_paper_01.pdf
- [7] AnHai Doan, Pradap Konda, Paul Suganthan G. C., Yash Govind, Derek Paulsen, Kaushik Chandrasekhar, Philip Martinkus, and Matthew Christie. 2020. Magellan: toward building ecosystems of entity matching solutions. *Commun. ACM* 63, 8 (2020), 83–91. <https://doi.org/10.1145/3405476>
- [8] Juliana Freire, Grace Fan, Benjamin Feuer, Christos Koutras, Yurong Liu, Eduardo Peña, and Eden Wu. 2025. Large Language Models for Data Discovery and

- Integration: Challenges and Opportunities. *IEEE Data Eng. Bull.* 49, 1 (2025), 3–31.
- [9] Gleb Gawriljuk, Andreas Harth, Craig A Knoblock, and Pedro Szekely. 2016. A scalable approach to incrementally building knowledge graphs. In *International Conference on Theory and Practice of Digital Libraries*. Springer, 188–199.
 - [10] Marvin Hofer, Johannes Frey, and Erhard Rahm. 2024. Towards self-configuring Knowledge Graph Construction Pipelines using LLMs - A Case Study with RML. In *Proceedings of the 5th International Workshop on Knowledge Graph Construction co-located with 21th Extended Semantic Web Conference (ESWC 2024), Hersionissos, Greece, May 27, 2024 (CEUR Workshop Proceedings)*, David Chaves-Fraga, Anastasia Dimou, Ana Iglesias-Molina, Umutcan Serles, and Dylan Van Assche (Eds.), Vol. 3718. CEUR-WS.org. <https://ceur-ws.org/Vol-3718/paper6.pdf>
 - [11] Marvin Hofer, Daniel Obraczka, Alieh Saeedi, Hanna Köpcke, and Erhard Rahm. 2024. Construction of Knowledge Graphs: Current State and Challenges. *Inf.* 15, 8 (2024), 509. <https://doi.org/10.3390/INFO15080509>
 - [12] Aidan Hogan, Eva Blomqvist, Michael Cochez, Claudia d'Amato, Gerard De Melo, Claudio Gutierrez, Sabrina Kirrane, José Emilio Labra Gayo, Roberto Navigli, Sebastian Neumaier, et al. 2021. Knowledge graphs. *ACM Computing Surveys (Csur)* 54, 4 (2021), 1–37.
 - [13] Ihab F. Ilyas, Theodoros Rekatsinas, Vishnu Konda, Jeffrey Pound, Xiaoguang Qi, and Mohamed A. Soliman. 2022. Saga: A Platform for Continuous Construction and Serving of Knowledge at Scale. In *SIGMOD '22: International Conference on Management of Data, Philadelphia, PA, USA, June 12 - 17, 2022*, Zachary G. Ives, Angela Bonifati, and Amr El Abbadi (Eds.). ACM, 2259–2272. <https://doi.org/10.1145/3514221.3526049>
 - [14] Mohamad Yaser Jaradeh, Kuldeep Singh, Markus Stocker, Andreas Both, and Sören Auer. 2021. Better Call the Plumber: Orchestrating Dynamic Information Extraction Pipelines. In *Web Engineering - 21st International Conference, ICWE 2021, Biarritz, France, May 18-21, 2021, Proceedings (Lecture Notes in Computer Science)*, Marco Brambilla, Richard Chbeir, Flavius Frasinca, and Ioana Manolescu (Eds.), Vol. 12706. Springer, 240–254. https://doi.org/10.1007/978-3-030-74296-6_19
 - [15] Dimitris Kontokostas, Patrick Westphal, Sören Auer, Sebastian Hellmann, Jens Lehmann, Roland Cornelissen, and Amrapali Zaveri. 2014. Test-driven evaluation of linked data quality. In *23rd International World Wide Web Conference, WWW '14, Seoul, Republic of Korea, April 7-11, 2014*, Chin-Wan Chung, Andrei Z. Broder, Kyuseok Shim, and Torsten Suel (Eds.). ACM, 747–758. <https://doi.org/10.1145/2566486.2568002>
 - [16] Christos Koutras, George Siachamis, Andra Ionescu, Kyriakos Psarakis, Jerry Brons, Marios Fragkoulis, Christoph Lofi, Angela Bonifati, and Asterios Katsifodimos. 2021. Valentine: Evaluating Matching Techniques for Dataset Discovery. In *37th IEEE International Conference on Data Engineering, ICDE 2021, Chania, Greece, April 19-22, 2021*. IEEE, 468–479. <https://doi.org/10.1109/ICDE51399.2021.00047>
 - [17] José-Lázaro Martínez-Rodríguez, Ivan López-Arévalo, and Ana B. Ríos-Alvarado. 2018. OpenIE-based approach for Knowledge Graph construction from text. *Expert Syst. Appl.* 113 (2018), 339–355. <https://doi.org/10.1016/J.ESWA.2018.07.017>
 - [18] Pablo N. Mendes, Max Jakob, Andrés García-Silva, and Christian Bizer. 2011. DBpedia spotlight: shedding light on the web of documents. In *Proceedings the 7th International Conference on Semantic Systems, I-SEMANTICS 2011, Graz, Austria, September 7-9, 2011 (ACM International Conference Proceeding Series)*, Chiara Ghidini, Axel-Cyrille Ngonga Ngomo, Stefanie N. Lindstaedt, and Tassilo Pellegrini (Eds.). ACM, 1–8. <https://doi.org/10.1145/2063518.2063519>
 - [19] Pablo N. Mendes, Hannes Mühleisen, and Christian Bizer. 2012. Sieve: linked data quality assessment and fusion. In *Proceedings of the 2012 Joint EDBT/ICDT Workshops, Berlin, Germany, March 30, 2012*, Divesh Srivastava and Ismail Ari (Eds.). ACM, 116–123. <https://doi.org/10.1145/2320765.2320803>
 - [20] Lars-Peter Meyer, Claus Stadler, Johannes Frey, Norman Radtke, Kurt Jung-hanns, Roy Meissner, Gordian Dziwis, Kirill Bulert, and Michael Martin. 2023. LLM-assisted Knowledge Graph Engineering: Experiments with ChatGPT. In *First Working Conference on Artificial Intelligence Development for a Resilient and Sustainable Tomorrow - AI Tomorrow 2023, Leipzig, Germany, 29-20 June, 2023 (Informatik Aktuell)*, Christian Zinke-Wehlmann and Julia Friedrich (Eds.). Springer, 103–115. https://doi.org/10.1007/978-3-658-43705-3_8
 - [21] Konstantinos A Nikolettos. 2024. *AutoER: Auto-Configuring Entity Resolution pipelines*. Ph.D. Dissertation. NATIONAL AND KAPODISTRIAN UNIVERSITY OF ATHENS.
 - [22] Prakhkar Ojha and Partha P. Talukdar. 2017. KGEval: Accuracy Estimation of Automatically Constructed Knowledge Graphs. In *Proceedings of the 2017 Conference on Empirical Methods in Natural Language Processing, EMNLP 2017, Copenhagen, Denmark, September 9-11, 2017*, Martha Palmer, Rebecca Hwa, and Sebastian Riedel (Eds.). Association for Computational Linguistics, 1741–1750. <https://doi.org/10.18653/V1/D17-1183>
 - [23] George Papadakis, Leonidas Tsekouras, Emmanouil Thanos, Nikiforos Pittaras, Giovanni Simonini, Dimitrios Skoutas, Paul Isaris, George Giannakopoulos, Themis Palpanas, and Manolis Koubarakis. 2020. JedAI³: beyond batch, blocking-based Entity Resolution. In *Proceedings of the 23rd International Conference on Extending Database Technology, EDBT 2020, Copenhagen, Denmark, March 30 - April 02, 2020*, Angela Bonifati, Yongluan Zhou, Marcos Antonio Vaz Salles, Alexander Böhm, Dan Olteanu, George H. L. Fletcher, Arijit Khan, and Bin Yang (Eds.). OpenProceedings.org, 603–606. <https://doi.org/10.5441/002/EDBT.2020.74>
 - [24] Marcel Parciak, Brecht Vandevoort, Frank Neven, Liesbet M. Peeters, and Stijn Vansummeren. 2024. Schema Matching with Large Language Models: an Experimental Study. In *Proceedings of Workshops at the 50th International Conference on Very Large Data Bases, VLDB 2024, Guangzhou, China, August 26-30, 2024*. VLDB.org. <https://vldb.org/workshops/2024/proceedings/TaDA/TaDA.8.pdf>
 - [25] Heiko Paulheim. 2017. Knowledge graph refinement: A survey of approaches and evaluation methods. *Semantic Web* 8, 3 (2017), 489–508. <https://doi.org/10.3233/SW-160218>
 - [26] Maria Angela Pellegrino, Anisa Rula, and Gabriele Tuoizzo. 2024. KGHeartBeat: A Knowledge Graph Quality Assessment Tool. In *The Semantic Web: ESWC 2024 Satellite Events - Hersionissos, Crete, Greece, May 26-30, 2024, Proceedings, Part I (Lecture Notes in Computer Science)*, Albert Meroño-Peñuela, Óscar Corcho, Paul Groth, Elena Simperl, Valentina Tamma, Andrea Giovanni Nuzzolese, María Poveda-Villalón, Marta Sabou, Valentina Presutti, Irene Celino, Artem Revenko, Joe Raad, Bruno Sartini, and Pasquale Lisena (Eds.), Vol. 15344. Springer, 276–280. https://doi.org/10.1007/978-3-031-78952-6_41
 - [27] Fabian M. Suchanek, Serge Abiteboul, and Pierre Senellart. 2011. PARIS: Probabilistic Alignment of Relations, Instances, and Schema. *Proc. VLDB Endow.* 5, 3 (2011), 157–168. <https://doi.org/10.14778/2078331.2078332>
 - [28] Gyte Tamasauskaite and Paul Groth. 2023. Defining a Knowledge Graph Development Process Through a Systematic Review. *ACM Trans. Softw. Eng. Methodol.* 32, 1 (2023), 27:1–27:40. <https://doi.org/10.1145/3522586>
 - [29] Gerhard Weikum, Xin Luna Dong, Simon Razniewski, Fabian Suchanek, et al. 2021. Machine knowledge: Creation and curation of comprehensive knowledge bases. *Foundations and Trends® in Databases* 10, 2-4 (2021), 108–490.
 - [30] Amrapali Zaveri, Anisa Rula, Andrea Maurino, Ricardo Pietrobbon, Jens Lehmann, and Sören Auer. 2016. Quality assessment for Linked Data: A Survey. *Semantic Web* 7, 1 (2016), 63–93. <https://doi.org/10.3233/SW-150175>