

# When Better Teachers Don’t Make Better Students: Revisiting Knowledge Distillation for CLIP Models in VQA

Pume Tuchinda<sup>1</sup>, Parinthapat Pengpun<sup>2</sup>, Romrawin Chumpu<sup>1</sup>,  
Sarana Nutanong<sup>1</sup>, Peerat Limkonchotiwat<sup>3</sup>  
<sup>1</sup>VISTEC, <sup>2</sup>Bangkok Christian International School, <sup>3</sup>AI Singapore  
pumet\_pro@vistec.ac.th, peerat@aisingapore.org

## Abstract

*Vision-language models (VLMs) have achieved remarkable success across multimodal tasks, yet their substantial computational demands hinder efficient deployment. Knowledge distillation (KD) has emerged as a powerful approach for building lightweight but competitive models, with strong evidence from both language and vision domains. However, its application to VLMs, particularly CLIP-style models, remains limited, often constrained to small-scale teachers and narrow evaluation tasks such as classification or retrieval. In this work, we present the first systematic study of distillation across a range of CLIP-style teacher models, ranging from standard baselines to large-scale state-of-the-art models. Contrary to trends observed in NLP and vision, we find that stronger teachers do not consistently yield better students; in fact, existing distillation frameworks often fail to scale, leading to degraded performance in downstream multimodal tasks such as visual question answering. Our findings challenge prevailing assumptions in KD and point toward new directions for designing parameter-efficient multimodal models.*

## 1. Introduction

Vision language models (VLMs) have demonstrated remarkable capabilities across diverse multimodal tasks, from image captioning to visual question answering (VQA) [1, 35, 52]. However, the substantial computational demands of these large-scale models limit their practicality for deployment and accessibility. Creating efficient VLMs that maintain competitive performance while dramatically reducing computational costs remains a critical challenge [32].

Recent advances in language, reasoning, and vision demonstrate that knowledge distillation (KD) is among the most effective approaches for producing models that are both efficient and high-performing. For instance, DistilBERT retains 97% of BERT Base’s performance while re-

ducing the model size by 40% [30], and MiniLM showed that students distilled from stronger teachers consistently outperform those distilled from weaker ones [39]. This pattern holds across multiple works: as teacher models improve, their distilled students also benefit, often without substantial modifications to the distillation methodology [17]. Similar findings extend to vision models; for example, MobileSAM [45] matches the performance of the original Segment Anything Model (SAM) while being 60 times smaller. More recently, works such as TinyL-LaMA [48] and DeepSeek-R1 [10] suggest that directly distilling from powerful teachers can even surpass training from scratch.

Despite KD’s demonstrated successes across multiple domains, distillation for vision–language systems remains underexplored. In this work, we refer to CLIP-style models as vision encoders and LLaVa-style models as VLMs. Existing studies on efficient vision encoders typically distill CLIP-ViT-Tiny from CLIP-ViT-Base and evaluate performance primarily on classification benchmarks such as ImageNet or retrieval tasks like Flickr30k [40, 43]. However, these approaches neither examine the scalability of their methods to stronger teachers nor capture the broader utility of the models in downstream multimodal tasks, such as VQA in VLMs.

In this paper, we investigate how well existing distillation techniques for vision encoders transfer across model scales in multimodal tasks. Our research is centered around the question: *How effective are the current distillation techniques for CLIP-style models, starting from a standard model size to a large-scale model in multimodal tasks?* Specifically, we adopt the state-of-the-art CLIP-KD [43] framework and conduct a systematic study spanning multiple teacher-student configurations.

Surprisingly, we find that current methods fail to leverage stronger teachers: students distilled from larger, more performant encoders often underperform or achieve less gain than expected compared to prior literature in a multimodal setting. This outcome directly contradicts findings

from general KD research, where stronger teachers often yield better students [2, 47, 49]. To better understand this discrepancy, we analyze the underlying dynamics of student–teacher interactions and identify factors that limit scalability in vision–language distillation.

In summary, our contributions are as follows:

- We empirically investigate the effectiveness of existing KD techniques for vision encoders. Contrary to prior studies, stronger teachers fail to improve small students, highlighting a fundamental gap in scalability.
- We evaluate parameter-efficient models on multimodal benchmarks and show that, while modest gains appear in certain setups, improvements fail to transfer to tasks such as VQA and Vision Centric tasks, highlighting critical limitations of current KD approaches.
- We study potential bottlenecks in current KD practices, focusing on learning schedules, loss functions, and training data, and provide insights for future improvements.

## 2. Related Work

### 2.1. Large-Scale Vision-Language Models and Scaling Challenges

**Evolution of Large-scale Vision–Language Models** The development of large-scale VLMs has progressed through several architectural paradigms, from early dual-stream models like CLIP [26] to modern autoregressive multimodal language models. Contemporary VLMs such as LLaVA [24], InstructBLIP [9], and Qwen-VL [1] typically employ architectures that combine powerful vision encoders (e.g., CLIP-ViT-Large-336px with 300M+ parameters) with large language models (7B-70B+ parameters), connected through learnable projection layers or more sophisticated cross-modal fusion mechanisms [51].

**Scaling Challenges and Computational Bottlenecks** While these large-scale models demonstrate remarkable capabilities across diverse multimodal tasks, their computational demands present significant deployment challenges. Recent analyses [32] highlight that state-of-the-art VLMs require substantial memory footprints (often exceeding 14GB for 7B models) and exhibit slow inference speeds, limiting their applicability in resource-constrained environments. The scaling behavior of VLMs is particularly complex because performance depends on the careful coordination of both components, unlike unimodal models where scaling laws are better understood [21].

Furthermore, the training of large VLMs involves multi-stage procedures including vision-language pre-training, instruction tuning, and task-specific fine-tuning [23], each requiring extensive computational resources. This computational barrier has motivated the research community to explore various efficiency strategies, leading to the emergence of three distinct paradigms for creating practical mul-

timodal systems.

### 2.2. Efficiency Paradigms for Vision-Language Models

Current approaches to improving VLM efficiency can be categorized into three fundamental paradigms, each addressing the scale-performance trade-off from different perspectives [19, 31].

**Data Efficiency Approaches** focus on improving small model performance through enhanced training data curation and optimization strategies. Bunny [15] illustrates this paradigm. While they maintained relatively large vision encoders, they were able to achieve competitive performance using smaller language models (2B-3B parameters) by curating high-quality training data from diverse sources and using careful data selection. Similarly, MM1.5 [46] and Cambrian [36] emphasize the importance of high-quality instruction-following data for multimodal capabilities. These methods typically preserve the core architectural components but optimize the training pipeline through better data quality, curriculum learning [29, 34], or data-focused methods [11].

**Model Efficiency Approaches** concentrate on architectural innovations and training procedures specifically designed for small-scale models. TinyLLaVA [50] provides a comprehensive framework for investigating small-scale VLMs, systematically analyzing the effects of different vision encoders, connection modules, and language models in the sub-4B parameter regime. Mipha [53] systematically explored the design choices of smaller VLMs and formulated an architecture that achieved competitive results while keeping data volume consistent. MobileVLM [7] introduces mobile-optimized architectures with lightweight design patterns, while LLaVA-Phi [54] leverages efficient language models like Phi-2 as backbones. These approaches often involve architectural modifications, novel connector designs, and efficient finetuning techniques [13, 18] to maximize performance within parameter constraints.

**Knowledge Distillation Approaches** transfer knowledge from large teacher models to compact student models [17]. MobileCLIP [38] introduced a multimodal reinforced training to leverage knowledge transfer from image captioning models, while ACED [37] showed that active data curation is an effective distillation technique. CLIP-KD [44] demonstrated that distilled vision encoders can preserve the representational strength of larger counterparts. However, in all of these works they often limit the scope of their evaluation to classical computer vision benchmarks and do not examine the downstream performance when adapting these multimodal encoders to LLaVA style models. LLaVa-KD [4] performs joint distillation of both vision encoder and language model, while LLaVA-MoD [33] leverages mixture-of-expert-based approaches. LLaVADI [41] systematically

explores training strategies, model choices, and distillation algorithms to discover what matters in KD for VLMs.

### 3. Proposed Study

In this paper, we frame the research questions to study and reveal the current gaps and problems in vision-language models using a small vision-encoder model. As illustrated in Figure 1, we formulate two central research questions:

- **RQ1:** How effective is the SOTA CLIP-KD framework in transferring knowledge to a small vision-encoder model?
- **RQ2:** What is the challenge, gap, and desired property of applying the small vision-encoders to VLMs?

To answer these questions, we propose three studies as follows. For **RQ1**, Section 4 evaluates the performance of current compact vision encoders compared to larger models across a range of Multimodal benchmarks. To address **RQ2**, Section 5 examines the process of distilling from a large teacher model to a compact student model using an SOTA KD framework. Furthermore, Section 6 conducts ablation studies to analyze and probe the knowledge transfer process within the KD framework, offering deeper insights into its limitations and potential improvements.

### 4. Effectiveness of Existing Approaches

**Motivation** Recent works such as TinyLLaVA [49] and Bunny [14] demonstrate that efficient frameworks can enable compact vision-language models to perform on par with larger models. In particular, results from TinyLLaVA and Bunny indicate that using a language model with only 0.5B parameters (Qwen2-0.5B) performs similarly to that of a language model with 8B parameters (Llama-3.1-8B). However, both approaches still rely on SigLIP-so400m as their default vision encoder, whose parameters are almost similar to those of the language model. This raises an open question: *to what extent can smaller ViT models serve as viable vision encoders for VQA tasks, and what limitations emerge when compared to their larger counterparts?*

**Setup** To explore this, we adopt TinyLLaVA and Bunny as representative frameworks for training efficient vision-language models, with the exact hyperparameters outlined in Section 8.2. Within each framework, we utilize Qwen2-0.5B and SmolLM-360M as the language models and replace SigLIP-so400m with alternative ViT backbones of varying scales under identical training conditions. Our study includes CLIP-ViT-L, CLIP-ViT-B, DFN-ViT-L, DFN-ViT-B. Moreover, we also include a state-of-the-art small vision encoder (CLIP-KD-ViT-T) that was distilled from CLIP-ViT-B on the CC12M dataset using CLIP-KD [43] to compare the performance of small and large vision models. For consistency, we evaluate all variants following the Cambrian 1 benchmark [35].

**SOTA KD frameworks achieve a cost-accuracy balance**

As shown in Table 1, performance decreases as the vision encoder size is reduced, as expected. For example, in TinyLLaVA with Qwen2-0.5B, we observe that the performance decreased from 38.79 to 33.77 points when changing from SigLIP-so400m to DFN-ViT-B. A similar trend appears in Bunny, where the performance decreased from 35.60 to 34.38. These results are consistent with previous works showing that larger vision encoders generally yield higher performance. Yet the efficiency trade-off is quite surprising: the parameter count is reduced by nearly  $5\times$  ( $428\text{M} \rightarrow 85.8\text{M}$ ), while performance drops by only about 5% in TinyLLaVA and around 1% in Bunny. This highlights the strength of smaller vision encoders, which substantially reduces the model size with only modest performance loss. Beyond parameter efficiency, we also observe runtime improvements, where models with the same size as ViT-B achieve a reduction in inference time of 25% on average across our evaluations. Together, these findings indicate that, *with the current SOTA VLM frameworks, it is possible to achieve a practical trade-off between efficiency and performance* in compact vision encoders, making them well-suited for real-world applications where both latency and cost are critical factors.

**Shrinking 85M $\rightarrow$ 5M results in less than 5% drop** As shown in Table 1, when we focus on the smallest model, CLIP-KD-ViT-T with only 5.5M parameters, we found that the performance decreased by only  $\sim 3\%$  in Qwen2-0.5B compared to its teacher, CLIP-ViT-B, in TinyLLaVA. This represents a  $\sim 15\times$  reduction in parameters ( $85.8\text{M} \rightarrow 5.5\text{M}$ ) with less than a 5% performance drop. These findings demonstrate that current approaches are highly effective at enhancing the capabilities of compact vision-encoder models. However, CLIPKD-ViT-T was distilled from CLIP-ViT-B, a relatively modest-sized teacher. Given that earlier results showed larger vision encoders consistently yield higher performance, this raises the question of *whether distilling from a larger teacher would yield even better student performance*. Specifically, we could explore distilling from a much larger vision encoder (e.g., 428M parameters) down to an even more compact student model (5.5M parameters), achieving a 99% parameter reduction while potentially maintaining or improving performance. This would result in significant cost savings for real-world applications and edge devices.

### 5. Gaps and Desired Properties

Existing literature in knowledge distillation has shown that using a stronger teacher model often yields a better and more robust student model [17]. As demonstrated in Table 1, our results highlight the potential of using large vision encoders as teachers, rather than traditional medium-sized teachers. Yet current KD methods for vision encoders typically employ CLIP-ViT-B as the teacher model. In Sec-

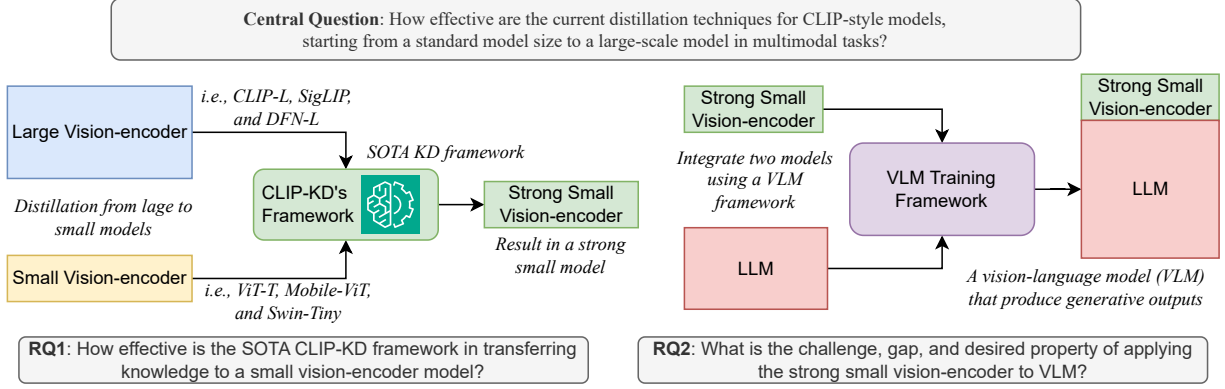


Figure 1. Conceptual overview of the framework. The study investigates why existing CLIP-style knowledge distillation methods, despite success in unimodal settings, fail to scale effectively to stronger teachers in multimodal tasks. The study is structured around two questions: (RQ1) knowledge transfer effectiveness in vision encoders, and (RQ2) the challenges of applying distilled encoders within VLMs.

Method	ViT Params (M)	Average	General				Knowledge				OCR & Chart				Vision-Centric			
			MME <sup>P</sup>	MMBench	SEEDBench	GQA	ScienceQA	MMMU	MathVista	A12D	ChartQA	OCRBench	TextVQA	DocVQA	MMVP	RealWorldQA	CV-Bench <sup>2D</sup>	CV-Bench <sup>3D</sup>
TinyLlaVA																		
Qwen2-0.5B																		
SigLIP-so400m	428	38.79	1,057.64	66.26	53.84	57.08	53.53	32.33	22.80	40.93	12.36	25.40	45.37	21.77	6.67	31.37	48.05	50.08
DFN-ViT-L	303.5	35.48	1,018.77	62.90	51.45	53.46	54.40	32.33	21.20	41.32	10.08	7.60	37.84	10.47	5.33	29.02	49.10	50.25
CLIP-ViT-L	303.5	36.94	1,046.99	65.46	51.85	55.45	53.31	32.78	22.60	40.03	11.48	12.10	40.64	18.33	3.33	30.07	50.35	51.00
DFN-ViT-B	85.8	33.77	912.18	57.60	48.27	51.46	53.38	32.33	22.00	39.51	10.32	4.70	36.79	8.01	5.33	29.15	45.83	50.00
CLIP-ViT-B	85.8	34.65	933.43	61.21	48.56	53.39	54.61	34.33	21.90	40.32	10.56	8.10	36.53	9.63	2.67	29.67	46.31	49.92
CLIP-KD-ViT-T	5.5	31.54	936.49	50.77	42.79	48.15	51.83	32.33	22.40	39.86	9.28	1.70	31.19	6.47	2.67	28.63	39.71	50.08
SmolLM-360M																		
SigLIP-so400m	428	23.12	550.12	26.02	25.29	42.44	23.67	25.67	13.30	24.71	9.56	2.40	26.00	6.84	4.00	26.27	35.05	51.17
DFN-ViT-L	303.5	24.30	514.87	26.84	24.24	46.10	30.58	24.67	19.80	24.48	10.36	4.60	29.38	7.01	4.67	24.71	35.33	50.25
CLIP-ViT-L	303.5	24.71	605.14	26.30	25.64	46.28	22.38	24.67	18.30	24.84	10.28	7.80	32.48	12.41	3.33	25.36	34.77	50.25
DFN-ViT-B	85.8	23.79	506.93	27.14	24.25	44.43	35.25	24.44	14.00	23.58	9.44	3.00	27.93	6.31	4.67	25.62	34.21	51.08
CLIP-ViT-B	85.8	23.77	517.69	26.55	24.36	44.95	32.19	24.56	15.30	25.00	10.12	4.70	28.98	6.38	0.67	24.58	34.70	51.42
CLIP-KD-ViT-T	5.5	21.63	520.53	25.98	24.87	40.56	23.53	23.56	13.20	23.12	9.00	1.00	21.27	3.54	1.33	24.97	34.14	49.92
Bunny																		
Qwen2-0.5B																		
SigLIP-so400m	428	35.60	1,254.28	70.85	55.73	58.12	48.83	29.00	21.90	29.57	10.72	1.20	40.39	8.11	7.33	29.67	45.55	49.83
DFN-ViT-L	303.5	34.43	1,140.73	67.78	52.04	55.33	52.77	29.33	20.30	31.57	9.84	2.20	36.98	6.46	6.67	26.80	47.71	48.08
CLIP-ViT-L	303.5	35.44	1,254.50	70.89	53.51	56.68	50.88	32.78	21.30	34.07	10.04	3.40	38.15	8.14	8.67	27.71	36.09	52.00
DFN-ViT-B	85.8	34.38	1,115.75	67.06	49.70	53.60	52.70	30.67	21.60	40.71	9.32	2.90	36.10	6.27	8.00	26.67	41.72	47.25
CLIP-ViT-B	85.8	35.00	1,153.77	68.11	50.54	54.41	56.02	30.22	21.50	39.38	9.72	4.10	36.52	6.62	7.33	26.80	39.43	51.67
CLIP-KD-ViT-T	5.5	31.42	906.13	60.49	43.73	49.87	52.98	30.78	21.20	37.89	9.08	0.80	31.19	5.33	2.67	26.14	38.46	46.83
SmolLM-360M																		
SigLIP-so400m	428	27.95	908.89	60.83	32.63	54.48	39.31	23.44	18.50	6.12	8.88	0.90	30.45	6.96	8.00	26.01	35.81	49.42
DFN-ViT-L	303.5	27.32	887.05	60.45	27.60	51.39	38.08	27.56	19.10	12.47	8.72	1.30	28.86	5.49	0.67	25.10	35.88	50.08
CLIP-ViT-L	303.5	27.37	973.94	62.72	28.43	51.41	37.63	27.00	19.20	6.44	9.00	1.20	29.45	7.13	0.67	25.36	35.05	48.58
DFN-ViT-B	85.8	27.06	932.49	60.36	27.01	49.52	37.49	27.00	17.00	16.97	8.40	0.90	28.01	4.96	2.00	22.48	35.12	49.17
CLIP-ViT-B	85.8	26.61	911.71	61.25	27.34	49.97	36.34	28.33	18.80	6.99	7.96	0.60	27.31	5.26	0.67	23.92	35.12	50.33
CLIP-KD-ViT-T	5.5	25.84	841.42	57.33	26.39	45.02	37.80	26.44	19.70	11.11	7.92	0.30	23.87	4.23	1.33	23.66	36.37	49.83

Table 1. Multimodal benchmark performance for pretrained vision encoders, we utilize the patch size 14 for variants for ViT-L families and patch size 16 for ViT-B families. For SigLIP, we utilize the shape-optimized patch size 14 with a 384 resolution variant. For CLIP-KD-ViT-T, we utilized the distilled ViT-Tiny released by CLIP-KD [43] distilled on CLIP-ViT-B on the CC12M dataset.

tion 5.1, we analyze whether stronger teachers consistently improve student models. In Section 5.2, we probe the underlying factors that explain the failure in teacher scaling.

## 5.1. Impact of Teacher Strength on Students

**Motivation** Previous works demonstrate that larger and more capable teacher models generally yield stronger student models [3, 25]. This trend holds across multiple domains and tasks, where replacing a weaker teacher with



Method				General					Knowledge				OCR & Chart				Vision-Centric			
Student	Teacher	ImageNet	Average	MMEP	MMBench	SEEDBench	GQA	ScienceQA	MMMU	Math Vista	A12D	ChartQA	OCR Bench	TextVQA	DocVQA	MMVP	RealWorldQA	CV-Bench <sup>2D</sup>	CV-Bench <sup>3D</sup>	
Qwen2-0.5B																				
ViT-T	SigLIP-so400m	25.30	30.41	823.20	45.62	39.30	44.84	52.35	32.11	21.50	40.54	9.16	1.90	31.15	6.23	1.33	28.89	40.19	50.25	
ViT-T	CLIP-ViT-L	34.55	30.29	784.45	46.49	39.35	44.98	52.53	30.56	22.20	40.51	9.24	1.60	31.35	6.17	2.00	28.10	39.71	50.67	
ViT-T	CLIP-ViT-B	36.56	30.95	849.02	48.66	40.49	46.41	52.98	31.89	22.80	39.67	9.16	1.90	31.13	6.31	3.33	26.93	40.82	50.33	
ViT-T	DFN-ViT-L	37.55	31.34	910.13	49.97	41.77	47.21	52.96	31.78	22.30	40.03	9.28	2.00	31.43	6.12	2.00	27.84	41.03	50.25	
ViT-T	DFN-ViT-B	39.65	30.45	813.91	48.82	41.52	46.48	51.07	32.11	21.60	39.90	9.28	1.60	31.72	6.43	1.33	25.62	38.73	50.25	
Mobile-ViT	DFN-ViT-L	40.70	29.25	742.64	43.02	37.72	42.15	51.64	31.11	21.00	38.76	9.32	1.50	30.95	6.45	2.67	26.80	37.48	50.25	
Mobile-ViT	DFN-ViT-B	41.80	29.11	788.61	43.18	37.89	42.62	49.78	32.44	21.80	36.17	9.80	1.70	29.31	3.48	2.00	26.54	39.36	50.25	
Swin-Tiny	DFN-ViT-L	52.67	31.43	855.73	51.29	43.31	49.41	52.49	33.00	21.50	40.84	9.32	1.90	32.48	6.66	2.00	27.84	37.83	50.25	
Swin-Tiny	DFN-ViT-B	52.89	31.65	862.60	50.93	43.00	49.29	52.58	32.78	21.50	41.19	9.80	2.00	33.23	6.82	1.33	29.41	39.22	50.17	
ConvNext-Tiny	DFN-ViT-L	52.15	31.51	730.70	57.30	44.91	48.81	51.62	32.56	21.40	40.03	9.68	1.90	32.92	6.70	2.67	26.67	40.19	50.25	
ConvNext-Tiny	DFN-ViT-B	54.04	31.59	767.42	55.65	43.49	48.28	52.53	32.78	21.80	40.64	9.56	2.00	32.48	6.60	4.67	28.63	37.62	50.25	
SmoLM-360M																				
ViT-T	SigLIP-so400m	25.30	22.51	527.56	25.95	24.74	39.17	24.50	24.89	13.70	24.61	9.20	1.90	21.27	5.42	8.67	24.18	35.26	50.25	
ViT-T	CLIP-ViT-L	34.55	22.53	566.21	25.98	25.02	38.62	32.49	23.67	11.40	23.90	9.08	0.90	23.47	4.90	2.67	24.71	35.12	50.25	
ViT-T	CLIP-ViT-B	36.56	22.53	543.17	25.18	24.28	39.42	31.60	23.89	12.40	24.55	9.08	1.90	22.32	4.82	5.33	24.05	34.35	50.17	
ViT-T	DFN-ViT-L	37.55	22.30	571.33	26.30	25.16	39.58	25.98	23.22	15.50	24.03	9.28	1.80	22.01	5.29	2.67	24.18	34.28	49.00	
ViT-T	DFN-ViT-B	39.65	22.33	531.20	26.50	24.64	39.91	25.39	25.33	10.80	24.09	9.40	1.80	23.16	4.61	6.00	24.97	34.56	49.50	
Mobile-ViT	DFN-ViT-L	40.70	22.96	543.46	26.00	24.94	38.15	32.09	26.22	12.50	25.36	9.24	1.20	21.74	4.02	8.00	24.97	34.49	51.25	
Mobile-ViT	DFN-ViT-B	41.80	22.26	612.62	26.59	24.87	38.43	26.64	26.11	10.70	22.57	8.24	1.70	19.69	4.47	8.67	23.14	34.21	49.50	
Swin-Tiny	DFN-ViT-L	52.67	22.92	559.59	26.55	24.32	41.14	27.54	25.67	19.40	23.54	9.60	1.10	23.78	3.79	2.00	24.71	35.26	50.33	
Swin-Tiny	DFN-ViT-B	52.89	23.16	528.30	26.11	23.65	41.10	36.27	22.33	14.80	24.55	9.24	1.60	23.96	5.08	6.00	24.58	34.63	50.25	
ConvNext-Tiny	DFN-ViT-L	52.15	23.04	502.18	26.96	24.70	42.81	34.47	26.00	13.70	23.51	9.56	1.50	24.00	5.11	2.67	23.79	34.56	50.17	
ConvNext-Tiny	DFN-ViT-B	54.04	23.18	518.50	26.23	24.91	42.50	34.76	26.78	12.40	24.51	9.64	1.40	23.36	5.46	4.00	23.79	34.91	50.25	

Table 2. Multimodal and ImageNet performance for multiple combinations of student and teacher models. Note that we use TinyLlaVa as the vision-text alignment framework for language and vision models.

a stronger one consistently improves student performance. Thus, we investigate whether existing CLIP distillation techniques scale to stronger teachers.

**Setup** We adopt the CLIP-KD framework, as it integrates multiple distillation strategies and allows us to flexibly experiment with different loss functions, as detailed in Section 6.2. We experiment on a large-scale setting, including 5 teacher models (SigLIP-so400m, CLIP-ViT-L, CLIP-ViT-B, DFN-ViT-L, and DFN-ViT-B), 4 student models (ViT-T, Mobile-ViT, Swin-Tiny, and ConvNext-Tiny), and 2 language models (Qwen2-0.5B and SmoLM-360M). We distilled all student models on Conceptual Captions 12M [5] with the same hyperparameters as CLIP-KD, as outlined in section 8.1. We then adopt the same setup from the previous study (Section 4) and train all the student models with the TinyLLaVA framework. Moreover, to further understand the improvement of student models, we also evaluate them on ImageNet [27].

**Better teachers do not always produce stronger students** As shown in Table 2, using a stronger teacher often fails to improve student performance across both ImageNet and Multimodal benchmarks. In cases where gains occur, they are often limited to a few instances and show no consistent trend when distilling from larger teachers. In the Qwen2-0.5B setup, ViT-T fails to improve in four out of five cases for multimodal benchmarks, while Swin-Tiny and ConvNext-Tiny show no improvement as we distill on larger teachers on either benchmark. Similarly, for

SmoLM-360M, multimodal benchmarks show no significant gains across all student models. Overall, although some improvements are observed in specific cases, the benefits of distilling from larger teachers remain marginal.

**But why do we care about using a larger model as the teacher model?** As shown in Figure 2, the performance difference between the student and teacher widens as the teacher model gets larger. Distilling from smaller teachers like DFN-ViT-B only yields modest improvements, while larger teachers like CLIP-ViT-L or SigLIP create much bigger performance gaps between teacher and student. For example, the difference in student performance increases from 3.7 when distilled from CLIP-ViT-B to 6.64 when distilled from CLIP-ViT-L, with SigLIP producing the highest overall margin of 8.38. This larger gap highlights untapped potential: the stronger the teacher, the more headroom exists for the student to improve if the distillation process can effectively transfer the additional capacity.

## 5.2. Alignment Bottlenecks with Larger Teachers

**Motivation** As shown in the previous experiment, there were multiple cases where using better/larger teachers did not lead to better results in the student model. The failure of larger teachers to produce better students contradicts the norm in much of the knowledge distillation literature. Therefore, in this experiment, we explore the reason why students failed in the multimodal and ImageNet benchmark to answer the questions from the previous experiment.

**Setup** To understand this, we employ Centered Kernel

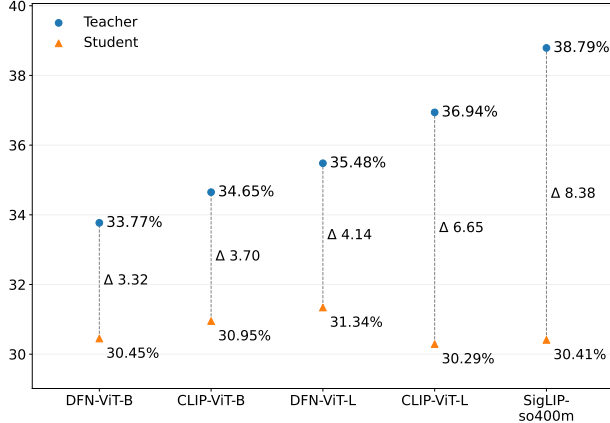


Figure 2. Multimodal performance difference between the various teacher models and the distilled ViT-T as the student model.

Alignment (CKA), which measures the similarity between latent representations across different networks [22]. In other words, CKA is a way of understanding how well a student model has aligned and captured a teacher model’s representations. CKA has been widely adopted for analyzing representation similarity and is considered a standardized way of measuring distillation fidelity [8, 20, 28]. Therefore, we compute the CKA between teacher and student representations on the final vision encoder layers across our evaluation tasks. Specifically, we focus on teacher-student pairs where larger teachers underperform smaller ones.

**Aligning with larger teachers is harder for students** Table 3 records cases where increasing the teacher model size reduces the downstream performance for the student models. As shown, using the smaller CLIP-ViT-B as a teacher model results in a higher CKA, while the larger teacher model, CLIP-ViT-L, results in a lower CKA. This corresponds to the drop in performance observed across tasks. The observed decrease in both CKA values and downstream performance when increasing the teacher model size indicates that the student has difficulty aligning with the larger teacher’s representations. This phenomenon can be attributed to a representational capacity mismatch: large vision encoders develop complex and distributed feature spaces optimized for their own scale, which smaller student models are unable to approximate effectively. Consequently, the use of larger teachers may in some cases hinder, rather than improve, student performance.

## 6. Ablation Studies

As outlined previously, previous works have shown that distilling from stronger models often yields better student models. However, from our findings in Section 5, current distillation techniques for vision encoders struggle to mimic the teacher beyond the ViT-B size. To better understand the limitations, we examine why distilled encoders often fail to scale when applied to VLMs. In particular, Sec-

Task	CLIP-ViT-B	CLIP-ViT-L	$\Delta$ Perf	$\Delta$ CKA
CV-Bench <sup>2D</sup>	40.82 / 0.793	39.71 / 0.702	-1.11	-0.091
GQA	46.41 / 0.788	44.98 / 0.710	-1.43	-0.078
ScienceQA	52.98 / 0.929	52.53 / 0.902	-0.45	-0.027
MMVP	3.33 / 0.855	2.00 / 0.805	-1.33	-0.05
ImageNet	30.95 / 0.785	30.29 / 0.684	-0.66	-0.101

Table 3. Tasks where changing the teacher model from *CLIP-ViT-B*  $\rightarrow$  *CLIP-ViT-L* decreased student (*ViT-T*) performance. Each model cell shows the performance and CKA score in this manner “Perf (%) / CKA”. The  $\Delta$ Perf and  $\Delta$ CKA stand for the differences between CLIP-ViT-L and CLIP-ViT-B, and for downstream tasks and CKA score, respectively.

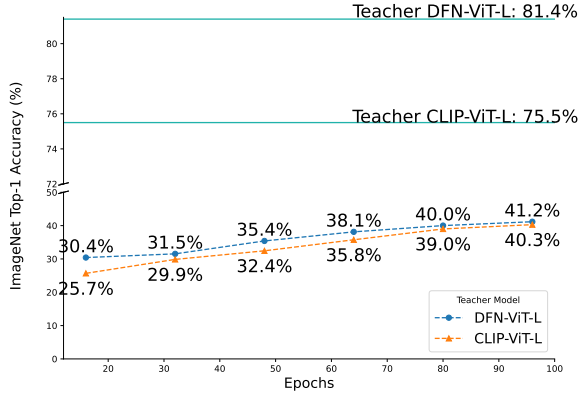
tion 6.1 investigates whether extending the training schedule improves representational alignment. Section 6.2 examines the role of the loss function in shaping student performance. Section 6.3 analyzes whether incorporating additional or better-aligned training data benefits multimodal benchmarks.

### 6.1. Effect of Training Duration on Distillation

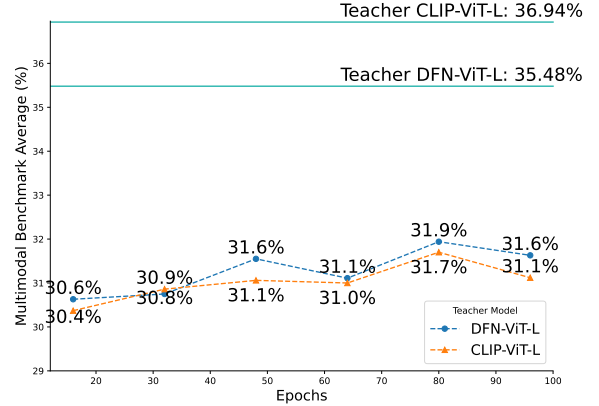
**Proposed Study** Previous works [2] demonstrated that using very long training schedules is a key component for distilling performant student models. Building on this insight, we investigate whether the same holds for vision-encoder models and examine the extent to which a student can better approximate its teacher given additional training steps. Following the setup described in Section 5, we distill students from DFN-ViT-L and CLIP-ViT-L teachers using training schedules extended from 32 to 96 epochs. To further assess the effect of longer training, we compute CKA between teacher and student representations, providing a measure of representational alignment.

**Results** As shown in Figure 3a and 3b, extending the distillation schedule from 32 to 96 epochs yields consistent gains on ImageNet classification. Student models distilled from both DFN-ViT-L and CLIP-ViT-L steadily improve from around 26–30% top-1 accuracy at 32 epochs to above 40% by 96 epochs, demonstrating that longer training benefits the student model on image classification tasks. In contrast, multimodal benchmark performance shows little to no improvement over the same range: average scores fluctuate narrowly between 30–32%, with no clear upward trajectory.

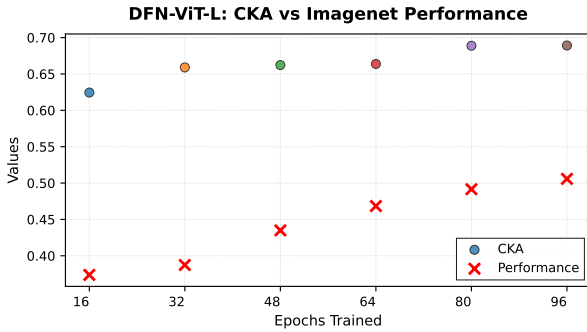
This is especially pronounced in Figure 3c and Figure 3d, where we compare the CKA values to the performance of the student model. Since we are interested in the student performance relative to the teacher model, we normalize the performance by dividing the student score by the teacher score. As shown in Figure 3c, both the CKA and the relative performance increase monotonically on ImageNet. On the other hand, Figure 3d shows that the CKA on the MMVP task stays consistent, while the relative performance fluctuates wildly between 0.36 and 1.12. This indicates that the distillation process provides no consistent optimization sig-



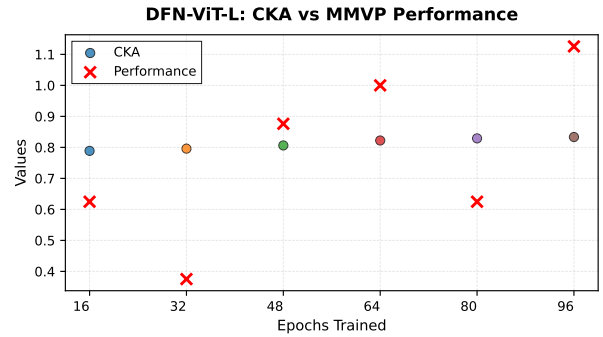
(a) ImageNet performance as the student model (ViT-T) is distilled longer on the CLIP-KD setup.



(b) Multimodal performance as the student model (ViT-T) is distilled longer.



(c) CKA and student performance relative to the teacher for ImageNet across training epochs. Both metrics increase monotonically as the student model is trained longer.



(d) CKA and student performance relative to the teacher for MMVP across training epochs. An erratic pattern can be observed for the performance, while CKA stays relatively constant.

Figure 3. ImageNet and Multimodal performance when distilling the student model (ViT-T) for longer on the CLIP-KD setup. ImageNet accuracy increases steadily with more training epochs (default: 32), whereas Multimodal performance shows only marginal improvements. CKA similarity rises with ImageNet training but remains relatively constant for Multimodal tasks. Results for the Multimodal benchmarks, we take the checkpoints from each epoch and train the vision encoder with the TinyLlaVA framework with Qwen2-0.5B as the LLM.

nal for this task. This divergence highlights that while extended training benefits traditional image tasks, it does not translate into comparable benefits for multimodal tasks.

## 6.2. Impact of Loss Function Design

**Proposed Study** Previous KD studies show that the training objective influences downstream performance [40, 43]. For example, Wu et al. [40] reported that switching from a simple MSE loss to contrastive learning [26] boosted ImageNet accuracy of a small model from 19.2 to 53.4. Motivated by this, we conduct a loss ablation study to assess how different objectives affect multimodal benchmarks. Specifically, we replace CLIP-KD’s multi-objective loss with MSE [16], Interactive Contrastive Learning [6], and KL divergence [12, 42].

**Results** As shown in Table 4, CLIP-KD’s loss consistently achieves the best performance across benchmarks, in line with prior findings [43]. This confirms both the correctness of our setup and the importance of the training objective in KD. However, even the best-performing loss struggles in

multimodal settings, with ViT-B often outperforming ViT-L regardless of the objective. Taken together, these results highlight a fundamental limitation: existing loss functions fail to scale to more performant teachers on both ImageNet and multimodal benchmarks. This underscores the need for new loss designs that generalize beyond single-domain benchmarks.

## 6.3. Effect of Training Data on Distillation

**Proposed Study** Since the data distribution also plays a crucial role in model training [14], we question whether *do generative datasets help KD’s training framework in the multimodal benchmark?* This is because in many previous KD works, they mainly distill vision encoders on CC-12M, where the distribution of the dataset may not be associated with multimodal tasks. Moreover, many VLM works demonstrate that the training data is the main factor in VLM [14, 35]. Therefore, we tested whether adding the pretraining datasets from Bunny and TinyLlaVA would help the student model perform better on multimodal tasks,

Teacher	Loss	Multimodal	ImageNet
SigLIP-so400m	CLIP-KD	30.41	25.30
CLIP-ViT-L	CLIP-KD	30.29	34.55
CLIP-ViT-B	CLIP-KD	30.95	36.56
DFN-ViT-L	CLIP-KD	31.34	37.55
DFN-ViT-B	CLIP-KD	30.45	39.65
SigLIP-so400m	MSE	30.54	25.06
CLIP-ViT-L	MSE	30.20	34.51
CLIP-ViT-B	MSE	30.28	35.63
DFN-ViT-L	MSE	30.38	29.46
DFN-ViT-B	MSE	31.03	29.70
SigLIP-so400M	ICL	30.33	26.92
CLIP-ViT-L	ICL	30.04	28.59
CLIP-ViT-B	ICL	30.52	29.04
DFN-ViT-L	ICL	30.66	26.77
DFN-ViT-B	ICL	30.47	26.65
SigLIP-so400m	KL	30.64	30.62
CLIP-ViT-L	KL	30.08	33.91
CLIP-ViT-B	KL	29.96	35.04
DFN-ViT-L	KL	30.45	32.09
DFN-ViT-B	KL	30.56	27.32

Table 4. Performance comparison of CLIP distillation losses trained on CC12M, showing zero-shot ImageNet classification accuracy and multimodal benchmark results with the TinyLLaVA and Qwen2-0.5B configuration.

where the number of samples is increased from 9M to 9M+2M and 9M+0.5M, respectively. In addition, we also used the same evaluation as in previous experiments.

**Results** Interestingly, when we find that using DFN-ViT-B as the teacher, adding more data improves the performance from 30.45 to 31.01 points on multimodal benchmarks, as shown in Table 5. In contrast, adding Bunny and TinyLlava datasets decreases the performance on the ImageNet. We suspect that this is because the distribution of training data is dissimilar to the target benchmark. On the other hand, we observe negative results for DFN-ViT-L when adding more datasets. Taken together, these results show marginal improvements, if any, on multimodal benchmarks, suggesting that incorporating pretraining datasets for VLMs may not be the solution.

Teacher	Dataset	Multimodal	ImageNet
DFN-ViT-L	CC12M	31.34	37.55
DFN-ViT-L	CC12M + Bunny Pretrain	31.05	35.72
DFN-ViT-L	CC12M + TinyLlaVA Pretrain	30.38	33.95
DFN-ViT-B	CC12M	30.45	39.65
DFN-ViT-B	CC12M + Bunny Pretrain	30.74	35.72
DFN-ViT-B	CC12M + TinyLlaVA Pretrain	31.03	33.52

Table 5. Comparison of DFN-ViT-L and DFN-ViT-B trained with CC12M alone versus CC12M augmented with Bunny or TinyLLaVA pretraining on the CLIP-KD and TinyLlaVA with Qwen2-0.5B setup. While multimodal scores remain similar, ImageNet performance declines with the additional datasets.

## 7. Discussion and Conclusion

In this paper, we conduct a series of studies to evaluate current practices for developing small vision encoders and find that current methods do not translate into multimodal performance. In particular, our paper revisits the CLIP-based knowledge distillation method [43] and its effectiveness on multimodal settings [14, 49] on a large-scale experiment.

In the first study, Section 4, we reveal that vision-encoders play a crucial role in the performance of VLMs, and we also discuss the potential of parameter-efficient vision encoders with knowledge distillation, where we showed that it is possible to reduce the number of parameters from 85.8 to 5.5 million with less than a five-percentage-point drop in performance. Moreover, we also notice that the current KD technique typically utilizes the Base size teachers (85.8 million parameters) for smaller students, which might be a limitation of the small model’s performance. Motivated by this limitation, we ask: “Can we further improve the performance of small models using the SOTA KD technique with a larger teacher model?”. The study in Section 5.1 reveals that, although we found a potential improvement for using a larger teacher model (Figure 2), the current KD technique cannot scale the performance of the student model when we change to a larger teacher. The analysis from Section 5.2 helps us understand that student models do not benefit from distilling from larger teachers due to the student model failing to mimic the teacher’s representation, as observed from a lower CKA score from the large size model compared to the base size model. This leads us to ask “Which part of the KD framework is the bottleneck?”

To answer that, we propose three studies to find the bottleneck of each component in the KD method. In Section 6.1, we found that the current KD method optimizes only for vision-encoder tasks, where we found that there is improvements only on ImageNet, but only a minor improvement in the multimodal task, when we increase the learning time for the KD technique. Moreover, in Sections 6.2 and 6.3, we confirm our hypotheses that the current KD method is optimized only for the vision-encoder task, as changing to other settings did not yield any significant improvement.

To summarize, our findings suggest that current KD methods are not well-suited for emerging use cases, such as VLMs, and may require redesign. Across our experiments, we observe that extending training schedules and employing datasets better aligned with downstream tasks can offer meaningful improvements. Moreover, evaluation practices for vision encoders should be updated: instead of focusing solely on traditional benchmarks such as ImageNet or Flickr, modern assessments should also include multimodal tasks. With the right objectives, training regimes, and data, we believe that small vision encoders hold the potential to approach the performance of their larger counterparts.



## References

- [1] Jinze Bai, Shuai Bai, Shusheng Yang, Shijie Wang, Sinan Tan, Peng Wang, Junyang Lin, Chang Zhou, and Jingren Zhou. Qwen-vl: A versatile vision-language model for understanding, localization, text reading, and beyond, 2023. [1](#), [2](#)
- [2] Lucas Beyer, Xiaohua Zhai, Amélie Royer, Larisa Markeeva, Rohan Anil, and Alexander Kolesnikov. Knowledge distillation: A good teacher is patient and consistent, 2022. [2](#), [6](#)
- [3] Dan Busbridge, Amitis Shidani, Floris Weers, Jason Ramapuram, Etai Littwin, and Russ Webb. Distillation scaling laws, 2025. [4](#)
- [4] Yuxuan Cai, Jiangning Zhang, Haoyang He, Xinwei He, Ao Tong, Zhenye Gan, Chengjie Wang, Zhucun Xue, Yong Liu, and Xiang Bai. Llava-kd: A framework of distilling multimodal large language models, 2025. [2](#)
- [5] Soravit Changpinyo, Piyush Sharma, Nan Ding, and Radu Soricut. Conceptual 12m: Pushing web-scale image-text pre-training to recognize long-tail visual concepts, 2021. [5](#), [1](#)
- [6] Ting Chen, Simon Kornblith, Mohammad Norouzi, and Geoffrey Hinton. A simple framework for contrastive learning of visual representations. In *Proceedings of the 37th International Conference on Machine Learning*. JMLR.org, 2020. [7](#)
- [7] Xiangxiang Chu, Limeng Qiao, Xinyu Zhang, Shuang Xu, Fei Wei, Yang Yang, Xiaofei Sun, Yiming Hu, Xinyang Lin, Bo Zhang, and Chunhua Shen. Mobilevlm v2: Faster and stronger baseline for vision language model, 2024. [2](#)
- [8] Adrián Csizsárik, Péter Kőrösi-Szabó, Ákos K. Matszangosz, Gergely Papp, and Dániel Varga. Similarity and matching of neural network representations, 2021. [6](#)
- [9] Wenliang Dai, Junnan Li, Dongxu Li, Anthony Meng Huat Tiong, Junqi Zhao, Weisheng Wang, Boyang Li, Pascale Fung, and Steven Hoi. Instructblip: Towards general-purpose vision-language models with instruction tuning, 2023. [2](#)
- [10] DeepSeek-AI, Daya Guo, Dejian Yang, Haowei Zhang, Junxiao Song, Ruoyu Zhang, Runxin Xu, Qihao Zhu, Shitong Ma, Peiyi Wang, Xiao Bi, Xiaokang Zhang, Xingkai Yu, Yu Wu, Z. F. Wu, Zhibin Gou, Zhihong Shao, Zhuoshu Li, Ziyi Gao, Aixin Liu, Bing Xue, Bingxuan Wang, Bochao Wu, Bei Feng, Chengda Lu, Chenggang Zhao, Chengqi Deng, Chenyu Zhang, Chong Ruan, Damai Dai, Deli Chen, Dongjie Ji, Erhang Li, Fangyun Lin, Fucong Dai, Fuli Luo, Guangbo Hao, Guanting Chen, Guowei Li, H. Zhang, Han Bao, Hanwei Xu, Haocheng Wang, Honghui Ding, Huajian Xin, Huazuo Gao, Hui Qu, Hui Li, Jianzhong Guo, Jiashi Li, Jiawei Wang, Jingchang Chen, Jingyang Yuan, Junjie Qiu, Junlong Li, J. L. Cai, Jiaqi Ni, Jian Liang, Jin Chen, Kai Dong, Kai Hu, Kaige Gao, Kang Guan, Kexin Huang, Kuai Yu, Lean Wang, Lecong Zhang, Liang Zhao, Litong Wang, Liyue Zhang, Lei Xu, Leyi Xia, Mingchuan Zhang, Minghua Zhang, Minghui Tang, Meng Li, Miaojun Wang, Mingming Li, Ning Tian, Panpan Huang, Peng Zhang, Qiancheng Wang, Qinyu Chen, Qiushi Du, Ruiqi Ge, Ruisong Zhang, Ruizhe Pan, Runji Wang, R. J. Chen, R. L. Jin, Ruyi Chen, Shanghao Lu, Shangyan Zhou, Shanhuang Chen, Shengfeng Ye, Shiyu Wang, Shuiping Yu, Shunfeng Zhou, Shuting Pan, S. S. Li, Shuang Zhou, Shaoqing Wu, Shengfeng Ye, Tao Yun, Tian Pei, Tianyu Sun, T. Wang, Wangding Zeng, Wan-jia Zhao, Wen Liu, Wenfeng Liang, Wenjun Gao, Wenqin Yu, Wentao Zhang, W. L. Xiao, Wei An, Xiaodong Liu, Xiaohan Wang, Xiaokang Chen, Xiaotao Nie, Xin Cheng, Xin Liu, Xin Xie, Xingchao Liu, Xinyu Yang, Xinyuan Li, Xuecheng Su, Xuheng Lin, X. Q. Li, Xiangyue Jin, Xiaojin Shen, Xiaosha Chen, Xiaowen Sun, Xiaoxiang Wang, Xinnan Song, Xinyi Zhou, Xianzu Wang, Xinxia Shan, Y. K. Li, Y. Q. Wang, Y. X. Wei, Yang Zhang, Yanhong Xu, Yao Li, Yao Zhao, Yaofeng Sun, Yaohui Wang, Yi Yu, Yichao Zhang, Yifan Shi, Yiliang Xiong, Ying He, Yishi Piao, Yisong Wang, Yixuan Tan, Yiyang Ma, Yiyuan Liu, Yongqiang Guo, Yuan Ou, Yudian Wang, Yue Gong, Yuheng Zou, Yujia He, Yunfan Xiong, Yuxiang Luo, Yuxiang You, Yuxuan Liu, Yuyang Zhou, Y. X. Zhu, Yanhong Xu, Yanping Huang, Yaohui Li, Yi Zheng, Yuchen Zhu, Yunxian Ma, Ying Tang, Yukun Zha, Yuting Yan, Z. Z. Ren, Zehui Ren, Zhangli Sha, Zhe Fu, Zhean Xu, Zhenda Xie, Zhengyan Zhang, Zhewen Hao, Zhicheng Ma, Zhigang Yan, Zhiyu Wu, Zihui Gu, Zijia Zhu, Zijun Liu, Zilin Li, Ziwei Xie, Ziyang Song, Zizheng Pan, Zhen Huang, Zhipeng Xu, Zhongyu Zhang, and Zhen Zhang. Deepseek-r1: Incentivizing reasoning capability in llms via reinforcement learning, 2025. [1](#)
- [11] Yunhao Fang, Ligeng Zhu, Yao Lu, Yan Wang, Pavlo Molchanov, Jan Kautz, Jang Hyun Cho, Marco Pavone, Song Han, and Hongxu Yin. Vila<sup>2</sup>: Vila augmented vila, 2024. [2](#)
- [12] Zhiyuan Fang, Jianfeng Wang, Lijuan Wang, Lei Zhang, Yezhou Yang, and Zicheng Liu. Seed: Self-supervised distillation for visual representation. *arXiv preprint arXiv:2101.04731*, 2021. [7](#)
- [13] Zeyu Han, Chao Gao, Jinyang Liu, Jeff Zhang, and Sai Qian Zhang. Parameter-efficient fine-tuning for large models: A comprehensive survey, 2024. [2](#)
- [14] Muyang He, Yexin Liu, Boya Wu, Jianhao Yuan, Yueze Wang, Tiejun Huang, and Bo Zhao. Efficient multimodal learning from data-centric perspective, 2024. [3](#), [7](#), [8](#)
- [15] Muyang He, Yexin Liu, Boya Wu, Jianhao Yuan, Yueze Wang, Tiejun Huang, and Bo Zhao. Efficient multimodal learning from data-centric perspective, 2024. [2](#)
- [16] Geoffrey Hinton, Oriol Vinyals, and Jeff Dean. Distilling the knowledge in a neural network. *arXiv preprint arXiv:1503.02531*, 2015. [7](#)
- [17] Geoffrey Hinton, Oriol Vinyals, and Jeff Dean. Distilling the knowledge in a neural network, 2015. [1](#), [2](#), [3](#)
- [18] Edward J. Hu, Yelong Shen, Phillip Wallis, Zeyuan Allen-Zhu, Yuanzhi Li, Shean Wang, Lu Wang, and Weizhu Chen. Lora: Low-rank adaptation of large language models, 2021. [2](#)
- [19] Yizhang Jin, Jian Li, Yexin Liu, Tianjun Gu, Kai Wu, Zhengkai Jiang, Muyang He, Bo Zhao, Xin Tan, Zhenye Gan, Yabiao Wang, Chengjie Wang, and Lizhuang Ma. Efficient multimodal large language models: A survey. *ArXiv*, abs/2405.10739, 2024. [2](#)
- [20] Hee-Jun Jung, Doyeon Kim, Seung-Hoon Na, and Kangil Kim. Feature structure distillation with centered kernel

- alignment in bert transferring. *Expert Systems with Applications*, 234:120980, 2023. 6
- [21] Jared Kaplan, Sam McCandlish, Tom Henighan, Tom B. Brown, Benjamin Chess, Rewon Child, Scott Gray, Alec Radford, Jeffrey Wu, and Dario Amodei. Scaling laws for neural language models, 2020. 2
- [22] Simon Kornblith, Mohammad Norouzi, Honglak Lee, and Geoffrey Hinton. Similarity of neural network representations revisited, 2019. 6
- [23] Haotian Liu, Chunyuan Li, Yuheng Li, and Yong Jae Lee. Improved baselines with visual instruction tuning, 2023. 2
- [24] Haotian Liu, Chunyuan Li, Qingyang Wu, and Yong Jae Lee. Visual instruction tuning, 2023. 2
- [25] Seyed Iman Mirzadeh, Mehrdad Farajtabar, Ang Li, Nir Levine, Akihiro Matsukawa, and Hassan Ghasemzadeh. Improved knowledge distillation via teacher assistant. *Proceedings of the AAAI Conference on Artificial Intelligence*, 34(04):5191–5198, 2020. 4
- [26] Alec Radford, Jong Wook Kim, Chris Hallacy, Aditya Ramesh, Gabriel Goh, Sandhini Agarwal, Girish Sastry, Amanda Askell, Pamela Mishkin, Jack Clark, Gretchen Krueger, and Ilya Sutskever. Learning transferable visual models from natural language supervision, 2021. 2, 7
- [27] Olga Russakovsky, Jia Deng, Hao Su, Jonathan Krause, Sanjeev Satheesh, Sean Ma, Zhiheng Huang, Andrej Karpathy, Aditya Khosla, Michael Bernstein, Alexander C. Berg, and Li Fei-Fei. Imagenet large scale visual recognition challenge, 2015. 5, 1
- [28] Aninda Saha, Alina N Bialkowski, and Sara Khalifa. Distilling representational similarity using centered kernel alignment (cka). In *33rd British Machine Vision Conference 2022, BMVC 2022, London, UK, November 21-24, 2022*. BMVA Press, 2022. 6
- [29] Rohan Saha, Abrar Fahim, Alona Fyshe, and Alex Murphy. Exploring curriculum learning for vision-language tasks: A study on small-scale multimodal training, 2024. 2
- [30] Victor Sanh, Lysandre Debut, Julien Chaumond, and Thomas Wolf. Distilbert, a distilled version of bert: smaller, faster, cheaper and lighter. *arXiv preprint arXiv:1910.01108*, 2019. 1
- [31] Gaurav Shinde, Anuradha Ravi, Emon Dey, Shadman Sakib, Milind Rampure, and Nirmalya Roy. A survey on efficient vision-language models. *WIREs Data Mining and Knowledge Discovery*, 15(3):e70036, 2025. e70036 DMKD-00898.R1. 2
- [32] Gaurav Shinde, Anuradha Ravi, Emon Dey, Shadman Sakib, Milind Rampure, and Nirmalya Roy. A survey on efficient vision-language models, 2025. 1, 2
- [33] Fangxun Shu, Yue Liao, Le Zhuo, Chenning Xu, Lei Zhang, Guanghao Zhang, Haonan Shi, Long Chen, Tao Zhong, Wanggui He, Siming Fu, Haoyuan Li, Bolin Li, Zhelun Yu, Si Liu, Hongsheng Li, and Hao Jiang. Llava-mod: Making llava tiny via moe knowledge distillation, 2024. 2
- [34] Tejas Srinivasan, Xiang Ren, and Jesse Thomason. Curriculum learning for data-efficient vision-language alignment, 2022. 2
- [35] Shengbang Tong, Ellis Brown, Penghao Wu, Sanghyun Woo, Manoj Middepogu, Sai Charitha Akula, Jihan Yang, Shusheng Yang, Adithya Iyer, Xichen Pan, Ziteng Wang, Rob Fergus, Yann LeCun, and Saining Xie. Cambrian-1: A fully open, vision-centric exploration of multimodal llms, 2024. 1, 3, 7
- [36] Shengbang Tong, Ellis Brown, Penghao Wu, Sanghyun Woo, Manoj Middepogu, Sai Charitha Akula, Jihan Yang, Shusheng Yang, Adithya Iyer, Xichen Pan, Ziteng Wang, Rob Fergus, Yann LeCun, and Saining Xie. Cambrian-1: A fully open, vision-centric exploration of multimodal llms, 2024. 2
- [37] Vishaal Udandaraao, Nikhil Parthasarathy, Muhammad Ferjad Naeem, Talfan Evans, Samuel Albanie, Federico Tombari, Yongqin Xian, Alessio Tonioni, and Olivier J. Hénaff. Active data curation effectively distills large-scale multimodal models, 2025. 2
- [38] Pavan Kumar Anasosalu Vasu, Hadi Pouransari, Fartash Faghri, Raviteja Vemulapalli, and Oncel Tuzel. Mobile-clip: Fast image-text models through multi-modal reinforced training, 2024. 2
- [39] Wenhui Wang, Furu Wei, Li Dong, Hangbo Bao, Nan Yang, and Ming Zhou. Minilm: Deep self-attention distillation for task-agnostic compression of pre-trained transformers. In *Advances in Neural Information Processing Systems*, pages 5776–5788. Curran Associates, Inc., 2020. 1
- [40] Kan Wu, Houwen Peng, Zhenghong Zhou, Bin Xiao, Mengchen Liu, Lu Yuan, Hong Xuan, Michael Valenzuela, Xi (Stephen) Chen, Xinggang Wang, Hongyang Chao, and Han Hu. Tinyclip: Clip distillation via affinity mimicking and weight inheritance. In *Proceedings of the IEEE/CVF International Conference on Computer Vision (ICCV)*, pages 21970–21980, 2023. 1, 7
- [41] Shilin Xu, Xiangtai Li, Haobo Yuan, Lu Qi, Yunhai Tong, and Ming-Hsuan Yang. Llavadi: What matters for multimodal large language models distillation. *ArXiv*, abs/2407.19409, 2024. 2
- [42] Chuanguang Yang, Zhulin An, Linhang Cai, and Yongjun Xu. Mutual contrastive learning for visual representation learning. In *Proceedings of the AAAI Conference on Artificial Intelligence*, pages 3045–3053, 2022. 7
- [43] Chuanguang Yang, Zhulin An, Libo Huang, Junyu Bi, Xinqiang Yu, Han Yang, Boyu Diao, and Yongjun Xu. Clip-kd: An empirical study of clip model distillation. In *Proceedings of the IEEE/CVF Conference on Computer Vision and Pattern Recognition*, 2024. 1, 3, 4, 7, 8
- [44] Chuanguang Yang, Zhulin An, Libo Huang, Junyu Bi, Xinqiang Yu, Han Yang, Boyu Diao, and Yongjun Xu. Clip-kd: An empirical study of clip model distillation, 2024. 2
- [45] Chaoning Zhang, Dongshen Han, Yu Qiao, Jung Uk Kim, Sung-Ho Bae, Seungkyu Lee, and Choong Seon Hong. Faster segment anything: Towards lightweight sam for mobile applications. *arXiv preprint arXiv:2306.14289*, 2023. 1
- [46] Haotian Zhang, Mingfei Gao, Zhe Gan, Philipp Dufter, Nina Wenzel, Forrest Huang, Dhruvi Shah, Xianzhi Du, Bowen Zhang, Yanghao Li, Sam Dodge, Keen You, Zhen

- Yang, Aleksei Timofeev, Mingze Xu, Hong-You Chen, Jean-Philippe Fauconnier, Zhengfeng Lai, Haoxuan You, Zirui Wang, Afshin Dehghan, Peter Gräsch, and Yinfei Yang. Mm1.5: Methods, analysis & insights from multimodal llm fine-tuning. *ArXiv*, abs/2409.20566, 2024. [2](#)
- [47] Jianhua Zhang, Yi Gao, Ruyu Liu, Xu Cheng, Houxiang Zhang, and Shengyong Chen. Can students beyond the teacher? distilling knowledge from teacher’s bias, 2024. [2](#)
- [48] Peiyuan Zhang, Guangtao Zeng, Tianduo Wang, and Wei Lu. Tynllama: An open-source small language model, 2024. [1](#)
- [49] Baichuan Zhou, Ying Hu, Xi Weng, Junlong Jia, Jie Luo, Xien Liu, Ji Wu, and Lei Huang. Tynllava: A framework of small-scale large multimodal models, 2024. [2](#), [3](#), [8](#)
- [50] Baichuan Zhou, Ying Hu, Xi Weng, Junlong Jia, Jie Luo, Xien Liu, Ji Wu, and Lei Huang. Tynllava: A framework of small-scale large multimodal models, 2024. [2](#)
- [51] Deyao Zhu, Jun Chen, Xiaoqian Shen, Xiang Li, and Mohamed Elhoseiny. Minigpt-4: Enhancing vision-language understanding with advanced large language models, 2023. [2](#)
- [52] Jinguo Zhu, Weiyun Wang, Zhe Chen, Zhaoyang Liu, Shenglong Ye, Lixin Gu, Hao Tian, Yuchen Duan, Weijie Su, Jie Shao, Zhangwei Gao, Erfei Cui, Xuehui Wang, Yue Cao, Yangzhou Liu, Xingguang Wei, Hongjie Zhang, Haomin Wang, Weiye Xu, Hao Li, Jiahao Wang, Nianchen Deng, Songze Li, Yinan He, Tan Jiang, Jiapeng Luo, Yi Wang, Conghui He, Botian Shi, Xingcheng Zhang, Wenqi Shao, Junjun He, Yingdong Xiong, Wenwen Qu, Peng Sun, Penglong Jiao, Han Lv, Lijun Wu, Kaipeng Zhang, Huipeng Deng, Jiaye Ge, Kai Chen, Limin Wang, Min Dou, Lewei Lu, Xizhou Zhu, Tong Lu, Dahua Lin, Yu Qiao, Jifeng Dai, and Wenhai Wang. Internvl3: Exploring advanced training and test-time recipes for open-source multimodal models, 2025. [1](#)
- [53] Minjie Zhu, Yichen Zhu, Xin Liu, Ning Liu, Zhiyuan Xu, Chaomin Shen, Yaxin Peng, Zhicai Ou, Feifei Feng, and Jian Tang. Mipha: A comprehensive overhaul of multimodal assistant with small language models. In *AAAI Conference on Artificial Intelligence*, 2024. [2](#)
- [54] Yichen Zhu, Minjie Zhu, Ning Liu, Zhicai Ou, Xiaofeng Mou, and Jian Tang. Llava-phi: Efficient multi-modal assistant with small language model, 2024. [2](#)

# When Better Teachers Don't Make Better Students: Revisiting Knowledge Distillation for CLIP Models in VQA

## Supplementary Material

### 8. Training Implementation Details

#### 8.1. CLIPKD

**Setup** Training is conducted on 16 V100 GPUs (32GB) using the `open_clip`<sup>1</sup> code based with the CLIPKD losses implemented. For student models that are not registered in HuggingFace (i.e. CLIP-ViT-Tiny, Mobile-ViT), we utilized CLIPKD's [43] configuration else we follow the HuggingFace configurations. For the teachers we utilized the following pretrained weights released on HuggingFace:

- SigLIP: `timm/ViT-SO400M-14-SigLIP-384`
- CLIP-ViT-L: `openai/clip-vit-base-patch16`
- CLIP-ViT-B: `openai/clip-vit-large-patch14`
- DFN-ViT-L: `apple/DFN2B-CLIP-ViT-L-14`
- DFN-ViT-B: `apple/DFN2B-CLIP-ViT-B-16`

All students are distilled on the CC12M [5] training set and evaluated on ImageNet-1k [27] with the `open_clip` script.

**Hyperparameters** We provide all the hyperparameters used in the distillation process

Hyperparameter	Value
Epochs	32
Learning rate	5e-4
Batch size	256
Scheduler	Cosine
Precision	fp16
Warmup Steps	2000
CLIP Loss Lambda	1
FD Loss Lambda	2000
ICL Loss Lambda	1
CKD Loss Lambda	1

Table 6. CLIPKD Hyperparameters

#### 8.2. VLM

**Setup** Training is conducted on 4 A100 GPUs (80GB) using the `TinyLLaVA`<sup>2</sup> or the `Bunny`<sup>3</sup> codebase for each setup. We utilize Qwen2-0.5B and SmolLM-360M for both setups with the trained CLIP models from our CLIPKD setup. For TinyLLaVA we utilize the `liuhaotian/LLaVA-Pretrain` dataset for pretrain and `liuhaotian/LLaVA-Instruct-150K/llava_v1.5_mix665k.json`

for supervised finetune. For Bunny we utilized the dataset `BoyaWu10/Bunny-v1.1-data` which includes both a pretraining folder from a filtered LAION2M and a supervised finetuning folder.

**TinyLLaVA Hyperparameters** We provide all the hyperparameters used in the TinyLLaVA training process

Hyperparameter	Value
Epochs	1
Learning rate	1e-3
Batch size	16
Gradient Accumulation	4
Weight Decay	0
Warmup Ratio	0.03
LLM	Frozen
Vision Encoder	Frozen
Adapter	Trained
Scheduler	Cosine
Precision	fp16
Conversation Template	Pretrain
Attention	Flash Attention 2
Distributed Training	Deepspeed Zero 2

Table 7. TinyLlava Pretrain

Hyperparameter	Value
Epochs	1
Learning rate	2e-5
Batch size	8
Gradient Accumulation	4
Weight Decay	0
Warmup Ratio	0.03
LLM	Trained
Vision Encoder	Frozen
Adapter	Trained
Scheduler	Cosine
Precision	bf16
Conversation Template	Qwen
Attention	Flash Attention 2
Distributed Training	Deepspeed Zero 3

Table 8. TinyLlava Finetune

**Bunny Hyperparameters** We provide all the hyperparameters used in the Bunny training process

<sup>1</sup>[https://github.com/mlfoundations/open\\_clip/tree/main](https://github.com/mlfoundations/open_clip/tree/main)

<sup>2</sup>[https://github.com/TinyLLaVA/TinyLLaVA\\_Factory](https://github.com/TinyLLaVA/TinyLLaVA_Factory)

<sup>3</sup><https://github.com/BAAI-DCAI/Bunny>



Hyperparameter	Value
Epochs	1
Learning rate	5e-4
Batch size	8
Gradient Accumulation	4
Weight Decay	0
Warmup Ratio	0.03
LLM	Frozen
Vision Encoder	Frozen
Adapter	Trained
Scheduler	Cosine
Precision	bf16
Conversation Template	Plain
Attention	Flash Attention 2
Distributed Training	Deepspeed Zero 2

Table 9. Bunny Pretrain

Hyperparameter	Value
Epochs	1
Learning rate	2e-4
Batch size	8
Gradient Accumulation	4
Weight Decay	0
Warmup Ratio	0.03
LLM	Trained (LoRA)
Vision Encoder	Frozen
Adapter	Trained
LoRA Rank	128
LoRA Alpha	256
Projector Learning rate	2e-5
Scheduler	Cosine
Precision	bf16
Conversation Template	Plain
Attention	Flash Attention 2
Distributed Training	Deepspeed Zero 3

Table 10. Bunny Finetune