ROVER: Regulator-Driven Robust Temporal Verification of Black-Box Robot Policies

Kristy Sakano, Jianyu An, Dinesh Manocha, Huan Xu

arXiv:2511.17781v2 [cs.RO] 5 Mar 2026

***Abstract*— We present a novel, regulator-driven approach for the temporal verification of black-box autonomous robot policies, inspired by real-world certification processes where regulators often evaluate observable behavior without access to model internals. Central to our method is a regulator-in-the-loop approach that evaluates execution traces from black-box policies against temporal safety requirements. These requirements, expressed as prioritized Signal Temporal Logic (STL) specifications, characterize behavior changes over time and encode domain knowledge into the verification process. We use Total Robustness Value (TRV) and Largest Robustness Value (LRV) to quantify average performance and worst-case adherence, and introduce Average Violation Robustness Value (AVRV) to measure average specification violation. Together, these metrics guide targeted retraining and iterative model improvement. Our approach accommodates diverse temporal safety requirements (e.g., lane-keeping, delayed acceleration, and turn smoothness), capturing persistence, sequencing, and response across two distinct domains (virtual racing game and mobile robot navigation). Across six STL specifications in both scenarios, regulator-guided retraining increased satisfaction rates by an average of 43.8%, with consistent improvement in average performance (TRV) and reduced violation severity (LRV) in half of the specifications. Finally, real-world validation on a TurtleBot3 robot demonstrates a 27% improvement in smooth-navigation satisfaction, yielding smoother paths and stronger compliance with STL-defined temporal safety requirements.**

I. INTRODUCTION

Real-world certification processes for autonomous robots increasingly involve black-box systems whose internal models cannot be directly inspected by regulators. Several challenges have been identified for certifying black-box autonomy, including difficulties in objectively measuring risk and the high redesign cost due to errors discovered late in the verification process [1]. In safety-critical applications, failure of autonomous systems can cause severe harm to humans and property [2]–[5]. Consequently, a key challenge is ensuring that black-box autonomous robots satisfy rigorous safety requirements; we refer to this process as *black-box verification* [6].

As correctness and safety of a robot's task execution emerge from its behavior over time, verification of black-box autonomous robots increasingly necessitates temporal verification techniques. These techniques reason about how behavior unfolds across sequences of states, such as persistence of safe behavior, timely responses, and correct ordering of required actions [7], [8]. Existing methods typically aggregate statistics over trajectories (e.g., estimating failure rates) or examine single-state interactions (e.g., distance to obstacles) [9], [10]. These evaluations do not consider realistic temporal safety requirements that span time intervals and event sequences. For example, oscillatory behavior or a slow drift towards failure may be considered temporarily safe states, but do not adhere to temporal safety requirements.

Signal Temporal Logic (STL) provides a natural formalism for verifying temporal safety requirements of autonomous robots [11]. STL is a formal specification language for expressing temporal properties over continuous-time, real-valued signals, and is well-suited to dense-time systems such as mobile robots [12]. Unlike aggregate metrics, STL specifications can distinguish brief, recoverable violations from sustained unsafe behavior. Most existing STL-based verification methods, however, exploit internal structure access to perform model checking or reachability analysis over all possible trajectories, which limits their applicability to black-box controllers [13]. To advance realistic certification processes, our goal is to apply STL to verify temporal safety requirements in black-box autonomous robots.

Main Contributions: In this work, we present ROVER (**R**egulator-Driven r**O**bust **VER**ification of Black-Box Robot Policies), an approach for verifying black-box autonomous mobile robot policies against temporal safety specifications. Our approach treats the autonomy stack (perception, planning, and control software) as a completely opaque component, using only observed rollouts in the verification process. ROVER provides targeted recommendations on where retraining or redesign is most needed to improve compliance with safety specifications. The novel contributions of our work include:

1. Advancing real-world certification processes: We formalize human-readable temporal safety rules for lane keeping, acceleration, and turning behavior as STL specifications, enabling quantitative verification of rollout traces from the black-box policy while remaining independent of any internal controller access. Given these STL specifications, ROVER computes robustness signals over each rollout and aggregates them into summary metrics that captures both satisfaction and violation severity over time. In contrast to existing black-box safety validation and simulation-based testing, which rely on surrogate safety measures or purely statistical failure estimates, ROVER provides a formally grounded, trajectory-level assessment of learning-based black-box controllers.

2. Adaptability and robustness of ROVER across distinct scenarios: We evaluate ROVER in two domains, a virtual racing game and an autonomous mobile robot plat-

All authors are associated with the University of Maryland, College Park. Corresponding author: kvsakano@umd.edu.

form. In each scenario, rollout traces from a reinforcement learning (RL) *pre-verification model* are evaluated against STL specifications using Total Robustness Value (TRV), Largest Robustness Value (LRV), and Average Violation Robustness Value (AVRV). These robustness metrics guide targeted reward restructuring and retraining, producing a *post-verification model* with consistently higher satisfaction rates and improved robustness metrics in both domains, demonstrating that ROVER remains effectiveness under differing task dynamics and training setups.

3. Targeted feedback for model improvement: By incorporating domain expertise through prioritized specification weighting, ROVER provides quantitative scores and qualitative feedback to guide policy retraining. In the absence of directly comparable STL-based verification methods for black-box robot policies, we evaluate ROVER by measuring improvements over a pre-verification baseline: across six STL specifications in two scenarios, regulator-guided retraining increases specification satisfaction rates by an average of 43.8%, improves TRV for all specifications, and achieves better (less negative) LRV and AVRV in three of six specifications. These results indicate that targeted retraining with ROVER yields both higher average performance and reduced severity of temporal safety violations.

II. Background and Related Works

The breadth of verification techniques for autonomous systems encompasses field-testing, simulation-based testing, and methods derived from formal methods, among others [14]. In this section, we mainly focus on *Formal Methods* (FM) verification techniques: mathematically rigorous approaches for the specification, development, and verification of cyber-physical systems [7]. FM verification techniques allow designers to verify correctness and safety properties of controllers prior to real-world deployment.

There is a wealth of work applying formal methods to robot policy learning for the synthesis of correct-by-construction robot policies [15]–[18]. However, our focus is on the use of *formal methods in robot policy verification*, i.e., verifying that an existing robot policy follows established behavior requirements, rather than enforcing restrictions during the synthesis of a new policy. Synthesis-oriented methods often assume access to and control over the training process, whereas our black-box setting involves fixed, often opaque policies available only through their input-output behavior. In this section, we review existing literature on formal verification of white-box and black-box autonomous robots.

A. White-Box Verification

A *white-box* controller exposes an internal model, or has known controller dynamics that can be formally specified, enabling model-based analysis [6]. Existing techniques for evaluating white-box controllers include reachability analysis, model checking, and static property verification [19], [20]. However, these techniques typically assume full access to a discrete, tractable model and struggle with the scale and complexity of learning-based controllers. Discrete abstractions, required for tractable analysis, lose meaningful expressiveness in continuous, high-dimensional spaces, and are inadequate for capturing temporal sequence requirements of autonomous robots [21], [22]. Moreover, these FM techniques are not inherently designed to provide actionable feedback for controller re-training.

Another subclass of FM techniques for white-box verification is certificate-based methods, which provide mathematical guarantees by constructing functions (e.g., Lyapunov functions, barrier functions, or contraction metrics) that satisfy inequality bounds and ensure system stability within certain regions of the state space [23]. These methods offer strong mathematical guarantees but rely on analytic access to system dynamics or controller structure.

To evaluate controller behavior over time in white-box settings, *Signal Temporal Logic* (STL) was introduced as a formalism for specifying temporal behaviors in continuous-time control systems [12]. STL defines system specifications as combinations of atomic predicates (e.g., inequalities on signal values), Boolean operators, and bounded temporal operators such as globally (G), eventually (F), and until (U). Its quantitative semantics provide a robustness value that measures how strongly a trace satisfies or violates a specification, making STL attractive for verification and falsification of white-box control systems and learning-based controllers [24]. Recent applications of STL in white-box verification encode property constraints into satisfiability or optimization problems [25] and use solvers to find violating counterexamples [26], [27]. Other applications include run-time assurance [28] and STL-based shielding to filter unsafe actions [29]. However, these uses of STL are contingent on access to internal models or controller signals, which are not applicable in black-box controllers.

B. Black-Box Verification

A system is said to be a *black-box* if its internal model is not known or is too complex to reason about explicitly; only input-output behavior is observable [6]. In contrast to white-box verification methods, black-box verification must rely on observed executions rather than analytic models.

Current evaluation of deployed, learning-based black-box autonomous robots often relies on surrogate strategies that approximate or over-simplify real safety issues [30], [31]. These include approaches that pre-define requirements through hand-crafted finite state machines [32], run-time assurance mechanisms that supervise behavior with fallback safe actions [33], and scenario-based testing where black-box controllers are subjected to parameterized environments to observe performance [34]. Other approaches quantify risk statistically by estimating failure probabilities through repeated rollouts in simulation [35]. These approaches are often grouped under black-box safety validation or simulation-based testing for autonomous systems. Some recent work has begun exploring data-driven temporal verification for black-box controllers; for example, [36] develops a Bayesian verification framework for low-dimensional parameter sys-

tems with parametric uncertainty. However, their approach assumes restricted gray-box visibility of internal control functions, limiting applicability to high-dimensional, nonlinear black-box controllers.

These limitations highlight a verification gap: existing black-box verification techniques rarely provide formally grounded, trajectory-level evaluations of how behavior evolves over time. Our work addresses this temporal, trajectory-level verification gap by applying STL specifications and associated robustness measures (Section III-C) to verify learning-based black-box autonomous mobile robot policies, complementing existing design-time policy synthesis and black-box simulation-based testing.

III. Our Approach: ROVER

ROVER uses an iterative approach for verifying the performance of a learning-based, black-box robot policy against temporal safety requirements. A **Regulator** specifies temporal safety requirements and evaluates a black-box system, then passes design recommendations to the **Designer**, who updates the policy to better satisfy the specification. We walk through a single iteration of the evaluation process here.

A. Modeling The System

We begin by modeling the robot as a discrete-time dynamical system

$$x_{t+1} = f(x_t, u_t), \tag{1}$$

where $x_t \in \mathcal{X}$ is the state and $u_t \in \mathcal{U}$ is the control input [23]. A learning-based controller, known as a robot policy, $\pi_\theta : \mathcal{X} \to \mathcal{U}$ with parameters θ induces the closed-loop behavior

$$x_{t+1} = f(x_t, \pi_\theta(x_t)). \tag{2}$$

For a given initial condition x_0, the resulting trajectory (rollout trace) is

$$\tau = (x_0, x_1, \ldots, x_T). \tag{3}$$

We denote by $\mathcal{T}_\pi$ the (random) collection of traces generated by policy π_θ.

B. Regulator Specifications

We model the Regulator as an external governing authority that evaluates safety compliance without access to the internal policy π_θ. The Regulator formalizes domain knowledge into a finite set of Signal Temporal Logic (STL) specifications

$$\Phi = \{\phi_1, \phi_2, \ldots, \phi_m\}, \tag{4}$$

where each ϕ_i formalizes a regulator-defined requirement (e.g., safety, social compliance, mission constraint). For each ϕ_i, a robustness function is defined over a trace τ

$$\rho : \Phi \times \mathcal{T}_\pi \to \mathbb{R}, \tag{5}$$

where $\rho(\phi_i, \tau)$ denotes the STL robustness of trace τ with respect to ϕ_i. Here $\rho(\phi_i, \tau) > 0$ indicates robust satisfaction, $\rho(\phi_i, \tau) = 0$ indicates boundary (exact) satisfaction, $\rho(\phi_i, \tau) < 0$ indicates a specification violation, and $|\rho(\phi_i, \tau)|$ measures the margin of satisfaction or violation [24].

C. Robustness Evaluation

In this section, we present our approach to evaluate robustness in a way that reflects task dynamics and training specifics. Given a policy π_θ and m specifications, the Regulator draws N rollout traces $\{\tau_k\}_{k=1}^N$ and, for each trace–specification pair, compute a robustness value $\rho(\phi_i, \tau_k)$, yielding an $N \times m$ matrix of robustness scores. For a fixed specification ϕ_i, let

$$\mathcal{P}(\mathcal{T}_\pi, \phi_i) = \rho_i^{(1)}, \rho_i^{(2)}, \ldots, \rho_i^{(N)}, \tag{6}$$

denote the multiset of robustness values $\rho(\phi_i, \tau_k)$. We leverage existing STL metrics Total Robustness Value (TRV) and Largest Robustness Value (LRV) from [37],

$$\begin{aligned} TRV(\mathcal{T}_\pi, \phi_i) &= \sum_{\rho \in \mathcal{P}(\mathcal{T}_\pi, \phi_i)} \rho, \\ LRV(\mathcal{T}_\pi, \phi_i) &= \min_{\rho \in \mathcal{P}(\mathcal{T}_\pi, \phi_i)} \rho. \end{aligned} \tag{7}$$

To aggregate only violating traces, we extract

$$\mathcal{P}^-(\mathcal{T}_\pi, \phi_i) = \{\rho \in \mathcal{P}(\mathcal{T}_\pi, \phi_i) | \rho < 0\}, \tag{8}$$

and define Average Violation Robustness Voting (AVRV) as

$$AVRV(\mathcal{T}_\pi, \phi_i) = \frac{1}{\text{count}(\mathcal{P}^-(\mathcal{T}_\pi, \phi_i))} \sum_{\rho \in \mathcal{P}^-(\mathcal{T}_\pi, \phi_i)} \rho. \tag{9}$$

Each metric thus defines a Regulator feedback map $\mathcal{M}_\phi$ as

$$\mathcal{M}_{\phi_i} = (TRV(\mathcal{T}_\pi, \phi_i), LRV(\mathcal{T}_\pi, \phi_i), AVRV(\mathcal{T}_\pi, \phi_i)). \tag{10}$$

The TRV metric reflects the aggregated safety margin across all rollout traces, capturing the average robustness of the model's traces. A higher TRV indicates that most scenarios maintain a comfortable safety margin, suggesting reliability under normal operating conditions. In contrast, we interpret LRV as the single most critical instance of rule violation among the rollout traces, while AVRV measures the average severity of violations across failing traces.

Because robustness is not calibrated across different formulas, we interpret robustness on a per-rule basis: large negative values correspond to severe violations and values near zero indicate borderline satisfaction/violation. While positive values reflect comfortable satisfaction margins, our analysis focuses on negative robustness, which quantifies violation severity. We apply this interpretation consistently when analyzing these metrics across each scenario.

1) Domain Experts: In many settings, not all specifications are equally critical: for example, collision avoidance is typically more important than rules pertaining to wear & tear on the robot. To capture this, Regulators or other domain experts assign an importance weight $w_i > 0$ to each specification ϕ_i. These weights encode the relative criticality of the requirements. Using the weights and the previously defined Regulator feedback map $\mathcal{M}_{\phi_i}$, we can define a safety score $S(\pi)$ for policy π_θ as

$$S(\pi) = \sum_{i=1}^{3} w_i * \mathcal{M}_{\phi_i}, \tag{11}$$

which Designers can use to compare candidate policies and guide reward shaping or retraining.

2) Recommendations: Beyond providing quantitative safety scores $S(\pi)$, the regulators can classify the safety profile of a policy using simple decision rules on the robustness metrics. For a given specification ϕ_i, examples include:

1. No recommendation (normal behavior): if $TRV(\mathcal{T}_\pi, \phi_i)$, $LRV(\mathcal{T}_\pi, \phi_i)$, and $AVRV(\mathcal{T}_\pi, \phi_i)$ are near zero, the policy satisfies ϕ_i with small dispersion in robustness, and no action is required.

2. Recommend policy improvement (systematic violations): if $TRV(\mathcal{T}_\pi, \phi_i)$, $LRV(\mathcal{T}_\pi, \phi_i)$, and $AVRV(\mathcal{T}_\pi, \phi_i)$ are negative with a large magnitude, indicating frequent and/or severe violations, Regulators recommend policy improvement for the behaviors captured by ϕ_i.

3. Recommend edge-case analysis (rare but severe failures): if $LRV(\mathcal{T}_\pi, \phi_i) << AVRV(\mathcal{T}_\pi, \phi_i)$, Regulators flag rare but catastrophic failures and recommend targeted analysis of edge case scenarios.

These recommendation categories are communicated to Designers alongside the safety score $S(\pi)$ for policy π_θ, providing both quantitative scores and qualitative guidance from domain experts for subsequent model updates.

D. Designer Formulation

Designers have access to the policy π_θ and seek to optimize task performance subject to Regulator feedback. In our formulation, Designers treat $S(\pi)$ as a safety score and aim to select parameters θ that improve both task reward and safety adherence to the Regulator's temporal safety requirements. Using the regulator-provided scores and recommendations (Section III-C.2), Designers decide whether to keep, retrain, or replace a given black-box policy.

Although these STL specifications can also guide robot policy synthesis, in many deployed settings Regulators do not control the underlying model architecture and must evaluate opaque, probabilistic policies whose responses can be difficult to predict. Our approach is therefore positioned on the regulatory side: it does not address coverage or rare-event simulation, nor does it synthesize new robot policies, but instead equips regulatory officials with temporal, robustness-based tools to verify the safety of black-box controllers. While our focus is on enabling Regulators to evaluate deployed black-box controllers, we believe the same STL-based specifications should also be made available to Designers to inform policy synthesis during training.

E. Verification using STL

In our application of ROVER, the Designer trained a reinforcement learning (RL) policy for an autonomous mobile robot using Proximal Policy Optimization (PPO), using existing baseline implementations and treating resulting policy π_θ as a black-box controller [38]–[40]. ROVER is agnostic to the specific black-box learning algorithm; in practice, a wide range of learning-based methods could be implemented, with the best choice determined during robot policy synthesis.

Human-defined safety rules are initially articulated in natural language and subsequently translated into Signal Temporal Logic (STL) specifications. In our approach this process is performed , though recent work has explored using large language models to convert natural language rules into temporal logic specifications [41], [42]. For each policy π_θ, the Regulator collects N rollout traces$\{\tau_k\}_{k=1}^{N}$ and evaluates robustness values $\rho(\phi_i, \tau_k)$ using TeLEx [43], which are then aggregated into the TRV, LRV, and AVRV metrics and further combined into safety scores and recommendations as described in Section III. In this work, we focus on evaluating the temporal safety of the behaviors that are exercised by a given sampling procedure, and we do not address the orthogonal problem of designing coverage-optimal or rare-event-targeted sampling schemes.

To demonstrate the generality of this workflow, we apply ROVER to two case studies: (1) a virtual racing game in the Mario Kart (SNES) environment (Section IV), and (2) an autonomous mobile robot navigation scenario (Section V). In each case study, a **pre-verification model** is evaluated using ROVER, the reward structure is updated based on the resulting compliance metrics, and a **post-verification model** is re-evaluated to showcase improved adherence to the safety specifications.

IV. Virtual Racing Game

The virtual racing game scenario uses **Mario Kart (SNES)** [44], a stylized simulation engine that provides a controlled and reproducible platform for evaluating autonomous decision-making under safety specifications. In the notation of Section III, the trained driving policy corresponds to π_θ and the safety rules below define a subset of the STL specifications Φ.

The model is trained on a full loop of the Mario Circuit 1 track. The reward function of the pre-verification model balances four objectives: checkpoint progression (R_{cp}), penalizing stationary behavior (R_{motion}), staying on drivable terrain (R_{road}), and minimizing lap time (R_{time}), illustrated in Eq. 12,

$$R_{pre} = R_{cp} + R_{motion} + R_{road} + R_{time}. \tag{12}$$

For evaluation, we rolled out the trained model in an uncluttered, static environment, keeping both goal and environmental conditions fixed. As the policy π_θ is inherently

probabilistic, each execution results in a unique set of actions, producing different trace histories even under identical settings. We generated 100 rollout traces (Fig. 1), capturing variation in the model's behavior across repeated trials.

A. Mario Kart STL Rules

We formalize three safety requirements specific to the Mario Kart scenario and present the corresponding STL specifications. These rules correspond to individual formulas ϕ_i in the Regulator's specification set Φ.

ϕ_1) *Global Speed Limit:* The speed of the car must remain below an upper bound of 90 kph,

$$\mathcal{G}_{[0,\infty]}(speed < 90). \tag{13}$$

ϕ_2) *Stay on Track:* The car must stay on the track and not deviate off course. If the car leaves the track, it must return within 60 timesteps. This represents a track compliance rule with recovery window,

$$\mathcal{G}_{[0,\infty]}((surface \equiv \neg track) \rightarrow F_{[0,60]}(surface \equiv track)). \tag{14}$$

ϕ_3) *Wait to Accelerate:* Once a sharp turn is initiated, the car must not accelerate until the turn rate has substantially stabilized. Here, ψ denotes the heading angle of the car and $\dot{\psi}$ represents its rate of change, the turning velocity. The specification states that when the car has initiated a sharp turn ($\dot{\psi} > 1$), the system must remain in "not accelerating" ($\neg A$) until it reaches a state where the turn rate has largely leveled out ($\dot{\psi} < 0.04$).

$$\mathcal{G}_{[0,\infty]}((\dot{\psi} > 1) \rightarrow (\neg A \ \mathcal{U} \ (\dot{\psi} < 0.04))). \tag{15}$$

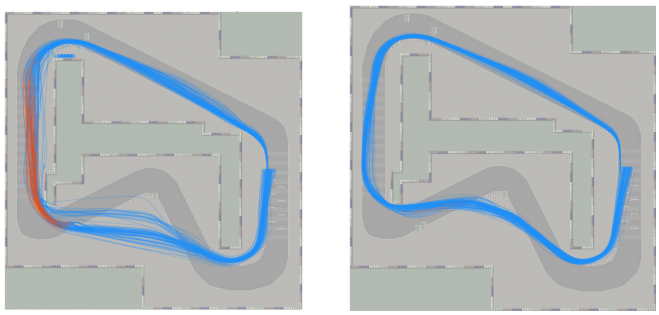

(a) **Pre-verification model** traces illustrate frequentϕ_1) *Global Speed Limit* and ϕ_2) *Stay on Track* rule violations.

(b) **Post-verification model** traces show fewer ϕ_1) *Global Speed Limit* and ϕ_2) *Stay on Track* rule violations.

Fig. 1: Traces visualized on the Mario Kart (SNES) platform with red segments marking violations of the ϕ_1) *Global Speed Limit* rule. Our approach significantly reduce the number of safety violations in the re-trained model.

B. Model Evaluation and Discussion

For each STL specification in Φ, we obtain a robustness value for each trace and subsequently compute $TRV(\mathcal{T}_\pi, \phi_i)$, $LRV(\mathcal{T}_\pi, \phi_i)$, $AVRV(\mathcal{T}_\pi, \phi_i)$ as defined in Section III-B. We use the standard real-valued robustness semantics for STL, where positive values indicate satisfaction and negative values indicate violation. [1]

Together with the satisfaction percentage, these metrics, reported in Tables I, II, and III, constitute the raw regulator feedback for this scenario. Satisfaction percentage, treated as a Boolean pass/fail measure, indicates how often specifications were satisfied across the N traces.

Rule 1: Global Speed Limit	pre-verification	post-verification
Satisfaction Percentage	30%	**83%**
TRV (average performance)	-0.13	10.08
LRV (worst violation)	-12	-10
AVRV (average violation)	-11.45	-5.25

TABLE I: The **pre-verification model** had frequent and severe violations (low satisfaction, strongly negative AVRV and LRV; more negative is worse). Regulators recommended policy improvement; the **post-verification model** compliance increased 53%.

Rule 2: Stay on Track	pre-verification	post-verification
Satisfaction Percentage	8%	**99%**
TRV (average performance)	-17.4	0.8
LRV (worst violation)	-19	-19
AVRV (average violation)	-19	-19

TABLE II: The **pre-verification model** was almost always in severe violation of this specification (low TRV, LRV, and AVRV). Regulators recommended policy improvement; the **post-verification model** compliance increased by 91%.

Rule 3: Wait to Accelerate	pre-verification	post-verification
Satisfaction Percentage	87%	**95%**
TRV (average performance)	-0.06	0.55
LRV (worst violation)	-2.14	-2.14
AVRV (average violation)	-1.56	-2.13

TABLE III: The **pre-verification model** was largely satisfied with mild/moderate violations. Regulators recommended prioritizing other rules.

The results illustrate that ϕ_2) *Stay on Track* presented the greatest challenge with only 8% satisfaction, the lowest TRV, and the most severe violations. ϕ_1) *Global Speed Limit* rule also showed low compliance (30% satisfaction). By contrast, ϕ_3) *Wait to Accelerate* rule was largely satisfied in the pre-verification model, with relatively mild violations. Regulators aggregated these evaluation outcomes into a safety score $S(\pi)$, incorporating their domain-informed specification weighting, and communicated this assessment to designers to guide policy retraining.

In response, Designers modified the reward structure to train a more compliant agent. A larger penalty was applied

[1] We interpret robustness bands qualitatively rather than comparing absolute magnitudes across scenarios. In the Mario Kart scenario, for TRV, we classify values < -1 as overall poor performance, values in $[-1, 0]$ as marginal performance, and values > 0 as good performance. For LRV and AVRV, we classify values < -10 as severe violations, values in $[-10, -5]$ as moderate violations, and values > -5 as mild violations.

when the car left the track for extended periods of time, and a speeding penalty was reinforced. The resulting post-verification reward structure is

$$R_{post} = R_{cp} + R_{motion} + \uparrow R_{road} + \uparrow R_{speed}, \quad (16)$$

reflecting a Designer update that shifts the balance between task reward and the safety score $S(\pi)$.

V. Mobile Robot Navigation

The Mobile Robot Navigation scenario uses the **Turtlebot3** platform due to its low cost, strong ROS2 integration, and easily available documentation. We adapt an existing scenario from the Turtlebot3 manual [45] to train our black-box machine-learning model. In this setup, the TurtleBot must reach a randomly selected target point on the map while avoiding obstacles (Fig. 2). The robot has a simplified action space, selecting from five discrete angular velocities while its linear velocity is held constant. At each step, the TurtleBot's observation includes 24 lidar points covering 180 degree field of view along with the heading and distance to the goal.

The reward structure combines a yaw reward that encourages goal alignment (R_{raw}) and an obstacle reward that penalizes proximity to obstacles $R_{obstacle}$). The robot also receives a large positive or negative terminal reward ($R_{terminal}$) at the end of each episode corresponding to success or failure. The pre-verification reward can be summarized as below (Eq. 17),

$$R_{pre} = R_{yaw} + R_{obstacle} + R_{terminal}. \quad (17)$$

The original, **pre-verification model** trained in the TurtleBot3 environment for 500 episodes, depicted in Figure 3a. This pre-verification model represents a black-box controller that is under-trained and exhibits unsafe behavior.



(a) The gazebo simulation environment used to train TurtleBot3 (5 × 5m). The dashed yellow line indicates equivalent area in (b)

(b) Real world demonstration area (2.5 × 2.5m) for the turtlebot3, analogous to the yellow highlighted area in (a).

Fig. 2: TurtleBot3 scenarios in simulation (a) and real-world (b). The red circles indicate approximate goal locations.

A. TurtleBot STL Rules

We derive the following human-readable rules and their corresponding STL specifications.

ϕ_1) *No Sharp Turns:* The TurtleBot must avoid long, sharp turns to minimize wheel wear and tear. Here, ψ denotes the heading angle of the robot, and $\dot{\psi}$ represents its rate of change, the turning velocity. The specification states that if the TurtleBot turns sharply ($\dot{\psi} > 0.2$), then within 50 timesteps, it must reduce its turning rate to a gentle level ($\dot{\psi} \leq 0.2$) and maintain that for at least 5 timesteps.

$$G_{[0,\infty]}((|\dot{\psi}| > 0.2) \rightarrow F_{[0,50]}(G_{[0,5]}(|\dot{\psi}| \leq 0.2))). \quad (18)$$

ϕ_2) *Timed Completion:* The TurtleBot must reach the goal successfully within 800 timesteps,

$$F_{[0,800]}(goal_reached = True). \quad (19)$$

ϕ_3) *Don't Linger Near an Obstacle:* If the TurtleBot moves to within 0.5 meters of an obstacle, it must move away within 50 timesteps,

$$G_{[0,\infty]}((dist_{obst} < 0.5\ m) \rightarrow F_{[0,50]}(dist_{obst} \geq 0.5\ m)). \quad (20)$$

B. Model Evaluation and Discussion

Robustness bands are defined separately for the mobile robot navigation scenario, where robustness has no canonical scale across different environments and formulas. [2]

Rule 1: No Sharp Turns	Pre-Verification	Post-Verification
Satisfaction Percentage	9%	**36%**
TRV (average performance)	-0.01	-0.005
LRV (worst violation)	-0.03	-0.03
AVRV (average violation)	-0.01	-0.01

TABLE IV: The **pre-verification model** had low satisfaction, with frequent but very mild violations (negative but small TRV, LRV, and AVRV). Regulators recommended policy improvement; the **post-verification model** compliance increased by 53%.

Rule 2: Timed Completion	Pre-Verification	Post-Verification
Satisfaction Percentage	18%	**54%**
TRV (average performance)	-0.40	-0.14
LRV (worst violation)	-1.66	-0.88
AVRV (average violation)	-0.48	-0.31

TABLE V: The **pre-verification model** had low satisfaction and clear negative TRV and AVRV, suggesting that the model systematically failed to finish on time. Regulators recommended policy improvement; the **post-verification model** compliance increased by 36%.

Applying the recommendation criteria from Section III-C.2, the **pre-verification model** triggered policy-improvement recommendations for all three rules. Observing the pre-verification metrics in Tables IV, V, and VI, Regulators noted particularly poor adherence to ϕ_1) *No Sharp*

[2]For TRV, we classify values < -0.2 as overall poor performance, values in $[-0.2, -0.01])$ as marginal performance, and values > -0.01 as good performance. For LRV and AVRV, we classify values < -0.5 as severe violations, values in $[-0.5, -0.1]$ as moderate violations, and values > -0.1 as mild violations.

Rule 3: Don't Linger	Pre-Verification	Post-Verification
Satisfaction Percentage	45%	**67%**
TRV (average performance)	0.02	0.1
LRV (worst violation)	-0.23	-0.22
AVRV (average violation)	-0.14	-0.13

TABLE VI: The **pre-verification model** exhibited mixed behavior with balanced pass/fails and non-catastrophic violations. Regulators de-prioritized this rule in their recommendations.

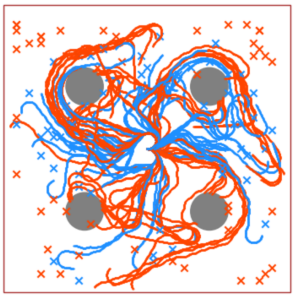

(a) **Pre-verification** model successfully reaches the goal in **53** / 100 traces.

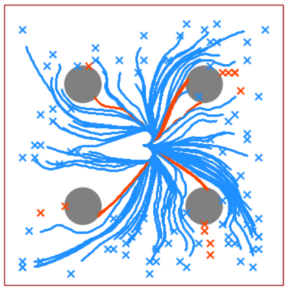

(b) **Post-verification** model successfully reaches the goal in **87** / 100 traces.

Fig. 3: TurtleBot3 traces visualized in the environment with static obstacles (gray circles) and randomly generated goals (crosses). The robot is initialized in the center of the map. Trajectories are shown as lines illustrating timeouts or collisions (red) and successes (blue).

Turns rule (9% satisfaction) and ϕ_3) *Don't Linger Near an Obstacle* (18% satisfaction). The raw scores ($TRV(\mathcal{T}_\pi, \phi_i)$, $LRV(\mathcal{T}_\pi, \phi_i)$, and $AVRV(\mathcal{T}_\pi, \phi_i)$) were combined with domain-expertise in the scoring function and conveyed to Designers as an overall safety score. As one way to act on this feedback, Designers introduced a small penalty on changes in angular acceleration (R_α) to encourage smoother turning, and increased the penalty associated with close proximity to obstacles ($R_{obstacle} \uparrow$), encouraging the policy to avoid lingering near them. The resulting post-verification reward structure is (Eq. 21),

$$R_{post} = R_{yaw} + \uparrow R_{obstacle} + R_{terminal} + R_\alpha. \tag{21}$$

After a few hundred additional training episodes, rollout traces from the **post-verification model** (Fig. 3b) depict more direct paths to goals, and the metrics in Tables IV, V, and VI indicate improved adherence to all three specifications.

C. Real World Experiments

Both the TurtleBot3 **pre-verification model** and **post-verification model** were deployed in a real-world proxy of our simulation environment. To accommodate the area restriction of an indoor testing environment (as seen in Fig. 2a, 2b), the real world demonstration was scaled down to 25% of the original scenario, and the robot's speed was halved to safely navigate a smaller map. As observed in Figure 4, while both pre- and post-verification policies reach the goal, the post-verification policy demonstrated a comparatively smoother path. We observe a sim-to-real gap: the real robot makes more frequent turns in real-world (Fig. 4b) compared to the trajectories seen in simulation (Fig. 3b). However, we still note the improved post-verification model, demonstrating our verification workflow improves robot behavior in real-world demonstrations.



(a) Original model pre-verification



(b) Fine-tuned model post-verification

Fig. 4: Real-world demonstrations of TurtleBot3 pre and post safety verification. The red circle denotes the goal and the blue line is the trajectory taken by the robots (manually annotated). The post verification model showed a smoother path, even if the path demonstrated is not as smooth as the simulation paths.

VI. Conclusions, Limitations, and Future Work

ROVER presents a step toward formal verification of black-box robot policies using temporal safety specifications. By evaluating traces alone, our approach respects the constraints of real-world certification processes, where autonomy stacks are often opaque and only input-output behavior is observable. During evaluation, we formalize time-dependent safety requirements as STL specifications, enabling domain experts to formalize temporal safety requirements that are rarely accessible in black-box verification settings.

We use robustness-based metrics (TRV, LRV, and AVRV) to derive quantitative safety scores that summarize average performance, worst-case behavior, and violation severity over time. Combined with simple decision rules, these metrics allow the regulator to provide targeted, specification-level feedback and concrete retraining recommendations, rather than relying solely on aggregate failure rates or surrogate safety indicators. Our experiments across two domains and six unique specifications demonstrate that this process can substantially increase specification satisfaction rates and improve robustness metrics for deployed learning-based policies.

Limitations of our approach include a lengthy iterative process between the regulator and designer and ambiguous translation of specifications by human regulators. Future work aims to incorporate LLM-based translation tools to standardize STL specification translation from natural language rules. Although our approach does not yet address coverage or rare-event analysis, it is designed to complement rather than replace policy synthesis, and its STL specifications should be accessible to designers to promote shared interpretability and collaborative refinement.

REFERENCES

[1] M. Clark, J. Alley, P. J. Deal, J. C. Depriest, E. Hansen, C. Heitmeyer, R. Nameth, M. Steinberg, C. Turner, S. Young, D. Ahner, K. Alonzo, B. A. Bodt, P. F. Friesen, J. Horris, J. A. Hoffman, K. H. Gross, L. Humphrey, M. Childers, and M. Corey, "Autonomy community of interest (coi) test and evaluation, verification and validation (tevv) working group: Technology investment strategy 2015–2018," Office of the Assistant Secretary of Defense for Research and Engineering (USD (R&E)), The Pentagon, Washington, D.C., Technical Report AD1010194, 2015, dTIC Accession Number AD1010194. [Online]. Available: https://apps.dtic.mil/sti/citations/AD1010194

[2] Q. P. Ha, L. Yen, and C. Balaguer, "Robotic autonomous systems for earthmoving in military applications," *Automation in Construction*, vol. 107, p. 102934, 2019. [Online]. Available: https://www.sciencedirect.com/science/article/pii/S0926580518309932

[3] E. Freund and J. Rossmann, "Intelligent autonomous robots for industrial and Space applications," in *Proceedings of IEEE/RSJ International Conference on Intelligent Robots and Systems (IROS'94)*, vol. 2, 1994, pp. 1072–1079 vol.2. [Online]. Available: https://ieeexplore.ieee.org/document/407473/

[4] R. Bogue, "The growing use of robots by the aerospace industry," *Industrial Robot*, vol. 45, no. 6, pp. 705–709, 2018. [Online]. Available: https://doi.org/10.1108/IR-08-2018-0160

[5] R. Thakker, M. P. B. Jones, G. D. R. Royce, M. Swan, M. Strub, S. Aghli, H. Zade, Y. K. Nakka, T. Vaquero, J. Bowkett, D. L. de Mola Lemus, J. Zhang, J. Naish, D. P. Moreno, T. Hasseler, C. Leake, B. Nuernberger, P. Proenca, W. Talbot, K. Otsu, A. Orekhov, P. Tosse, M. Gildner, A. Jain, R. Etheredge, M. Travers, H. Choset, J. Burdick, M. Ingham, M. Robinson, and M. Ono, "To Boldly Go Where No Robots Have Gone Before ? Part 4: NEO Autonomy for Robustly Exploring Unknown, Extreme Environments with Versatile Robots," in *AIAA SCITECH 2024 Forum*, ser. AIAA SciTech Forum. American Institute of Aeronautics and Astronautics, 2024. [Online]. Available: https://arc.aiaa.org/doi/10.2514/6.2024-1747

[6] A. Corso, R. Moss, M. Koren, R. Lee, and M. Kochenderfer, "A survey of algorithms for black-box safety validation of cyber-physical systems," *Journal of Artificial Intelligence Research*, vol. 72, Oct. 2021. [Online]. Available: http://dx.doi.org/10.1613/jair.1.12716

[7] E. Clarke, O. Grumberg, D. Kroening, D. Peled, and H. Veith, *Model Checking*, 2nd ed. MIT Press, 2018. [Online]. Available: https://mitpress.ublish.com/ebook/model-checking-2e-preview/7092/Cover

[8] M. Edviken and O. Lundström, "Safety assurance of autonomous vehicles using temporal logic in scenario-based simulations," Master's thesis, Chalmers University of Technology, Gothenburg, Sweden, 2021. [Online]. Available: https://odr.chalmers.se/server/api/core/bitstreams/63334331-8257-4ba5-96e9-1a9a225c6a29/content

[9] R. J. Moss, M. J. Kochenderfer, M. Gariel, and A. Dubois, "Bayesian safety validation for failure probability estimation of black-box systems," *Journal of Aerospace Information Systems*, vol. 21, no. 7, p. 533–546, Jul. 2024. [Online]. Available: http://dx.doi.org/10.2514/1.I011395

[10] Y. Ji, Z. Xu, C. Zhao, K. Chen, and Y. Du, "Accelerated testing and evaluation for black-box autonomous driving systems via adaptive markov chain monte carlo," *IEEE Transactions on Intelligent Transportation Systems*, vol. 26, no. 5, pp. 6463–6476, 2025.

[11] H. Roehm, J. Oehlerking, T. Heinz, and M. Althoff, "STL Model Checking of Continuous and Hybrid Systems," in *Automated Technology for Verification and Analysis*, C. Artho, A. Legay, and D. Peled, Eds. Cham: Springer International Publishing, 2016, pp. 412–427.

[12] A. Donzé, "On Signal Temporal Logic," in *Runtime Verification*, A. Legay and S. Bensalem, Eds. Springer, 2013, pp. 382–383.

[13] C. Baier and J.-P. Katoen, *Principles of Model Checking (Representation and Mind Series)*. The MIT Press, 2008.

[14] K. Leahy, H. Asgari, L. A. Dennis, M. S. Feather, M. Fisher, J. Ibanez-Guzman, B. Logan, J. I. Olszewska, and S. Redfield, "Grand Challenges in the Verification of Autonomous Systems," Nov. 2024, arXiv:2411.14155 [cs] version: 1. [Online]. Available: http://arxiv.org/abs/2411.14155

[15] D. Aksaray, A. Jones, Z. Kong, M. Schwager, and C. Belta, "Q-learning for robust satisfaction of signal temporal logic specifications," 2016. [Online]. Available: https://arxiv.org/abs/1609.07409

[16] Y. Jiang, S. Bharadwaj, B. Wu, R. Shah, U. Topcu, and P. Stone, "Temporal-logic-based reward shaping for continuing reinforcement learning tasks," *Proceedings of the AAAI Conference on Artificial Intelligence*, vol. 35, no. 9, p. 7995–8003, May 2021. [Online]. Available: http://dx.doi.org/10.1609/aaai.v35i9.16975

[17] A. Manganaris, V. Giammarino, A. H. Qureshi, and S. Jagannathan, "Formal methods in robot policy learning and verification: A survey on current techniques and future directions," 2026. [Online]. Available: https://arxiv.org/abs/2602.06971

[18] T. Wongpiromsarn, U. Topcu, and R. Murray, "Formal synthesis of embedded control software: Application to vehicle management systems," in *Infotech@Aerospace 2011*. American Institute of Aeronautics and Astronautics, 03 2011. [Online]. Available: https://arc.aiaa.org/doi/10.2514/6.2011-1506

[19] H.-D. Tran, D. Manzanas Lopez, P. Musau, X. Yang, L. V. Nguyen, W. Xiang, and T. T. Johnson, "Star-Based Reachability Analysis of Deep Neural Networks," in *Formal Methods – The Next 30 Years: Third World Congress, FM 2019, Porto, Portugal, October 7–11, 2019, Proceedings*. Springer-Verlag, 2019, pp. 670–686. [Online]. Available: https://doi.org/10.1007/978-3-030-30942-8_39

[20] H.-D. Tran, P. Musau, D. Manzanas Lopez, X. Yang, L. V. Nguyen, W. Xiang, and T. T. Johnson, "Parallelizable Reachability Analysis Algorithms for Feed-Forward Neural Networks," in *2019 IEEE/ACM 7th International Conference on Formal Methods in Software Engineering (FormaliSE)*. IEEE, 2019, pp. 51–60. [Online]. Available: https://ieeexplore.ieee.org/document/8807491/

[21] R. Dimitrova and R. Majumdar, "Deductive control synthesis for alternating-time logics," in *Proceedings of the 14th International Conference on Embedded Software*, ser. EMSOFT '14. Association for Computing Machinery, 2014, pp. 1–10. [Online]. Available: https://dl.acm.org/doi/10.1145/2656045.2656054

[22] L. Lindemann and D. V. Dimarogonas, "Control Barrier Functions for Signal Temporal Logic Tasks," *IEEE Control Systems Letters*, vol. 3, no. 1, pp. 96–101, 2019. [Online]. Available: https://ieeexplore.ieee.org/document/8404080

[23] C. Dawson, S. Gao, and C. Fan. Safe Control with Learned Certificates: A Survey of Neural Lyapunov, Barrier, and Contraction methods. [Online]. Available: http://arxiv.org/abs/2202.11762

[24] A. Donzé and O. Maler, "Robust satisfaction of temporal logic over real-valued signals," in *International Conference on Formal Modeling and Analysis of Timed Systems*, 2010. [Online]. Available: https://api.semanticscholar.org/CorpusID:2829026

[25] L. Pulina and A. Tacchella, "An abstraction-refinement approach to verification of artificial neural networks," in *Proceedings of the 22nd International Conference on Computer Aided Verification*, ser. CAV'10. Springer-Verlag, 2010, pp. 243–257. [Online]. Available: https://doi.org/10.1007/978-3-642-14295-6_24

[26] V. Tjeng, K. Xiao, and R. Tedrake, "Evaluating robustness of neural networks with mixed integer programming," 2019. [Online]. Available: https://arxiv.org/abs/1711.07356

[27] Krishnamurthy, Dvijotham, R. Stanforth, S. Gowal, T. Mann, and P. Kohli. A Dual Approach to Scalable Verification of Deep Networks. [Online]. Available: http://arxiv.org/abs/1803.06567

[28] T. Wongpiromsarn, M. Ghasemi, M. Cubuktepe, G. Bakirtzis, S. Carr, M. O. Karabag, C. Neary, P. Gohari, and U. Topcu, "Formal methods for autonomous systems," *Foundations and Trends in Systems and Control*, vol. 10, no. 3–4, p. 180–407, Sep. 2023. [Online]. Available: http://dx.doi.org/10.1561/2600000029

[29] J. Wang, S. Yang, Z. An, S. Han, Z. Zhang, R. Mangharam, M. Ma, and F. Miao, "Multi-agent reinforcement learning guided by signal temporal logic specifications," in *2025 IEEE/RSJ International Conference on Intelligent Robots and Systems (IROS)*, 2025, pp. 6048–6054.

[30] P. Tafidis and A. Pirdavani, "Application of surrogate safety measures in higher levels of automated vehicles simulation studies: A review of the state of the practice," *Traffic Inj Prev*, vol. 24, no. 3, pp. 279–286, 2023.

[31] C. Wang, Y. Xie, H. Huang, and P. Liu, "A review of surrogate safety measures and their applications in connected and automated vehicles safety modeling," *Accid Anal Prev*, vol. 157, p. 106157, 2021.

[32] D. Costello and H. Xu, "Generating certification evidence for the certification of collision avoidance in autonomous surface vessels," *Maritime Policy & Management*, vol. 51, no. 7, pp. 1497–1516, 2024. [Online]. Available: https://www.tandfonline.com/doi/full/10.1080/03088839.2023.2180156

[33] ——, "Using a run time assurance approach for certifying autonomy within naval aviation," *Systems Engineering*, vol. 26, no. 3, pp.

271–278, 2023. [Online]. Available: https://incose.onlinelibrary.wiley.com/doi/10.1002/sys.21654

[34] J. M. Thompson, Q. Goss, and M. I. Akbaş, "A strategy for boundary adherence and exploration in black-box testing of autonomous vehicles," *2023 IEEE International Conference on Mobility, Operations, Services and Technologies (MOST)*, pp. 193–201, 2023. [Online]. Available: https://api.semanticscholar.org/CorpusID:260910799

[35] J. Norden, M. O'Kelly, and A. Sinha. Efficient Black-box Assessment of Autonomous Vehicle Safety. [Online]. Available: http://arxiv.org/abs/1912.03618

[36] A. Salamati, S. Soudjani, and M. Zamani, "Data-driven verification under signal temporal logic constraints," 2020. [Online]. Available: https://arxiv.org/abs/2005.05040

[37] E. Nesterini, E. Bartocci, A. Gambi, D. Nickovic, S. A. Seshia, and H. Torfah, "Mining Specifications for Predictive Safety Monitoring," in *Proceedings of the ACM/IEEE 16th International Conference on Cyber-Physical Systems (with CPS-IoT Week 2025)*. ACM, 2025, pp. 1–11. [Online]. Available: https://dl.acm.org/doi/10.1145/3716550.3722021

[38] J. Schulman, F. Wolski, P. Dhariwal, A. Radford, and O. Klimov, "Proximal policy optimization algorithms," *ArXiv*, vol. abs/1707.06347, 2017. [Online]. Available: https://api.semanticscholar.org/CorpusID:28695052

[39] A. Raffin, A. Hill, A. Gleave, A. Kanervisto, M. Ernestus, and N. Dormann, "Stable-baselines3: Reliable reinforcement learning implementations," *Journal of Machine Learning Research*, vol. 22, no. 268, pp. 1–8, 2021. [Online]. Available: http://jmlr.org/papers/v22/20-1364.html

[40] S. Huang, R. F. J. Dossa, C. Ye, J. Braga, D. Chakraborty, K. Mehta, and J. G. Araújo, "Cleanrl: High-quality single-file implementations of deep reinforcement learning algorithms," *Journal of Machine Learning Research*, vol. 23, no. 274, pp. 1–18, 2022. [Online]. Available: http://jmlr.org/papers/v23/21-1342.html

[41] M. Cosler, C. Hahn, D. Mendoza, F. Schmitt, and C. Trippel, "Nl2spec: Interactively Translating Unstructured Natural Language to Temporal Logics with Large Language Models," in *Computer Aided Verification*, C. Enea and A. Lal, Eds. Springer Nature Switzerland, 2023, pp. 383–396.

[42] W. H. English, C. Walker, D. Simon, S. K. Jha, and R. Ewetz. Verifiable Natural Language to Linear Temporal Logic Translation: A Benchmark Dataset and Evaluation Suite. [Online]. Available: http://arxiv.org/abs/2507.00877

[43] S. Jha, A. Tiwari, S. A. Seshia, T. Sahai, and N. Shankar, "Telex: Passive stl learning using only positive examples," in *Runtime Verification*, 2017. [Online]. Available: https://api.semanticscholar.org/CorpusID:240594044

[44] M. Poliquin, "Stable retro, a maintained fork of openai's gym-retro," https://github.com/Farama-Foundation/stable-retro, 2025.

[45] T. Project, "Robotis turtlebot 3 e-manual," https://github.com/ROBOTIS-GIT/emanual, 2025.