

Time-Series Foundation Models for ISP Traffic Forecasting

Fan Liu, Behrooz Farkiani, Patrick Crowley

Department of Computer Science and Engineering, Washington University in St. Louis, USA
{fan.liu, b.farkiani, pcrowley}@wustl.edu

Abstract—Accurate network-traffic forecasting enables proactive capacity planning and anomaly detection in Internet Service Provider (ISP) networks. Recent advances in time-series foundation models (TSFMs) have demonstrated strong zero-shot and few-shot generalization across diverse domains, yet their effectiveness for computer networking remains unexplored. This paper presents a systematic evaluation of a TSFM, IBM’s Tiny Time Mixer (TTM), on the CESNET-TimeSeries24 dataset, a 40-week real-world ISP telemetry corpus. We assess TTM under zero-shot and few-shot settings across multiple forecasting horizons (hours to days), aggregation hierarchies (institutions, subnets, IPs), and temporal resolutions (10-minute and hourly). Results show that TTM achieves consistent accuracy (RMSE 0.026-0.057) and stable R^2 scores across horizons and context lengths, outperforming or matching fully trained deep learning baselines such as GRU and LSTM. Inference latency remains under 0.05s per 100 points on a single MacBook Pro using CPU-only computation, confirming deployability without dedicated GPU or MPS acceleration. These findings highlight the potential of pretrained TSFMs to enable scalable, efficient, and training-free forecasting for modern network monitoring and management systems.

Index Terms—Traffic prediction, Foundation model, Time series forecasting, Network automation, Proactive network management

I. INTRODUCTION

Over the past decade, paradigms such as Software-Defined Networking (SDN), Network Function Virtualization (NFV), and 5G/6G architectures have granted operators increasing programmability and control. This shift has accelerated the move toward anticipatory networking, where management decisions, such as traffic engineering, resource allocation, and service orchestration, are enacted before traffic fluctuations occur [1]. The effectiveness of such proactive strategies depends on the accuracy of traffic forecasts, which are now central to modern network management.

Accurate forecasting supports not only capacity planning and load balancing, but also anomaly detection, congestion prevention, and quality-of-service (QoS) assurance. In anomaly detection, for example, forecasts serve as a baseline against which deviations are flagged: when the observed traffic diverges significantly from the

predicted value, the event can be considered anomalous. Thus, traffic forecasting is not only a performance optimization tool but also a foundation for security and reliability in network operations and management.

Despite decades of research, several challenges persist. Network traffic is inherently dynamic, influenced by diurnal and weekly cycles, seasonal effects, user mobility, and application-level behaviors. Bursty patterns, sudden surges or drops, remain particularly hard to capture. Traditional statistical models such as the autoregressive integrated moving average (ARIMA) [2], [3] and exponential smoothing models [4] are lightweight but struggle with non-linearity and randomness in traffic dynamics. Deep learning approaches, including LSTMs [5], GRUs, CNNs, and Transformers [6], [7], offer stronger feature extraction and outperform statistical models in many settings. However, they typically require training per dataset or even per time series, limiting their generalization and scalability. In large ISP environments, where hundreds of thousands of time series must be forecasted, this training burden becomes impractical.

Recently, time-series foundation models (TSFMs) such as Google’s TimesFM [8], Amazon’s Chronos [9], and IBM’s Tiny Time Mixers (TTM) [10] have emerged as promising general-purpose forecasting solutions. Pre-trained on large and diverse time-series corpora, these models demonstrate strong zero-shot and few-shot generalization across domains such as finance, energy, and transportation. However, network traffic exhibits different statistical characteristics, such as burstiness, abrupt regime shifts, and heavy-tailed volume distributions, compared to the smoother and more stationary patterns typical of financial or energy data. Consequently, despite their strong benchmark results in other domains, the effectiveness of TSFMs for computer networking remains unknown. To our knowledge, prior TSFM studies have not evaluated their applicability to network telemetry data, which exhibits unique temporal and structural dependencies. This gap motivates our investigation into whether a pretrained model like TTM, trained entirely on non-network data, can generalize effectively to ISP traffic forecasting tasks without retraining.

For evaluation, we adopt the CESNET-TimeSeries24

dataset [11], which contains 40 weeks of real-world ISP traffic metrics across 283 institutions, 548 subnets, and over 270,000 IP addresses. The dataset includes an associated benchmark study [12] that systematically evaluates strong deep learning baselines (GRU, LSTM, CNN) under standardized train/validation/test splits and forecasting horizons. Aligning with this benchmark ensures that our results are directly comparable to established baselines.

In this paper, we investigate whether TTM can outperform state-of-the-art deep learning models on ISP traffic forecasting without retraining. We evaluate both zero-shot and few-shot settings and extend the analysis with exogenous features (e.g., weekends and holidays). To structure our study, we formulate the following research questions:

- **RQ1: Context sensitivity.** How does forecasting accuracy change as the context window length varies?
- **RQ2: Cross-level generalization.** Can TTM generalize effectively to ISP traffic across hierarchical levels (institutions, subnets, and IP addresses), without retraining?
- **RQ3: Horizon scaling.** How does performance evolve as the forecasting horizon increases (from hours to days ahead)?
- **RQ4: Few-shot adaptation.** Does limited fine-tuning provide measurable gains compared to zero-shot inference?
- **RQ5: Role of exogenous features.** Do auxiliary attributes (such as weekends and holidays) improve forecasting accuracy?
- **RQ6: Efficiency.** What are the runtime and inference costs, and are they practical for deployment in real-time ISP environments?

The main contributions of this paper are as follows:

- **Evaluation of TTM on real ISP traffic.** We apply IBM’s TTM to CESNET-TimeSeries24 and evaluate its performance under the benchmark protocol.
- **Zero-shot state-of-the-art performance.** We show that TTM, even without fine-tuning, outperforms strong deep learning baselines (GRU, LSTM) on this dataset.
- **Negative result on few-shot learning.** We systematically evaluate few-shot fine-tuning and exogenous features, and find negligible improvement, highlighting the robustness of TTM’s pretrained representations for ISP traffic.
- **Practical implications for ISPs.** Our results demonstrate that TTM is not only accurate but also lightweight and fast, making it suitable for deployment in operational ISP environments where real-time inference and efficiency are critical.

II. RELATED WORK

Network traffic prediction can be treated as a time series forecasting problem. Existing approaches broadly fall into three categories: (i) statistical models, (ii) deep learning models, and (iii) foundation models such as TSFMs and LLM-based architectures. Statistical methods assume linear temporal relationships and estimate model parameters through likelihood- or least-squares-based optimization; deep learning models (e.g., RNNs, CNNs, and Transformers) learn nonlinear temporal dependencies directly from data; and foundation models extend this idea by pretraining large neural networks on massive, heterogeneous corpora, enabling cross-domain generalization and zero/few-shot forecasting.

A. Statistical Forecasting

Early network-traffic forecasting methods relied on statistical time-series models such as exponential smoothing and the ARIMA models [13]. These approaches remain appealing for their interpretability and low computational cost, yet a linear correlation structure is assumed among the time series values, and therefore, no nonlinear patterns can be captured by the ARIMA model. The approximation of linear models to complex real-world problems is not always satisfactory. And many researchers have argued that real-world systems are often nonlinear [14]. Hybrid extensions combining ARIMA with neural models such as ANN and LSTM [15], [16] have been explored to capture both of linear and non-linear patterns, but their improvements often come at the expense of increased model complexity and extensive parameter tuning.

B. Deep Learning for Forecasting

Deep neural architectures have been increasingly adopted for traffic forecasting. Recurrent neural networks such as LSTMs [5] and GRUs capture sequential dependencies effectively, while CNN-based models extract local temporal features. Transformer architectures have recently been adopted for their ability to model long-range dependencies and handle irregular time intervals [6]. Hybrid spatio-temporal networks using Graph Neural Networks (GNNs) have achieved strong performance by modeling both temporal and spatial correlation [17], [18]. However, identifying the most suitable deep learning architecture remains challenging. Although models such as LSTMs, CNNs, and Transformers have achieved strong predictive accuracy, selecting and optimizing them often involves extensive hyperparameter tuning, with complexity increasing rapidly as model depth grows. Moreover, architectural effectiveness is highly dependent on the characteristics of the dataset, available computational resources, and the target application domain [19].

C. TSFM

Recently, TSFMs have emerged as a new paradigm for forecasting, offering strong zero-shot and few-shot generalization by pretraining on massive, heterogeneous corpora. TimesFM [8] employs a decoder-only architecture to deliver robust cross-domain forecasting. TTM [10] emphasizes efficiency, achieving competitive accuracy with models as small as one million parameters and real-time inference on commodity CPUs. Other meta-learning approaches, such as the Feature-Adaptive Framework (FAF) [20] and transfer-learning methods [21], seek to fine-tune pretrained representations efficiently with limited data.

In parallel, foundation models for wireless and mobile networking have begun to emerge. Zhang et al. [22] introduced UoMo, a universal model for mobile-traffic forecasting, achieving strong cross-network transfer for cellular optimization tasks. Li et al. [23] proposed a wireless foundation model capable of multi-task prediction, including traffic forecasting, anomaly detection, and resource optimization, showing that pretrained temporal encoders can generalize across heterogeneous network traces. Beyond forecasting, Wehner et al. [24] explored TSFMs such as TTM for network-monitoring tasks, demonstrating accurate zero-shot prediction of Quality-of-Experience (QoE) from encrypted traffic streams while maintaining low inference latency.

D. LLMs for Time-Series Forecasting

LLM-based forecasting is emerging in the time-series domain. Time-LLM [25] reprograms frozen LLMs to accept time-series patches as textual prototypes and demonstrates competitive zero-shot and few-shot performance. Beyond generic forecasting, domain-specific adaptations are appearing: TrafficLLM uses in-context learning for wireless traffic prediction without fine-tuning [26], and ST-LLM frames spatial-temporal traffic tokens with specialized embeddings and partially frozen attention for network traffic forecasting [27]. However, some critical analyses (e.g., Tan et al. [28]) argue that many LLM-based forecasting systems add computational overhead without consistent performance gains over simpler architectures. Recent work, such as TALON [29], attempts to address the inherent modality gap between numeric time-series data and discrete LLM inputs by modeling temporal heterogeneity and enforcing semantic alignment.

These examples illustrate both the promise and challenge of applying LLMs to traffic forecasting, and motivate our choice to use a purpose-designed TSFM that better balances inference efficiency, domain specificity, and forecasting accuracy.

E. Gap in ISP Forecasting

While foundation models have achieved promising results in finance, energy, and transportation [30], their application to Internet traffic remains largely unexplored. [1] identifies generalization and transfer learning as open challenges in network-traffic prediction.

Furthermore, the majority of existing time-series foundation models, such as TimesFM [8], Chronos [9], and TTM [10], are pretrained on large-scale datasets drawn primarily from non-networking domains, including energy consumption, financial transactions, and environmental measurements. Although these datasets enable broad temporal pattern learning, it remains unclear how well such cross-domain representations transfer to Internet traffic, which exhibits distinctive characteristics such as heavy-tailed volume distributions, diurnal periodicity, and abrupt bursts linked to human activity or network events.

This raises two critical questions for the networking community: **(i) can existing foundation models pretrained on heterogeneous but non-network datasets generalize effectively to ISP traffic forecasting, and (ii) is there a need to develop networking-specific foundation models pretrained on large-scale traffic corpora?**

Our study addresses these questions by systematically evaluating TTM on the CESNET-TimeSeries24 benchmark, assessing zero-shot, few-shot, and exogenous-feature settings to determine whether pretrained forecasting models can match or surpass specialized deep-learning baselines while maintaining low computational overhead.

III. METHODOLOGY

This section describes the experimental pipeline used to evaluate TTM-R2 (where R2 denotes the model's release version; TTM is used throughout the paper) for ISP traffic forecasting. As illustrated in Figure 1, the workflow comprises five stages: (1) dataset preprocessing and window generation, (2) model configuration and context-horizon setup, (3) zero-shot and few-shot execution, (4) metric computation across overlapping windows, and (5) efficiency benchmarking on CPU-only mode. This design ensures reproducible, temporally consistent evaluation across both time resolutions and hierarchical aggregation levels.

A. Dataset and Forecasting Targets

We evaluate our models on the CESNET-TimeSeries24 dataset [11], a large-scale real-world ISP telemetry corpus collected from the Czech Education and Scientific Network (CESNET). The dataset spans approximately 40 weeks of traffic monitoring and

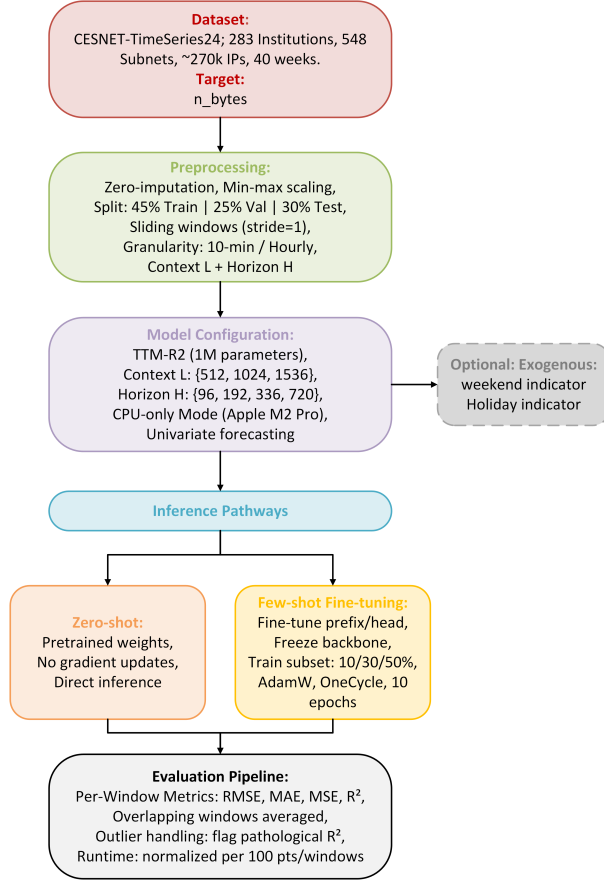


Fig. 1. Overview of the proposed experimental methodology. The CESNET-TimeSeries24 dataset is preprocessed (scaling, windowing, and split into train/val/test). The TTM is used for both zero-shot inference and few-shot fine-tuning. We evaluate multiple context-horizon configurations, cross-level generalization, and the effect of exogenous features, reporting RMSE, MAE, MSE, and R^2 metrics.

contains measurements at three hierarchical aggregation levels:

- Institution level: 283 organizations (universities, research centers, etc.);
- Subnet level: 548 institution subnets;
- IP level: a sampled set of ~270,000 individual IP addresses.

Each record captures multiple traffic attributes including n_flows , $n_packets$, n_bytes , $tcp_udp_ratio_bytes$, and $avg_duration$ etc.. Data are collected at a base granularity of 10 minutes and further aggregated to hourly resolution by temporal averaging, resulting in two temporal granularities:

- 10-minute (10m): ~40,000 samples per series, capturing short-term dynamics and bursty variations;
- Hourly (H): ~6,700 samples per series, emphasizing diurnal and weekly periodicity.

a) *Data characteristics:* Following the dataset’s technical validation [11], CESNET-TimeSeries24 ex-

hibits substantial sparsity, particularly at finer temporal resolutions. At the 10-minute aggregation level, 99.94% of IP-level intervals contain gaps, compared to 99.21% at 1-hour aggregation, primarily due to inactive hosts and periods of network-level silence. At higher aggregation levels, sparsity remains notable: 78% and 86% of intervals are missing for institutions and subnets, respectively, at 10-minute resolution, though hourly aggregation reduces these ratios to 22% and 32%. As expected, coarser temporal averaging mitigates missing intervals but can obscure short-lived anomalies and bursty fluctuations. This pronounced imbalance between active and inactive periods reflects a core characteristic of ISP telemetry, where most endpoints communicate intermittently following diurnal and weekly activity cycles.

b) *Target selection:* Among the available metrics, we focus primarily on n_bytes , representing the total traffic volume per interval. We initially experimented with multiple target attributes and observed consistent performance trends across them. We therefore report n_bytes as the representative target for clarity and comparability. This metric directly reflects bandwidth utilization and network load, making it operationally relevant for applications such as capacity planning, congestion management, and anomaly detection in ISP networks.

B. Train/Val/Test Splits

We adopt a fixed chronological data split per series (no rolling origin, no shuffle) to maintain temporal causality and ensure reproducibility across experiments:

- Train: 45%, Validation: 25%, Test: 30%.

All splits are contiguous and preserve natural time ordering. A time series is excluded if any subset cannot yield at least one valid sliding window of combined length $(L + H)$, where L and H denote the context and prediction horizon, respectively.

C. Preprocessing

We use the `TimeSeriesPreprocessor` with min-max scaling applied independently to each time series. We fill missing values with zeros, which represent zero transmitted traffic (flows, packets, bytes, etc.). No additional interpolation or smoothing is performed beyond this zero-imputation step. Each entity (institution, subnet, or IP) is modeled as an independent univariate time series.

a) *Sliding-window sampling:* Each series is segmented into overlapping samples using a stride of 1, providing exhaustive temporal coverage. For each sample, the first L points form the historical context and the next H points form the prediction target. This dense, stride-1 sampling ensures every possible forecasting situation within each split is evaluated, reducing sampling bias and stabilizing metrics by averaging predictions across overlapping windows.

b) Context–Horizon Pairs: We restrict to model-supported (L, H) pairs (Table I). In the main text we standardize on hourly $H = 96$ and vary L for context sensitivity; for 10-minute we fix $L = 1024$ and vary H for horizon scaling.

TABLE I
SUPPORTED CONTEXT (L) AND HORIZON (H) PAIRS IN TTM.

Context L	Prediction Horizons H
512	{48, 96, 192, 336, 720}
1024	{96, 192, 336, 720}
1536	{96, 192, 336, 720}

D. Model and Protocols

We compared several representative TSFMs, including TimesFM [8], TimeGPT [31], and TTM [10]. TTM was selected for detailed evaluation due to its small model size (1M parameters), fast CPU inference, competitive zero-shot accuracy across public benchmarks, and open availability. The TTM variant used in our experiments strikes an effective balance between efficiency and accuracy, enabling CPU-only inference on commodity hardware while maintaining state-of-the-art forecasting performance, an essential property for scalable ISP deployments.

In our experiments, we evaluate two regimes:

- Zero-shot: direct inference with pretrained weights, without any gradient updates.
- Few-shot: lightweight adaptation, updating prefix/head parameters while freezing the backbone.

E. Few-shot Fine-tuning

Few-shot fine-tuning evaluates whether limited adaptation can enhance task alignment while preserving TTM’s pretrained priors. We simulate data-scarce operational settings typical for newly monitored network segments by fine-tuning only on small fractions (10%, 30%, 50%) of the training windows.

- Optimizer: AdamW, Learning rate (LR) from built-in LR finder.
- Scheduler: OneCycle.
- Epochs: 10 max with early stopping (patience 3).
- Batch sizes: 64.
- Seed: 42.

F. Exogenous Variables

We test with/without exogenous signals (binary weekend and holiday flags). Default is off (univariate).

G. Evaluation

a) Evaluation Metrics: Forecasts are generated for all available test windows, and evaluation metrics (RMSE, MAE, MSE, R^2) are computed per window

and averaged across all windows within each series. This exhaustive averaging approximates a continuous online forecasting process and mitigates stochastic variance due to bursty traffic intervals.

We report RMSE and R^2 in the main text (MAE and MSE are omitted for brevity), as they jointly capture both magnitude error and explained variance, complementary indicators of forecasting accuracy. Timing is normalized per 100 points and per 100 windows:

- Eval time: from HuggingFace Trainer’s `eval_runtime`.
- Train time: from `train_runtime` (few-shot only).

To control for cold-start overhead, the first evaluated series is excluded when aggregating runtime.

b) Outlier Handling: We retain all metrics but flag pathological R^2 (e.g., highly negative values from nearly-constant targets). RMSE/MAE remain valid. For visualization, we use box plots with outliers shown as points.

H. Hardware

All experiments were executed on a single commodity machine, MacBook Pro (Apple M2 Pro, 16 GB RAM) running macOS 14.7.1 (23H222), using CPU-only computation (no GPU or MPS acceleration). This configuration tests the practical deployability of foundation models under computation resource constraints and ensures full reproducibility without distributed or accelerator-specific optimizations.

I. Experiment Matrix

Table I summarizes the corresponding context–horizon configurations used in these experiments. The main paper reports:

- Hourly ($H=96$): context sensitivity ($L \in \{512, 1024, 1536\}$), cross-level robustness (Institutions, Subnets, IP sample), few-shot curves (10%, 30%, 50%), exogenous toggle (on/off).
- 10-minute: horizon scaling ($H \in \{96, 336, 720\}$, $L = 1024$), context sensitivity (L sweep at $H = 336$), exogenous toggle.

IV. RESULTS AND DISCUSSION

A. Effect of Context Length

Figure 2 and Figure 7 (shown in the Appendix) illustrate how varying the context length (L) influences forecasting performance across hourly and 10-minute aggregation levels. As both exhibit similar trends, only the hourly results are discussed here due to space constraints.

For hourly forecasts ($H = 96$), the RMSE remains nearly unchanged as L increases from 512 to 1536,

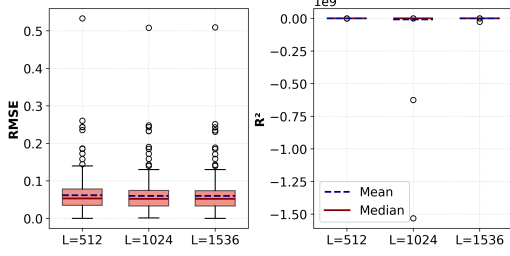


Fig. 2. Hourly: Context sensitivity (Institutions, $H = 96$).

indicating that the model already encodes sufficient temporal memory with moderate context. Similarly, at 10-minute resolution ($H = 336$), longer lookback windows show no consistent improvement in either RMSE or R^2 . These results suggest that TTM’s pretrained temporal representations capture recurring diurnal and weekly cycles even when short historical windows are used. This shows that foundation models learn strong implicit periodic priors during pretraining, reducing dependence on extensive local history.

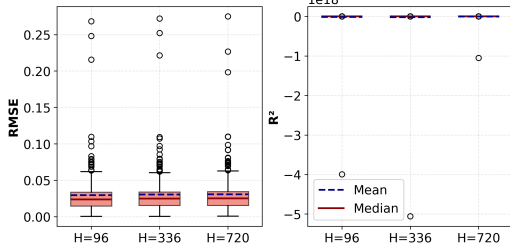


Fig. 3. 10-minute: Horizon scaling ($L = 1024$).

B. Effect of Forecast Horizon

Figure 3 evaluates the effect of extending the prediction horizon (H) from 96 to 720 with a fixed context length ($L = 1024$). Across all horizons, TTM maintains low RMSE and stable R^2 values, demonstrating robust long-term forecasting capability. The modest degradation observed at $H = 720$ reflects expected uncertainty propagation as the forecast extends beyond one day.

In contrast to this stability, the CESNET benchmark by Koumar et al. [11] reported pronounced degradation in traditional deep learning models (GRU, LSTM, CNN) as prediction windows lengthened. They observed that forecasting the immediate next value yielded substantially higher accuracy than multi-step horizons, attributing the degradation to cumulative error. Even the most stable architectures, LSTM and GRU, showed significant performance drops as horizons increased from 1 to 168 hours, emphasizing the difficulty of maintaining consistency over extended prediction intervals.

TTM, however, exhibits robustness across the tested horizons ($H \in \{96, 336, 720\}$) at 10-minute resolution. Figure 3 shows nearly constant RMSE and R^2 across horizons, despite operating in a *zero-shot* configuration without task-specific retraining. This stands in contrast to the fully trained deep learning baselines in [11], which required dataset-specific optimization yet still exhibited rapid error accumulation with longer horizons.

Interestingly, Koumar et al. [11] also noted that longer prediction windows can be operationally advantageous, reducing inference frequency and smoothing transient fluctuations, potentially improving anomaly-detection sensitivity. TTM’s ability to sustain accuracy at large horizons while maintaining sub-0.5 s evaluation time per 100 points directly addresses this need. Unlike traditional models that trade off accuracy for temporal range, TTM provides reliable multi-hour to multi-day forecasts with minimal computational overhead, validating the potential of pretrained foundation models for proactive and scalable ISP traffic management.

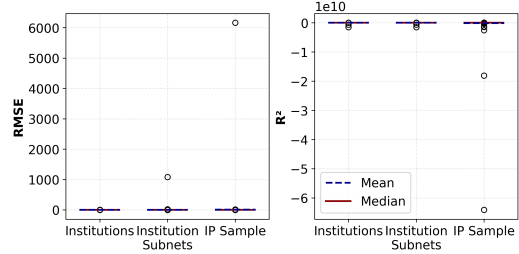


Fig. 4. Hourly: Cross-level generalization (Institutions \rightarrow Subnets/IPs, $L = 1024$, $H = 96$).

C. Cross-Level Generalization

Figure 4 evaluates TTM’s ability to generalize across hierarchical aggregation levels, institutions, subnets, and individual IPs, without retraining. The RMSE and R^2 distributions remain comparable across levels, indicating that TTM effectively captures structural patterns that transfer between spatial granularities. This robustness highlights the model’s potential to serve as a unified forecasting backbone across diverse monitoring scopes.

In the CESNET benchmark, Koumar et al. [11] reported that “the forecasting precision of deep learning models is strongly influenced by the level of aggregation.” They observed that performance was highest at the institution level, lower at the subnet level, and weakest for individual IP addresses, an effect driven by increasing data sparsity and irregularity at finer granularities. Their correlation analysis further revealed a strong negative relationship ($r = -0.69$) between the missing-data ratio and R^2 at the IP level, confirming that fine-grained traffic traces are inherently more volatile and underdetermined.

Our findings with TTM align with this general trend but demonstrate greater resilience. As summarized in Table III (see Appendix), mean R^2 values remain positive and stable for institutions (~ 0.25) and subnets (~ 0.17), while declining at the IP level (~ -1.39) due to extreme sparsity. Unlike the baseline study, which suggested that distinct modeling strategies may be needed at each aggregation level (e.g., recurrent models for institutions, specialized preprocessing for IPs), TTM maintains a single unified architecture across all levels, without any retraining or architectural modification.

This result underscores one of the key advantages of time-series foundation models: a **“train-once, deploy-everywhere”** paradigm, where a single pretrained model can forecast at multiple granularities with minimal degradation. Such cross-level robustness is particularly valuable in ISP environments containing hundreds of thousands of monitored entities, where training and maintaining specialized models per hierarchy would be computationally infeasible. TTM thus provides a scalable and operationally efficient alternative to traditional deep learning pipelines while preserving deployment simplicity.

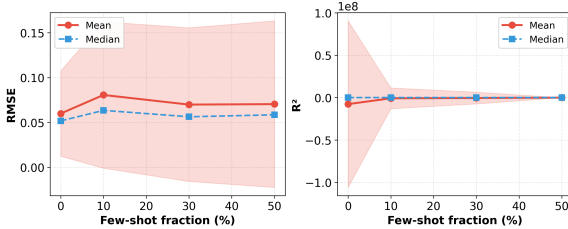


Fig. 5. Hourly: Few-shot learning curve (Institutions, $L = 1024$, $H = 96$). Mean and median RMSE/ R^2 shown across 10%, 30%, and 50% fine-tuning fractions.

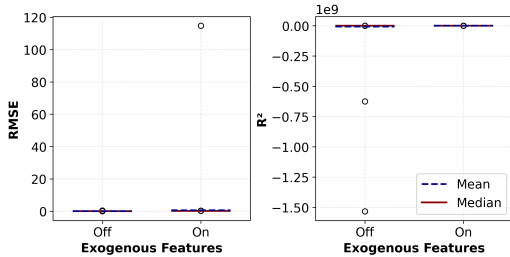


Fig. 6. Hourly: Exogenous feature toggle (Institutions, $L = 1024$, $H = 96$).

D. Few-Shot Adaptation and Exogenous Variables

We further assess TTM’s adaptability through two complementary experiments: few-shot fine-tuning and exogenous-variable augmentation.

Figure 5 shows that as the fraction of fine-tuning data increases from 10% to 50% ($L = 1024$, $H = 96$), RMSE

improves modestly (from ~ 0.075 to ~ 0.070), while R^2 remains largely stable. This indicates that limited adaptation can refine magnitude estimation but does not substantially alter the model’s overall calibration, consistent with strong pretrained temporal priors.

In contrast, Figure 6 compares runs with and without auxiliary weekend and holiday indicators. The inclusion of these exogenous features yields negligible performance gains, suggesting that TTM already encodes robust periodic representations directly from intrinsic temporal patterns.

Together, these results highlight TTM’s robustness and practicality: minimal fine-tuning or auxiliary data are needed for accurate forecasting, simplifying deployment in real-world ISP settings where labeled data and external context are often limited.

E. Deployability and Efficiency

Computational efficiency is a key requirement for operational ISP deployment. Unlike conventional deep learning models that rely on GPUs and extensive retraining, TTM delivers strong forecasting accuracy entirely on CPU hardware with minimal overhead. All experiments were executed on a MacBook Pro (M2 Pro, 16 GB RAM, CPU-only). Table II summarizes inference and training costs across configurations. For hourly forecasting at the institutional level ($L = 1024$, $H = 96$), TTM achieves 0.044 s per 100 points ($\sim 2,200$ samples/s). Efficiency remains stable across context lengths ($L = 512$ – 1536) with only a 0.006 s difference.

Inference cost varies modestly by aggregation level, 0.044 s for institutions, 0.052 s for subnets, and 0.096 s (± 0.028) for IPs, reflecting data sparsity. Even at the IP level, throughput exceeds 1,000 samples/s, sufficient for large-scale monitoring.

At 10-minute resolution, evaluation time decreases from 0.376 s ($H = 96$) to 0.292 s ($H = 720$) as longer horizons amortize encoding cost across more outputs. Throughput consistently exceeds 260 samples/s, enabling near-real-time forecasting.

Few-shot adaptation adds roughly a 10 \times overhead (0.445 s vs. 0.044 s) and 4–5.5 s training time. Zero-shot performance therefore provides a practical default for large ISP workloads.

Compared with deep-learning baselines from the CES-NET benchmark [11], TTM is 1.5 \times faster than the best GRU-FCN model (0.044 s vs. 0.065 s) and matches subnet-level latency (0.052 s). Models such as GRU, LSTM, and InceptionTime required 0.08–0.15 s, while ResNet and RCLSTM exceeded 0.3 s. Crucially, TTM achieves this performance in zero-shot mode without task-specific training, demonstrating that foundation models can deliver both computational efficiency and operational simplicity.

TABLE II
INFERENCE AND TRAINING EFFICIENCY ACROSS EXPERIMENTAL CONFIGURATIONS (CPU-ONLY, APPLE M2 PRO, 16GB RAM). ALL VALUES REPORTED AS MEAN \pm STANDARD DEVIATION. TRAINING TIME ONLY APPLICABLE TO FEW-SHOT EXPERIMENTS.

Configuration	Eval Time per 100 pts (s)	Eval Time per 100 win (s)	Throughput (samples/s)	Train Time per 100 pts (s)
<i>Context Length Sensitivity (Hourly, Institutions, H=96)</i>				
L=512	0.040 \pm 0.002	0.042 \pm 0.002	2366 \pm 113	—
L=1024	0.044 \pm 0.003	0.046 \pm 0.003	2191 \pm 131	—
L=1536	0.046 \pm 0.004	0.049 \pm 0.004	2065 \pm 152	—
<i>Cross-Level Generalization (Hourly, L=1024, H=96)</i>				
Institutions	0.044 \pm 0.003	0.046 \pm 0.003	2191 \pm 131	—
Subnets	0.052 \pm 0.006	0.054 \pm 0.006	1856 \pm 189	—
IP Sample	0.096 \pm 0.028	0.101 \pm 0.030	1081 \pm 337	—
<i>Horizon Scaling (10-minute, Institutions, L=1024)</i>				
H=96	0.376 \pm 0.042	0.379 \pm 0.042	268 \pm 37	—
H=336	0.317 \pm 0.027	0.326 \pm 0.028	310 \pm 36	—
H=720	0.292 \pm 0.033	0.310 \pm 0.035	328 \pm 51	—
<i>Few-Shot Fine-Tuning (Hourly, Institutions, L=1024, H=96)</i>				
10% data	0.442 \pm 0.009	0.464 \pm 0.010	216 \pm 4	4.21 \pm 1.28
30% data	0.448 \pm 0.014	0.470 \pm 0.015	213 \pm 6	5.28 \pm 1.09
50% data	0.445 \pm 0.012	0.467 \pm 0.012	214 \pm 5	5.48 \pm 0.91

F. Quantitative Summary

Table III (see Appendix) reports the aggregated metrics (mean \pm std across all evaluated series). TTM maintains consistent accuracy across context lengths and horizons, with RMSE around 0.025–0.056 and stable inference times (Table II) even on CPU-only mode. R^2 remains positive for institutional and subnet levels, with degradation at the IP level due to flat or zero-variance series. These results confirm the model’s robustness and computational efficiency across traffic hierarchies.

G. Limitations and Future Work

Despite encouraging results, several limitations remain.

First, this study focuses on univariate forecasting of n_bytes , which, while operationally meaningful, does not capture cross-metric dependencies such as the joint dynamics between *flows*, *packets*, and *duration*. Extending TTM evaluation to multivariate forecasting will clarify whether pretrained models can internalize network-level correlations.

Second, the CESNET-TimeSeries24 dataset lacks labeled anomalies, constraining evaluation to forecasting rather than detection. Future work can explore using prediction residuals as unsupervised anomaly indicators and testing the same model on labeled intrusion datasets.

Third, while this work evaluated traditional few-shot fine-tuning, recent advances such as Google’s TimesFM demonstrate that in-context few-shot learning [32], conditioning the model on example sequences at inference time, can achieve performance comparable to fine-tuning without any gradient updates. Although TTM’s mixer-based architecture does not natively support in-context

adaptation, exploring analogous strategies (e.g., contextual embedding prompts or dynamic temporal adapters) may yield similar benefits.

V. CONCLUSION

We presented a systematic evaluation of TTM for ISP traffic forecasting on the CESNET-TimeSeries24 dataset. Across temporal resolutions, horizons, and aggregation levels, TTM delivers robust *zero-shot* performance with low RMSE and stable R^2 , while running efficiently on CPU-only hardware (e.g., ≈ 0.04 – 0.05 s per 100 points at hourly resolution and ≈ 0.29 – 0.38 s per 100 points at 10-minute resolution). Accuracy is largely insensitive to context length, and the model generalizes from institutions to subnets; performance naturally degrades at the IP level due to sparsity and intermittency.

Importantly, few-shot fine-tuning (10–50% of train windows) did not materially improve accuracy under our settings: mean RMSE changed only marginally, median RMSE/ R^2 were effectively unchanged, and the procedure incurred additional cost (about $10\times$ higher per-100-point runtime during fine-tuning and ~ 4 – 6 s per 100 points of train time). These results suggest that zero-shot TTM is already competitive for ISP forecasting.

APPENDIX A ADDITIONAL RESULTS

This appendix provides supplementary figures and tables supporting the main analysis.

TABLE III
FORECASTING ACCURACY SUMMARY ACROSS ALL EXPERIMENTAL CONFIGURATIONS. VALUES REPORTED AS MEAN \pm STANDARD DEVIATION AFTER REMOVING TOP/BOTTOM 5% OUTLIERS.

Experiment	Context L	Horizon H	Few-shot %	RMSE	R ²
<i>Context Length Sensitivity (Hourly, Institutions)</i>					
Hourly L=512	512	96	0	0.0566 \pm 0.0269	0.2127 \pm 0.1388
Hourly L=1024	1024	96	0	0.0551 \pm 0.0263	0.2460 \pm 0.1571
Hourly L=1536	1536	96	0	0.0551 \pm 0.0265	0.2498 \pm 0.1576
<i>Cross-Level Generalization (Hourly, L=1024, H=96)</i>					
Cross: Institutions	1024	96	0	0.0551 \pm 0.0263	0.2460 \pm 0.1571
Cross: Subnets	1024	96	0	0.0541 \pm 0.0365	0.1685 \pm 0.1672
Cross: IPs	1024	96	0	0.0317 \pm 0.0262	-1.3872 \pm 8.6764
<i>Horizon Scaling (10-minute, Institutions, L=1024)</i>					
10-min H=96	1024	96	0	0.0259 \pm 0.0142	0.0975 \pm 0.0982
10-min H=336	1024	336	0	0.0268 \pm 0.0144	0.0654 \pm 0.0725
10-min H=720	1024	720	0	0.0271 \pm 0.0146	0.0456 \pm 0.0638
<i>Few-Shot Learning (Hourly, Institutions, L=1024, H=96)</i>					
Few-shot: 0% (zero-shot)	1024	96	0	0.0551 \pm 0.0263	0.2460 \pm 0.1571
Few-shot: 10%	1024	96	10	0.0718 \pm 0.0380	-0.2170 \pm 0.3600
Few-shot: 30%	1024	96	30	0.0605 \pm 0.0299	0.1196 \pm 0.1847
Few-shot: 50%	1024	96	50	0.0622 \pm 0.0263	0.1936 \pm 0.1503

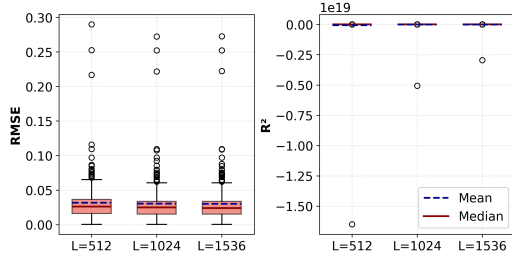


Fig. 7. 10-minute: Context sensitivity (Institutions, $H = 336$).

REFERENCES

- [1] G. O. Ferreira, C. Ravazzi, F. Dabbene, G. C. Calafiore, and M. Fiore, "Forecasting network traffic: A survey and tutorial with open-source comparative evaluation," *IEEE Access*, vol. 11, pp. 6018–6044, 2023.
- [2] G. E. Box, G. M. Jenkins, G. C. Reinsel, and G. M. Ljung, *Time series analysis: forecasting and control*. John Wiley & Sons, 2015.
- [3] M. Zhang, "Time series: Autoregressive models ar, ma, arma, arima," *University of Pittsburgh*, 2018.
- [4] P. R. Winters, "Forecasting sales by exponentially weighted moving averages," *Management science*, vol. 6, no. 3, pp. 324–342, 1960.
- [5] S. Hochreiter and J. Schmidhuber, "Long short-term memory," *Neural computation*, vol. 9, no. 8, pp. 1735–1780, 1997.
- [6] A. Zeng, M. Chen, L. Zhang, and Q. Xu, "Are transformers effective for time series forecasting?" in *Proceedings of the AAAI conference on artificial intelligence*, vol. 37, no. 9, 2023, pp. 11 121–11 128.
- [7] B. Lim and S. Zohren, "Time-series forecasting with deep learning: a survey," *Philosophical Transactions of the Royal Society A*, vol. 379, no. 2194, p. 20200209, 2021.
- [8] A. Das, W. Kong, R. Sen, and Y. Zhou, "A decoder-only foundation model for time-series forecasting," in *Forty-first International Conference on Machine Learning*, 2024.
- [9] A. F. Ansari, L. Stella, C. Turkmen, X. Zhang, P. Mercado, H. Shen, O. Shchur, S. S. Rangapuram, S. P. Arango, S. Kapoor *et al.*, "Chronos: Learning the language of time series," *arXiv preprint arXiv:2403.07815*, 2024.
- [10] V. Ekambaram, A. Jati, P. Dayama, S. Mukherjee, N. Nguyen, W. M. Gifford, C. Reddy, and J. Kalagnanam, "Tiny time mixers (ttms): Fast pre-trained models for enhanced zero/few-shot forecasting of multivariate time series," *Advances in Neural Information Processing Systems*, vol. 37, pp. 74 147–74 181, 2024.
- [11] J. Koumar, K. Hynek, T. Čejka, and P. Šiška, "Cesnet-timeseries24: Time series dataset for network traffic anomaly detection and forecasting," *Scientific Data*, vol. 12, no. 1, p. 338, 2025.
- [12] J. Koumar, T. Smoleň, K. Jeřábek, and T. Čejka, "Comparative analysis of deep learning models for real-world isp network traffic forecasting," *arXiv preprint arXiv:2503.17410*, 2025.
- [13] P. Hendikawati *et al.*, "A survey of time series forecasting from stochastic method to soft computing," in *Journal of Physics: Conference Series*, vol. 1613, no. 1. IOP Publishing, 2020, p. 012019.
- [14] G. Zhang, B. E. Patuwo, and M. Y. Hu, "Forecasting with artificial neural networks:: The state of the art," *International journal of forecasting*, vol. 14, no. 1, pp. 35–62, 1998.
- [15] G. P. Zhang, "Time series forecasting using a hybrid arima and neural network model," *Neurocomputing*, vol. 50, pp. 159–175, 2003.
- [16] M. Khashei and M. Bijari, "A novel hybridization of artificial neural networks and arima models for time series forecasting," *Applied soft computing*, vol. 11, no. 2, pp. 2664–2675, 2011.
- [17] Z. Wu, S. Pan, G. Long, J. Jiang, and C. Zhang, "Graph wavenet for deep spatial-temporal graph modeling," *arXiv preprint arXiv:1906.00121*, 2019.
- [18] Y. Peng, Y. Guo, R. Hao, and C. Xu, "Network traffic prediction with attention-based spatial-temporal graph network," *Computer Networks*, vol. 243, p. 110296, 2024.
- [19] O. Aouedi, V. A. Le, K. Piamrat, and Y. Ji, "Deep learning on network traffic prediction: Recent advances, analysis, and future directions," *ACM Computing Surveys*, vol. 57, no. 6, pp. 1–37, 2025.
- [20] P. Ouyang, D. Chen, T. Yang, S. Feng, Z. Jin, and M. Xu, "Faf: A feature-adaptive framework for few-shot time series forecasting," *arXiv preprint arXiv:2506.19567*, 2025.
- [21] K. K. Bhaumik, M. Kim, F. F. Niloy, A. A. Ali, and S. S. Woo, "Ssm: Few-shot traffic forecasting with single source meta-

- transfer,” in *International Conference on Pattern Recognition*. Springer, 2025, pp. 46–61.
- [22] H. Chai, S. Zhang, X. Qi, B. Qiu, and Y. Li, “Uomo: A universal model of mobile traffic forecasting for wireless network optimization,” in *Proceedings of the 31st ACM SIGKDD Conference on Knowledge Discovery and Data Mining V. 2*, 2025, pp. 4308–4319.
 - [23] Y. Sheng, J. Wang, X. Zhou, L. Liang, H. Ye, S. Jin, and G. Y. Li, “A wireless foundation model for multi-task prediction,” *arXiv preprint arXiv:2507.05938*, 2025.
 - [24] N. Wehner, P. Casas, K. Dietz, S. Geißler, T. Hoßfeld, and M. Seufert, “Exploring the application of time series foundation models to network monitoring tasks,” *Computer Networks*, p. 111395, 2025.
 - [25] M. Jin, S. Wang, L. Ma, Z. Chu, J. Y. Zhang, X. Shi, P.-Y. Chen, Y. Liang, Y.-F. Li, S. Pan *et al.*, “Time-llm: Time series forecasting by reprogramming large language models,” *arXiv preprint arXiv:2310.01728*, 2023.
 - [26] C. Hu, H. Zhou, D. Wu, X. Chen, J. Yan, and X. Liu, “Self-refined generative foundation models for wireless traffic prediction,” *arXiv preprint arXiv:2408.10390*, 2024.
 - [27] C. Liu, S. Yang, Q. Xu, Z. Li, C. Long, Z. Li, and R. Zhao, “Spatial-temporal large language model for traffic prediction,” in *2024 25th IEEE International Conference on Mobile Data Management (MDM)*. IEEE, 2024, pp. 31–40.
 - [28] M. Tan, M. Merrill, V. Gupta, T. Althoff, and T. Hartvigsen, “Are language models actually useful for time series forecasting?” *Advances in Neural Information Processing Systems*, vol. 37, pp. 60 162–60 191, 2024.
 - [29] Y. Sun, E. Eldele, Z. Xie, Y. Wang, W. Niu, Q. Hu, C. K. Kwok, and M. Wu, “Adapting llms to time series forecasting via temporal heterogeneity modeling and semantic alignment,” *arXiv preprint arXiv:2508.07195*, 2025.
 - [30] X. Fu, M. Hirano, and K. Imajo, “Financial fine-tuning a large time series model,” in *2025 IEEE Symposium on Computational Intelligence for Financial Engineering and Economics (CiFer)*. IEEE, 2025, pp. 1–9.
 - [31] A. Garza, C. Challu, and M. Mergenthaler-Canseco, “Timegpt-1,” *arXiv preprint arXiv:2310.03589*, 2023.
 - [32] A. Das, M. Faw, R. Sen, and Y. Zhou, “In-context fine-tuning for time-series foundation models,” *arXiv preprint arXiv:2410.24087*, 2024.