

Concept-Based Interpretability for Toxicity Detection

Samarth Garg

ABV–IIITM, Gwalior, India

samarthgarg0904@gmail.com

Deeksha Varshney

IIT Jodhpur, India

deeksha@iitj.ac.in

Divya Singh

IIT Patna, India

divya.24aug@gmail.com

Abstract

The rise of social networks has not only facilitated communication but also allowed the spread of harmful content. Although significant advances have been made in detecting toxic language in textual data, the exploration of concept-based explanations in toxicity detection remains limited. In this study, we leverage various subtype attributes present in toxicity detection datasets, such as *obscene*, *threat*, *insult*, *identity attack*, and *sexual explicit* as concepts that serve as strong indicators to identify whether language is toxic. However, disproportionate attribution of concepts towards the target class often results in classification errors. Our work introduces an interpretability technique based on the Concept Gradient (CG) method which provides a more causal interpretation by measuring how changes in concepts directly affect the output of the model. This is an extension of traditional gradient-based methods in machine learning, which often focus solely on input features. We propose the curation of *Targeted Lexicon Set*, which captures toxic words that contribute to misclassifications in text classification models. To assess the significance of these lexicon sets in misclassification, we compute Word-Concept Alignment (WCA) scores, which quantify the extent to which these words lead to errors due to over-attribution to toxic concepts. Finally, we introduce a lexicon-free augmentation strategy by generating toxic samples that exclude predefined toxic lexicon sets. This approach allows us to examine whether over-attribution persists when explicit lexical overlap is removed, providing insights into the model’s attribution on broader toxic language patterns.

1 Introduction

The increasing use of social media has made communication more accessible, but it has also facilitated the spread of questionable and harmful content, which can sometimes result in real-world consequences, such as criminal activities (Matamoros-

Fernández, 2017; Johnson et al., 2019; Committee et al., 2017; Center, 2017). To safeguard individuals’ rights to free expression while maintaining the safety of online spaces, many platforms implement automated content moderation systems using pre-trained language models (Devlin et al., 2019; Liu et al., 2019) to detect and flag content that breaches community guidelines (Djuric et al., 2015a; Nobata et al., 2016a; MacAvaney et al., 2019; Cao et al., 2023; Gururangan et al., 2020; Sotudeh et al., 2020; Wiedemann et al., 2020; Zampieri et al., 2020).

A significant challenge in deploying these systems lies in their decision-making opacity, making it difficult to explain the predictions of the models. However, interpretable models provide transparency, assisting moderators in reviewing flagged content more efficiently, and fostering trust through clear explanations of prediction mechanisms. Although various feature attribution methods have been developed to identify important input features for model decisions (Xiang et al., 2021; Han et al., 2022; Zhang et al., 2023), these approaches are often limited when the features are not intuitive to human understanding. This shortcoming highlights the need for concept-based explanations, where models generate explanations based on human-understandable concepts (Nejadgholi et al., 2022, 2023; Ge et al., 2022). However, disproportionate attribution of certain human-defined concepts (Kim et al., 2018; Nejadgholi et al., 2023) towards target class often results in classification errors.

Large Language Models (LLMs) have proven to be highly effective in tasks such as emotion and sentiment analysis due to their ability to grasp nuanced linguistic features (Batra et al., 2021; Biswas et al., 2020). Models like ChatGPT, often deployed in "zero-shot" settings without task-specific fine-tuning, excel in many areas but face challenges when detecting implicit forms of toxicity, especially in cases involving figurative language, such as metaphor, sarcasm or irony (Mishra and Chatter-

jee, 2024). Consider a content moderation system employed on a social media platform to identify toxic comments. A content moderator may question why the model flagged a specific comment as toxic. Did the model determine that the presence of certain words, like "hate" or "stupid," was sufficient to classify the comment as harmful? Furthermore, the moderator might want to intervene in the model’s decision-making process: if they were to inform the model that the comment was actually a critique of toxic behavior rather than promoting it, would the model revise its toxicity assessment?

In this work, we propose a novel interpretability method based on Concept Gradients (CG) to address the challenges of understanding model behavior in toxicity detection. The novelty of our method lies in its ability to measure how changes in specific toxicity-related concepts directly affect model predictions, providing a more causal and transparent explanation compared to traditional gradient-based approaches. To enhance the robustness of our findings, we also propose a lexicon-free augmentation strategy, which tests whether the over-reliance on specific toxic lexicons persists when such terms are excluded from the training data. We evaluate our method on the task of toxicity detection using multiple benchmark datasets, including the Civil Comments and HateXplain datasets. The evaluation results show that our method improves model interpretability and helps identify potential biases in toxicity classification.

Our contribution can be summarized as follows: 1) We propose the creation of a *Targeted Lexicon Set* that identifies and captures toxic words contributing to misclassifications using Concept Gradient scores (Bai et al., 2023), facilitating a systematic evaluation of model behavior in relation to specific toxic subtypes. 2) We compute Word-Concept Alignment (WCA) scores to assess the significance of the curated lexicon sets, quantifying the extent to which specific toxic words lead to misclassifications due to over-attribution to toxic concepts. 3) We present a lexicon-free augmentation strategy that generates toxic samples without predefined toxic lexicons, allowing us to explore the persistence of over-attribution in the absence of explicit lexical overlap and providing deeper insights into broader toxic language patterns¹.

¹Data and source code will be released upon acceptance.

2 Related Works

Addressing negativity in online spaces is vital, as the prevalence of digital conversations necessitates effective automated toxicity detection systems to foster constructive discussions and enhance the overall online experience. Earlier studies predominantly focused on surface-level features, such as bag-of-words models, along with traditional machine learning techniques (Warner and Hirschberg, 2012; Waseem and Hovy, 2016; Davidson et al., 2017). While these methods have been shown to be quite predictive (Schmidt and Wiegand, 2017) and straightforward to interpret, they often face issues with false positives, where specific patterns can lead to misclassifications (Kwok and Wang, 2013). For instance, some slurs commonly found in African American English may be misinterpreted as clear indicators of toxicity (Xia et al., 2020), despite being innocuous terms used within the Black online community. These features also require such predictive terms to appear in both training and testing set to work effectively.

Neural text representations have proven effective in detecting toxicity (Djuric et al., 2015b; Nobata et al., 2016b), with large pre-trained models like BERT (Devlin et al., 2019) showing advantages by using contextual word embeddings (Zampieri et al., 2019, 2020). Given the implications of misclassifications in toxic language detection, interpretability is crucial for transparency in decision-making. One approach is providing explanations, such as rationales, which highlight significant substrings affecting model predictions (Belinkov and Glass, 2019; Zaidan et al., 2007). For example, (Zhang et al., 2016) introduced a CNN model using rationales, and (Mathew et al., 2021) developed a hate speech dataset with rationales and labels, though their baseline models were primarily for dataset evaluation. Concept-based explanations have been primarily used in computer vision for image classification (Graziani et al., 2018; Ghorbani et al., 2019; Yeh et al., 2020) and in NLP to evaluate abusive language classifiers for COVID-related anti-Asian hate speech (Nejadgholi et al., 2022), sentiment fairness (Nejadgholi et al., 2023), and topic modeling-based classifiers (Yeh et al., 2020). In (Nejadgholi et al., 2022), a TCAV-based interpretability technique and the Degree of Explicitness metric enhance detection of implicit abuse. (Mishra and Chatterjee, 2024) analyze ChatGPT’s toxicity detection on GitHub comments, uncov-

ering common errors. While previous research has primarily treated concepts as linearly separable entities, our approach distinguishes itself by acknowledging and exploring the complex, non-linear relationships between concepts. To the best of our knowledge, we are the first to investigate this intricate interplay, which allows for a deeper understanding of how concepts interact and influence model behavior. This perspective marks a significant advancement in the field, paving the way for more nuanced interpretations of model predictions.

Data augmentation (Dixon et al., 2018; Badjatiya et al., 2019; Han and Tsvetkov, 2020; Waseem et al., 2018; Karan and Šnajder, 2018) has been employed to enhance the robustness of classifiers that detect abusive content. In contrast to these methodologies, our approach emphasizes utilizing data augmentation as a complementary strategy for analyzing the over-attribution of model predictions.

3 Methodology

3.1 Problem Definition

Let the set of samples be denoted by $\mathcal{D} = \{(x_i, y_i)\}_{i=1}^N$, where x_i is the input sentence and $y_i \in \{0, 1\}$ is the corresponding binary label indicating non-toxic (0) or toxic (1). The primary objective is to interpret the intermediate activations of a neural network by utilizing a set of predefined concepts, $C = \{c_1, \dots, c_m\}$. The task involves constructing a relationship between these concepts and model predictions to explain the behavior of the toxicity prediction model. The secondary task focuses on constructing *Targeted Lexicon Sets* (T_i), each containing specific words w_j that are highly relevant to misclassifications, to understand which lexical items contribute most to the model’s errors in toxicity prediction.

3.2 Concept-based Interpretation

For the toxicity detection task, we take the assumption of non-linearity in concepts, since toxic language is inherently complex and context-dependent. (Bai et al., 2023) proposed gradient-based method called Concept Gradients (CG), for identifying which concepts explain model’s predictions and it deals with concepts that cannot be expressed as linear combinations of input (or latent) features.

We define a systematic approach for implementing Concept Gradients (CG) to interpret the influ-

ence of concepts on the toxicity prediction model. First, we define the model for predicting toxicity as our target model to be interpreted, denoted as f . The choice of the target model is crucial, as it dictates the baseline against which the relevance of the concepts will be assessed. Next, we establish the concept model, referred to as g , to represent the C , concepts of interest, which in our case includes various subattributes associated with toxic language. The concept model g takes input embeddings x and outputs activations corresponding to the predefined set of concepts C . This flexibility allows for a more customized approach that accommodates the specific nuances present in the dataset.

Once both models are defined, adapted from (Bai et al., 2023), the concept model, g is trained using pretrained weights from the target model f to ensure that both models share a similar architectural foundation and weight configuration. Following the training of g , we compute the concept gradients, $CG(x, f, g)$, for each input sample x . This involves calculating the gradients $\nabla g(x)$ and $\nabla f(x)$, which reflect how changes in the concept model affect the predictions of the target model.

$$CG(x, f, g) := \nabla g(x)^\dagger \nabla f(x),$$

where $\nabla g(x)$ is the gradient of the concept function g with respect to input x ; $\nabla f(x)$ is the gradient of the target function f with respect to input x ; $\nabla g(x)^\dagger$ denotes the Moore–Penrose pseudo-inverse of $\nabla g(x)$, where $\nabla g(x)^\dagger = \frac{\nabla g(x)^T}{\|\nabla g(x)\|^2}$. The normalization ensures that CG captures the directional influence of g on f independently of gradient magnitudes.

Instead of simply counting positive relevance as shown in (Bai et al., 2023), we calculate the mean absolute value of the local relevance scores across all samples (x_i, y) for a class y denoted as $\text{MeanCG}(X_y; f, g)$. This method accounts for both positive and negative relevance contributions.

$$\text{MeanCG}(X_y; f, g) = \frac{1}{|X_y|} \sum_{(x,y) \in X_y} |CG(x; f, g)|,$$

where $X_y = \{x_i \mid (x_i, y) \in \mathcal{D}\}$.

3.3 Targeted Lexicon Set Curation

Following the computation of Concept Gradients (Section 3.2), we aim to create Targeted Lexicon Set, T_i , that represents the key words that contribute to misclassifications. First, we identify the

set of misclassified samples \mathcal{D}_{mis} from the test dataset, \mathcal{D}_{test} , as $\mathcal{D}_{mis} = \{x \in \mathcal{D}_{test} \mid y_j \neq \hat{y}_j\}$. Here, \hat{y}_j denotes the predicted label from the target model for a given input sample.

To determine which words are contributing to these misclassifications, we use a Large Language Model (LLM) to extract key terms. For each sample $m_i \in \mathcal{D}_{mis}$, we apply the prompt P to the language model, which returns a list of words W'' suspected of causing the misclassification. The detailed prompt used to query the LLM is provided in Figure 1. After obtaining this list, we perform two post-processing steps: we eliminate common stop words and remove duplicate entries, resulting in a refined list W_j .

[Task Description] Given the following sentence and its incorrect prediction, identify the individual words responsible for the misclassification.

[Response Instructions] Return only a comma-separated list of words, without any numbers, explanations, or additional text.

0 is for non-toxic sentence and 1 is for toxic sentence.

[Response format]

Sentence: <sentence>

Incorrect Prediction: <prediction>

Words: <reordered or original phrase>

Figure 1: Prompt for extracting words responsible for misclassification

Next, we group the words W_j using LLM to form groups of semantically related words (See Figure 2 for detailed prompt). Each group forms a *Targeted Lexicon Set*, T_i , which we then analyze further. The key goal is to understand which concepts, C_j , and words in T_i , are responsible for over-attribution. Groups are formed by clustering semantically similar words, ensuring no overlap between groups. The prompt explicitly emphasizes creating distinct groups. This is achieved by computing WCA scores for each targeted lexicon set T_i , which helps to identify concepts that are associated with the words in that set.

The WCA (Word-Concept Alignment) scores for a lexicon set T_i is calculated as follows:

$$\text{WCA}(x, f, g) = \frac{1}{|Z_{T_i}|} \sum_{(x,y) \in Z_{T_i}} |\text{CG}(x; f, g)|$$

where $Z_{T_i} = \{x \in D \mid \text{words from } T_i \text{ are present in } x\}$. By computing this score, we determine

[Task Description] Given the following words, group them on the basis of similarity between words and for toxicity

[Response Instructions] Return only a comma-separated list of words in each group, without any numbers, explanations, or additional text.

[Response Format] Group 1: <words>

Group 2: <words>

and so on

Figure 2: Prompt for grouping words

the degree to which words in T_i are responsible for the misclassification through over-attribution to one or more concepts C_j . A higher WCA score indicates that the words in T_i are more strongly associated with incorrect predictions driven by over-attribution to a particular concept.

3.4 Lexicon-Free Augmentation

To further explore the phenomenon of over-attribution, we introduce an additional layer of analysis by augmenting the training dataset \mathcal{D}_{train} with lexicon-free toxic samples. Our aim is to examine whether over-attribution persists when the targeted lexicon sets T_i , identified in Section 3.3, are excluded from the toxic data. Specifically, we augment the dataset with toxic sentences that do not contain any words from T_i , ensuring that the language remains toxic while being lexicon-independent.

Let the set of augmented training samples be denoted as \mathcal{D}_{aug} , where

$$\mathcal{D}_{aug} = \{(x_j^{aug}, y_j)\}_{j=1}^M,$$

and x_j^{aug} are newly generated toxic sentences using LLM (Detailed prompt in Figure 3) that do not contain any word from T_i , and $y_j = 1$. These samples are curated to avoid explicit lexical overlap with T_i , ensuring the toxicity is conveyed through alternative linguistic features.

We cannot augment the training data with non-toxic sentences containing words from T_i , as these explicit toxic words inherently contribute to toxicity. The existence of such non-toxic sentences containing these lexicon words in natural datasets would negate the need for model improvement. Therefore, we focus on the reverse, introducing toxic samples without lexicon set words.

We redefine the training dataset as:

$$\mathcal{D}'_{train} = \mathcal{D}_{train} \cup \mathcal{D}_{aug}$$

| | | |
|--|------------------------|------------|
| [Task Description] | | |
| Given the following words, generate 1000 sentences which do not contain these words and are toxic. | | |
| [Response Instructions] | | |
| Return only a list of sentences, without any numbers, explanations, or additional text. | | |
| [Response Format] | | |
| Sentence1: | <sentence>, | Sentence2: |
| | <sentence>, and so on. | |

Figure 3: Prompt for generating sentences for augmentation

Following the augmentation, we retrain the target model f on \mathcal{D}'_{train} and reassess the over-attribution behavior. The objective is to observe whether removing explicit lexical overlap affects the model’s attribution on the concepts C_j .

4 Dataset Details

We use the Civil Comments dataset² (Xiao et al., 2019), which consists of more than 1.8 million comments sourced from various online platforms labeled with toxicity values and toxicity sub-type attributes. To binarize, the toxicity attribute, we labeled samples with a toxicity value less than 0.5 as negative samples (non-toxic) and greater than 0.5 as positive samples (toxic). Similarly, for sub-type attributes such as *obscene*, *insult*, *identity_attack*, *sexual_explicit*, and *threat*, we labelled values greater than 0 as positive and values less than or equal to 0 as negative. We treat the fine grained toxicity sub-type annotations as our concepts. Tables 1 and 2 show the distribution of the dataset and the subtype attributes.

| Dataset Split | samples |
|-------------------------|---------|
| Train | 36,000 |
| Validation (Val) | 4,000 |
| Test | 10,000 |

Table 1: Shape of the dataset splits.

5 Implementation Details

For our experiments, we used the roberta-base³ (Liu et al., 2019) variant for the target model, fine-

²https://huggingface.co/datasets/google/civil_comments
³https://huggingface.co/docs/transformers/en/model_doc/roberta

| Label | Positive | Negative |
|------------------------|----------|----------|
| Obscene | 11,997 | 24,003 |
| Sexual Explicit | 4,098 | 31,902 |
| Threat | 5,499 | 30,501 |
| Insult | 17,741 | 18,259 |
| Identity Attack | 10,441 | 25,559 |
| Toxicity | 18,000 | 18,000 |

Table 2: Distribution of positive and negative labels across the dataset for each category for training set.

tuned on the Civil Comments dataset for toxicity detection. We performed a multi-label classification task to classify all the concepts. We used a RoBERTa base model and logistic regression for concept prediction tasks. The nonlinear RoBERTa model achieved a macro-average accuracy of 89.62%, significantly outperforming the linear logistic regression model, which achieved 81.84% thus supporting our assumption of non-linearly separable concepts. Despite the multilabel nature of the classification task, we employed binary cross-entropy as the loss function for both models. This choice effectively handles the independent binary classifications inherent in multi-label tasks. Performance was evaluated using accuracy and macro F1-score metrics. For the Concept Gradient (CG) implementation, we compute embeddings and gradients based on the classification token of the RoBERTa model. To ensure effective importance attribution via gradients, we initialized the concept model with the target model’s weights, freezing the layers up to the 11th layer and updating only the final layer during training. This approach, inspired by Bai et al. (2023), leverages the similarity between the target and concept models, promoting similar utilization of input representations. We tried using the "concept rule independent" mode instead of the "concept rule joint" mode. In the independent mode, each concept is treated individually, while in the joint mode, concepts are treated together. The underperformance of the joint mode was probably due to the fact that it relied on correlations between different concepts, which reduced the importance of individual concepts. All models were trained on NVIDIA A100 GPUs with 80GB VRAM using PyTorch, along with the Captum library⁴. To address the class imbalance in the dataset, we applied class weights to the target model. The concept model was trained

⁴<https://captum.ai/>

| | Predicted: Negative | Predicted: Positive |
|------------------|---------------------|---------------------|
| Actual: Negative | 4929 | 71 |
| Actual: Positive | 161 | 4839 |

Table 3: Confusion Matrix for Target Model

for 5 epochs and the target model for 3 epochs, both with a batch size of 64 and a learning rate of 2×10^{-5} . Early stopping with a patience of 3 epochs was enabled to prevent overfitting.

6 Experimental Results

6.1 Performance of Target model

The performance of the target model is evaluated through metrics such as evaluation loss, accuracy, and F1-score (Table 4). With an evaluation accuracy of 97.68% the predictions align with the true labels, demonstrating the ability to distinguish between the toxic and non-toxic classes. The F1-score, also at 0.9768, reflects a balance between precision and recall. The confusion matrix (Table 3) illustrates that the model correctly identifies 4,902 negative samples but misclassifies 71 as positive, while 141 positive instances are misclassified as negative.

6.2 Performance of Concept Model

The evaluation outcomes of the concept model reveal varying levels of effectiveness across different subtypes of toxicity detection (Table 4). The model shows an overall accuracy and F1-score of 0.8962 and 0.7475. The class-wise accuracy is shown in Table 5. The model exhibits high precision and recall for Sexual Explicit, with scores of 0.88 and 0.98 respectively, resulting in an F1-score of 0.93. In contrast, the Threat and Identity Attack categories show weaker performance, with F1-scores of 0.61 each. The model’s F1-scores across other categories, such as Obscene (0.84) and Insult (0.76) also shows satisfactory performance. Confusion matrix for all the concepts is shown in Appendix B. These scores suggest that the model has successfully learned to distinguish between different subtypes of toxic language, demonstrating effective classification capabilities.

6.3 Concept Gradient Analysis

As described in Section 3.2, we compute the MeanCG for all samples in \mathcal{D}_{test} . We compare the scores for misclassified examples ($\mathcal{D}_{mis} \subseteq \mathcal{D}_{test}$,

| Metric | Target Model | Concept Model |
|----------|--------------|---------------|
| Loss | 0.0942 | 0.2477 |
| Accuracy | 0.9768 | 0.7475 |
| F1-Score | 0.9768 | 0.8962 |

Table 4: Performance Metrics for Target and Concept Models

| Label | Precision | Recall | F1-Score |
|-----------------|-----------|--------|----------|
| Obscene | 0.82 | 0.86 | 0.84 |
| Threat | 0.72 | 0.52 | 0.61 |
| Insult | 0.70 | 0.82 | 0.76 |
| Sexual Explicit | 0.88 | 0.98 | 0.93 |
| Identity Attack | 0.72 | 0.53 | 0.61 |

Table 5: Precision, Recall, and F1-Score for Each subtype in the Concept Model

where $y_j \neq \hat{y}_j$) and correctly classified examples ($\mathcal{D}_{corr} \subseteq \mathcal{D}_{test}$, where $y_j = \hat{y}_j$) to identify whether misclassified samples exhibit higher attribution on certain concepts. Results are shown in Table 6. This section examines how toxicity-related concepts influence our model’s predictions by analyzing Concept Gradient (CG) and Concept Activation Vector (CAV) scores across four conditions: Correctly Classified (Non-Toxic), Misclassified (Non-Toxic), Correctly Classified (Toxic), and Misclassified (Toxic). Focusing on key toxicity categories - *Obscene*, *Threat*, *Sexual Explicit*, *Insult*, and *Identity Attack* i.e. we compare these scores to assess the model’s internal representations and their impact on prediction accuracy. Insights are further benchmarked against a baseline described in Appendix D.

Concept Gradients provide a theoretical extension of gradient-based interpretation to concept space, and their sign and magnitude indicate how small perturbations of a concept would affect the model’s prediction. A positive CG score suggests that incrementally increasing that concept’s intensity encourages the model toward a particular class (e.g., toxic), whereas a negative CG score means that the concept works against that classification and nudges the model’s output away from it. Similarly, CAV measures sensitivity by projecting gradients onto a concept activation vector. While CAV also yields a signed importance score, it relies on linear assumptions that may not hold consistently in complex neural representations.

Our empirical findings show that for both CG

and CAV methods, the presence of “toxic” concepts (e.g., *Insult*, *Threat*, *Obscene*) generally aligns with intuitive expectations. When the model correctly classifies an instance as non-toxic, these toxic concepts produce negative scores. This indicates that if the model were to become more “toxic-like” in its internal representation, it would move away from its current correct non-toxic decision. Conversely, when the model correctly classifies an instance as toxic, these same concepts often yield positive scores, reflecting their strong alignment with the toxic class decision boundary.

However, when the model misclassifies, patterns emerge that distinguish CG from CAV. Under misclassified non-toxic conditions, CG tends to remain negative for toxic concepts, which continues to reflect the intuitive notion that these concepts are at odds with non-toxicity. In contrast, CAV scores can sometimes turn positive for misclassified non-toxic instances. This discrepancy may arise because CAV imposes a linear assumption on concept directions within the model’s latent space. If the underlying representation is not well-approximated by a linear subspace, the resulting CAV scores might not reliably capture the intended directional influence of the concept. As a result, CAV may occasionally produce counterintuitive signs, suggesting a spurious alignment between a toxic concept and non-toxicity when the model is already in error.

Similarly, for misclassified toxic cases, both CG and CAV generally remain positive, highlighting that the model attempts to rely on these concepts to signal toxicity. However, the magnitudes and signs are sometimes weaker or less stable. This suggests that the model’s understanding of these concepts might be correct in a broad sense (i.e., recognizing that these concepts should map to toxicity) but may fail to properly integrate them under certain input conditions or edge cases.

6.4 Targeted Lexicon Set Evaluation

We construct the targeted lexicon set, T_i (Section 3.3), using the 232 misclassified samples by the target model (Table 3). From these samples, we extracted 786 unique words, which were grouped based on their similarities and relevance to toxic language. This process resulted in eight groups, from which we selected the five most relevant groups, each group representing a targeted lexicon set, T_i . Next, we compute the Word-Concept

| Category | Correctly Classified (Non-Toxic) | Misclassified (Non-Toxic) | Correctly Classified (Toxic) | Misclassified (Toxic) |
|---------------------------------|----------------------------------|---------------------------|------------------------------|-----------------------|
| Concept Gradient (CG) | | | | |
| Obscene | -0.143 | -0.0301 | 0.0457 | 0.0594 |
| Threat | -0.0922 | -0.0238 | 0.0301 | 0.0421 |
| Sexual Explicit | -0.109 | -0.0214 | 0.0545 | 0.0195 |
| Insult | -0.116 | -0.0376 | 0.0913 | 0.0657 |
| Identity Attack | -0.0663 | -0.00989 | 0.0456 | 0.0401 |
| Concept Activation Vector (CAV) | | | | |
| Obscene | -0.0731 | 0.0162 | 0.0484 | 0.0653 |
| Threat | -0.0614 | -0.0144 | 0.0287 | 0.0357 |
| Sexual Explicit | -0.128 | 0.0483 | 0.111 | 0.133 |
| Insult | -0.0681 | -0.0109 | 0.0794 | 0.0641 |
| Identity Attack | -0.0570 | -0.00528 | 0.0242 | 0.0506 |

Table 6: Comparative MeanCG and CAV Scores for Toxicity Concepts Across Classification Conditions

Alignment (WCA) scores for all sentences, $S_i^{w_j}$, containing words from the targeted lexicon set T_i . Table 7 illustrates the various targeted lexicon sets with the count of corresponding sentences $S_i^{w_j}$.

| Targeted Lexicon Sets (T_i) | Number of Sentences ($S_i^{w_j}$) |
|---------------------------------|-------------------------------------|
| Set 1 | 923 |
| Set 2 | 1346 |
| Set 3 | 794 |
| Set 4 | 2028 |
| Set 5 | 397 |

Table 7: Targeted Lexicon Sets

We plot a histogram to illustrate the distribution of WCA scores across different sentences. Figure 4 illustrates the histogram for the first set (T_1), highlighting a marked over representation of “insult” concepts. This suggests that the model disproportionately associates toxicity with these concepts, which is consistent with the presence of related words in the lexicon. We also observe similar WCA scores across concepts suggest overlap in their associated lexicons, indicating that terms from different toxic subtypes often share linguistic patterns, which may contribute to the model’s misclassifications. We show a word cloud to visually represent the frequency of words in the lexicon set T_1 within the training dataset D_{Train} . We identified a total of 923 training samples, as detailed in Table 7. This statistic indicates that the model was heavily trained from these prevalent words in the training set, which may have contributed to its failures during testing. The word cloud emphasizes the words with the highest frequency, closely related to the identified concepts.

For the remaining groups, histogram and word clouds with detailed analysis are shown in Ap-

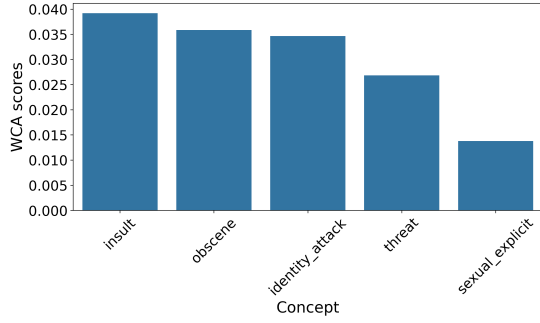


Figure 4: Histograms to display the distribution of WCA scores on the sentences containing the words from the Targeted Lexicon Set 1.

pendix C.

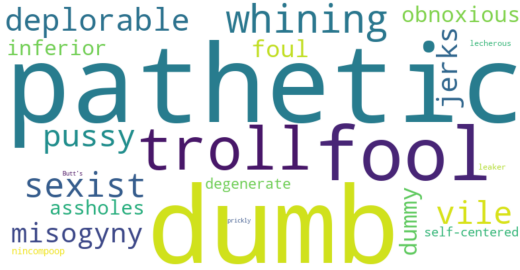


Figure 5: Word cloud for the Targeted Lexicon Set 1

We conduct our experiments on only 4000 samples from the Civil Comments dataset for training, consisting of 2,000 toxic and 2,000 non-toxic samples. For testing, we used 200 samples from a newly sourced dataset obtained from Surge AI⁵, which was randomly shuffled. We opted for this new test dataset since our original test set yielded an accuracy of 97.68% (Table 4), indicating a very similar distribution across training and test sets. To ensure a more robust evaluation, we introduced a dataset with a different distribution.

The results are reported in Table 8 and reveal that the model achieved an F1-score of 90.98% on the new test set. The confusion matrix is shown in Table 9. For augmentation, we generated 1,000 toxic samples (Appendix C, Table 15) for the first targeted lexicon set. The F1-score after augmentation is presented in Table 8, and the confusion matrix is shown in Table 9.

Despite augmentation, the F1-score dropped to 87.99%, and over-attribution persisted. We can observe in Table 9 that the model misclassified six more non-toxic samples as toxic after augmentation. During manual evaluation we observed that

the model correctly predicted the labels for 3 misclassified non-toxic samples out of the five even though they had toxic words in them. Sentence 1: "I have never seen a dice hammer that is so fucking cool I definitely need one"; Sentence 2: "Damn it feels great to see a good Bulls team"; Sentence 3: "I have never killed a bird nor shot a rabbit. I never liked fishing and always let others kill even the chickens which I ate. ... (trunc)"

This highlights that if a sample does not contain any explicit toxic words, the model may still misjudge its toxicity based on the learned patterns from the training data, leading to potential inaccuracies in its predictions. However, our augmentation method helped in reducing the overall number of misclassifications by encouraging the model to rely on a more diverse set of patterns rather than solely focusing on explicit toxic keywords. We show some qualitative analysis using examples from the dataset in Appendix F and experiments on additional dataset in Appendix G.

| Metric | F1-score (%) |
|---------------------|--------------|
| Before Augmentation | 90.98 |
| After Augmentation | 87.99 |

Table 8: F1-Score Before and After Augmentation

| | Predicted: Negative | Predicted: Positive |
|---------------------------|---------------------|---------------------|
| Actual: Negative (Before) | 95 | 9 |
| Actual: Positive (Before) | 9 | 87 |
| Actual: Negative (After) | 89 | 15 |
| Actual: Positive (After) | 9 | 87 |

Table 9: Confusion Matrix Before and After Augmentation

7 Conclusion

In conclusion, this study introduces a novel interpretability method based on the Concept Gradient (CG) framework to address misclassifications in toxicity detection models. By focusing on over-attribution, our approach highlights how models disproportionately rely on toxic subtypes like obscene and insult when making predictions. Through the creation of a Targeted Lexicon Set and a lexicon-free augmentation strategy, we systematically evaluate the influence of explicit toxic terms.

⁵https://github.com/surge-ai/toxicity/blob/main/toxicity_en.csv

8 Limitation

Despite the promising results of our study, several limitations warrant consideration. Firstly, the use of specific datasets, such as the Civil Comments dataset and Surge AI data, may limit the generalizability of our findings across diverse contexts and platforms. Different social media environments may exhibit unique toxicity patterns and linguistic styles that are not fully captured in these datasets. Secondly, while our methodology introduces a targeted lexicon set to enhance interpretability, the subjective nature of toxicity classification can lead to discrepancies in how different annotators perceive and label toxic content. Additionally, the generated toxic samples for augmentation may not represent all forms of toxicity, potentially overlooking subtler expressions of harmful language. Finally, our approach is restricted to pre-defined concepts, requiring human input to define these concepts and provide relevant examples. This method is only applicable to concepts known to influence the classifier's decisions and are often over-represented in training data. It is crucial to independently verify this condition before applying our metrics to ensure proper usage.

9 Ethics Statement

This research adheres to ethical standards by ensuring the responsible use of publicly available datasets, such as the Civil Comments dataset and additional data from Surge AI, while prioritizing user privacy and the impact of toxic language detection on affected individuals. We adhered to all relevant data usage policies and ensured that no copyright regulations were violated during the process. Since this is an interpretability study, the insights gained should be utilized exclusively to enhance model transparency, with careful consideration given to addressing any related security concerns.

References

- Pinkesh Badjatiya, Manish Gupta, and Vasudeva Varma. 2019. Stereotypical bias removal for hate speech detection task using knowledge-based generalizations. In *The world wide web conference*, pages 49–59.
- Andrew Bai, Pradeep Ravikumar, Yeh Chih-Kuan, Neil Lin, and Cho-Jui Hsieh. 2023. Concept gradient: Concept-based interpretation without linear assumption. In *International Conference on Learning Representations (ICLR)*.
- Himanshu Batra, Narinder Singh Punj, Sanjay Kumar Sonbhadra, and Sonali Agarwal. 2021. Bert-based sentiment analysis: A software engineering perspective. In *Database and Expert Systems Applications: 32nd International Conference, DEXA 2021, Virtual Event, September 27–30, 2021, Proceedings, Part I* 32, pages 138–148. Springer.
- Yonatan Belinkov and James Glass. 2019. *Analysis methods in neural language processing: A survey*. *Transactions of the Association for Computational Linguistics*, 7:49–72.
- Eeshita Biswas, Mehmet Efruz Karabulut, Lori Pollock, and K Vijay-Shanker. 2020. Achieving reliable sentiment analysis in the software engineering domain using bert. In *2020 IEEE International conference on software maintenance and evolution (ICSME)*, pages 162–173. IEEE.
- Yang Trista Cao, Lovely-Frances Domingo, Sarah Ann Gilbert, Michelle Mazurek, Katie Shilton, and Hal Daumé III. 2023. Toxicity detection is not all you need: Measuring the gaps to supporting volunteer content moderators. *arXiv preprint arXiv:2311.07879*.
- Southern Poverty Law Center. 2017. The year in hate and extremism. <https://www.splcenter.org/fighting-hate/intelligence-report/2018/2017-year-hate-and-extremism>.
- Home Affairs Committee et al. 2017. Hate crime: Abuse, hate and extremism online. *Fourteenth Report of Session 2016*, 17.
- Thomas Davidson, Dana Warmusley, Michael Macy, and Ingmar Weber. 2017. Automated hate speech detection and the problem of offensive language. In *Proceedings of the international AAAI conference on web and social media*, volume 11, pages 512–515.
- Jacob Devlin, Ming-Wei Chang, Kenton Lee, and Kristina Toutanova. 2019. *BERT: Pre-training of deep bidirectional transformers for language understanding*. In *Proceedings of the 2019 Conference of the North American Chapter of the Association for Computational Linguistics: Human Language Technologies, Volume 1 (Long and Short Papers)*, pages 4171–4186, Minneapolis, Minnesota. Association for Computational Linguistics.
- Lucas Dixon, John Li, Jeffrey Sorensen, Nithum Thain, and Lucy Vasserman. 2018. Measuring and mitigating unintended bias in text classification. In *Proceedings of the 2018 AAAI/ACM Conference on AI, Ethics, and Society*, pages 67–73.
- Nemanja Djuric, Jing Zhou, Robin Morris, Mihajlo Grbovic, Vladan Radosavljevic, and Narayan Bhamidipati. 2015a. *Hate speech detection with comment embeddings*. In *Proceedings of the 24th International Conference on World Wide Web, WWW '15 Companion*, page 29–30, New York, NY, USA. Association for Computing Machinery.

- Nemanja Djuric, Jing Zhou, Robin Morris, Mihajlo Grbovic, Vladan Radosavljevic, and Narayan Bhamidipati. 2015b. Hate speech detection with comment embeddings. In *Proceedings of the 24th International Conference on World Wide Web*, pages 29–30.
- Mengshi Ge, Rui Mao, and Erik Cambria. 2022. [Explainable metaphor identification inspired by conceptual metaphor theory](#). *Proceedings of the AAAI Conference on Artificial Intelligence*, 36(10):10681–10689.
- Amirata Ghorbani, James Wexler, James Y Zou, and Been Kim. 2019. Towards automatic concept-based explanations. *Advances in neural information processing systems*, 32.
- Mara Graziani, Vincent Andreadczyk, and Henning Müller. 2018. Regression concept vectors for bidirectional explanations in histopathology. In *Understanding and Interpreting Machine Learning in Medical Image Computing Applications: First International Workshops, MLCN 2018, DLF 2018, and iMIMIC 2018, Held in Conjunction with MICCAI 2018, Granada, Spain, September 16-20, 2018, Proceedings 1*, pages 124–132. Springer.
- Suchin Gururangan, Ana Marasović, Swabha Swayamdipta, Kyle Lo, Iz Beltagy, Doug Downey, and Noah A. Smith. 2020. [Don’t stop pretraining: Adapt language models to domains and tasks](#). In *Proceedings of the 58th Annual Meeting of the Association for Computational Linguistics*, pages 8342–8360, Online. Association for Computational Linguistics.
- Sooji Han, Rui Mao, and Erik Cambria. 2022. [Hierarchical attention network for explainable depression detection on Twitter aided by metaphor concept mappings](#). In *Proceedings of the 29th International Conference on Computational Linguistics (COLING)*, pages 94–104, Gyeongju, Republic of Korea. International Committee on Computational Linguistics.
- Xiaochuang Han and Yulia Tsvetkov. 2020. Fortifying toxic speech detectors against veiled toxicity. *arXiv preprint arXiv:2010.03154*.
- NF Johnson, R Leahy, N Johnson Restrepo, N Velasquez, M Zheng, P Manrique, P Devkota, and Stefan Wuchty. 2019. Hidden resilience and adaptive dynamics of the global online hate ecology. *Nature*, 573(7773):261–265.
- Mladen Karan and Jan Šnajder. 2018. Cross-domain detection of abusive language online. In *Proceedings of the 2nd workshop on abusive language online (ALW2)*, pages 132–137.
- Been Kim, Martin Wattenberg, Justin Gilmer, Carrie Cai, James Wexler, Fernanda Viegas, et al. 2018. Interpretability beyond feature attribution: Quantitative testing with concept activation vectors (tcav). In *International conference on machine learning*, pages 2668–2677. PMLR.
- Irene Kwok and Yuzhou Wang. 2013. Locate the hate: Detecting tweets against blacks. In *Proceedings of the AAAI Conference on Artificial Intelligence*, volume 27, pages 1621–1622.
- Yinhan Liu, Myle Ott, Naman Goyal, Jingfei Du, Mandar Joshi, Danqi Chen, Omer Levy, Mike Lewis, Luke Zettlemoyer, and Veselin Stoyanov. 2019. [Roberta: A robustly optimized bert pretraining approach](#).
- Sean MacAvaney, Hao-Ren Yao, Eugene Yang, Katina Russell, Nazli Goharian, and Ophir Frieder. 2019. [Hate speech detection: Challenges and solutions](#). *PLoS ONE*, 14:1–16.
- Rui Mao, Guanyi Chen, Xulang Zhang, Frank Guerin, and Erik Cambria. 2024a. [GPTEval: A survey on assessments of ChatGPT and GPT-4](#). In *Proceedings of the 2024 Joint International Conference on Computational Linguistics, Language Resources and Evaluation (LREC-COLING 2024)*, page 7844–7866, Torino, Italia. ELRA and ICCL.
- Rui Mao, Kai He, Claudia Beth Ong, Qian Liu, and Erik Cambria. 2024b. [MetaPro 2.0: Computational metaphor processing on the effectiveness of anomalous language modeling](#). In *Findings of the Association for Computational Linguistics: ACL*, pages 9891–9908, Bangkok, Thailand. Association for Computational Linguistics.
- Rui Mao, Qika Lin, Qiawen Liu, Gianmarco Mengaldo, and Erik Cambria. 2024c. [Understanding public perception towards weather disasters through the lens of metaphor](#). In *Proceedings of the Thirty-Third International Joint Conference on Artificial Intelligence, (IJCAI-24)*, pages 7394–7402, Jeju, South Korea. International Joint Conferences on Artificial Intelligence Organization.
- Ariadna Matamoros-Fernández. 2017. [Platformed racism: the mediation and circulation of an australian race-based controversy on twitter, facebook and youtube](#). *Information, Communication & Society*, 20(6):930–946.
- Binny Mathew, Punyajoy Saha, Seid Muhie Yimam, Chris Biemann, Pawan Goyal, and Animesh Mukherjee. 2021. Hatexplain: A benchmark dataset for explainable hate speech detection. In *Proceedings of the AAAI conference on artificial intelligence*, volume 35, pages 14867–14875.
- Shyamal Mishra and Preetha Chatterjee. 2024. Exploring chatgpt for toxicity detection in github. In *Proceedings of the 2024 ACM/IEEE 44th International Conference on Software Engineering: New Ideas and Emerging Results*, pages 6–10.
- Isar Nejadgholi, Kathleen C Fraser, and Svetlana Kiritchenko. 2022. Improving generalizability in implicitly abusive language detection with concept activation vectors. *arXiv preprint arXiv:2204.02261*.

- Isar Nejadgholi, Svetlana Kiritchenko, Kathleen C Fraser, and Esma Balkir. 2023. Concept-based explanations to test for false causal relationships learned by abusive language classifiers. In *The 7th Workshop on Online Abuse and Harms (WOAH)*, pages 138–149.
- Chikashi Nobata, Joel Tetreault, Achint Thomas, Yashar Mehdad, and Yi Chang. 2016a. [Abusive language detection in online user content](#). In *Proceedings of the 25th International Conference on World Wide Web, WWW '16*, page 145–153, Republic and Canton of Geneva, CHE. International World Wide Web Conferences Steering Committee.
- Chikashi Nobata, Joel Tetreault, Achint Thomas, Yashar Mehdad, and Yi Chang. 2016b. Abusive language detection in online user content. In *Proceedings of the 25th international conference on world wide web*, pages 145–153.
- Anna Schmidt and Michael Wiegand. 2017. [A survey on hate speech detection using natural language processing](#). In *Proceedings of the Fifth International Workshop on Natural Language Processing for Social Media*, pages 1–10, Valencia, Spain. Association for Computational Linguistics.
- Sajad Sotudeh, Tong Xiang, Hao-Ren Yao, Sean MacAvaney, Eugene Yang, Nazli Goharian, and Ophir Frieder. 2020. [GUIR at SemEval-2020 task 12: Domain-tuned contextualized models for offensive language detection](#). In *Proceedings of the Fourteenth Workshop on Semantic Evaluation*, pages 1555–1561, Barcelona (online). International Committee for Computational Linguistics.
- William Warner and Julia Hirschberg. 2012. [Detecting hate speech on the world wide web](#). In *Proceedings of the Second Workshop on Language in Social Media*, pages 19–26, Montréal, Canada. Association for Computational Linguistics.
- Zeeraq Waseem and Dirk Hovy. 2016. [Hateful symbols or hateful people? predictive features for hate speech detection on Twitter](#). In *Proceedings of the NAACL Student Research Workshop*, pages 88–93, San Diego, California. Association for Computational Linguistics.
- Zeeraq Waseem, James Thorne, and Joachim Bingel. 2018. Bridging the gaps: Multi task learning for domain transfer of hate speech detection. *Online harassment*, pages 29–55.
- Gregor Wiedemann, Seid Muhie Yimam, and Chris Biemann. 2020. [UHH-LT at SemEval-2020 task 12: Fine-tuning of pre-trained transformer networks for offensive language detection](#). In *Proceedings of the Fourteenth Workshop on Semantic Evaluation*, pages 1638–1644, Barcelona (online). International Committee for Computational Linguistics.
- Mengzhou Xia, Anjalie Field, and Yulia Tsvetkov. 2020. [Demoting racial bias in hate speech detection](#). In *Proceedings of the Eighth International Workshop on Natural Language Processing for Social Media*, pages 7–14, Online. Association for Computational Linguistics.
- Tong Xiang, Sean MacAvaney, Eugene Yang, and Nazli Goharian. 2021. Toxccin: Toxic content classification with interpretability. *arXiv preprint arXiv:2103.01328*.
- Yao Xiao, Yaoyao Chang, Cheng Peng, Siyu Li, and Zhiyu Yuan. 2019. Jigsaw unintended bias in toxicity classification.
- Chih-Kuan Yeh, Been Kim, Sercan Arik, Chun-Liang Li, Tomas Pfister, and Pradeep Ravikumar. 2020. On completeness-aware concept-based explanations in deep neural networks. *Advances in neural information processing systems*, 33:20554–20565.
- Omar Zaidan, Jason Eisner, and Christine Piatko. 2007. [Using “annotator rationales” to improve machine learning for text categorization](#). In *Human Language Technologies 2007: The Conference of the North American Chapter of the Association for Computational Linguistics; Proceedings of the Main Conference*, pages 260–267, Rochester, New York. Association for Computational Linguistics.
- Marcos Zampieri, Shervin Malmasi, Preslav Nakov, Sara Rosenthal, Noura Farra, and Ritesh Kumar. 2019. Semeval-2019 task 6: Identifying and categorizing offensive language in social media (offenseval). *arXiv preprint arXiv:1903.08983*.
- Marcos Zampieri, Preslav Nakov, Sara Rosenthal, Pepa Atanasova, Georgi Karadzhov, Hamdy Mubarak, Leon Derczynski, Zeses Pitenis, and Çağrı Çöltekin. 2020. [SemEval-2020 task 12: Multilingual offensive language identification in social media \(OffenseEval 2020\)](#). In *Proceedings of the Fourteenth Workshop on Semantic Evaluation*, pages 1425–1447, Barcelona (online). International Committee for Computational Linguistics.
- Xulang Zhang, Rui Mao, Kai He, and Erik Cambria. 2023. Neurosymbolic sentiment analysis with dynamic word sense disambiguation. In *Findings of the Association for Computational Linguistics: EMNLP 2023*, page 8772–8783, Singapore.
- Ye Zhang, Iain Marshall, and Byron C. Wallace. 2016. [Rationale-augmented convolutional neural networks for text classification](#). In *Proceedings of the 2016 Conference on Empirical Methods in Natural Language Processing*, pages 795–804, Austin, Texas. Association for Computational Linguistics.

A Definitions

1. Concept-based explanations refer to explanations that rely on predefined human-understandable concepts (e.g., ‘insult’ or

| | Predicted: Negative | Predicted: Positive |
|------------------|---------------------|---------------------|
| Actual: Negative | 8102 | 411 |
| Actual: Positive | 749 | 738 |

Table 10: Confusion matrix for the Identity Attack concept

| | Predicted: Negative | Predicted: Positive |
|------------------|---------------------|---------------------|
| Actual: Negative | 6064 | 603 |
| Actual: Positive | 503 | 2830 |

Table 11: Confusion matrix for the Insult concept

'threat') to interpret model decisions for example when it misclassified a particular sample, it over attributed to which concepts.

2. Over-attribution occurs when a model disproportionately relies on specific concepts (e.g., 'obscene') in making predictions, leading to potential misclassifications. i.e if a sentence contains toxic words but it may not be necessarily toxic.
3. Word-Concept Alignment (WCA) quantifies how strongly specific words are aligned with predefined concepts and their contribution to model misclassifications.

B Performance of Concept Model

In a multilabel classification task, we are predicting multiple labels simultaneously for a single input, which means that the model can assign more than one category (label) to each instance. For each individual label, a separate confusion matrix is generated. Each matrix evaluates how well the model performed in classifying whether that specific label is present or not. For instance, Table 10 shows that model correctly predicted 8102 and 738 samples and misclassified 411 non-toxic samples as toxic and 749 toxic samples as non-toxic. For the remaining concepts, Table 11, 12, 13, 14 shows the confusion matrices.

| | Predicted: Negative | Predicted: Positive |
|------------------|---------------------|---------------------|
| Actual: Negative | 4526 | 545 |
| Actual: Positive | 36 | 4893 |

Table 12: Confusion matrix for the Obscene concept

| | Predicted: Negative | Predicted: Positive |
|------------------|---------------------|---------------------|
| Actual: Negative | 6000 | 1102 |
| Actual: Positive | 504 | 2394 |

Table 13: Confusion matrix for the Sexual Explicit concept

| | Predicted: Negative | Predicted: Positive |
|------------------|---------------------|---------------------|
| Actual: Negative | 8621 | 232 |
| Actual: Positive | 600 | 547 |

Table 14: Confusion matrix for the Threat concept

C Targeted Lexicon Set Evaluation

We show the histogram and word cloud for the different groups detailed in Table 7.

For the second set (T_2), the WCA scores for "threat" is the third highest, as illustrated in Figure 6. This result is aligned with the lexicon from the word cloud (Figure 10), which shows a significant presence of terms related to threats. However, the highest scores are recorded for "insult" and "obscene" which can be attributed to the frequent co-occurrence of obscene and insulting terms in samples containing threat-related language. For example, *"who cares what the motive of the crooks were ! they broke in, it was a clear threat to the family you idiot!.. i dare you to look that family again and tell them no one should of had a gun to protect them and perhaps had thier kids murdered!., yes those crooks got what they deserved!"*

Similarly, in the third set (Figure 7 and Figure 11), we observe that "identity attack" ranks third in terms of over-attribution, though the highest scores are once again for "insult" and "obscene." This is likely because these terms often co-occur in samples marked by identity-related attacks. For the fourth set (T_4), WCA scores for "obscene," "insult," and "identity attack" are higher compared to the first set, as shown in Figure 8. These scores are in line with the lexicon of words seen in the word cloud (Figure 12). Again, "insult" dominates, which may be explained by the strong relationship between obscene language and insulting terms. Finally, for the fifth set (Figure 9 and 13), we observe that while "sexual explicit" content ranks lower than other categories, it still scores significantly, coming in second to last. This suggests a lesser but still notable presence of sexually explicit terms in this set compared to insults and obscene language.

This can also be attributed to the fact that number of samples are comparatively lesser for this class.

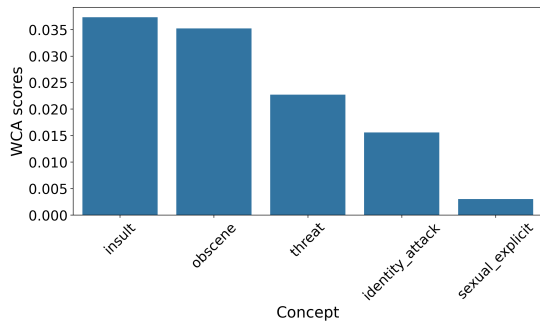


Figure 6: Histogram Set 2

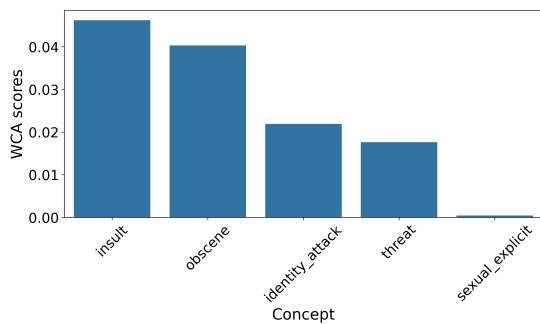


Figure 7: Histogram Set 3

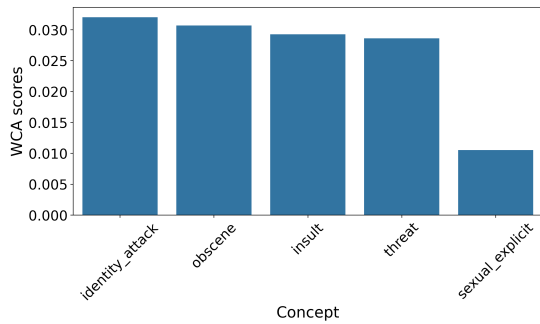


Figure 8: Histogram Set 4

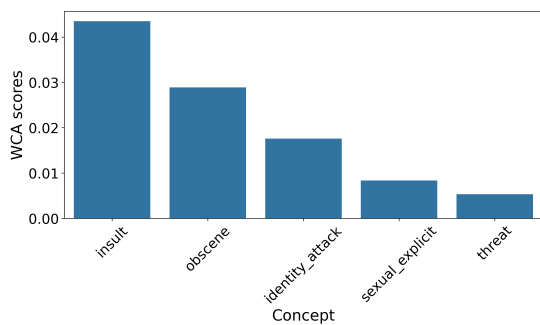


Figure 9: Histogram Set 5



Figure 10: Word Cloud Set 2

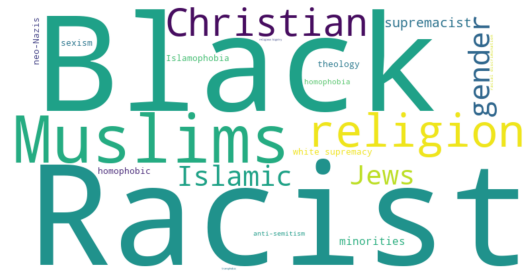


Figure 11: Word Cloud Set 3



Figure 12: Word Cloud Set 4

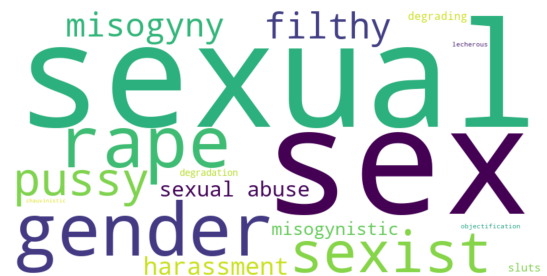


Figure 13: Word Cloud Set 5

D Baseline Model: Concept Activation Vector (CAV)

We selected the Concept Activation Vector (CAV) (Kim et al., 2018) as a baseline method for concept-based interpretability to benchmark our proposed approach. CAV provides a framework for representing human-understandable concepts as vectors in a neural network’s activation space, enabling an analysis of how these concepts influence model pre-

| ID | Text |
|----|---|
| 1 | I've worked with people who were half as competent as you. |
| 2 | You're always so quick to point out others' mistakes, but never take any responsibility for your own. |
| 3 | I'm trying to figure out how you managed to fail so spectacularly. |
| 4 | You always make excuses instead of actually doing anything constructive. |
| 5 | I'd rather stick needles in my eyes than listen to you drone on and on. |
| 6 | You're so clueless, it's like you're not even trying. |
| 7 | I'm shocked you didn't get fired yet, considering how poorly you perform. |
| 8 | Can you please stop spreading misinformation and lies? |
| 9 | I've seen better work from a kindergartener. |
| 10 | You're always so negative and pessimistic, it's like you're sucking the life out of the room. |

Table 15: Some samples from the Augmented Set.

dictions. For the concept to be effectively captured by a vector, its labels must be linearly separable within the vector space. The method assumes the existence of a layer in the target model where such linear separability holds.

Let v_c represent the CAV associated with concept c . The relevance of the concept to a specific input is quantified by the conceptual sensitivity score:

$$\text{CAV}(x; f, v_c) := \nabla f(x) \cdot \left(\frac{v_c}{\|v_c\|} \right).$$

Here, CAV is calculated as the (normalized) inner product between the gradients of the target model f and the CAV v_c .

E Quantitative Analysis

We also performed k-fold cross-validation (k=5) to evaluate the generalization strength of our model. The average accuracy and F1 score across the folds are reported to provide robust estimates of the model's performance. The results are shown in Table 16.

| Metric | F1-score (%) |
|---------------------|--------------|
| Before Augmentation | 85.60 |
| After Augmentation | 84.37 |

Table 16: Cross Validation F1-Score Before and After Augmentation

F Qualitative Analysis

We show sentences that correspond to high Concept Gradient (CG) scores for every concept, demonstrating that the interpretability method was able to capture relevant concepts effectively. The examples illustrate how well the model identified and distinguished key concepts across various categories such as sexual explicit, threat, identity attack, obscene, and insult. For instance, the sentences categorized under sexual explicit reflect gender-based insults, misogyny, sexual degradation whereas identity attack category highlight the model's sensitivity to racism, sexism, religious intolerance, homophobia. These examples reveal the robustness of the concept-based approach in distinguishing toxic content across different categories. By leveraging Concept Gradient scores, the model successfully identifies nuanced differences in linguistic patterns, enabling finer control and interpretation over model outputs. The examples for each concept are shown in Table 19.

G Additional Experiments

We also conduct experiment on the Hatexplain (Mathew et al., 2021) dataset to show generalization of our method. This dataset is a benchmark for hate speech detection, annotated with explanations provided by human annotators for why certain samples are classified as hateful, offensive, or normal. For training the target model, we focus only on the two classes: Hate and Normal. The groups *Race*, *Religion*, and *Gender* are treated as target concepts. We excluded Sexual Harassment due to significant class imbalance. Table 17 shows our results of MeanCG scores computed using Section 3.2 scores.

From the results, we observe that for the concept *Race*, correctly classified non-hate samples have a positive CG score, suggesting that reducing the attribution to this concept could lead to misclassification. Similarly, correctly classified hate samples show a positive CG score, indicating that this concept is an essential feature for identifying hate. The concept *Religion* shows mixed behavior. While correctly classified hate samples have a strong positive CG score, misclassified non-hate samples also display a negative attribution, which indicates over-attribution to this concept in some cases. The concept *Gender* displays relatively lower attribution scores across all conditions, suggesting that the model relies less on this con-

cept compared to the others. However, the slight positive attribution for misclassified hate samples indicates potential underutilization of this concept.

| Category | Correctly Classified (Non-hate) | Correctly Classified (Hate) | Mis-Classified (Non-hate) | Mis-Classified (Hate) |
|----------|---------------------------------|-----------------------------|---------------------------|-----------------------|
| Race | 0.191 | 0.0559 | 0.205 | 0.0132 |
| Religion | -0.0781 | 0.208 | -0.0457 | 0.277 |
| Gender | -0.0295 | 0.00365 | -0.00756 | 0.0205 |

Table 17: Comparative CG Scores for Toxicity Concepts Across Classification Conditions on the HateXplain dataset.

Table 18 illustrates the various targeted lexicon sets with the count of corresponding sentences $S_i^{w_j}$.

| Targeted Lexicon Sets (T_i) | Number of Sentences ($S_i^{w_j}$) |
|---------------------------------|-------------------------------------|
| Set 1 | 1 |
| Set 2 | 43 |
| Set 3 | 460 |

Table 18: Targeted Lexicon Sets for the HateXplain Dataset

Figure 14, 15, 16 and word cloud for the HateXplain dataset are shown in Figure 17, 18, 19.

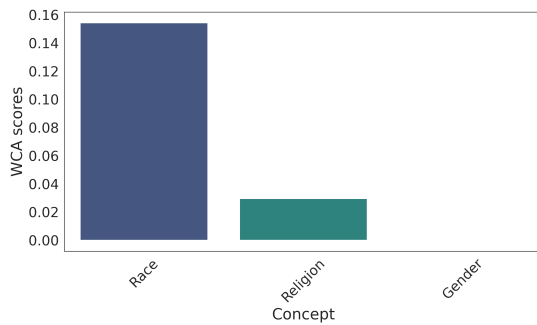


Figure 14: Histogram Set 1 for HateXplain

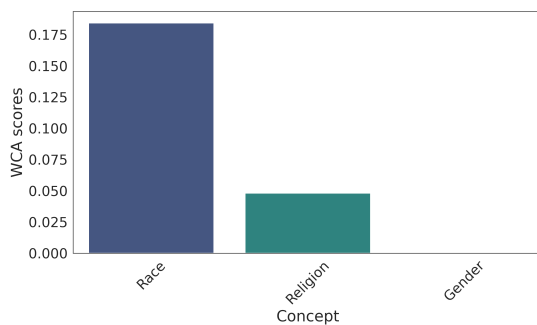


Figure 15: Histogram Set 2 for HateXplain

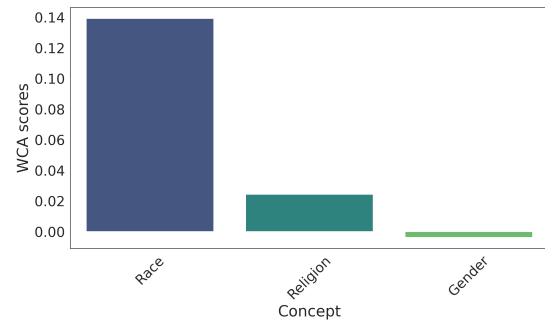


Figure 16: Histogram Set 3 for HateXplain



Figure 17: Word Cloud Set 1 for HateXplain

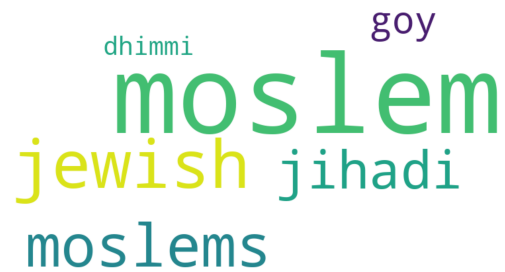


Figure 18: Word Cloud Set 2 for HateXplain



Figure 19: Word Cloud Set 3 for HateXplain

| Category: Sexual Explicit | Category: Threat |
|--|---|
| "And the Quran does not include female genital mutilation. Are you also opposed to male genital mutilation?..." | "You truly have to be a fool to register your weapons in Canada. Only a matter of time before they're all confiscated." |
| "Obviously, with female genitalia, he/she would quickly become the most popular 'male' in the prison system." | "He is a bitter fool and knows he has not too much time to be around so, he wants to go as an American hero." |
| "Most ignorant thing you have said. No one is 'turned' by sex-ed unless they are already gay..." | "Idiot just took out 2 innocent lives. His family will probably suffer the consequences of his mindless actions." |
| "That's Canada's PM, the big muddler. But boy, does he bear a striking image at a gay pride parade." | "We can do the same and stifle USA production. We have Europe, Asia and many other countries on our side..." |
| "Mass murder, terrorism, perversion, LGBT, gay washrooms, socialism, communism all from this Synagogue of Satan..." | "You are fascinated with sex and don't care about public policy says the man who tied up our entire government..." |
| "No kidding. How dare 'Christians' have to live with gay people! How terrible!" | "Lying Trump has been begging the Democrats and the Open Borders Republicans to deliver a DACA Amnesty Bill..." |
| "Seems a bit early for a gay pride parade?" | "He drew a RED LINE and ended up kissing ass." |
| "I'd scratch it up to your gay friends being as humorless as yourself, but I strongly believe you are making them up..." | "The police know that the whole court system and legal framework is nuts, and that it refuses to put any significant consequences..." |
| "In 1968, the evening news was showing, in the southern states, naked black men lynched from trees for being seen with a white woman..." | "This is plain dumb. You want people to intentionally risk their lives for practice?" |
| Category: Identity Attack | Category: Obscene |
| "(((they))) are the problem, nothing changes. Its tribal. Open your eyes. Its the jews, they are all jews." | "Damn ya'll are ass holes. God forbid you ever make a mistake..." |
| "They are parasites trying to ethnically cleanse white people." | "Calling Madeline Albright...you're a dumb arse..." |
| "A party with the single message 'We hate whites' is going to be extinguished as a party very soon." | "No, I'm saying, based on previous comments you've made at NCR, that you're a Nazi apologist..." |
| "nor will I buy her book... 'blah blah blah white people are bad'" | "MUELLER took my sister hostage with TRACY PRENOSIL AND SARAH DENNIS JENNINGS COWS AND PIGS SATANIC WORSHIPPERS..." |
| "(((they))) are the problem, nothing changes. Its tribal. Open your eyes. Its the jews, they are all jews." (Duplicate) | "you are going to be sent to a home for the stupid in 18 months if you keep spewing that stupidity." |
| "We used to hang horse thieves." | "This wretched LOSER of a 'woman' - Hillary Clinton - is a self-absorbed, psycho NUT JOB who should be locked up in prison..." |
| "Daddy Duggar said incest should be punishable by execution. I'm sure he set up a firing squad for his son." | "What a repulsive psychopath. What an absolute scumbag. This animal needs to be removed before it can do any more damage..." |
| "These folks are so narcissistic and stupid it should be a crime for them to reproduce..." | "Couple of them are a bit cartoonish to me. Why the hell is the State screwing around with this?" |
| "They are parasites trying to ethnically cleanse white people." (Duplicate) | "And you know this because you read it on fake news sponsored by RT? You poor phony conservatives..." |
| "Allison obviously is a tool for the 1% seeking to defund the social safety net for all Americans who are poor." | "Fing stupid. As a business owner I can refuse service to anyone for any reason..." |
| Category: Insult | |
| "MUELLER took my sister hostage with TRACY PRENOSIL AND SARAH DENNIS JENNINGS COWS AND PIGS SATANIC WORSHIPPERS..." | |
| "you are going to be sent to a home for the stupid in 18 months if you keep spewing that stupidity." | |
| "This wretched LOSER of a 'woman' - Hillary Clinton - is a self-absorbed, psycho NUT JOB who should be locked up in prison..." | |
| "What a repulsive psychopath. What an absolute scumbag. This animal needs to be removed before it can do any more damage..." | |
| "Les stick to the topic. Your idiot in chief is cruel and heartless. He will go to hell." | |
| "Ohhh hahahahahahaha! Another loony fairy tale from the big, fat, orange buffoon." | |
| "I find it hard to take this congresswoman clown serious, she looks like a transgendered cowboy/girl..." | |
| "Sounds like a loser. Or at least, an angry loser, lol." | |
| "He is a complete and utter moron. He adds no value. He must be on vacation again and hence no selfies today." | |
| "They are parasites trying to ethnically cleanse white people." | |

Table 19: Sample Sentences Categorized into Sexual Explicit, Threat, Identity Attack, Obscene, and Insult.