

# Observer Design for Networked Linear Systems with Fast and Slow Dynamics under Measurement Noise<sup>\*</sup>

W. Wang<sup>\*</sup> A. I. Maass<sup>\*\*</sup> D. Nešić<sup>\*</sup> Y. Tan<sup>\*</sup> R. Postoyan<sup>\*\*\*</sup>  
W.P.M.H. Heemels<sup>\*\*\*\*</sup>

<sup>\*</sup> *Faculty of Engineering and Information Technology, The University of Melbourne, Parkville, 3010, Victoria, Australia*

<sup>\*\*</sup> *Department of Electrical Engineering, Pontificia Universidad Católica de Chile, Santiago, 7820436, Chile*

<sup>\*\*\*</sup> *Université de Lorraine, CNRS, CRAN, F-54000 Nancy, France*

<sup>\*\*\*\*</sup> *Department of Mechanical Engineering, Eindhoven University of Technology, The Netherlands*

**Abstract:** This paper addresses the emulation-based observer design for networked control systems (NCS) with linear plants that operate at two time scales in the presence of measurement noise. The system is formulated as a hybrid singularly perturbed dynamical system, enabling the systematic use of singular perturbation techniques to derive explicit bounds on the maximum allowable transmission intervals (MATI) for both fast and slow communication channels. Under the resulting conditions, the proposed observer guarantees that the estimation error satisfies a global exponential derivative-input-to-state stability (DISS)-like property, where the ultimate bound scales proportionally with the magnitudes of the measurement noise and the time derivative of the control input. The effectiveness of the approach is illustrated through a numerical example.

**Keywords:** Networked control systems, observer design, singular perturbed systems, hybrid dynamical systems

## 1. INTRODUCTION

NCS, namely control systems whose loops are closed through packet-based communication networks, are popular across many domains. In some of these applications, the controlled systems feature multi-time-scale dynamics. For such systems, intuitively, signals that vary slowly can be sampled and transmitted at lower rates than those that change rapidly. However, most foundational works on NCS, e.g., Carnevale et al. (2007); Yüksel and Basar (2013), ignore the presence of multiple time scales and instead assume a uniform transmission rate, which lead unnecessarily high transmission rates for slow-varying signals and may impose avoidable communication burdens. Recent studies e.g., Abdelrahim et al. (2015); Heijmans et al. (2018); Wang et al. (2023, 2025), address the control of NCS with multiple time scales by applying singular perturbation techniques (Khalil, 2002) to mitigate redundant transmissions of slow-varying signals and handle the inherent stiffness problem, leading to so called singularly perturbed NCS (SPNCS).

In addition to the challenges introduced by multiple time scales, many practical systems also involve internal states that cannot be directly measured. For example, in battery management, the state-of-charge and state-of-health are not directly measured and must instead be estimated. In such scenarios, observers are indispensable tools for estimating the unmeasurable states. Moreover, electrochemical, thermal and aging dynamics of battery evolve on multiple time scales, which naturally lead to the use of multi-time-scale observers (Zou et al., 2016). Extensive research has been conducted on the multi-time-scale observer design for both continuous-time and sampled-data singularly perturbed systems, e.g., Lin (2010); Yang et al. (2016); Ferrante and Seuret (2021), while several studies also investigated observers for NCS, e.g., Postoyan and Nešić (2011); Wang et al. (2017). Despite these advances, the development of multi-time-scale observers for SPNCS that explicitly account for measurement noise, which frequently occurs in practice, remains unexplored.

In this work, we investigate the multi-time-scale observer design for SPNCS with linear plants, where the plant input, and both fast- and slow-varying measurements, are transmitted over a packet-based network subject measurement noise. Despite the linearity of the plant and observer, the problem remains nontrivial due to the potentially time-varying and nonlinear scheduling protocol, the hybrid nature of the closed-loop system, and network imperfections such as non-equidistant sampling.

<sup>\*</sup> This work was supported by the Australian Research Council under the Discovery Project DP200101303, the France Australia collaboration project IRP-ARS CNRS and the ANR COM-MITS ANR-23-CE25-0005, and by ANID through the FONDECYT Initiation grant 11250715. E-mail corresponding author: weixuanw@student.unimelb.edu.au.

Following an emulation-based approach, a Luenberger observer is first designed in continuous time while enhancing robustness against network-induced errors under the adopted uniformly globally exponentially stable (UGES) scheduling protocols (Nešić and Teel, 2004), with the resulting conditions expressed as linear matrix inequalities (LMI). This observer is then implemented over the network and the estimates on the maximum allowable transmission intervals (MATI) of slow and fast signals are provided, respectively. Under these conditions, the estimation error satisfies a global exponentially DISS-like property, in the sense of Angeli et al. (2003). In particular, ultimate bound on the estimation error is proportional to the magnitudes of measurement noise and the time derivative of the plant input.

This work provides two main contributions. First, it introduces a systematic observer design framework for SPNCS with linear plants via LMI. In particular, the proposed observer explicitly incorporates key network-induced effects, including sampling and scheduling protocols. By doing so, it enables the derivation of observer gains that make the observer robust against network-induced errors and thereby maximize the MATI estimates for both slow- and fast-varying signals. This contribution provides a unified and computationally tractable method for observer synthesis in multi-time-scale NCS, where network constraints play a critical role. Second, the paper establishes a robustness analysis framework for observer design in SPNCS with linear plants subject to measurement noise and plant input. Because noisy measurements are sampled and transmitted over the network, the communication process inherently attenuates high-frequency noise. Following the idea in Scheres et al. (2024), by analysing the received noise (i.e., the noise after it passes through the network), we remove the dependence of the ultimate bound on the time derivative of the measurement noise, leading to a more practical and implementable robustness guarantee.

**Notation:** Let  $\mathbb{R}_{\geq 0} := [0, \infty)$  and for any integer  $n$ ,  $\mathbb{Z}_{\geq n} := \{n, n+1, \dots\}$ . For vectors  $v_i \in \mathbb{R}^n$ ,  $i \in \{1, 2, \dots, N\}$ , we denote the vector  $[v_1^\top v_2^\top \dots v_N^\top]^\top$  by  $(v_1, v_2, \dots, v_N)$ , and inner product by  $\langle \cdot, \cdot \rangle$ . Given a vector  $x \in \mathbb{R}^n$  and a non-empty closed set  $\mathcal{A} \subseteq \mathbb{R}^n$ , the distance from  $x$  to  $\mathcal{A}$  is denoted by  $|x|_{\mathcal{A}} := \min_{y \in \mathcal{A}} |x - y|$ . Given a hybrid arc  $u : \text{dom}(u) \rightarrow \mathcal{U}$  Goebel et al. (2012), define  $\|u\|_{(t_1, j_1)} := \max \left\{ \begin{array}{l} \text{ess. sup}_{(t, j) \in \text{dom}(u) \setminus \Gamma_u(u), (t, j) \leq (t_1, j_1)} |u(t, j)|, \\ \sup_{(t, j) \in \Gamma_u(u), (t, j) \leq (t_1, j_1)} |u(t, j)| \end{array} \right\}$  where  $\Gamma_u(u)$  denotes the set of all  $(t, j) \in \text{dom}(u)$  such that  $(t, j+1) \in \text{dom}(u)$ . For a real symmetric matrix  $P$ , we denote its maximum and minimum eigenvalues by  $\lambda_{\max}(P)$  and  $\lambda_{\min}(P)$  respectively. The logic AND operator is denoted by  $\wedge$ .

## 2. PROBLEM SETTING

This section outlines the structure of the plant ( $\mathcal{P}$ ), observer ( $\mathcal{O}$ ) and the communication network ( $\mathcal{N}$ ) as depicted in Figure 1.

### 2.1 Plant and observer

Consider the following linear singularly perturbed plant

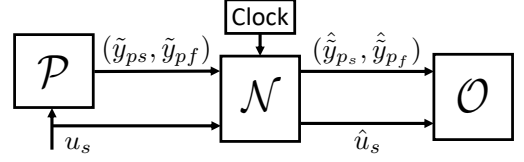


Fig. 1. Block diagram of observer for SPNCS

$$\mathcal{P} : \begin{cases} \dot{x}_p = A_{11}x_p + A_{12}z_p + B_1u_s \\ \epsilon \dot{z}_p = A_{21}x_p + A_{22}z_p + B_2u_s \\ \tilde{y}_{p_s} = C_{1s}x_p + v_1, \\ \tilde{y}_{p_f} = C_{2s}x_p + C_{2f}z_p + v_2, \end{cases} \quad (1)$$

where  $0 < \epsilon \ll 1$  is a known small parameter,  $A_{22}$  is invertible and the pairs  $(A_{11}, C_{1s})$  and  $(A_{22}, C_{2f})$  are observable. Here,  $x_p \in \mathbb{R}^{n_x}$  and  $z_p \in \mathbb{R}^{n_z}$  denote the slow and fast states of the plant, respectively;  $\tilde{y}_{p_s} \in \mathbb{R}^{n_{y_s}}$  and  $\tilde{y}_{p_f} \in \mathbb{R}^{n_{y_f}}$  represent the slow and fast measured outputs; and  $v_1, v_2 \in \mathcal{L}_\infty$  are measurement noise, where  $n_{x_p}, n_{z_p}, n_{y_s}, n_{y_f} \in \mathbb{Z}_{\geq 1}$ . Moreover,  $u_s$  is the “slow” input, and we assume it is differentiable with bounded derivative (in an  $\mathcal{L}_\infty$  sense) when  $\epsilon$  approaches zero (i.e.,  $u_s$  is absolutely continuous). This assumption is well justified in engineering practice, as most actuators cannot change instantaneously, i.e., they are rate-limited due to physical constraints such as inertia and friction, electrical restrictions on current and voltage, and safety considerations that prevent excessive accelerations.

For given  $\epsilon$  in (1), the following observer is introduced:

$$\mathcal{O} : \begin{cases} \dot{x}_o = A_{11}x_o + A_{12}z_o + B_1\hat{u}_s \\ \quad + L_{1s}(\hat{y}_{p_s} - \hat{y}_{o_s}) + L_{1f}(\hat{y}_{p_f} - \hat{y}_{o_f}) \\ \epsilon \dot{z}_o = A_{21}x_o + A_{22}z_o + B_2\hat{u}_s \\ \quad + L_{2s}(\hat{y}_{p_s} - \hat{y}_{o_s}) + L_{2f}(\hat{y}_{p_f} - \hat{y}_{o_f}) \\ y_{o_s} = C_{1s}x_o, \\ y_{o_f} = C_{2s}x_o + C_{2f}z_o, \end{cases} \quad (2)$$

where  $x_o$  and  $z_o$  are the estimated states. The variables  $\hat{y}_{p_s}$  and  $\hat{y}_{p_f}$  denote the most recently received noisy plant outputs transmitted over the network, while  $\hat{y}_{o_s}$  and  $\hat{y}_{o_f}$  are introduced as network-induced counterparts to  $y_{o_s}$  and  $y_{o_f}$ , respectively, following the approach suggested in Wang et al. (2017). For analysis purposes, we introduce auxiliary noise-free outputs  $y_{p_s} = C_{1s}x_p$  and  $y_{p_f} = C_{2s}x_p + C_{2f}z_p$ . The observer gains  $L_{1s}$ ,  $L_{1f}$ ,  $L_{2s}$  and  $L_{2f}$  will be designed such that estimation error dynamics are robust to the network-induced error. In this work, we assume that zero-order-hold is applied to  $\hat{y}_{p_s}$ ,  $\hat{y}_{p_f}$  and  $\hat{u}_s$  (i.e.,  $\dot{\hat{y}}_{p_s} = \dot{\hat{y}}_{p_f} = \dot{\hat{u}}_s = 0$ ) between successive transmission instances.

### 2.2 Network

We define the *measured* network-induced errors as

$$\tilde{e}_{p_s} := \hat{y}_{p_s} - \tilde{y}_{p_s}, \quad \tilde{e}_{p_f} := \hat{y}_{p_f} - \tilde{y}_{p_f}, \quad e_{u_s} := \hat{u}_s - u_s. \quad (3)$$

As shown in Figure 1, we consider the scenario in which  $\tilde{y}_{p_s}$ ,  $\tilde{y}_{p_f}$  share a common communication channel, while  $u_s$  is transmitted over a dedicated channel. Each channel may consist of several *network nodes*, with each node exclusively handling either slow or fast signals. This configuration guarantees that slow and fast signals are never transmitted simultaneously. In particular, suppose there

are  $\ell$  slow nodes in the channel of plant output, then we can decompose  $\tilde{e}_{p_s} = (\tilde{e}_{p_s}^1, \dots, \tilde{e}_{p_s}^\ell)$  with each  $k^{\text{th}}$  component having dimension  $n_k$  corresponds to the  $k^{\text{th}}$  slow node, while satisfying  $\sum_{k=1}^\ell n_k = n_{y_s}$ .

Let  $\mathcal{T} := \{t_1, t_2, \dots\}$  represent the set of all transmission instants. Define the subset  $\mathcal{T}^s := \{t_1^s, t_2^s, \dots\}$  as the instants when a slow node accesses the network, and let  $\mathcal{T}^f := \mathcal{T} \setminus \mathcal{T}^s = \{t_1^f, t_2^f, \dots\}$  be the instants when a fast node transmits. For any  $k \in \mathbb{Z}_{\geq 1}$ , the transmission intervals satisfy

$$\tau_{\text{miati}}^s \leq t_{k+1}^s - t_k^s \leq \tau_{\text{mati}}^s, \quad \forall t_k^s, t_{k+1}^s \in \mathcal{T}^s, \quad (4a)$$

$$\tau_{\text{miati}}^f \leq t_{k+1}^f - t_k^f \leq \tau_{\text{mati}}^f, \quad \forall t_k^f, t_{k+1}^f \in \mathcal{T}^f, \quad (4b)$$

$$\tau_{\text{miati}}^f \leq t_{k+1} - t_k, \quad \forall t_k, t_{k+1} \in \mathcal{T}. \quad (4c)$$

Here,  $0 < \tau_{\text{miati}}^f \leq \tau_{\text{mati}}^f$  denote the minimum allowable transmission interval (MIATI) and MATI for consecutive fast transmissions, respectively, and  $\tau_{\text{miati}}^s$  and  $\tau_{\text{mati}}^s$  are defined similarly for slow transmissions. Since a slow transmission of  $\tilde{y}_{p_s}$  may occur between two consecutive fast transmissions of  $\tilde{y}_{p_f}$ , the condition  $\tau_{\text{miati}}^f \leq \frac{1}{2}\tau_{\text{mati}}^f$  is necessary for (4b) and (4c) to be valid.

Since the noisy measurements are sampled and transmitted, this process naturally filters out high-frequency noise. As a result, we only need to address the transmitted noise, rather than the original  $v_1$  and  $v_2$ . For analytical purposes, we introduce the *unmeasured* noise-free variables  $\hat{y}_{p_s}, \hat{y}_{p_f}, \hat{v}_1$  and  $\hat{v}_2$ , where  $\hat{\star}$  denotes the most recently received  $\star$  for all  $\star \in \{y_{p_s}, y_{p_f}, v_1, v_2\}$  like in Scheres et al. (2024). Thus, we have  $\hat{\tilde{y}}_{p_s} = \hat{y}_{p_s} + \hat{v}_1$  and  $\hat{\tilde{y}}_{p_f} = \hat{y}_{p_f} + \hat{v}_2$ . We define the *ideal* network-induced error

$$e_{p_s} := \hat{y}_{p_s} - y_{p_s}, \quad e_{p_f} := \hat{y}_{p_f} - y_{p_f},$$

which leads to

$$\tilde{e}_{p_s} = e_{p_s} + \hat{v}_1 - v_1, \quad \tilde{e}_{p_f} = e_{p_f} + \hat{v}_2 - v_2.$$

By adopting a similar approach introduced in Postoyan et al. (2014), we introduce artificial network-induced errors on the observer outputs, defined as

$$e_{o_s} := \hat{y}_{o_s} - y_{o_s}, \quad e_{o_f} := \hat{y}_{o_f} - y_{o_f}.$$

The variables  $\hat{y}_{o_s}$  and  $\hat{y}_{o_f}$  are designed such that  $e_{o_s}$  and  $e_{o_f}$  evolve along the same vector field as  $\tilde{e}_{p_s}$  and  $\tilde{e}_{p_f}$  at transmission instants, respectively. To be explicit, we decompose the error and noise vectors as  $e_{p_s} = (e_{p_s}^1, \dots, e_{p_s}^\ell)$ ,  $e_{o_s} = (e_{o_s}^1, \dots, e_{o_s}^\ell)$  and  $\hat{v}_1 = (\hat{v}_1^1, \dots, \hat{v}_1^\ell)$  with each  $k^{\text{th}}$  component having dimension  $n_k$  (i.e., same as  $\tilde{e}_{p_s}$ ). When the slow node  $j \in \{1, \dots, \ell\}$  in  $\tilde{e}_{p_s}$  accesses the channel at time  $t_k^s \in \mathcal{T}^s$ , the associated vectors are reset according to

$$(\tilde{e}_{p_s}^{k+}, e_{p_s}^{k+}, e_{o_s}^{k+}, \hat{v}_1^{k+}) = \begin{cases} (0, 0, 0, v_1^k) & \text{if } k = j, \\ (\tilde{e}_{p_s}^k, e_{p_s}^k, e_{o_s}^k, \hat{v}_1^k) & \text{if } k \neq j, \end{cases} \quad (5)$$

for all  $k \in \{1, \dots, \ell\}$ . Furthermore, we define the network-induced error on the *ideal* output estimation error as

$$e_{y_s} := e_{p_s} - e_{o_s}, \quad e_f := e_{p_f} - e_{o_f}, \quad (6)$$

so that  $\hat{\tilde{y}}_{p_s} - \hat{y}_{o_s} = y_{p_s} - y_{o_s} + e_{y_s} + \hat{v}_1$  and  $\hat{\tilde{y}}_{p_f} - \hat{y}_{o_f} = y_{p_f} - y_{o_f} + e_f + \hat{v}_2$ .

At each transmission instance  $t_k^s \in \mathcal{T}^s$  of a slow node, the network-induced errors are updated as follows:  $\tilde{e}_{p_s}^+ = h_{\tilde{p}_s}(k, \tilde{e}_{p_s})$ ,  $e_{us}^+ = h_{us}(k, e_{us})$ ,  $e_{ys}^+ = h_{ys}(k, e_{ys}, e_{p_s})$ ,  $\tilde{e}_{p_f}^+ =$

$\tilde{e}_{p_f}$ ,  $e_{of}^+ = e_{of}$ ,  $e_f^+ = e_f$ . In addition, the variable  $\hat{v}_1$  is updated via  $\hat{v}_1^+ = h_{v1}(k, \hat{v}_1, v_1, \tilde{e}_{p_s})$ . Here,  $h_{\tilde{p}_s}$  and  $h_{us}$  model the scheduling protocol that manage the slow updates of  $\tilde{y}_{p_s}$  and  $u_s$  as in Nešić and Teel (2004), respectively, while  $h_{ys}$  and  $h_{v1}$  are defined based on the update rule (5) and definition of  $e_{ys}$ . Similarly, for each transmission time  $t_k^f \in \mathcal{T}^f$  of a fast node, the updates are given by:  $\tilde{e}_{p_s}^+ = \tilde{e}_{p_s}$ ,  $e_{us}^+ = e_{us}$ ,  $e_{ys}^+ = e_{ys}$ ,  $\tilde{e}_{p_f}^+ = h_{\tilde{p}_f}(\kappa_f, \tilde{e}_{p_f})$ ,  $e_f^+ = h_f(\kappa_f, e_f, \tilde{e}_{p_f})$ , and  $\hat{v}_2^+ = h_{v2}(\kappa_f, \hat{v}_2, v_2, \tilde{e}_{p_f})$ .

### 3. A HYBRID MODEL FOR THE SPNCS

We extend the standard singular perturbation technique (Khalil, 2002, Section 11.5) to hybrid systems. Specifically, we begin by determining the quasi-steady state followed by a coordinate transformation. We then investigate the stability of the SPNCS by analyzing both the *boundary-layer* (fast) and the *reduced* (slow) system.

#### 3.1 Change of coordinates

Define the estimation errors on the slow and fast states as  $\delta_x := x_o - x_p$  and  $\delta_z := z_o - z_p$ , respectively. Let

$$v := (v_1, v_2), \quad \hat{v} := (\hat{v}_1, \hat{v}_2). \quad (8)$$

Then, we have

$$\begin{aligned} \epsilon \dot{\delta}_z &= (A_{21} - L_{2s}C_{1s} - L_{2f}C_{2s})\delta_x + (A_{22} - L_{2f}C_{2f})\delta_z \\ &\quad + B_2e_{us} + L_{2s}(e_{ys} + \hat{v}_1) + L_{2f}(e_f + \hat{v}_2) \\ &=: g_{\delta_z}(\delta_x, e_{ys}, e_{us}, \delta_z, e_f, \hat{v}). \end{aligned}$$

Let

$$A_{11}^f := A_{22} - L_{2f}C_{2f}. \quad (9)$$

Since the pair  $(A_{11}^f, C_{2f})$  is observable, there exists a gain  $L_{2f}$  such that the matrix  $A_{11}^f - L_{2f}C_{2f}$  is Hurwitz. With this choice of  $L_{2f}$ , the fast subsystem is stabilized, thereby ensuring the existence of a well-defined quasi-steady state. Let  $\bar{\delta}_z$  and  $\bar{e}_f$  denote the quasi-steady-state of  $\delta_z$  and  $e_f$ , respectively. In particular,  $\bar{e}_f = 0$  due to sufficient transmissions, and  $\bar{\delta}_z = \bar{H}(\delta_x, e_{us}, e_{ys}, \hat{v})$ , where

$$\begin{aligned} \bar{H}(\delta_x, e_{us}, e_{ys}, \hat{v}) &:= -A_{11}^{f-1} [(A_{21} - L_{2s}C_{1s} - L_{2f}C_{2s})\delta_x \\ &\quad + L_{2s}(e_{ys} + \hat{v}_1) + L_{2f}\hat{v}_2 + B_2e_{us}] \end{aligned}$$

is the unique solution to  $0 = g_{\delta_z}(\delta_x, e_{ys}, e_{us}, \bar{\delta}_z, 0, \hat{v})$ , and  $A_{11}^f$  is invertible as it is Hurwitz. We define the variable  $\delta_y := \delta_z - \bar{H}(\delta_x, e_{ys}, e_{us}, \hat{v})$  that shifts the equilibrium of the fast state from its quasi-steady state to the origin, then at each slow transmission,  $\delta_y$  is updated as follows:

$$\begin{aligned} \delta_y^+ &= \delta_z^+ - \bar{H}(\delta_x^+, e_{us}^+, e_{ys}^+, \hat{v}^+) \\ &= \delta_y + \bar{H}(\delta_x, e_{ys}, e_{us}, \hat{v}) - \bar{H}(\delta_x^+, e_{ys}^+, e_{us}^+, \hat{v}^+) \\ &=: h_y(\kappa_s, e_{ys}, e_{us}, \tilde{e}_{p_s}, \delta_y, \hat{v}_1, v_1). \end{aligned} \quad (10)$$

where  $\bar{H}(\delta_x^+, e_{us}^+, e_{ys}^+, \hat{v}^+) = \bar{H}(\delta_x, h_{us}(\kappa_s, e_{us}), h_{ys}(\kappa_s, e_{ys}, \tilde{e}_{p_s}), (h_{v1}(\kappa_s, \hat{v}_1, v_1, \tilde{e}_{p_s}), \hat{v}_2))$ .

#### 3.2 Full order system

To formulate the SPNCS as a hybrid model, we define the full state vector

$$\xi := (\xi_s, \zeta_s, \xi_f, \zeta_f) \in \mathbb{X},$$

---


$$\begin{aligned}
f_{\delta_x}(\delta_x, e_{y_s}, e_{u_s}, \delta_y, e_f, \hat{v}) &:= (A_{11} - L_{1s}C_{1s} - L_{1f}C_{2s})\delta_x + (A_{12} - L_{1f}C_{2f})(\delta_y + \bar{H}(\delta_x, e_{y_s}, e_{u_s}, \hat{v})) \\
&\quad + B_1 e_{u_s} + L_{1s}(e_{y_s} + \hat{v}_1) + L_{1f}(e_f + \hat{v}_2) \\
f_{e_{y_s}}(\delta_x, e_{y_s}, e_{u_s}, \delta_y, e_f, \hat{v}) &:= C_{1s}f_{\delta_x}(\delta_x, e_{y_s}, e_{u_s}, \delta_y, e_f, \hat{v}) \\
F_{\xi_s}(\xi_s, \delta_y, e_f, \hat{v}, \dot{u}_s) &:= (f_{\delta_x}(\delta_x, e_{y_s}, e_{u_s}, \delta_y, e_f, \hat{v}), f_{e_{y_s}}(\delta_x, e_{y_s}, e_{u_s}, \delta_y, e_f, \hat{v}), -\dot{u}_s, 1, 0, 0) \\
g_{\delta_y}(\delta_x, e_{y_s}, e_{u_s}, \delta_y, e_f, \hat{v}, \epsilon) &:= (A_{22} - L_{2f}C_{2f})\delta_y + L_{2f}e_f - \epsilon \frac{\partial \bar{H}}{\partial \xi_s} F_{\xi_s}(\xi_s, \delta_y, e_f, \hat{v}, \dot{u}_s) \\
g_{e_f}(\delta_x, e_{y_s}, e_{u_s}, \delta_y, e_f, \hat{v}, \epsilon) &:= \epsilon C_{2s}f_{\delta_x}(\delta_x, e_{y_s}, e_{u_s}, \delta_y, e_f, \hat{v}) + C_{2f}((A_{22} - L_{2f}C_{2f})\delta_y + L_{2f}e_f) \\
F_{\xi_f}(\xi_s, \xi_f, \hat{v}, \dot{u}_s, \epsilon) &:= (g_{\delta_y}(\delta_x, e_{y_s}, e_{u_s}, \delta_y, e_f, \hat{v}, \epsilon), g_{e_f}(\delta_x, e_{y_s}, e_{u_s}, \delta_y, e_f, \hat{v}, \epsilon), 1, 0, 0) \\
G_{s,1}(\xi_s, \zeta_s, v_1) &:= (\delta_x, h_{ys}(\kappa_s, e_{y_s}, \tilde{e}_{p_s}), h_{us}(\kappa_s, e_{u_s}), 0, \kappa_s + 1, h_{v_1}(\kappa_s, \hat{v}_1, v_1, \tilde{e}_{p_s}), x_p, h_{\bar{p}s}(\kappa_s, \tilde{e}_{p_s})) \\
G_{s,2}(\xi_s, v_1) &:= (h_y(\kappa_s, e_{y_s}, e_{u_s}, \tilde{e}_{p_s}, \delta_y, \hat{v}_1, v_1), e_f, \tau_f, \kappa_f, \hat{v}_2, z_p, \tilde{e}_{p_f}) \\
G_f(\xi, v_2) &:= (\delta_x, e_{y_s}, e_{u_s}, \tau_s, \kappa_s, \hat{v}_1, x_p, \tilde{e}_{p_s}, \delta_y, h_f(\kappa_f, e_f, \tilde{e}_{p_f}), 0, \kappa_f + 1, h_{v_2}(\kappa_f, \hat{v}_2, v_2, \tilde{e}_f), z_p, h_{\bar{p}f}(\kappa_f, \tilde{e}_{p_f}))
\end{aligned}
\tag{7}$$


---

where

$$\begin{aligned}
\xi_s &:= (\delta_x, e_{y_s}, e_{u_s}, \tau_s, \kappa_s, \hat{v}_1), & \zeta_s &:= (x_p, \tilde{e}_{p_s}), \\
\xi_f &:= (\delta_y, e_f, \tau_f, \kappa_f, \hat{v}_2), & \zeta_f &:= (z_p, \tilde{e}_{p_f}),
\end{aligned}
\tag{11}$$

with  $e_{y_s}$  and  $e_f$  defined in (6),  $e_{u_s}$ ,  $\tilde{e}_{p_s}$ ,  $\tilde{e}_{p_f}$  defined in (3)

Here,  $\tau_s, \tau_f \in \mathbb{R}_{\geq 0}$  denote clocks that measure the elapsed time since the most recent slow and fast transmission, respectively, and  $\kappa_s, \kappa_f \in \mathbb{Z}_{\geq 0}$  are counters for the number of slow and fast transmissions. The state space is defined as  $\mathbb{X} := \mathbb{R}^{n_x} \times \mathbb{R}^{n_{y_s}} \times \mathbb{R}^{n_{u_s}} \times \mathbb{R}_{\geq 0} \times \mathbb{Z}_{\geq 0} \times \mathbb{R}^{n_{y_s}} \times \mathbb{R}^{n_x} \times \mathbb{R}^{n_{y_s}} \times \mathbb{R}^{n_z} \times \mathbb{R}^{n_{y_f}} \times \mathbb{R}_{\geq 0} \times \mathbb{Z}_{\geq 0} \times \mathbb{R}^{n_{y_f}} \times \mathbb{R}^{n_z} \times \mathbb{R}^{n_{y_f}}$ , and the SPNCS is modeled by the hybrid system (Goebel et al., 2012) with hybrid input  $u_s$  and  $v$ , where  $v$  is defined in (8).

$$\mathcal{H} : \begin{cases} \dot{\xi} = F(\xi, \hat{v}, u_s, \dot{u}_s, \hat{v}, \epsilon), & \xi \in \mathcal{C}^\epsilon, \\ \xi^+ \in G(\xi, v), & \xi \in \mathcal{D}_s^\epsilon \cup \mathcal{D}_f^\epsilon, \end{cases}
\tag{12}$$

where  $F(\xi, \hat{v}, u_s, \dot{u}_s, \hat{v}, \epsilon) = (F_{\xi_s}(\xi_s, \delta_y, e_f, \hat{v}, \dot{u}_s), F_{\zeta_s}(x_p, z_p, u_s, \hat{v}_1), \frac{1}{\epsilon} F_{\xi_f}(\xi, \hat{v}, \dot{u}_s, \epsilon), \frac{1}{\epsilon} F_{\zeta_f}(x_p, z_p, u_s, \hat{v}_2, \epsilon))$ , and  $F_{\xi_s}$  and  $F_{\xi_f}$  are defined in (7). Moreover,  $F_{\zeta_s}(x_p, z_p, u_s, \hat{v}_1) = (\hat{x}_p, -C_{1s}\hat{x}_p - \hat{v}_1)$  and  $F_{\zeta_f}(x_p, z_p, u_s, \hat{v}_2, \epsilon) = (\hat{z}_p, -\epsilon C_{2s}\hat{x}_p - \epsilon \hat{v}_2)$ . The jump map  $G$  is given by

$$G(\xi) := \begin{cases} G_s(\xi, v_1), & \xi \in \mathcal{D}_s^\epsilon \setminus \mathcal{D}_f^\epsilon, \\ G_f(\xi, v_2), & \xi \in \mathcal{D}_f^\epsilon \setminus \mathcal{D}_s^\epsilon, \\ \{G_s(\xi, v_1), G_f(\xi, v_2)\}, & \xi \in \mathcal{D}_s^\epsilon \cap \mathcal{D}_f^\epsilon, \end{cases}
\tag{13}$$

where  $G_s(\xi, v_1) = (G_{s,1}(\xi_s, \zeta_s, v_1), G_{s,2}(\xi, v_2))$ , and  $G_{s,1}$ ,  $G_{s,2}$  and  $G_f$  are defined in (7). The jump maps  $G_s$  and  $G_f$  correspond to the transmissions of slow and fast signals, respectively. Let  $\tau_{\text{mati}}^f = \epsilon T^*$  with  $T^* \in \mathbb{R}_{>0}$  independent of  $\epsilon$  and define  $\tau_{\text{mati}}^f = a\tau_{\text{mati}}^f$  for some  $a \in (0, \frac{1}{2}]$ , satisfying the inequality  $\tau_{\text{mati}}^f \leq \frac{1}{2}\tau_{\text{mati}}^f$ . Since  $\epsilon > 0$ , the condition  $\epsilon\tau_f \in [\tau_{\text{mati}}^f, \tau_{\text{mati}}^f]$  is equivalent to  $\tau_f \in [aT^*, T^*]$ . Consequently, the jump and flow sets in (12) are defined as

$$\begin{aligned}
\mathcal{D}_s^\epsilon &:= \{\xi \in \mathbb{X} \mid \tau_s \in [\tau_{\text{mati}}^s, \tau_{\text{mati}}^s] \wedge \tau_f \in [aT^*, (1-a)T^*]\}, \\
\mathcal{D}_f^\epsilon &:= \{\xi \in \mathbb{X} \mid \tau_s \in [\epsilon aT^*, \tau_{\text{mati}}^s - \epsilon aT^*] \wedge \tau_f \in [aT^*, T^*]\}.
\end{aligned}$$

This construction of  $G$  guarantees the outer semi-continuity and the local boundedness of the jump map, which is one of the hybrid basic conditions (Goebel et al., 2012). The flow set is given by  $\mathcal{C}^\epsilon := \mathcal{D}_s^\epsilon \cup \mathcal{D}_f^\epsilon \cup \mathcal{C}_a^\epsilon \cup \mathcal{C}_b^\epsilon$ , with  $\mathcal{C}_a^\epsilon := \{\xi \in \mathbb{X} \mid \tau_s \in [0, \epsilon aT^*] \wedge \epsilon\tau_f \in [0, \tau_s + \epsilon T^* - \epsilon aT^*]\}$  and  $\mathcal{C}_b^\epsilon := \{\xi \in \mathbb{X} \mid \tau_s \in [\epsilon aT^*, \epsilon\tau_f + \tau_{\text{mati}}^s - \epsilon aT^*] \wedge \epsilon\tau_f \in [0, \epsilon aT^*]\}$ .

*Remark 1.* The states  $\zeta_s$  and  $\zeta_f$  do not affect the dynamics of estimation errors during flow; they appear only in the

jump map of  $e_{y_s}$ ,  $e_f$  and  $\hat{v}$ . If a static protocol such as round-robin is implemented,  $\zeta_s$  and  $\zeta_f$  decouple from the estimation errors and their dynamics need not be included in  $\mathcal{H}$ .

### 3.3 Boundary-layer system and reduced system

We first derive the boundary-layer system. Define the fast time scale as  $\sigma := \frac{t}{\epsilon}$ , so that  $\frac{\partial}{\partial \sigma} = \epsilon \frac{\partial}{\partial t}$ . By setting  $\epsilon = 0$  in system (12), the corresponding flow set  $\mathcal{C}^0$  is given by

$$\mathcal{C}^0 := \{\xi \in \mathbb{X} \mid \tau_s \in [0, \tau_{\text{mati}}^s] \wedge \tau_f \in [0, T^*]\},$$

with  $\mathcal{D}_s^0$ ,  $\mathcal{D}_f^0$  derived accordingly. In the fast subsystem, the slow dynamics are effectively frozen, and the condition  $\tau_s \in [0, \tau_{\text{mati}}^s]$  is always satisfied. Thus, the evolution of the boundary-layer system  $\mathcal{H}_{bl}$  is governed solely by  $\tau_f$ . Consequently, we write

$$\mathcal{H}_{bl} : \begin{cases} \frac{\partial \xi}{\partial \sigma} = (0, 0, F_{\xi_f}(\xi_s, \xi_f, \hat{v}, \dot{u}_s, 0), \\ F_{\zeta_f}(x_p, z_p, u_s, 0)), & \xi \in \mathcal{C}_{bl}^0, \\ \xi^+ = G_f(\xi, v_2), & \xi \in \mathcal{D}_f^0, \end{cases}
\tag{14}$$

where  $\mathcal{C}_{bl}^0 := \{\xi \in \mathbb{X} \mid \tau_f \in [0, T^*]\}$ ,  $\mathcal{D}_f^0 := \{\xi \in \mathbb{X} \mid \tau_f \in [aT^*, T^*]\}$ ,  $F_{\xi_f}$  and  $G_f$  are defined in (7), and  $F_{\zeta_f}$  is defined under (12). For clarity in stating our assumptions, we explicitly state the dynamic component of the boundary-layer system as

$$\left( \frac{\partial \delta_y}{\partial \sigma}, \frac{\partial e_f}{\partial \sigma} \right) = \begin{bmatrix} A_{11}^f & A_{12}^f \\ A_{21}^f & A_{22}^f \end{bmatrix} \begin{bmatrix} \delta_y \\ e_f \end{bmatrix},$$

where  $A_{11}^f$  is defined in (9),  $A_{12}^f := L_{2f}$ ,  $A_{21}^f := C_{2f}A_{11}^f$  and  $A_{22}^f := C_{2f}L_{2f}$ .

From the perspective of slow dynamics, the fast dynamics evolve infinitely fast and thus remain at their quasi-steady state. Consequently, the reduced system  $\mathcal{H}_r$  is given by

$$\mathcal{H}_r : \begin{cases} (\dot{\xi}_s, \dot{\zeta}_s) = (F_{\xi_s}(\xi_s, 0, 0, \hat{v}, \dot{u}_s), \\ F_{\zeta_s}(x_p, \bar{z}_p, u_s, \hat{v}_1)), & \xi \in \mathcal{C}_r^0, \\ (\xi_s^+, \zeta_s^+) = G_{s,1}(\xi_s, \zeta_s, v_1), & \xi \in \mathcal{D}_s^0, \end{cases}
\tag{15}$$

where  $\bar{z}_p := -A_{22}^{-1}(A_{21}x_p + B_2u_s)$  is the quasi-steady-state of  $z_p$ ,  $\mathcal{C}_r^0 := \{\xi \in \mathbb{X} \mid \tau_s \in [0, \tau_{\text{mati}}^s]\}$  and  $\mathcal{D}_s^0 := \{\xi \in \mathbb{X} \mid \tau_s \in [\tau_{\text{mati}}^s, \tau_{\text{mati}}^s]\}$ . Define the error vector and its derivative

$$e_s := (e_{y_s}, e_{u_s}), \quad \dot{e}_s = f_{es}(\delta_x, e_{y_s}, e_{u_s}, \delta_y, e_f, \hat{v}, \dot{u}_s).
\tag{16}$$

Furthermore, we denote its update rule at slow transmission as

$$h_s(\kappa_s, e_s, \tilde{e}_{p_s}) := (h_{ys}(\kappa_s, e_{y_s}, \tilde{e}_{p_s}), h_{us}(\kappa_s, e_{u_s})).$$

Then, a portion of the dynamics of the reduced system is given by

$$\begin{bmatrix} \dot{\delta}_x \\ \dot{e}_s \end{bmatrix} = \begin{bmatrix} A_{11}^s & A_{12}^s \\ A_{21}^s & A_{22}^s \end{bmatrix} \begin{bmatrix} \delta_x \\ e_s \end{bmatrix} + \begin{bmatrix} A_{13}^s \\ A_{23}^s \end{bmatrix} \begin{bmatrix} \hat{v}_1 \\ \hat{v}_2 \end{bmatrix} + (\mathbf{0}_{n_x \times 1}, \begin{bmatrix} \mathbf{0}_{n_{y_s} \times 1} \\ -\hat{u}_s \end{bmatrix}),$$

where  $A_{11}^s := A_{11}^r$ ,  $A_{12}^s := [A_{12}^r \ A_{13}^r]$ ,  $A_{13}^s := [A_{14}^r \ A_{15}^r]$ ,  $A_{21}^s := [A_{21}^r \ \mathbf{0}]^\top$ ,  $A_{22}^s := \begin{bmatrix} A_{22}^r & A_{23}^r \\ \mathbf{0} & \mathbf{0} \end{bmatrix}$ ,  $A_{23}^s := \begin{bmatrix} A_{24}^r & A_{25}^r \\ \mathbf{0} & \mathbf{0} \end{bmatrix}$ ,  $A_{11}^r := (A_{11} - L_{1s}C_{1s} - L_{1f}C_{2s}) - D(A_{21} - L_{2s}C_{1s} - L_{2f}C_{2s})$ ,  $A_{12}^r := L_{1s} - DL_{2s}$ ,  $A_{13}^r := B_1 - DB_2$ ,  $A_{14}^r := A_{12}^r$ ,  $A_{15}^r := L_{1f} - DL_{2f}$ ,  $A_{2\star}^r := C_{1s}A_{1\star}^r$  for all  $\star \in \{1, \dots, 5\}$  and  $D := (A_{12} - L_{1f}C_{2f})(A_{22} - L_{2f}C_{2f})^{-1}$ .

#### 4. STABILITY ANALYSIS

We begin by assuming that the scheduling protocol  $h_\star$  is UGES with the associate Lyapunov function, as suggested in (Nešić and Teel, 2004, Definition 7). Let  $n_{e_s} = n_{y_s} + n_{u_s}$  and  $n_{e_f} = n_{y_f}$ , we propose the following assumption on our scheduling protocol.

*Assumption 1.* For all  $\star \in \{s, f\}$ , there exist a function  $W_\star : \mathbb{Z}_{\geq 0} \times \mathbb{R}^{n_{e_\star}} \rightarrow \mathbb{R}_{\geq 0}$  that is locally Lipschitz in its second argument. Moreover, there exist constants  $\underline{a}_{W_\star}, \bar{a}_{W_\star} > 0$  as well as a constant  $\lambda_\star \in [0, 1)$  such that, for all  $\kappa_\star \in \mathbb{Z}_{\geq 0}$  and  $e_\star \in \mathbb{R}^{n_{e_\star}}$ , the following properties hold:

$$\underline{a}_{W_\star} |e_\star| \leq W_\star(\kappa_\star, e_\star) \leq \bar{a}_{W_\star} |e_\star|, \quad (17)$$

$$W_\star(\kappa_\star + 1, h_\star(\kappa_\star, e_\star, \tilde{e}_{p_\star})) \leq \lambda_\star W_\star(\kappa_\star, e_\star). \quad (18)$$

Moreover, there exists  $M_\star \geq 0$ , such that for all  $\kappa_\star \in \mathbb{Z}_{\geq 0}$  and almost all  $e_\star \in \mathbb{R}^{n_{e_\star}}$ ,  $\left| \frac{\partial W_\star(\kappa_\star, e_\star)}{\partial e_\star} \right| \leq M_\star$ .

By definition of  $f_{es}$  in (16), there exist  $A_{H_s} = M_s A_{21}^s$  and  $L_s = M_s |A_{22}^s| \underline{a}_{W_s}^{-1}$ , such that for all  $\delta_x \in \mathbb{R}^{n_x}$ ,  $\kappa_s \in \mathbb{Z}_{\geq 0}$  and almost all  $e_s \in \mathbb{R}^{n_{e_s}}$ , the following inequality holds,

$$\left\langle \frac{\partial W_s(\kappa_s, e_s)}{\partial e_s}, f_{es}(\delta_x, e_{ys}, e_{us}, 0, 0, \hat{v}, \hat{u}_s) \right\rangle \leq L_s W_s(\kappa_s, e_s) + |A_{H_s} \delta_x| + \sigma_{w_s}(|\hat{v}_1|, |\hat{v}_2|, |\hat{u}_s|), \quad (19)$$

where

$$\sigma_{w_s}(|\hat{v}_1|, |\hat{v}_2|, |\hat{u}_s|) := a_{w_s}^{v_1} |\hat{v}_1| + a_{w_s}^{v_2} |\hat{v}_2| + M_s |\hat{u}_s|, \quad (20)$$

$a_{w_s}^{v_1} = M_s |A_{24}^r|$  and  $a_{w_s}^{v_2} = M_s |A_{25}^r|$ . This inequality bounds the growth of network-induced error during the flow of the reduced system.

Similarly, by definition of  $g_{ef}$  in (7), there exist  $L_f = M_f |a_{22}^f| \underline{a}_{W_f}^{-1}$  and  $A_{H_f} = M_f A_{21}^f$  such that for all  $x \in \mathbb{R}^{n_x}$ ,  $\kappa_f \in \mathbb{Z}_{\geq 0}$ , and almost all  $e_f \in \mathbb{R}^{n_{y_f}}$ , the following inequality holds:

$$\left\langle \frac{\partial W_f(\kappa_f, e_f)}{\partial e_f}, g_{ef}(\delta_x, e_{ys}, e_{us}, \delta_y, e_f, \hat{v}, 0) \right\rangle \leq L_f W_f(\kappa_f, e_f) + |A_{H_f} \delta_y|. \quad (21)$$

The following two assumptions guide a design procedure aimed at minimizing the gain between the network-induced error and the estimation error from the observer. A smaller gain enhances robustness to network-induced errors, allowing for slower transmission without compromising performance. Another approach is to directly maximize the transmission interval, as demonstrated in our numerical example. Let  $P_s, P_f$  be positive definite symmetric matrices, and  $a_{\rho_s}, \gamma_s, \eta_1, a_{\rho_f}, \gamma_f > 0$ . We introduce the following design condition, which is instrumental in reducing conservatism in the resulting MATI.

*Condition 1.* The variables  $L_{2f}, P_f$  and  $a_{\rho_f}$  are chosen so that (22) holds with **the minimum feasible value of**  $\gamma_f$ .

$$\begin{bmatrix} P_f A_{11}^f + A_{11}^{f\top} P_f + a_{\rho_f} I + A_{H_f}^\top A_{H_f} & P_f A_{12}^f \\ A_{12}^{f\top} P_f & a_{\rho_f} \bar{a}_{W_f}^2 I - \gamma_f^2 \underline{a}_{W_f}^2 I \end{bmatrix} \leq 0. \quad (22)$$

The LMI (22) is always feasible since the pair  $(A_{22}, C_{2f})$  is observable. In particular, one can select  $L_{2f}$  such that  $A_{11}^f$  is Hurwitz, then there always exist  $P_f > 0$  such that

$$P_f A_{11}^f + A_{11}^{f\top} P_f + a_{\rho_f} I + A_{H_f}^\top A_{H_f} < 0. \quad (23)$$

Moreover, by (23), we have

$$(P_f A_{11}^f + A_{11}^{f\top} P_f + a_{\rho_f} I + A_{H_f}^\top A_{H_f})^{-1} < 0,$$

which also implies

$$A_{12}^{f\top} P_f (A_{11}^f + A_{11}^{f\top} P_f + a_{\rho_f} I + A_{H_f}^\top A_{H_f} P_f)^{-1} P_f A_{12}^f \leq 0.$$

Since we can always find sufficiently large  $\gamma_f$  such that

$$(a_{\rho_f} \bar{a}_{W_f}^2 I - \gamma_f^2 \underline{a}_{W_f}^2 I) - A_{12}^{f\top} P_f (A_{11}^f + A_{11}^{f\top} P_f + a_{\rho_f} I + A_{H_f}^\top A_{H_f} P_f)^{-1} P_f A_{12}^f \leq 0,$$

the LMI (22) is satisfied by Schur complement.

*Condition 2.* Let  $L_{2f}$  comes from Assumption 1. Then,  $L_{1s}, L_{1f}, L_{2s}, P_s, a_{\rho_s}$  and  $\eta_1$  are chosen such that (24) holds with **the minimum feasible value of**  $\gamma_s$ .

$$\begin{bmatrix} P_s A_{11}^s + A_{11}^{s\top} P_s + \eta_1 P_s^\top P_s + a_{\rho_s} I + A_{H_s}^\top A_{H_s} & P_s A_{12}^s \\ A_{12}^{s\top} P_s & a_{\rho_s} \bar{a}_{W_s}^2 I - \gamma_s^2 \underline{a}_{W_s}^2 I \end{bmatrix} \leq 0. \quad (24)$$

The feasibility of (24) can be checked along the same line as (22). The proof of Theorem 1 will show that inequality (24) implies  $\mathcal{L}_2$  stability of reduced system (15) from  $W_s(\kappa_s, e_s)$  to  $|A_{H_s} \delta_x|$  with gain  $\gamma_s$ , and input-to-state stability of (15) w.r.t.  $\hat{v}$ . Similarly, (22) guarantee the  $\mathcal{L}_2$  stability of the boundary-layer system (14).

Before stating our main result, we introduce the function  $T(\cdot, \cdot, \cdot)$  (Carnevale et al., 2007), which provides an upper bound of  $\tau_{\text{mati}}^s$  and  $T^*$ . Let

$$T(L, \gamma, \lambda) := \begin{cases} \frac{1}{L r_1} \tan^{-1}(r_2), & \gamma > L \\ \frac{1}{L} \frac{1-\lambda}{1+\lambda}, & \gamma = L \\ \frac{1}{L r_1} \tanh^{-1}(r_2), & \gamma < L, \end{cases} \quad (25)$$

where  $r_1 := \sqrt{|\left(\frac{\gamma}{L}\right)^2 - 1|}$ ,  $r_2 := \frac{r_1(1-\lambda)}{2\frac{\lambda}{1+\lambda}\left(\frac{\gamma}{L}-1\right)+1+\lambda}$ . In the special case where  $L = 0$ , this nonlinear mapping simplifies to  $T(0, \gamma, \lambda) = \frac{1}{\gamma} (\tan^{-1}(\frac{1}{\lambda}) - \tan^{-1}(\lambda))$ . Lastly, we define the following attractor

$$\mathcal{E} := \{\xi \in \mathbb{X} : \delta_x = 0 \wedge e_s = 0 \wedge \delta_y = 0 \wedge e_f = 0\}$$

for the upcoming stability analysis. At this point, all necessary prerequisites have been established. We now state our main result.

*Theorem 1.* Consider the system (12) satisfying Assumptions 1, and Condition 1 and 2. Let  $L_s$  and  $L_f$  come from (19) and (21), respectively,  $\gamma_f$  and  $\gamma_s$  come from Conditions 1 and 2, respectively. Moreover, let  $\lambda_s$  and  $\lambda_f$  come from Assumption 1, and  $\lambda_f^* \in [\lambda_f, 1)$ . Then, for any  $\tau_{\text{mati}}^s \leq \tau_{\text{mati}}^s < T(L_s, \gamma_s, \lambda_s)$  and  $\tau_{\text{mati}}^f \leq \epsilon T(L_f, \gamma_f, \lambda_f^*)$ , the following holds:

There exist  $k, a, \epsilon^* > 0$  and  $\gamma_{v_1}, \gamma_{v_2}, \gamma_{\dot{u}_s} \geq 0$  such that for all  $\epsilon \in (0, \epsilon^*]$ , any solution  $\xi$  to  $\mathcal{H}$  with hybrid inputs  $u_s, v_1$  and  $v_2$ , where  $u_s$  is absolutely continuous and  $\dot{u}_s, v_1, v_2 \in \mathcal{L}_\infty$ , satisfies a DISS property, i.e.,

$$|\xi(t, j)|_\mathcal{E} \leq k|\xi(0, 0)|_\mathcal{E} e^{-a(t+j)} + \gamma_{v_1} \|v_1\|_{(t,j)} + \gamma_{v_2} \|v_2\|_{(t,j)} + \gamma_{\dot{u}_s} \|\dot{u}_s\|_{(t,j)}, \quad (26)$$

for any  $(t, j) \in \text{dom}(\xi)$ .

**Proof:** See Appendix A.

*Remark 2.* It is important to note that our result, presented in Theorem 1, shows that the ultimate bound depends on the derivative of the input signal and the magnitude of the measurement noise. This result is a special case of the standard DISS introduced in Angeli et al. (2003).

*Remark 3.* A fundamental tradeoff exists between the MATI estimates and the ultimate bounds (i.e.,  $\gamma_{v_1}, \gamma_{v_2}$ , and  $\gamma_{\dot{u}_s}$ ). In particular, achieving larger MATI estimates typically results in increased ultimate bounds. This reflects the fact that allowing sparser transmissions reduces communication demands but at the expense of degraded robustness, as the network-induced errors and disturbance effects accumulate more significantly between transmissions.

## 5. ILLUSTRATIVE EXAMPLE

In this section, we provide a numerical example to illustrate the procedure for deriving the MATI and the corresponding ultimate bounds. We also present a simulation that demonstrates how variations in the control input influence the error dynamics, thereby highlighting the practical implications of the theoretical results.

Consider plant (1) with  $A_{11} = \begin{bmatrix} a_1 & 0 \\ 0 & -a_5 \end{bmatrix}$ ,  $A_{12} = \begin{bmatrix} a_2 & 0 \\ 0 & 0 \end{bmatrix}$ ,  $A_{21} = \begin{bmatrix} 0 & 0 \\ a_3 & 0 \end{bmatrix}$ ,  $A_{22} = \begin{bmatrix} -a_2 & 0 \\ -a_2 & -a_4 \end{bmatrix}$ ,  $C_{1s} = \begin{bmatrix} c_1 & c_2 \end{bmatrix}$ ,  $C_{2s} = \begin{bmatrix} -1 & 0 \end{bmatrix}$ ,  $C_{2f} = \begin{bmatrix} 0 & -1 \end{bmatrix}$ , where  $a_1 = 10^{-3}$ ,  $a_2 = 0.37$ ,  $a_3 = 1.1$ ,  $a_4 = 4.9$ ,  $a_5 = 1.2$ ,  $c_1 = -0.03$  and  $c_2 = 1.9$ . To simplify the computation, we assume observer gains have the form  $L_{1s} = \begin{bmatrix} n_1 \\ 0 \end{bmatrix}$ ,  $L_{2s} = \begin{bmatrix} -n_2 \\ -n_2 \end{bmatrix}$ ,  $L_{1f} = \begin{bmatrix} 0 \\ n_3 \end{bmatrix}$ , and  $L_{2f} = \begin{bmatrix} 0 \end{bmatrix}$ .

Since  $u_s, y_{p_s}$  and  $y_{p_f}$  are scalars, the protocols are given by  $h_s(\kappa_s, e_s) = 0$  and  $h_f(\kappa_f, e_f) = 0$ , which are UGES protocols. Define  $W_\star(\kappa_\star, e_\star) := |e_\star|$ ,  $s \in \{s, f\}$ . Then, Assumption 1 holds with  $\bar{a}_{W_\star}(s) = \bar{a}_{W_\star}(s) = s$ ,  $\lambda_\star = 0$  and  $M_\star = 1$ . Moreover, inequality (19) is satisfied with  $L_s = 1.85$  and  $A_{H_s} = A_{21}^s$ , and (21) holds with  $L_f = 0$  and  $A_{H_f} = A_{21}^f$ .

By solving the LMI (22) and (24) simultaneously while maximizing  $\epsilon^* T^*$ , we obtain the parameters in observer gains to be  $n_1 = 0.02$ ,  $n_2 = 0.01$  and  $n_3 = 0.18$ . Meanwhile, we have  $P_s = \begin{bmatrix} 0.14 & -0.55 \\ -0.55 & 2.8 \end{bmatrix}$ ,  $\gamma_s = 3.4$ ,  $a_{\rho_s} = 0.14$ ,  $P_f = \begin{bmatrix} 3.5 & 0.15 \\ 0.15 & 2.7 \end{bmatrix}$  and  $\gamma_f = 1.6$ ,  $a_{\rho_f} = 2.5$ . We select  $\tau_{\text{mati}}^s = 0.15 \text{ s} < T(L_s, \gamma_s, \lambda_s)$ . Then, with  $\lambda_s^* = 0.33$ ,  $\eta_{s1} = 0.1$ ,  $\eta_{s2} = 0.1$ ,  $\eta_{s3} = 0.5$  and  $\eta_s = \eta_{s1} + \eta_{s2} + \eta_{s3} = 0.7$ , Lemma 1 is satisfied (see Section A for details). Furthermore, we pick  $\lambda_f^* = 0.456$ , then  $T^* = T(L_f, \gamma_f, \lambda_f^*) = 0.45 \text{ s}/\epsilon$ .

For the given  $P_f$  and  $W_s$ , the minimum possible values for  $\lambda_1, \lambda_2, \lambda_3, \lambda_4$  and  $\lambda_5$  in (A.6) are given by 0.0025,

0.11, 0.01, 0.23 and 0.01, respectively. Similarly, for the specified  $W_s, P_s, W_f$  and  $P_f$ , it can be shown that  $b_1 = 14$ ,  $b_2 = 0.21$ ,  $b_3 = 2.8$ ,  $a_{\Delta_1} = 0.036$ ,  $a_{\Delta_2} = 0$  and  $a_{\Delta_3} = 0.056$ . By selecting  $\tau_{\text{mati}}^s = 0.149 \text{ ms}$ ,  $\mu = 0.6a_s a_{U_s}$  and  $\mu_1 = 0.4a_s a_{U_s}$ , we obtain  $\epsilon^* = 0.016$ , thus the maximum  $\tau_{\text{mati}}^f$  is 7 ms. Moreover, we have  $\gamma_{v_1} = 8.4$ ,  $\gamma_{v_2} = 8.0$  and  $\gamma_{\dot{u}_s} = 10.0$ . In this example, we aim for the maximum MATI estimates, as a result, the gain ultimate bound is large, as we discussed in Remark 3.

To verify the bound (26), we conducted simulations for the example presented above using  $\epsilon = 0.016$ ,  $\tau_{\text{mati}}^s = 0.15 \text{ s}$ , and  $\tau_{\text{mati}}^f = 7 \text{ ms} \leq \epsilon^* T^*$ , with initial conditions  $x_p(0) = (0.1, 0.1)$ ,  $z_p(0) = (-0.2, -0.2)$ , and all other states initialized at the origin. The results are shown in Figures 2 and 3, where two scenarios are considered: (i) a nonzero control input with no measurement noise, and (ii) zero control input subject to measurement noise.

The first scenario, shown in Figure 2, corresponds to  $v_1 = v_2 = 0$ , where four different control inputs, namely  $u_s = t$ ,  $u_s = 0.5t + 100$ ,  $u_s = 100$  and  $u_s = 0$ , are applied. We observe that the input with the larger time derivative (i.e.,  $u_s = t$ ) results in a larger ultimate bound, even though the input with the smaller derivative (i.e.,  $u_s = 0.5t + 100$ ) has a greater magnitude. Furthermore, when  $\dot{u}_s = 0$  (as in the cases  $u_s = 100$  and  $u_s = 0$ ),  $u_s$  has no influence on the observer performance. This behaviour is consistent with the bound in (26).

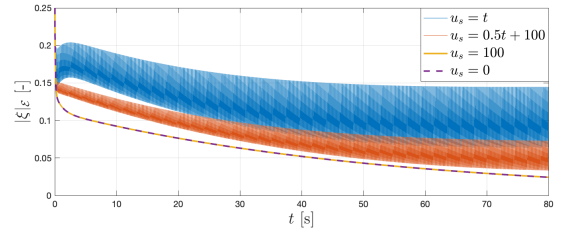


Fig. 2. Evolution of  $|\xi|_\mathcal{E}$  under different  $u_s$

The second scenario, shown in Figure 3, sets  $u_s = 0$  and introduces measurement noise. Two noise signals,  $v_1 = 0.04 \sin(25t)$  and  $v_1 = 0.02 \sin(50t)$ , are simulated while  $v_2 = 0$ . The results show that the measurement noise with larger amplitude yields a larger ultimate bound, even though the time derivatives of the two noise signals have equal magnitude. Overall, the system's response to both control inputs and measurement noise is consistent with the bound in (26), as illustrated in Figures 2 and 3.

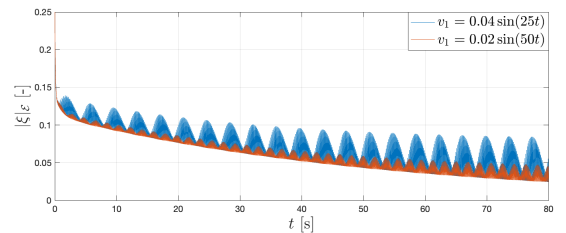


Fig. 3. Evolution of  $|\xi|_\mathcal{E}$  under different  $v_1$

## 6. CONCLUSION

This paper investigates the observer design for two-time-scale singularly perturbed networked control systems with linear plants that operate over a single communication channel, subject to both plant inputs and measurement noise. Our analysis demonstrates that under appropriate conditions, the resulting estimation error converges exponentially to a neighborhood of the origin, where the ultimate bound depends explicitly on the magnitudes of the measurement noise and the time derivative of the control input.

## REFERENCES

- Abdelrahim, M., Postoyan, R., and Daafouz, J. (2015). Event-triggered control of nonlinear singularly perturbed systems based only on the slow dynamics. *Automatica*, 52, 15–22.
- Angeli, D., Sontag, E., and Wang, Y. (2003). Input-to-state stability with respect to inputs and their derivatives. *International Journal of Robust and Nonlinear Control: IFAC-Affiliated Journal*, 13(11), 1035–1056.
- Carnevale, D., Teel, A., and Nešić, D. (2007). A Lyapunov proof of an improved maximum allowable transfer interval for networked control systems. *IEEE Trans. Autom. Control*, 52(5), 892–897.
- Ferrante, F. and Seuret, A. (2021). Observer design for linear aperiodic sampled-data systems: A hybrid systems approach. *IEEE Contr. Syst. Lett.*, 6, 470–475.
- Goebel, R., Sanfelice, R., and Teel, A. (2012). *Hybrid Dynamical Systems: Modeling, Stability, and Robustness*. Princeton University Press.
- Heijmans, S., Nešić, D., Postoyan, R., and Heemels, W. (2018). Singularly perturbed networked control systems. *IFAC-PapersOnLine*, 51(23), 106–111.
- Khalil, H. (2002). *Nonlinear Systems*. Prentice Hall, third edition.
- Lin, K. (2010). Composite observer-based feedback design for singularly perturbed systems via lmi approach. In *Proceedings of SICE Annual Conference*, 3056–3061. Taipei, Taiwan.
- Nešić, D. and Teel, A.R. (2004). Input-output stability properties of networked control systems. *IEEE Trans. Autom. Control*, 49(10), 1650–1667. doi: 10.1109/TAC.2004.835360.
- Postoyan, R. and Nešić, D. (2011). A framework for the observer design for networked control systems. *IEEE TAC*, 57(5), 1309–1314.
- Postoyan, R., Van de Wouw, N., Nešić, D., and Heemels, W.M.H. (2014). Tracking control for nonlinear networked control systems. *IEEE Trans. Autom. Control*, 59(6), 1539–1554.
- Scheres, K., Postoyan, R., and Heemels, W. (2024). Robustifying event-triggered control to measurement noise. *Automatica*, 159, 111305.
- Wang, W., Maass, A., Nešić, D., Tan, Y., Postoyan, R., and Heemels, W.P.M.H. (2023). Stability of nonlinear systems with two time scales over a single communication channel. In *IEEE Conf. Decis. Control*, 6463–6468.
- Wang, W., Maass, A., Nešić, D., Tan, Y., Postoyan, R., and Heemels, W.P.M.H. (2025). Stabilization of singularly perturbed networked control systems over a single channel. *arXiv preprint arXiv:2502.18768*.
- Wang, W., Nešić, D., and Postoyan, R. (2017). Observer design for networked control systems with FlexRay. *Automatica*, 82, 42–48.
- Yang, C., Zhang, L., and Zhou, L. (2016). Observer design for singularly perturbed systems with multirate sampled and delayed measurements. *J. Dyn. Syst., Meas., Control*, 138(5), 051007.
- Yüksel, S. and Basar, T. (2013). Stochastic networked control systems. *AMC*, 10, 12.
- Zou, C., Manzie, C., Nešić, D., and Kallapur, A.G. (2016). Multi-time-scale observer design for state-of-charge and state-of-health of a lithium-ion battery. *Journal of Power Sources*, 335, 121–130.

## Appendix A. PROOF OF THEOREM 1

We first analysis the behaviour of systems (14) and (15), then we analysis the trajectory of the overall SPNCS.

### Reduced system:

We denote  $W_*(\kappa_*, e_*)$  by  $W_*$  for  $\star \in \{s, f\}$ . For the reduced system (15), we define Lyapunov function  $V_s(\delta_x) = \delta_x^\top P_s \delta_x$ , where  $P_s$  comes from Assumption 1. Then we have  $\underline{a}_{V_s} |\delta_x|^2 \leq V_s(\delta_x) \leq \bar{a}_{V_s} |\delta_x|^2$ , where  $\underline{a}_{V_s} = \lambda_{\min}(P_s)$  and  $\bar{a}_{V_s} = \lambda_{\max}(P_s)$ . We can show

$$\left\langle \frac{\partial V_s}{\partial \delta_x}, f_{\delta_x}(\delta_x, e_{ys}, e_{us}, 0, 0, \hat{v}) \right\rangle = \delta_x^\top (P_s A_{11}^s + A_{11}^{s\top}) \delta_x + \delta_x^\top P_s A_{12}^s e_s + e_s^\top A_{12}^{s\top} P_s \delta_x + 2\delta_x^\top P_s A_{13}^s \hat{v}, \quad (\text{A.1})$$

where

$$2\delta_x^\top P_s A_{13}^s \hat{v} = 2\delta_x^\top P_s [A_{14}^r \ A_{15}^r] \begin{bmatrix} \hat{v}_1 \\ \hat{v}_2 \end{bmatrix}$$

By completion of squares, for any  $\eta_{1,1}, \eta_{1,2} > 0$ , we have

$$\begin{aligned} 2\delta_x^\top P_s A_{14}^r \hat{v}_1 &\leq \eta_{1,1} \delta_x^\top P_s^\top P_s \delta_x + a_{V_s}^{v_1} |\hat{v}_1|^2, \\ 2\delta_x^\top P_s A_{15}^r \hat{v}_2 &\leq \eta_{1,2} \delta_x^\top P_s^\top P_s \delta_x + a_{V_s}^{v_2} |\hat{v}_2|^2, \end{aligned} \quad (\text{A.2})$$

where  $a_{V_s}^{v_1} := \frac{1}{\eta_{1,1}} \lambda_{\max}(A_{14}^{r\top} A_{14}^r)$  and  $a_{V_s}^{v_2} := \frac{1}{\eta_{1,2}} \lambda_{\max}(A_{15}^{r\top} A_{15}^r)$ . Let  $\eta_{1,1} + \eta_{1,2} = \eta_1$ , where  $\eta_1$  comes from (24). By (A.1) and (A.2), we can write

$$\begin{aligned} &\left\langle \frac{\partial V_s}{\partial \delta_x}, f_{\delta_x}(\delta_x, e_{ys}, e_{us}, 0, 0, \hat{v}) \right\rangle \\ &= \delta_x^\top (P_s A_{11}^s + A_{11}^{s\top}) \delta_x + \eta_1 P_s^\top P_s \delta_x + \delta_x^\top P_s A_{12}^s e_s \\ &\quad + e_s^\top A_{12}^{s\top} P_s \delta_x + \sigma_{V_s}(|\hat{v}_1|, |\hat{v}_2|), \end{aligned}$$

where  $\sigma_{V_s}(|\hat{v}_1|, |\hat{v}_2|) = a_{V_s}^{v_1} |\hat{v}_1|^2 + a_{V_s}^{v_2} |\hat{v}_2|^2$ . By (24), the following inequality hold:

$$\begin{aligned} &\left\langle \frac{\partial V_s}{\partial \delta_x}, f_{\delta_x}(\delta_x, e_{ys}, e_{us}, 0, 0, \hat{v}) \right\rangle \\ &\leq -a_{\rho_s} |\delta_x|^2 - a_{\rho_s} W_s^2 - |A_{H_s} \delta_x|^2 + \gamma_s^2 W_s^2 + \sigma_{V_s}(|\hat{v}_1|, |\hat{v}_2|). \end{aligned} \quad (\text{A.3})$$

Inequality (A.3) demonstrates that Assumption 2 establishes an  $\mathcal{L}_2$  stability of  $\mathcal{H}_r$  with gain  $\gamma_s$  from  $W_s$  to  $|A_{H_s} \delta_x|$  Carnevale et al. (2007).

The function  $T$  in (25) is designed such at for a function  $\phi$  whose derivative given by  $\dot{\phi} = -2L\phi - \gamma(\phi^2 + 1)$  Carnevale et al. (2007), and the time it takes to decrease from  $1/\lambda$  to  $\lambda$  is  $T(L, \gamma, \lambda)$ .

*Lemma 1.* Let  $\tau_{\text{mati}}^s < T(L_s, \gamma_s, \lambda_s)$  be given. There exist  $\lambda_s^* \in (\lambda_s, 1)$  and  $\eta_s > 0$  such that the solution  $\phi_s$  to

$$\dot{\phi}_s = -2L_s \phi_s - \gamma_s [(1 + \eta_s) \phi_s^2 + 1], \quad (\text{A.4})$$

with  $\phi_s(0) = 1/\lambda_s^*$  satisfies  $\phi_s(\tau_{\text{mati}}^s) = \lambda_s^*$  and  $\phi_s(s) \in [\lambda_s^*, 1/\lambda_s^*]$  for all  $s \in [0, \tau_{\text{mati}}^s]$ .

We define a Lyapunov function

$$U_s(\xi_s) = V_s(\delta_x) + \gamma_s \phi_s(\tau_s) W_s^2(\kappa_s, e_s),$$

which was introduced in Carnevale et al. (2007), where  $\phi_s$  and  $\lambda_s^*$  come from Lemma 1, and  $\phi_s(0) = 1/\lambda_s^*$ . Then by Lemma 1 and (17), there exist  $\underline{a}_{U_s} := \min\{a_{V_s}, \gamma_s \lambda_s^* \underline{a}_{W_s}^2\}$  and  $\bar{a}_{U_s} := \max\{\bar{a}_{V_s}, \gamma_s \frac{1}{\lambda_s^*} \bar{a}_{W_s}^2\}$ , such that  $\underline{a}_{U_s} |(\delta_x, e_s)|^2 \leq U_s(\xi_s) \leq \bar{a}_{U_s} |(\delta_x, e_s)|^2$ . By (19) and (A.3), we have

$$\begin{aligned} & \left\langle \frac{\partial U_s}{\partial \xi_s}, F_{\xi_s}(\xi_s, 0, 0, \hat{v}, \dot{u}_s) \right\rangle \\ &= \left\langle \frac{\partial V_s}{\partial \delta_x}, f_{\delta_x}(\delta_x, e_{ys}, e_{us}, 0, 0, \hat{v}) \right\rangle \\ &+ \frac{\partial \phi_s}{\partial \tau_s} \gamma_s W_s^2 + 2\gamma_s \phi_s W_s \frac{\partial W_s}{\partial e_s} f_{es}(\delta_x, e_{ys}, e_{us}, 0, 0, \hat{v}, \dot{u}_s) \\ &\leq -a_{\rho_s}(|\delta_x|^2 + W_s^2(\kappa_s, e_s)) - |A_{H_s} \delta_x|^2 + \gamma_s^2 W_s^2 \\ &+ \sigma_{V_s}(|\hat{v}_1|, |\hat{v}_2|) + \frac{\partial \phi_s}{\partial \tau_s} \gamma_s W_s^2 \\ &+ 2\gamma_s \phi_s W_s [L_s W_s + |A_{H_s} \delta_x| + M_s \sigma_{w_s}(|\hat{v}_1|, |\hat{v}_2|, |\dot{u}_s|)]. \end{aligned}$$

By the definition of  $\sigma_{w_s}$  and completion of squares, for any  $\eta_{s1}, \eta_{s2}, \eta_{s3} > 0$ , we have

$$\begin{aligned} 2\gamma_s \phi_s W_s M_s \sigma_{w_s} &\leq (\eta_{s1} + \eta_{s2} + \eta_{s3}) \gamma_s^2 \phi_s^2 W_s^2 \\ &+ \left( \frac{v_1^2}{\eta_{s1}} |\hat{v}_1|^2 + \frac{v_2^2}{\eta_{s2}} |\hat{v}_2|^2 + \frac{M_s^2}{\eta_{s3}} |\dot{u}_s|^2 \right). \end{aligned}$$

Let  $\eta_{s1} + \eta_{s2} + \eta_{s3} = \eta_s$ , where  $\eta_s$  comes from Lemma 1. Moreover, we have

$$2\gamma_s \phi_s W_s |A_{H_s} \delta_x| \leq \gamma_s^2 \phi_s^2 W_s^2 + |A_{H_s} \delta_x|^2.$$

Hence, by definition of  $\dot{\phi}_s$  in (A.4), we have that for reduced system,

$$\left\langle \frac{\partial U_s}{\partial \xi_s}, F_{\xi_s}(\xi_s, 0, 0, \hat{v}, \dot{u}_s) \right\rangle \leq -a_s |(\delta_x, e_s)|^2 + \sigma_s(|\hat{v}_1|, |\hat{v}_2|, |\dot{u}_s|), \quad (\text{A.5})$$

where  $a_s := a_{\rho_s} \min\{1, \underline{a}_{W_s}^2\}$  and

$$\begin{aligned} \sigma_s(|\hat{v}_1|, |\hat{v}_2|, |\dot{u}_s|) &:= \left( \frac{v_1^2}{\eta_{s1}} |\hat{v}_1|^2 + \frac{v_2^2}{\eta_{s2}} |\hat{v}_2|^2 + \frac{M_s^2}{\eta_{s3}} |\dot{u}_s|^2 \right) \\ &+ \sigma_{V_s}(|\hat{v}_1|, |\hat{v}_2|). \end{aligned}$$

By Lemma 1, at transmission times of the reduced system (i.e.,  $t \in \mathcal{T}^s$ ), we have

$$\begin{aligned} U_s(\xi_s^+) &= U_s((\delta_x, h_s(\kappa_s, e_s), 0, \kappa_s + 1)) \\ &= V_s(\delta_x) + \gamma_s \phi_s(0) W_s^2(\kappa_s + 1, h_s(\kappa_s, e_s)) \\ &\leq V_s(\delta_x) + \frac{\gamma_s}{\lambda_s^*} \lambda_s W_s^2(\kappa_s, e_s) \\ &\leq U_s(\xi_s). \end{aligned}$$

### Boundary-layer system:

For boundary-layer system (14), let  $V_f(\delta_y) = \delta_y^\top P_f \delta_y$ , where  $P_f$  comes from Assumption 1, then we have  $\underline{a}_{V_f} |\delta_y|^2 \leq V_f(\delta_y) \leq \bar{a}_{V_f} |\delta_y|^2$ , where  $\underline{a}_{V_f} = \lambda_{\min}(P_f)$  and  $\bar{a}_{V_f} = \lambda_{\max}(P_f)$ . Similar to (A.3), we can show

$$\begin{aligned} & \left\langle \frac{\partial V_f}{\partial \delta_y}, g_{\delta_y}(\delta_x, e_{ys}, e_{us}, \delta_y, e_f, \hat{v}, \dot{v}_1, 0) \right\rangle \leq \\ & -a_{\rho_f} |\delta_y|^2 - a_{\rho_f} W_f^2(\kappa_f, e_f) - |A_{H_f} \delta_y|^2 + \gamma_f^2 W_f^2(\kappa_f, e_f). \end{aligned}$$

We define Lyapunov function

$$U_f(\xi_f) = V_f(\delta_y) + \gamma_f \phi_f(\tau_f) W_f^2(\kappa_f, e_f),$$

where  $\frac{\partial \phi_f}{\partial \sigma} = -2L_f \phi_f - \gamma_f(\phi_f^2 + 1)$ ,  $\phi_f(0) = 1/\lambda_f^*$  and  $\lambda_f^*$  comes from Theorem 1. Given  $T^* \leq T(L_f, \gamma_f, \lambda_f^*)$ , we have  $\phi_f(s) \in [\lambda_f^*, 1/\lambda_f^*]$  for all  $s \in [0, T^*]$ . Then by (17), we can find  $\underline{a}_{U_f} := \min\{\underline{a}_{V_f}, \gamma_f \lambda_f^* \underline{a}_{W_f}^2\}$  and  $\bar{a}_{U_f} := \max\{\bar{a}_{V_f}, \gamma_f \frac{1}{\lambda_f^*} \bar{a}_{W_f}^2\}$  such that  $\underline{a}_{U_f} |(\delta_y, e_f)|^2 \leq U_f(\xi_f) \leq$

$\bar{a}_{U_f} |(\delta_y, e_f)|^2$ . Along the same lines as for the reduced system, we can show

$$\left\langle \frac{\partial U_f}{\partial \xi_f}, F_{\xi_f}(\xi_s, 0, 0, \hat{v}, \dot{u}_s) \right\rangle \leq -a_f |(\delta_y, e_f)|^2,$$

where  $a_f := a_{\rho_f} \min\{1, \underline{a}_{W_f}^2\}$ . Moreover, at transmission time of  $\mathcal{H}_{bl}$  (i.e.,  $t \in \mathcal{T}^f$ ), we can show  $U_f(\xi_f^+) \leq U_f(\xi_f)$ .

### Overall SPNCS:

Now we focus on the full system  $\mathcal{H}$ . Remind that at transmission time of slow signals, we have  $\delta_y$  updating according to (10). Then by (17) and definition of  $V_f$ , we can find  $\lambda_1, \lambda_2, \lambda_3, \lambda_4, \lambda_5 \geq 0$  such that

$$\begin{aligned} & V_f(h_y(\kappa_s, e_{ys}, e_{us}, \tilde{e}_{p_s}, \delta_y, \hat{v}_1, v_1)) - V_f(\delta_y) \\ & \leq \lambda_1 W_s^2(\kappa_s, e_s) + \lambda_2 \sqrt{W_s^2(\kappa_s, e_s)} V_f(\delta_y) \\ & + \lambda_3 |\hat{v}|^2 + \lambda_4 \sqrt{V_f} |\hat{v}| + \lambda_5 W_s |\hat{v}|. \end{aligned} \quad (\text{A.6})$$

Let  $a_{\psi_s} := \sqrt{\underline{a}_{U_s}}$ ,  $a_{\psi_f} := \sqrt{\underline{a}_{U_f}}$  and

$$\mu \in (0, a_s a_{\psi_s}^2), \quad \mu_1 \in (0, \mu). \quad (\text{A.7})$$

Let

$$\tilde{\lambda} \in (e^{-\mu_1 \tau_{\text{miati}}^s}, 1), \quad (\text{A.8})$$

where  $\tau_{\text{miati}}^s$  comes from Theorem 1. We define

$$d := \left( \frac{-b + \sqrt{b^2 - 4ac}}{2a} \right)^2, \quad (\text{A.9})$$

where  $a = \max\{\frac{\lambda_1 + \lambda_5/2}{\gamma_s \lambda_s^*}, \frac{\lambda_4}{2}\}$ ,  $b = \frac{\lambda_2}{2} \max\{\frac{\lambda_1}{\gamma_s \lambda_s^*}, 1\}$  and  $c = 1 - \tilde{\lambda} e^{\mu_1 \tau_{\text{miati}}^s}$ . Let

$$a_d := 1 + a \cdot d + b\sqrt{d}. \quad (\text{A.10})$$

We define a composite Lyapunov function

$$U(\xi_s, \xi_f) := U_s(\xi_s) + dU_f(\xi_f),$$

and we can find  $\underline{a}_U, \bar{a}_U > 0$  such that  $\underline{a}_U |\xi_\mathcal{E}|^2 \leq U(\xi) \leq \bar{a}_U |\xi_\mathcal{E}|^2$ . We can show at a fast transmission,  $U(\xi_s^+, \xi_f^+) \leq U(\xi_s, \xi_f)$ . During flow, the time derivative of  $U$  along the trajectories of  $\mathcal{H}$  is given by

$$\begin{aligned} & \frac{\partial U(\xi_s, \xi_f)}{\partial t} \\ &= \frac{\partial U_s}{\partial \xi_s} F_{\xi_s}(\xi_s, \delta_y, e_f, \hat{v}, \dot{u}_s) + \frac{d}{\epsilon} \frac{\partial U_f}{\partial \xi_f} F_{\xi_f}(\xi_s, \xi_f, \hat{v}, \dot{u}_s, \epsilon) \\ &= \frac{\partial U_s}{\partial \xi_s} F_{\xi_s}(\xi_s, 0, 0, \hat{v}, \dot{u}_s) + \frac{d}{\epsilon} \frac{\partial U_f}{\partial \xi_f} F_{\xi_f}(\xi_s, \xi_f, \hat{v}, \dot{u}_s, 0) \\ &+ \frac{\partial U_s}{\partial \xi_s} [F_{\xi_s}(\xi_s, \delta_y, e_f, \hat{v}, \dot{u}_s) - F_{\xi_s}(\xi_s, 0, 0, \hat{v}, \dot{u}_s)] \\ &+ \frac{d}{\epsilon} \frac{\partial U_f}{\partial \xi_f} [F_{\xi_f}(\xi_s, \xi_f, \hat{v}, \dot{u}_s, \epsilon) - F_{\xi_f}(\xi_s, \xi_f, \hat{v}, \dot{u}_s, 0)]. \end{aligned}$$

By definition of  $U_s$ ,  $F_{\xi_s}$  and Assumption 1 (i.e.,  $\left| \frac{\partial W_s}{\partial e_s} \right| \leq M_s$ ), there exists  $b_1 \geq 0$  such that

$$\begin{aligned} & \frac{\partial U_s}{\partial \xi_s} [F_{\xi_s}(\xi_s, \delta_y, e_f, \hat{v}, \dot{u}_s) - F_{\xi_s}(\xi_s, 0, 0, \hat{v}, \dot{u}_s)] \leq \\ & b_1 |(\delta_x, e_s)| \cdot |(\delta_y, e_f)|. \end{aligned}$$

Similarly, by definition of  $U_f$ ,  $F_{\xi_f}$ , Assumption 1 and completion of squares, we can show there exist  $b_2, b_3, a_{\Delta_1}, a_{\Delta_2}, a_{\Delta_3} \geq 0$  such that

$$\begin{aligned} & \frac{1}{\epsilon} \frac{\partial U_f}{\partial \xi_f} [F_{\xi_f}(\xi_s, \xi_f, \hat{v}, \dot{u}_s, \epsilon) - F_{\xi_f}(\xi_s, \xi_f, \hat{v}, \dot{u}_s, 0)] \\ & \leq b_2 |(\delta_x, e_s)| \cdot |(\delta_y, e_f)| + b_3 |(\delta_y, e_f)|^2 + \Delta(|\hat{v}_1|, |\hat{v}_2|, |\dot{u}_s|), \end{aligned}$$

where  $\Delta(|\hat{v}_1|, |\hat{v}_2|, |\dot{u}_s|) := a_{\Delta_1} |\hat{v}_1|^2 + a_{\Delta_2} |\hat{v}_2|^2 + a_{\Delta_3} |\dot{u}_s|^2$ . Then we have

$$\frac{\partial U(\xi_s, \xi_f)}{\partial t} \leq - \left[ \frac{\sqrt{U_s(\xi_s)}}{\sqrt{U_f(\xi_f)}} \right]^\top \Lambda \left[ \frac{\sqrt{U_s(\xi_s)}}{\sqrt{U_f(\xi_f)}} \right] + \Gamma(|\hat{v}_1|, |\hat{v}_2|, |\dot{u}_s|),$$



where

$$\Lambda := \begin{bmatrix} a_s a_{\psi_s}^2 & -\frac{1}{2}(b_1 + db_2) a_{\psi_s} a_{\phi_f} \\ -\frac{1}{2}(b_1 + db_2) a_{\psi_s} a_{\psi_f} & d(\frac{a_f}{\epsilon} - b_3) a_{\psi_f}^2 \end{bmatrix},$$

and

$$\Gamma(|\hat{v}_1|, |\hat{v}_2|, |\dot{u}_s|) := \sigma_s(|\hat{v}_1|, |\hat{v}_2|, |\dot{u}_s|) + d \cdot \Delta(|\hat{v}_1|, |\hat{v}_2|, |\dot{u}_s|).$$

We define

$$\epsilon^* = \left( \frac{1}{da_f a_{\psi_f}^2} \left( \frac{(b_1 + db_2)^2 a_{\psi_s}^2 a_{\psi_f}^2}{4(a_s a_{\psi_s}^2 - \mu)} + \mu d \right) + \frac{b_3}{a_f} \right)^{-1},$$

then, by definition of  $d$  in (A.9) and  $\mu$  in (A.7), we have  $\Lambda \geq \mu \begin{bmatrix} 1 & 0 \\ 0 & d \end{bmatrix}$ , and by definition of  $\mu_1$  in (A.7), we have

$$\frac{\partial U(\xi_s, \xi_f)}{\partial t} \leq -\mu_1 U(\xi_s, \xi_f), \quad \forall U(\xi_s, \xi_f) \geq \frac{\Gamma(|\hat{v}_1|, |\hat{v}_2|, |\dot{u}_s|)}{\mu - \mu_1}.$$

Let  $t_{j_k^s} \in \mathcal{T}^s$  correspond to the transmission instance of the  $k^{\text{sth}}$  slow transmission,  $j_k^s$  denotes the number of transmissions including the  $k^{\text{sth}}$  slow transmission at time  $t_{j_k^s}$ , and we denote  $U(\xi_s(t, j), \xi_f(t, j))$  by  $U(t, j)$ . Then, by comparison principle and the fact that  $U$  is non-increasing at fast transmission, we have that for all  $t_{j_k^s}, t_{j_{k+1}^s} \in \mathcal{T}^s$ , if  $U(t_{j_k^s}, j_k^s) \geq \frac{\Gamma(|\hat{v}_1|, |\hat{v}_2|, |\dot{u}_s|)}{\mu - \mu_1}$ , then

$$U(s, i) \leq U(t_{j_k^s}, j_k^s) \exp(-\mu_1(s - t_{j_k^s})),$$

whenever  $U(s, i) \geq \frac{\Gamma(|\hat{v}_1|, |\hat{v}_2|, |\dot{u}_s|)}{\mu - \mu_1}$ , as well as  $(t_{j_k^s}, j_k^s) \preceq (s, i) \preceq (t_{j_{k+1}^s}, j_{k+1}^s - 1)$ .

At slow transmissions, we have

$$U(\xi_s^+, \xi_f^+) \leq U(\xi_s) + dV_f(h_y(\kappa_s, e_{ys}, e_{us}, \tilde{e}_{ps}, \delta_y, \hat{v}_1, v_1)).$$

By adding and subtracting  $V_f(\xi_f)$ , we have

$$U(\xi_s^+, \xi_f^+) \leq U(\xi_s, \xi_f) + d \left( \lambda_1 W_s^2(\kappa_s, e_s) + \lambda_2 \sqrt{W_s^2(\kappa_s, e_s) V_f(\delta_y)} + \lambda_3 |\hat{v}_1|^2 + \lambda_4 \sqrt{V_f} |\hat{v}_1| + \lambda_5 W_s |\hat{v}_1| \right),$$

and by completion of square, we can obtain

$$U(\xi_s^+, \xi_f^+) \leq a_d U(\xi_s, \xi_f) + a_v |\hat{v}_1|^2,$$

where  $a_d$  is defined in (A.10) and

$$a_v := d\lambda_3 + \frac{\lambda_4 + d\lambda_5}{2}.$$

Then if  $U(s, i) \geq \frac{\Gamma(|\hat{v}_1|, |\hat{v}_2|, |\dot{u}_s|)}{\mu - \mu_1}$  for all  $(t_{j_k^s}, j_k^s) \preceq (s, i) \preceq (t_{j_{k+1}^s}, j_{k+1}^s - 1)$ , then

$$U(t_{j_{k+1}^s}, j_{k+1}^s) \leq \left( a_d U(t_{j_k^s}, j_k^s) + a_v |\hat{v}_1|^2 \right) e^{-\mu_1 \tau_{\text{mati}}^s}.$$

By definition of  $\tilde{\lambda}$  in (A.8), we have  $a_d e^{-\mu_1 \tau_{\text{mati}}^s} = \tilde{\lambda}$ . Let  $\lambda \in (\tilde{\lambda}, 1)$ , then if  $U(s, i) \geq \tilde{\Gamma}(|\hat{v}_1|, |\hat{v}_2|, |\dot{u}_s|)$  for all  $(t_{j_k^s}, j_k^s) \preceq (s, i) \preceq (t_{j_{k+1}^s}, j_{k+1}^s - 1)$ , we have

$$U(t_{j_{k+1}^s}, j_{k+1}^s) \leq \lambda U(t_{j_k^s}, j_k^s),$$

where  $\tilde{\Gamma}(|\hat{v}_1|, |\hat{v}_2|, |\dot{u}_s|) := \max\left\{ \frac{a_v |\hat{v}_1|^2}{\lambda - \tilde{\lambda}}, \frac{\Gamma(|\hat{v}_1|, |\hat{v}_2|, |\dot{u}_s|)}{\mu - \mu_1} \right\}$ .

Following a similar proof as in Wang et al. (2025) and by comparison principle, we can show that

$$|\xi(t, j)|_{\mathcal{E}} \leq \left( \frac{a_d \bar{a}_U}{\lambda \bar{a}_U} \right)^{1/2} |\xi(0, 0)|_{\mathcal{E}} \exp\left(-\frac{\ln(1/\lambda)}{2\tau_{\text{mati}}^s} t\right) + \gamma_{\hat{v}} \|\hat{v}\|_{(t, j)} + \gamma_{\dot{u}_s} \|\dot{u}_s\|_{(t, j)},$$

where

$$\gamma_{\hat{v}_1} = \left( \frac{a_d}{\bar{a}_U} \max\left\{ \frac{a_v}{\lambda - \tilde{\lambda}}, \frac{1}{\mu - \mu_1} \left( \frac{a_{v_s}^2}{\eta_{s1}} + a_{V_s}^{v_1} + da_{\Delta_1} \right) \right\} \right)^{1/2}$$

$$\gamma_{\hat{v}_2} = \left( \frac{a_d}{\bar{a}_U(\mu - \mu_1)} \left( \frac{a_{v_s}^2}{\eta_{s2}} + a_{V_s}^{v_2} + da_{\Delta_2} \right) \right)^{1/2}$$

$$\gamma_{\dot{u}_s} = \left( \frac{a_d}{\bar{a}_U} \left( \frac{M_s^2}{\eta_{s3}} + da_{\Delta_3} \right) \right)^{1/2}$$

Moreover, we can always find  $\gamma_{v_\ell} \geq 0$  such that  $\gamma_{\hat{v}_\ell} \|\hat{v}_\ell\|_{(t, j)} \leq \gamma_{v_\ell} \|v_\ell\|_{(t, j)}$  for  $\ell \in \{1, 2\}$ . For instance,  $\gamma_{v_\ell} = \gamma_{\hat{v}_\ell}$  in sampled-data system. Finally, we prove Theorem 1 by using equation (A.25) in Wang et al. (2025).